

The Ohio Courts Summary

2003



THE OHIO COURTS SUMMARY
2003

THE SUPREME COURT OF OHIO

Chief Justice Thomas J. Moyer

Justice Alice Robie Resnick

Justice Francis E. Sweeney

Justice Paul E. Pfeifer

Justice Deborah L. Cook
(term ended May 16, 2003)

Justice Evelyn Lundberg Stratton

Justice Maureen O'Connor

Justice Terrence O'Donnell
(term began May 19, 2003)

Steven C. Hollon
Administrative Director

Supreme Court of Ohio
65 South Front Street
Columbus, Ohio 43215-3431

OHIO COURTS SUMMARY STAFF

Director of Judicial & Court Services	Douglas R. Stephens
Report Production and Graphics	F. Diane Hatcher Gretchen Beam
Computer Program Development	Mark Dutton

The Supreme Court of Ohio

The Supreme Court of Ohio is pleased to issue the 47th edition of the *Ohio Courts Summary*, which provides a statistical picture of the Ohio court system.

The 2003 *Ohio Courts Summary* reflects a record number of new cases were filed in Ohio courts. A total of 3,368,567 cases were filed in Ohio courts in 2003: 2,237 in the Supreme Court; 10,905 in the courts of appeals; 211,376 in the courts of common pleas-general division; 79,527 in the domestic relations courts; 95,338 in the probate courts; 264,897 in the juvenile courts; 2,447,108 in the municipal courts; 256,045 in the county courts; and 1,134 in the Ohio Court of Claims.

The general division of the courts of common pleas experienced a 2 percent increase in new case filings while the other divisions of the courts of common pleas experienced as much as a 5 percent (juvenile courts) decrease in new case filings. Some of the notable changes include:

- An increase by 5 percent (3,717 cases) in new criminal felony case filings.
- A slowing down in the increase of foreclosures. In 2003 we experienced a 3 percent increase, compared to the 27 percent increase experienced in 2002.
- A decline in new case filings of parties seeking a divorce or dissolution. New case filings are down by 6 percent (3,257 cases).
- A 5 percent (5,679 cases) decline in delinquency case filings.
- A 7 percent (7,678 cases) decline in juvenile traffic cases.
- A continued decline in probate new case filings. Statewide probate courts experienced 95,338 new case filings. The last time new case filings were this low was in 1995 with 94,230 filings. However, from 2002 to 2003 new case filings declined by only one percent (1 percent).

Overall new case filings for county courts declined by 16 percent (52,130 cases), while municipal courts experienced a 16 percent (24,917) increase in contracts case filings and a 32 percent (34,354) increase in other civil case filings.

The *Ohio Courts Summary* will be useful to the bench, the bar, court personnel and others involved in Ohio's judicial system. It also will inform Ohioans as to how their court system is serving them.

The *Ohio Courts Summary* is a reflection of the dedication and commitment of our judges and court personnel. We appreciate their assistance in preparing this report. Together, we will continue to maintain excellence in the administration of justice in Ohio.


THOMAS J. MOYER
Chief Justice

TABLE OF CONTENTS

	Page
SECTION A - DESCRIPTIONS OF OHIO COURTS	
Structure of the Ohio Judicial System	1
Supreme Court of Ohio	2
Courts of Appeals	3
Appellate District Map	4
Court of Claims	5
Courts of Common Pleas	5
Courts of Common Pleas	6
Jurisdictional Distribution	7
Courts of Common Pleas Jurisdictional Map	8
Municipal and County Courts	9
Municipal and County Courts Jurisdictional Map	10
Mayor's Court	11
All Ohio Courts Total New Cases Filed 1999-2003	12
 SECTION B - SUPREME COURT OF OHIO	
Supreme Court Caseload Details	13
 SECTION C - COURTS OF APPEALS	
Overall Caseloads	18
Statewide New Cases Filed and Total Terminations Comparison (graph)	19
New Cases Filed Comparison (graph)	19
Criminal Appeals	20
Civil Appeals	21
Miscellaneous Matters	22
Domestic Relations, Juvenile, and Probate Appeals	23
Average New Cases Filed Per Judge (graph)	24
 SECTION D - COURT OF CLAIMS	
Overall Caseloads (Including Victims of Crime Claims)	25
 SECTION E - COURTS OF COMMON PLEAS	
General Division	
Composite Report Form for Entire State	26
Overall Caseloads	27
Professional Tort	29
Product Liability	33
Other Torts	37
Workers' Compensation	41
Foreclosures	45
Administrative Appeal	49
Complex Litigation	53
Other Civil	57

Total Civil.....	61
Criminal.....	65
Statewide New Criminal Cases Filed and Total Terminations Comparison (graph).....	69
New Cases Filed Comparison (graph).....	69

SECTION F - COURTS OF COMMON PLEAS

Domestic Relations Division

Composite Report Form for Entire State.....	70
Overall Caseloads.....	71
Terminations of Marriages.....	73
Domestic Violence.....	77
Statewide New Cases Filed and Total Terminations Comparison (graph).....	81

SECTION G - COURTS OF COMMON PLEAS

Probate Division

Composite Report Form for Entire State.....	82
Overall Caseloads.....	83
Decedents' Estates and Wrongful Death.....	85
Guardianships.....	87
Conservatorships, Testamentary Trusts, and Civil Actions.....	89
Miscellaneous Activities.....	91
Statewide New Cases Filed and Total Terminations Comparison (graph).....	93

SECTION H - COURTS OF COMMON PLEAS

Juvenile Division

Composite Report Form for Entire State.....	94
Overall Caseloads.....	95
Delinquency.....	97
Unruly.....	101
Dependency, Neglect, or Abuse.....	105
Statewide New Cases Filed and Total Terminations Comparison (graph).....	109

SECTION I - MUNICIPAL COURTS

Composite Administrative Judge Report Form for Entire State.....	110
Composite Individual Judge Report Form for Entire State.....	111
New Cases Filed Comparison (graph).....	112
Overall Caseloads.....	113

Felony	115
Statewide New Felony Cases Filed and Total	
Terminations Comparison (graph).....	119
Statewide New Misdemeanor Cases Filed and Total	
Terminations Comparison (graph).....	119
Misdemeanor	120
O.M.V.I.....	124
Statewide New O.M.V.I. Cases Filed and Total	
Terminations Comparison (graph).....	128
Statewide New Other Traffic Cases Filed and Total	
Terminations Comparison (graph).....	128
Other Traffic	129
Personal Injury and Property Damage	133
Statewide New Personal Injury and Property Damage	
Cases Filed and Total Terminations Comparison (graph).....	137
Statewide New Contracts Cases Filed and Total	
Terminations Comparison (graph).....	137
Contracts	138
F.E.D.....	142
Statewide New F.E.D. Cases Filed and Total	
Terminations Comparison (graph).....	146
Statewide New Other Civil Cases Filed and Total	
Terminations Comparison (graph).....	146
Other Civil	147
Small Claims.....	151
Statewide New Small Claims Cases Filed and Total	
Terminations Comparison (graph).....	155

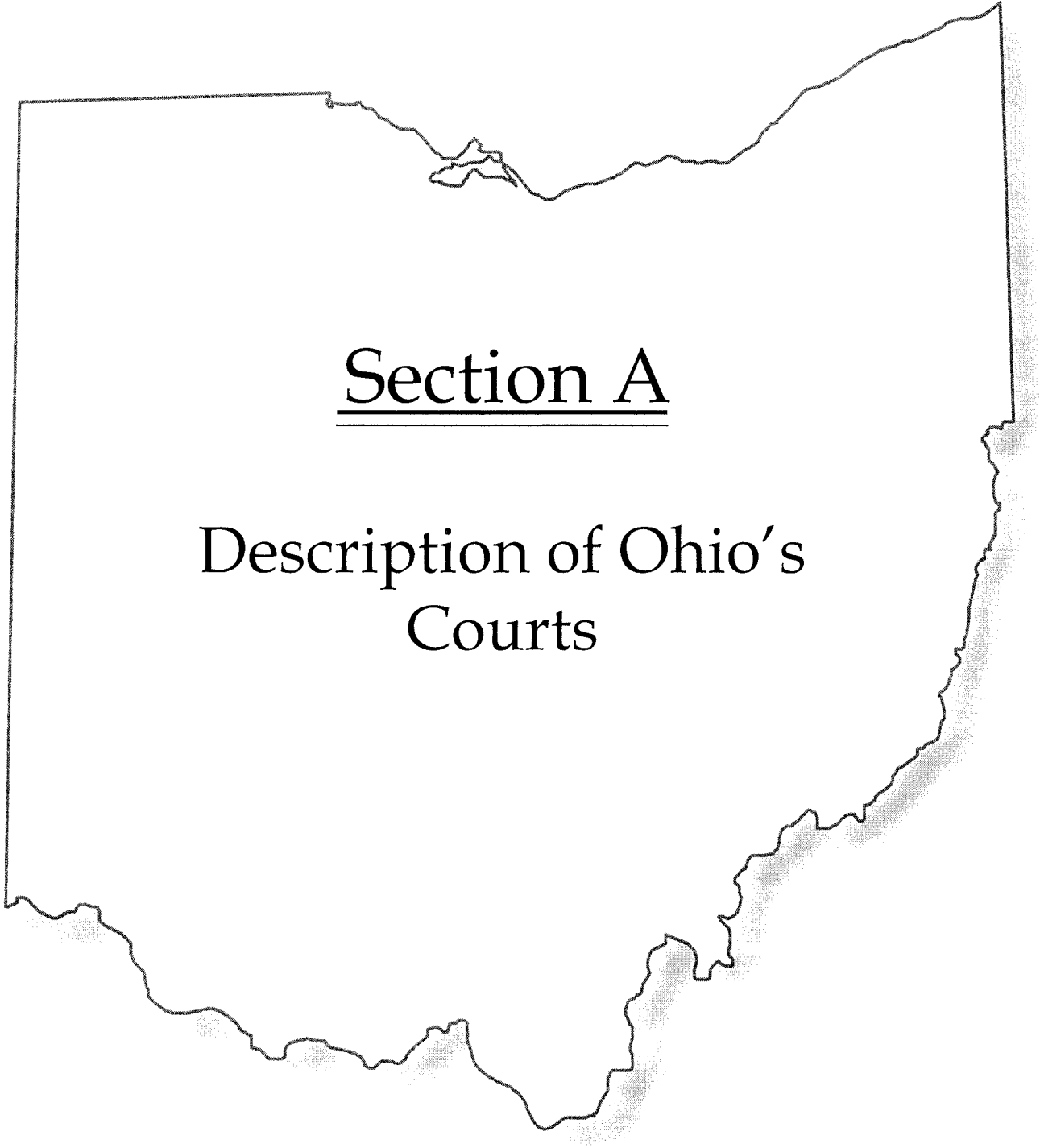
SECTION J - COUNTY COURTS

Composite Administrative Judge Report	
Form for Entire State.....	156
Composite Individual Judge Report	
Form for Entire State.....	157
Overall Caseloads	158
Felony	159
Statewide New Felony Cases Filed and Total	
Terminations Comparison (graph).....	161
Statewide New Misdemeanor Cases Filed and Total	
Terminations Comparison (graph).....	161
Misdemeanor	162
O.M.V.I.....	164
Statewide New O.M.V.I. Cases Filed and Total	
Terminations Comparison (graph).....	166
Statewide New Other Traffic Cases Filed and Total	
Terminations Comparison (graph).....	166
Other Traffic	167
Personal Injury and Property Damage	169
Statewide New Personal Injury and Property Damage	
Cases Filed and Total Terminations Comparison (graph).....	171
Statewide New Contracts Cases Filed and Total	
Terminations Comparison (graph).....	171
Contracts	172
F.E.D.....	174

Statewide New F.E.D. Cases Filed and Total	
Terminations Comparison (graph)	176
Statewide New Other Civil Cases Filed and Total	
Terminations Comparison (graph)	176
Other Civil	177
Small Claims	179
Statewide New Small Claims Cases Filed and Total	
Terminations Comparison (graph)	181
New Cases Filed Comparison (graph)	181

SECTION K - DEFINITIONS

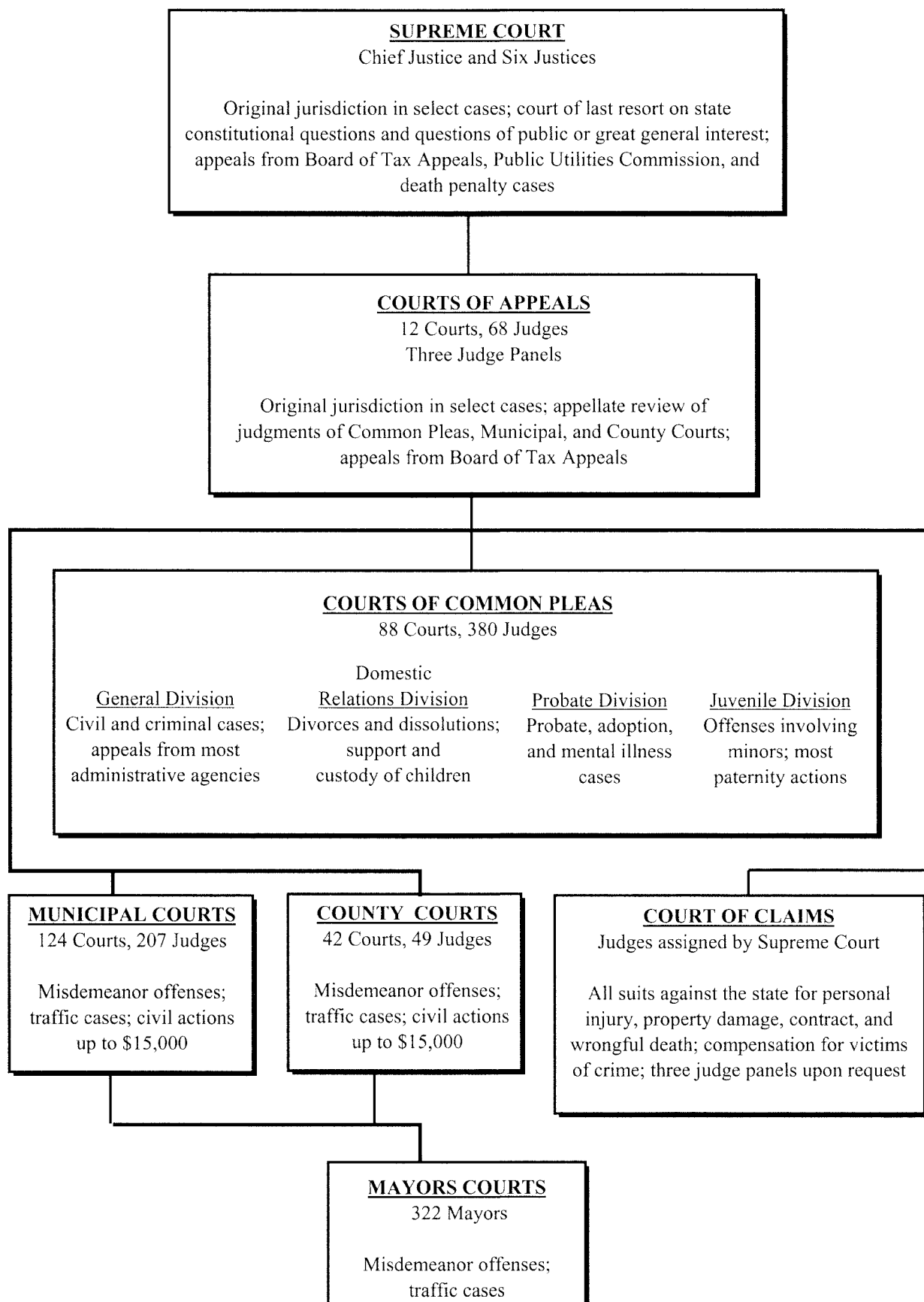
Courts of Common Pleas, Municipal and County Courts	182
Municipal and County Courts Only	184



Section A

Description of Ohio's
Courts

STRUCTURE OF THE OHIO JUDICIAL SYSTEM - 2003



THE SUPREME COURT OF OHIO

The Supreme Court of Ohio is established by Article IV, Section 1, of the Ohio Constitution, which provides that “the judicial power of the state is vested in a Supreme Court, Courts of Appeals, Courts of Common Pleas and divisions thereof, and such other courts inferior to the Supreme Court as may from time to time be established by law.”

Article IV, Section 2, of the Constitution sets the size of the court at seven – a chief justice and six justices – and outlines the jurisdiction of the court.

The Supreme Court is the court of last resort in Ohio. Most of its cases are appeals from the 12 district courts of appeals. The court may grant leave to appeal criminal cases from the courts of appeals and may direct any court of appeals to certify its record on civil cases that are found to be “cases of public or great interest.”

The court must accept appeals of cases that originated in the courts of appeals; cases involving the death penalty; cases involving questions arising under the U.S. Constitution or the Ohio Constitution; and cases in which there have been conflicting opinions from two or more courts of appeals. The court must also accept appeals from such administrative bodies as the Board of Tax Appeals and the Public Utilities Commission.

The court has original jurisdiction for certain special remedies that permit a person to file an action in the Supreme Court. These extraordinary remedies include writs of habeas corpus (involving the release of persons allegedly unlawfully imprisoned or committed), writs of mandamus and procedendo (ordering a public official to do a required act), writs of prohibition (ordering a lower court to cease an unlawful act), and writs of quo warranto (against a person or corporation for usurpation, misuse or abuse of public office or corporate office or franchise).

The Supreme Court makes rules governing practice and procedure in Ohio’s courts. Procedural rules adopted by the Supreme Court become effective unless both houses of the General Assembly adopt a concurrent resolution of disapproval. The Supreme Court also exercises general superintendence over all state courts through its rule-making authority. The rules of superintendence set minimum standards for court administration. Unlike procedural rules, rules of superintendence do not have to be submitted to the General Assembly to become effective.

The chief justice assigns judges to courts for temporary duty in cases of a court overload, where a judge has been removed from a case because of an affidavit of disqualification, or where a judge has recused himself or herself from a particular case.

The court has authority over the admission of attorneys to the practice of law in Ohio and may discipline admitted attorneys who violate the rules governing the practice of law.

The chief justice and six justices are elected to six-year terms on a nonpartisan ballot. Two justices are chosen at the general election in even-numbered years. In the year when the chief justice runs, voters pick three members of the court. A person must be an attorney with at least six years of experience in the practice of law to be elected or appointed to the court. Appointments are made by the governor for vacancies that occur between elections.

COURTS OF APPEALS

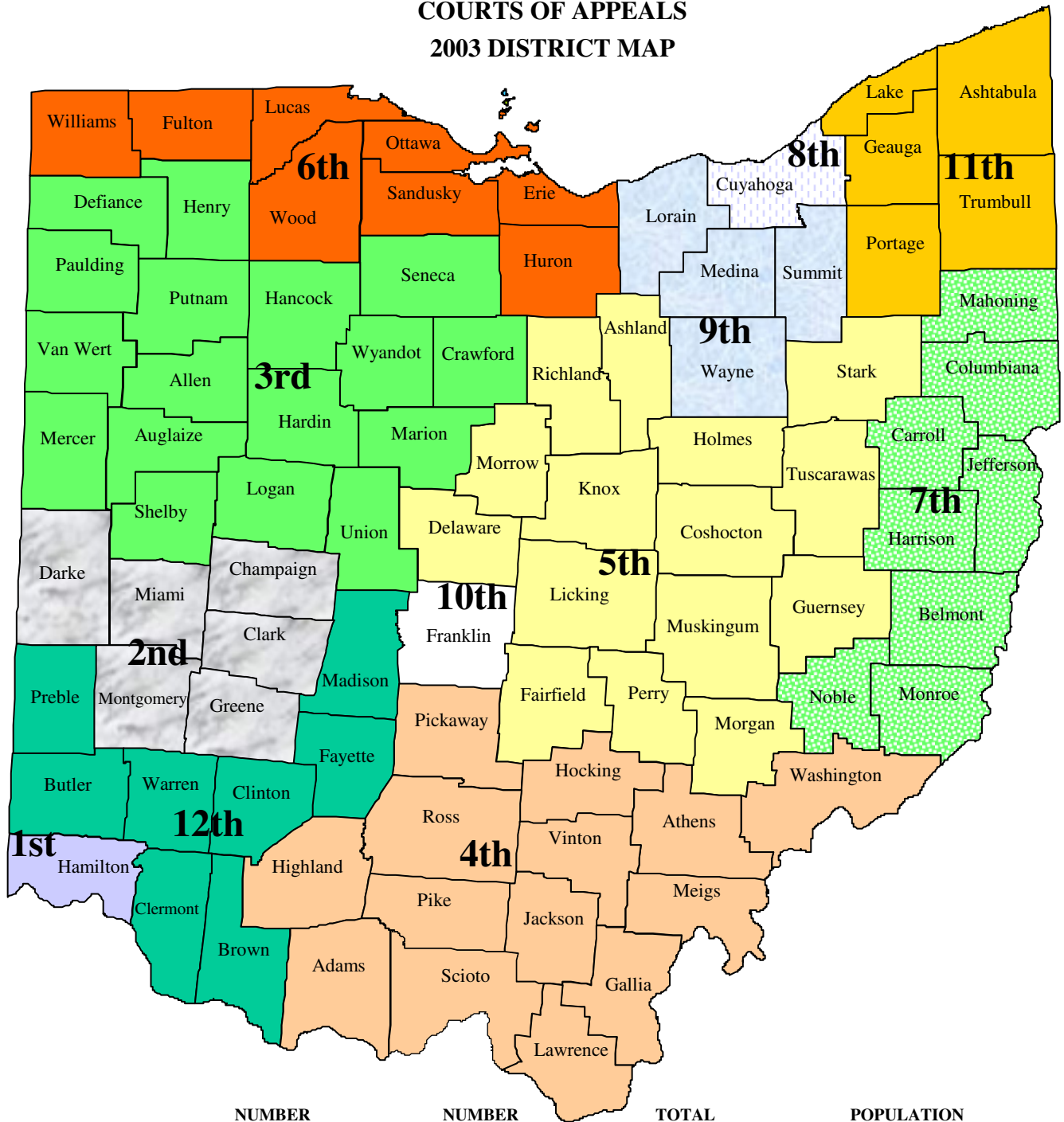
The courts of appeals are established by Article IV, Section 1, of the Ohio Constitution and their jurisdiction is outlined in Article IV, Section 3. As the intermediate level appellate courts, their primary function is to hear appeals from the common pleas, municipal and county courts. Each case is heard and decided by a three-judge panel.

The state is divided into 12 appellate districts, each of which is served by a court of appeals that sits in each of the counties in the district. The number of judges in each district depends on a variety of factors, including the district's population and the court's caseload. Each district has a minimum of three appellate judges. Appeals court judges are elected to six-year terms in even-numbered years. They must have been admitted to the practice of law in Ohio six years preceding commencement of the term.

In addition to their appellate jurisdiction, the courts of appeals have original jurisdiction, as does the Supreme Court, to hear applications for writs of habeas corpus, mandamus, procedendo, prohibition and quo warranto. The 10th District Court of Appeals in Franklin County also hears appeals from the Ohio Court of Claims.

In 2003, there were 68 court of appeals judges. Court of appeals judges are elected in even-numbered years to six-year terms on a nonpartisan ballot. Appellate judges must be attorneys with at least six years of experience in the practice of law. The Governor makes appointments to fill vacancies in courts of appeals that occur between elections.

**COURTS OF APPEALS
2003 DISTRICT MAP**



<u>DISTRICT</u>	<u>NUMBER OF JUDGES</u>	<u>NUMBER OF COUNTIES</u>	<u>TOTAL POPULATION</u>	<u>POPULATION PER JUDGE</u>
FIRST	6	1	845,303	140,884
SECOND	5	6	1,042,757	208,551
THIRD	4	17	782,234	195,559
FOURTH	4	14	616,789	154,197
FIFTH	6	15	1,364,704	272,941
SIXTH	5	8	899,206	179,841
SEVENTH	4	8	587,680	146,920
EIGHTH	12	1	1,393,978	116,165
NINTH	5	4	1,090,222	218,044
TENTH	8	1	1,068,978	133,622
ELEVENTH	5	5	798,311	199,578
TWELFTH	<u>4</u>	<u>8</u>	<u>862,978</u>	<u>215,745</u>
	68	88	11,353,140	172,017

THE COURT OF CLAIMS

The Court of Claims has statewide, original jurisdiction over all civil actions filed against the state of Ohio. Created by the General Assembly in 1976 by R.C. 2743, the court sits in Franklin County in the Ohio Judicial Center.

Civil actions in the Court of Claims are determined in one of two ways. Actions against the state of \$2,500 or less are determined administratively by the clerk or deputy clerk. Civil actions in excess of \$2,500 are heard and determined by a single judge. A judge of the court also may review and enter final judgment in a civil action determined administratively.

The judges of the Court of Claims sit upon temporary assignment by the chief justice of the Supreme Court. Commissioners of the Court of Claims are appointed by the Supreme Court.

COURTS OF COMMON PLEAS

The court of common pleas, the only trial court created by the Ohio Constitution, is established by Article IV, Section 1, of the Constitution, and its duties are outlined in Article IV, Section 4.

There is a court of common pleas in each of the 88 counties. The courts of common pleas have original jurisdiction in all criminal felony cases and original jurisdiction in all civil cases in which the amount in controversy is more than \$500. Courts of common pleas have appellate jurisdiction over the decisions of some state administrative agencies.

Most courts of common pleas have specialized divisions created by statute to decide cases involving juveniles, the administration of estates and domestic relations matters. Only six courts of common pleas have no specialized divisions: the courts in Adams, Henry, Morgan, Morrow, Noble and Wyandot counties.

In 2003, there are 380 common pleas judges in Ohio. Of these, 154 had general jurisdiction only; 74 had general and domestic relations jurisdictions; 6 had general jurisdiction plus domestic relations, probate and juvenile; 28 had domestic relations jurisdiction only; 16 had domestic relations and juvenile jurisdiction; 18 had juvenile jurisdiction only; 17 had probate jurisdiction only, 64 had probate and juvenile jurisdiction, and 3 had domestic relations, probate, and juvenile jurisdiction

Common pleas judges are elected to six-year terms on a nonpartisan ballot. A person must be an attorney with at least six years of experience in the practice of law to be elected or appointed to the court.

DOMESTIC RELATIONS COURTS

The domestic relations divisions of the courts of common pleas exist in most counties together with another division. However, Allen, Butler, Clermont, Cuyahoga, Fairfield, Greene, Hamilton, Lake, Licking, Lucas, Mahoning, Medina, Montgomery, Muskingum, Portage, Scioto, Summit and Warren counties have separate domestic relations divisions. Domestic relations courts have jurisdiction over all proceedings involving divorce or dissolution of marriages, annulment, legal separation, spousal support and allocation of parental rights and responsibilities for the care of children.

JUVENILE COURTS

The juvenile divisions of the courts of common pleas exist in most counties together with another division. However, Butler, Cuyahoga, Greene, Hamilton, Lake, Lucas, Mahoning, Montgomery, and Summit counties have separate juvenile divisions.

Juvenile courts hear cases involving persons less than 18 years of age charged with acts that would be crimes if committed by an adult. They also hear cases involving unruly, dependent and neglected children. Juvenile courts have jurisdiction in adult cases involving paternity, child abuse, non-support, contributing to the delinquency of minors and the failure to send children to school.

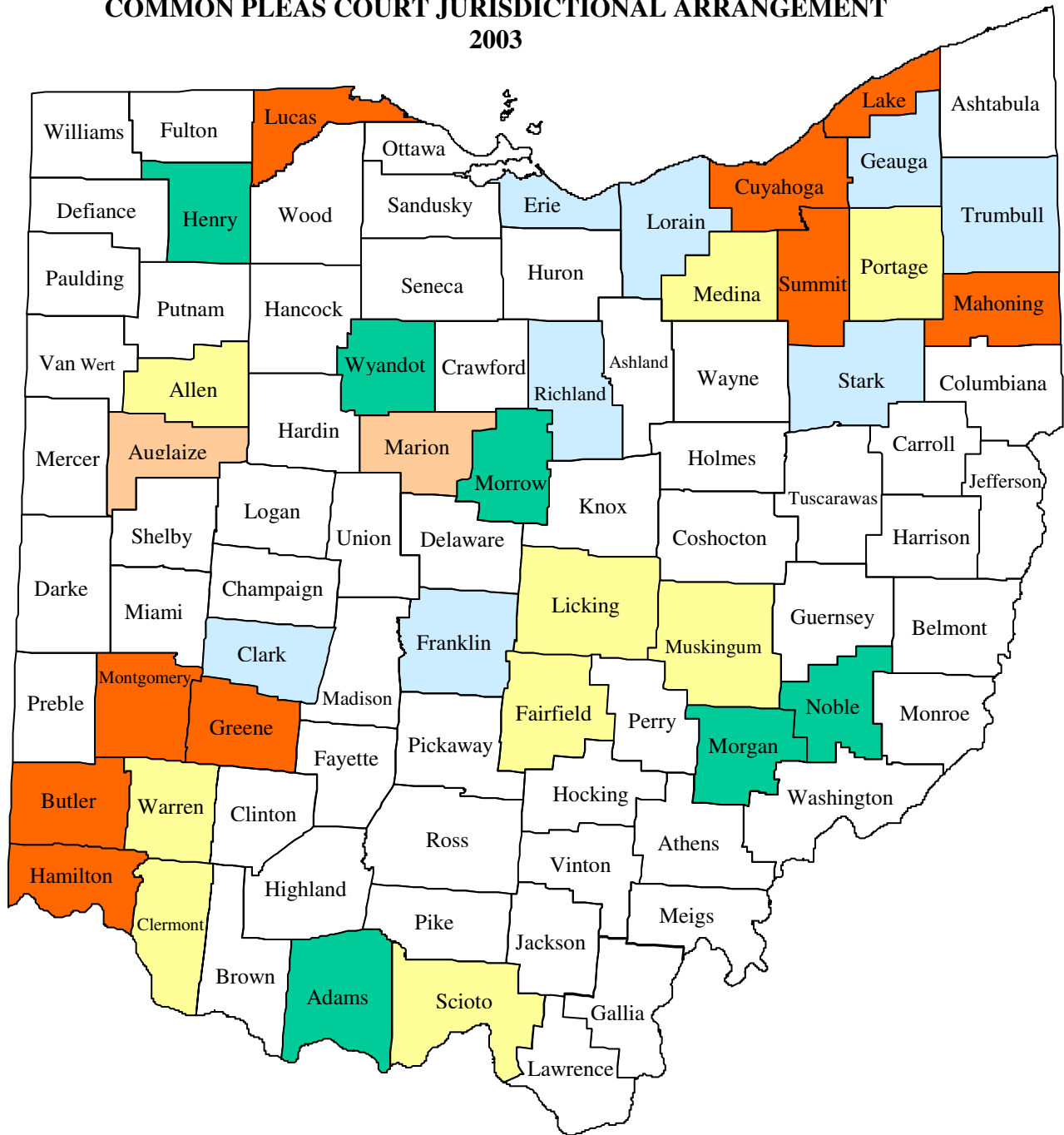
PROBATE COURTS

The Ohio Constitution of 1851 provided that probate courts were to be established as separate independent courts with jurisdiction over the probate of wills and supervision of the administration of estates and guardianships. In 1968, under the Modern Courts Amendment of the Ohio Constitution, the probate courts became divisions of the courts of common pleas. Probate courts also have jurisdiction over the issuance of marriage licenses, adoption proceedings, determination of sanity or mental competency and certain eminent domain proceedings. Probate judges can perform marriages and may charge a fee for the service.

**COURTS OF COMMON PLEAS
JURISDICTIONAL DISTRIBUTION
2003**

	<u>NUMBER OF COUNTIES</u>	<u>NUMBER OF JUDGES</u>
General Division Only	25	154
Domestic Relations Only	18	28
Probate Only	16	17
Juvenile Only	9	18
General and Domestic Relations	55	74
Domestic Relations and Juvenile	7	16
Domestic Relations, Probate, and Juvenile	2	3
Juvenile and Probate	65	64
General, Domestic Relations, Probate and Juvenile	6	6

COMMON PLEAS COURT JURISDICTIONAL ARRANGEMENT 2003



- All divisions combined (6)
- Probate and juvenile combined/general and domestic relations combined (55)
- Probate and juvenile combined/general and domestic relations separate (9)
- Domestic relations and juvenile combined/general and probate separate (7)
- Domestic relations, probate, and juvenile combined (2)
- All divisions separate (9)

MUNICIPAL AND COUNTY COURTS

Municipal and county courts are created by the General Assembly as provided in R.C. 1901 and 1907. When municipal courts exercise countywide jurisdiction, no county court is needed. A county court is needed if an area of a county is not served by a municipal court.

The subject-matter jurisdiction of municipal and county courts is nearly identical. Both municipal and county courts have the authority to conduct preliminary hearings in felony cases, and both have jurisdiction over traffic and non-traffic misdemeanors. These courts also have limited civil jurisdiction. Municipal and county courts may hear civil cases in which the amount of money in dispute does not exceed \$15,000.

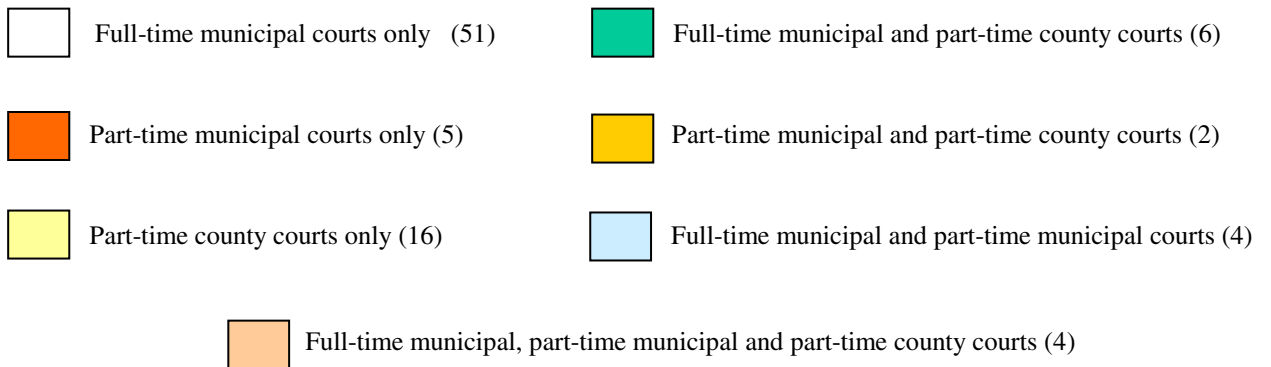
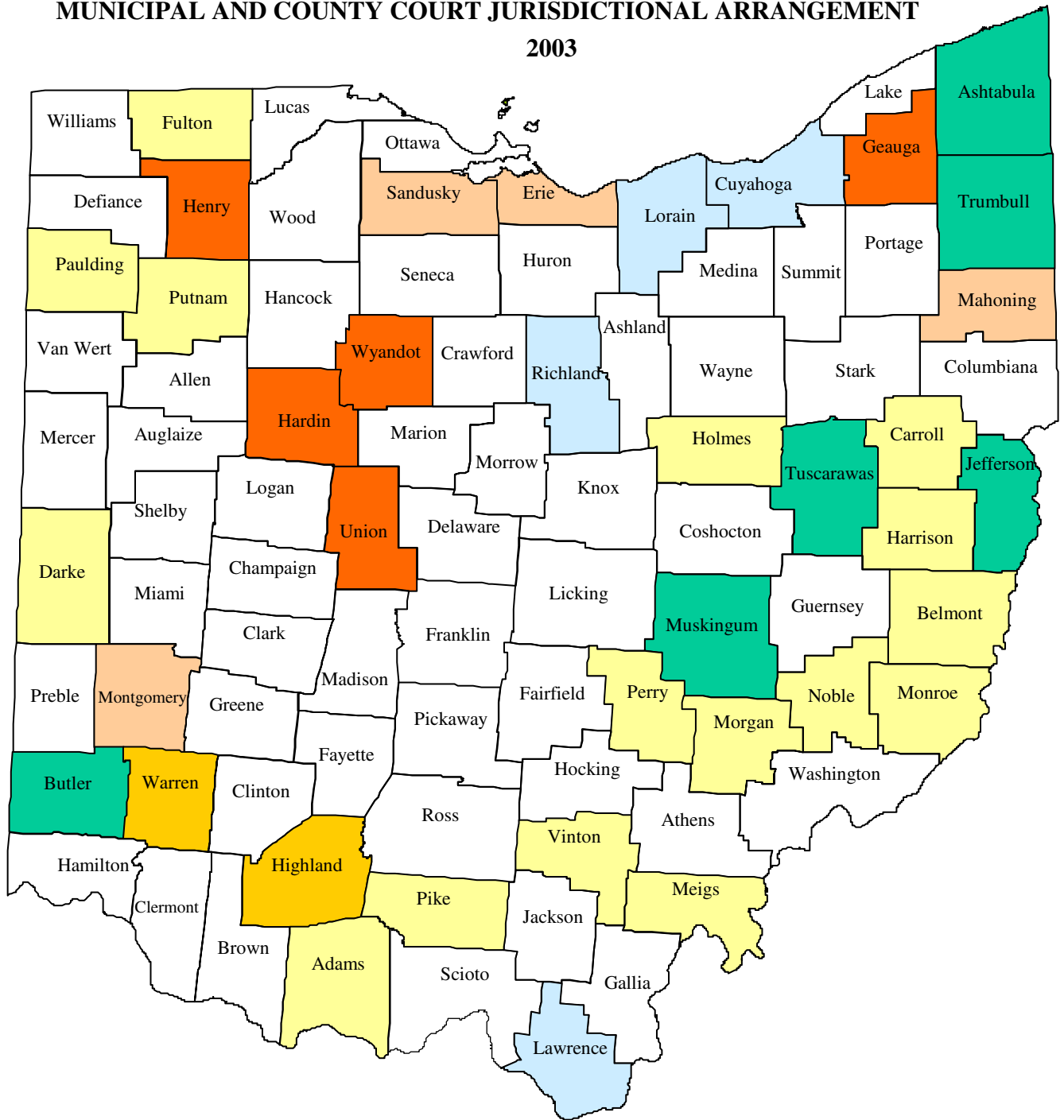
When justices of the peace were eliminated by Ohio law, municipal and county courts took over their duties. Therefore, judges sitting in these courts, like probate judges, have the authority to perform marriages.

In 2003, there were 124 municipal courts with a total of 207 judges and 42 county courts with a total of 49 judges. Statutes provide for 21 part-time municipal courts and 103 full-time municipal courts. Three courts have specialized divisions: Cleveland Municipal Court – Housing Division, Toledo Municipal Court – Housing Division, and Franklin County Municipal Court – Environmental Division. Municipal court judges are elected to six-year terms on a nonpartisan judicial ballot and may serve either full- or part-time. A municipal court judge may have jurisdiction in one or more municipalities, in adjacent townships, or throughout an entire county. A county court judge is elected to a six-year term on a nonpartisan ballot. All county court judges are part-time.

Municipal court judges and county court judges must be attorneys with at least six years of experience in the practice of law.

MUNICIPAL AND COUNTY COURT JURISDICTIONAL ARRANGEMENT

2003



MAYOR'S COURTS

In general, Ohio law allows mayors of municipal corporations populated by more than 100 people where there is no municipal court to conduct mayor's court. These courts hear only cases involving violations of local ordinances and state traffic laws.

Mayor's courts are not courts of record but must file statistics quarterly and register annually with the Supreme Court. Additionally, at the request of the General Assembly, the Supreme Court has adopted rules providing for court procedures and basic legal education for mayors. Mayors whose courts hear alcohol- and drug-related traffic offenses have additional educational requirements.

A mayor is not required to be a lawyer, but may appoint an attorney who has engaged in the practice of law for three years to hear cases in mayor's court.

In 2003, there were 322 mayor's courts.

A person convicted in a mayor's court may appeal the conviction to the municipal or county court having jurisdiction within the municipal corporation.



Total New Cases Filed
1999 - 2003

**ALL OHIO COURTS
TOTAL NEW CASES FILED
1999-2003**

<u>COURT</u>	<u>1999</u>	<u>2000</u>	<u>2001</u>	<u>2002</u>	<u>2003</u>
SUPREME COURT	2,327	2,355	2,284	2,249	2,237
COURTS OF APPEALS	10,762	10,394	10,480	10,404	10,905
COURT OF CLAIMS	1,420	1,225	1,159	1,051	1,134
COURTS OF COMMON PLEAS					
GENERAL DIVISION	161,088	167,885	185,948	206,933	211,376
DOMESTIC RELATIONS DIVISION	75,489	78,230	79,830	80,775	79,527
PROBATE DIVISION	99,898	99,206	99,455	96,357	95,338
JUVENILE DIVISION	284,570	261,655	281,125	280,572	264,897
MUNICIPAL COURTS	2,308,323	2,329,949	2,407,314	2,432,465	2,426,523
COUNTY COURTS	281,788	283,882	284,769	308,175	256,045
STATEWIDE	3,225,665	3,234,781	3,352,364	3,418,981	3,347,982



Section B

Supreme Court of Ohio

**SUPREME COURT OF OHIO
CASES FILED IN 2003**

JURISDICTIONAL APPEALS

Claimed Appeal of Right	20
Discretionary Appeal (Non-felony)	1006
Discretionary Appeal (Felony)	541
Death Penalty Post conviction Appeal	13
Appeal Involving Termination of Parental Rights/Adoption	21
Appeal from App. R. 26(B) Application (Murnahan Appeal)	85
TOTAL	1,686

MERIT CASES

Original Action	116
Habeas Corpus Case	42
Direct Appeal (Case Originating in Court of Appeals)	118
Direct Appeal Involving Termination of Parental Rights/Adoption	2
Certified Conflict	73
Certified Conflict Involving Termination of Parental Rights/Adoption	1
Appeal from Board of Tax Appeals	47
Appeal from Public Utilities Commission	10
Appeal from Power Sitting Board	0
Death Penalty Case ¹	15
Certified Question of State Law	5
Appeal from App. R. 26(B) Application in Death Penalty Case	4
Appeal of Election Contest under R.C. 3515.15	0
Appeal under R.C. 4121.25	0
TOTAL	433

PRACTICE OF LAW CASES²

Disciplinary Case	108
Bar Admissions Case	6
Other Practice of Law Case	4
TOTAL	118

TOTAL NUMBER OF CASES FILED **2,237**

¹ *Included in this category are 12 cases involving appeals from the courts of common pleas in which the death penalty was imposed for an offense committed on or after January 1, 1995, and 3 cases involving appeals from the court of appeals for offenses committed prior to January 1, 1995.*

² *See Page 14 for breakdown of cases relating to the practice of law that were filed in 2003.*

**SUPREME COURT OF OHIO
CASES RELATED TO THE PRACTICE OF LAW
DETAIL OF CASES FILED IN 2003**

DISCIPLINARY CASES

Case on Report of Board	50
Consent to Discipline Matter	8
Case under Gov. Bar R. V, Sec. 7/Mental Illness	0
Case upon Felony Conviction	11
Case upon Default of Child Support Order	3
Case on Motion for Interim Remedial Suspension	1
Miscellaneous Disciplinary Matter	4
Attorney Resignation Matter	23
Reciprocal Discipline Case	6
Judge Disciplinary Case under Gov. Bar R. V	1
Judge Disciplinary Case under Gov. Jud. R. III	0
Judge Disciplinary Case under Gov. Jud. R. II, Sec. 5	<u>1</u>
TOTAL	108

BAR ADMISSIONS CASES

Bar Admissions/Character and Fitness Case	6
Miscellaneous Bar Admissions Matter	<u>0</u>
TOTAL	6

OTHER PRACTICE OF LAW CASES

Unauthorized Practice of Law Case/On Report of Board	2
Matter Relating to Practice of Law	<u>2</u>
TOTAL	4

**JURISDICTIONAL APPEALS ACCEPTED FOR REVIEW
IN 2003**

Claimed Appeal of Right	2
Discretionary Appeal (Non-felony) ¹	182
Discretionary Appeal (Felony) ¹	44
Appeal from App. R. 26(B) Application (Murnahan Appeal)	0
Appeal Involving Termination of Parental Rights/Adoption	<u>1</u>
TOTAL NUMBER OF APPEALS ACCEPTED FOR REVIEW	229

¹ This category includes cases involving both discretionary appeals and claimed appeals of right.

**SUPREME COURT OF OHIO
FINAL DISPOSITIONS IN 2003**

**JURISDICTIONAL APPEALS (JURISDICTION
DECLINED, LEAVE TO APPEAL DENIED
AND/OR APPEAL DISMISSED)**

Claimed Appeal of Right	19
Discretionary Appeal (Non-felony) ¹	891
Discretionary Appeal (Felony) ¹	426
Death Penalty Post conviction Appeal	18
Appeal Involving Termination of Parental Rights/Adoption	20
Appeal from App. R. 26(B) Application (Murnahan Appeal)	<u>86</u>
TOTAL	1,460

MERIT CASES

Original Action	118
Habeas Corpus Case	40
Direct Appeal (Case Originating in Court of Appeals)	127
Direct Appeal Involving Termination of Parental Rights/Adoption	2
Certified Conflict	87
Appeal from Board of Tax Appeals	37
Appeal from Public Utilities Commission	7
Death Penalty Case ²	7
Jurisdictional Appeal Accepted for Review	195
Certified Question of State Law	3
Appeal from App. R. 26(B) Application in Death Penalty Case	<u>5</u>
TOTAL	628

PRACTICE OF LAW CASES³

Disciplinary Case	108
Bar Admissions Case	2
Other Practice of Law Case	<u>7</u>
TOTAL	117

TOTAL NUMBER OF FINAL DISPOSITIONS **2,205**

¹ This category includes cases involving both discretionary appeals and claimed appeals of right.

² Included in this category are 3 cases involving appeals from the courts of common pleas in which the death penalty was imposed for an offense committed on or after January 1, 1995, and 4 cases involving appeals from the court of appeals for offenses committed prior to January 1, 1995.

³ See Pages 16 and 17 for the types of final dispositions entered in cases relating to the practice of law.

**CASES RELATED TO THE PRACTICE OF LAW
DETAIL OF FINAL DISPOSITIONS IN 2003**

Disciplinary Case/On Report Of Board [Gov. Bar R. V, Sec. 8]

Public reprimand	5
Definite suspension	23
Indefinite suspension	16
Disbarment	9
Case remanded	<u>2</u>
TOTAL	55

Disciplinary Case Involving Mental Illness [Gov. Bar R. V, Sec. 7]

Suspension	1
------------	---

Disciplinary Case/Felony Conviction [Gov. Bar R. V, Sec. 5]

Interim suspension	11
--------------------	----

Disciplinary Case/Default Of Child Support Order [Gov. Bar R. V, Sec. 5]

Interim suspension	3
--------------------	---

**Disciplinary Case/Consent To Discipline Matter
[Gov. Bar R. V, Sec. 11(A)(3)(c); BCGD Proc. Reg. Sec. 11]**

Attorney publicly reprimanded	3
Attorney suspended for a term	<u>3</u>
TOTAL	6

Miscellaneous Disciplinary Matter

Respondent held in contempt	1
Relief granted	1
Relief denied	<u>2</u>
TOTAL	4

Attorney Resignation Case [Gov. Bar R. V, Sec. 11 (G)]

Resignation accepted	2
Resignation accepted - disciplinary action pending	<u>15</u>
TOTAL	17

Reciprocal Discipline Case [Gov. Bar R. V, Sec. 11(F)]

Definite suspension	3
Indefinite suspension	3
Disbarment	<u>1</u>
TOTAL	7

Judge Disciplinary Case On Report of Board [Gov. Bar R. V, Sec. 8]

Public reprimand 1

**Judge Disciplinary Case Involving Campaign Conduct
[Gov. Jud. R. II, Sec. 5]**

Grievance withdrawn by commission 1
Judicial canon violation found; fine imposed and fine suspended 1
Public reprimand; ordered to pay attorney fees and costs $\frac{1}{2}$
TOTAL 3

Bar Admissions/Character And Fitness Case [Gov. Bar R. I, Sec. 12]

Applicant disapproved, may reapply 2

**Unauthorized Practice Of Law Case/On Report Of Board
[Gov. Bar R. VII]**

Respondent enjoined from actions constituting the
unauthorized practice of law 5

Matter Relating To Practice Of Law

Case dismissed by movant 1
Relief denied $\frac{1}{2}$
TOTAL 2



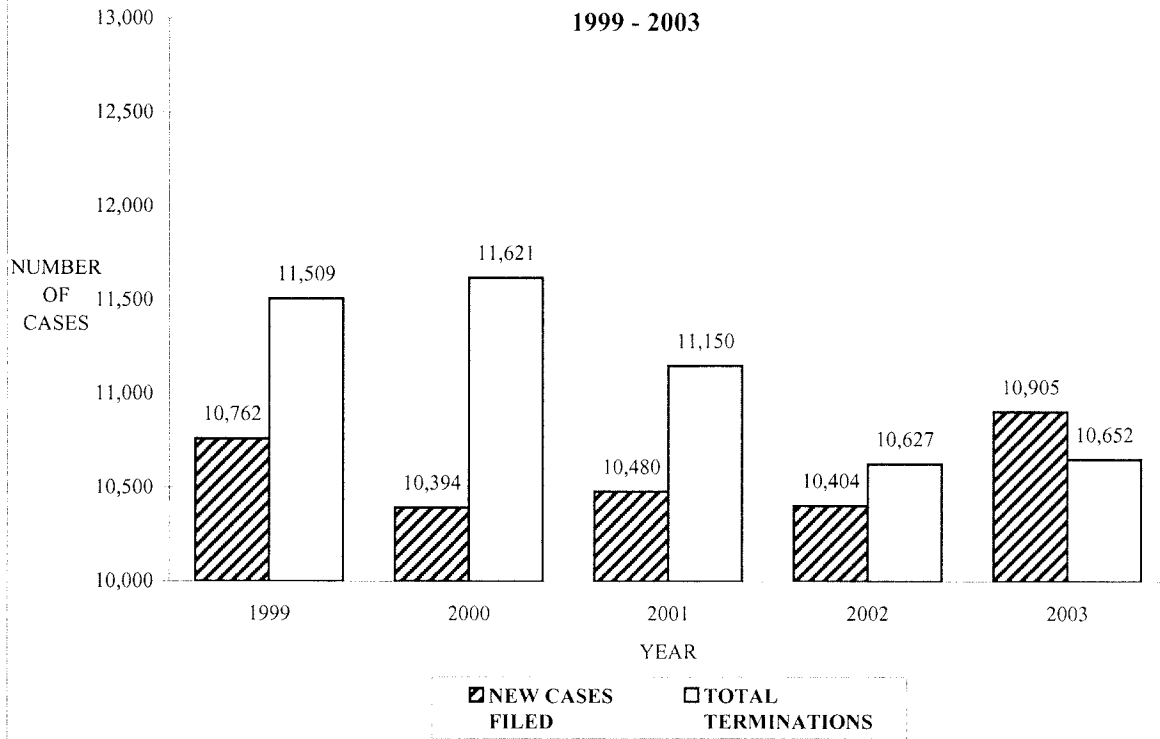
Section C

Courts of Appeals

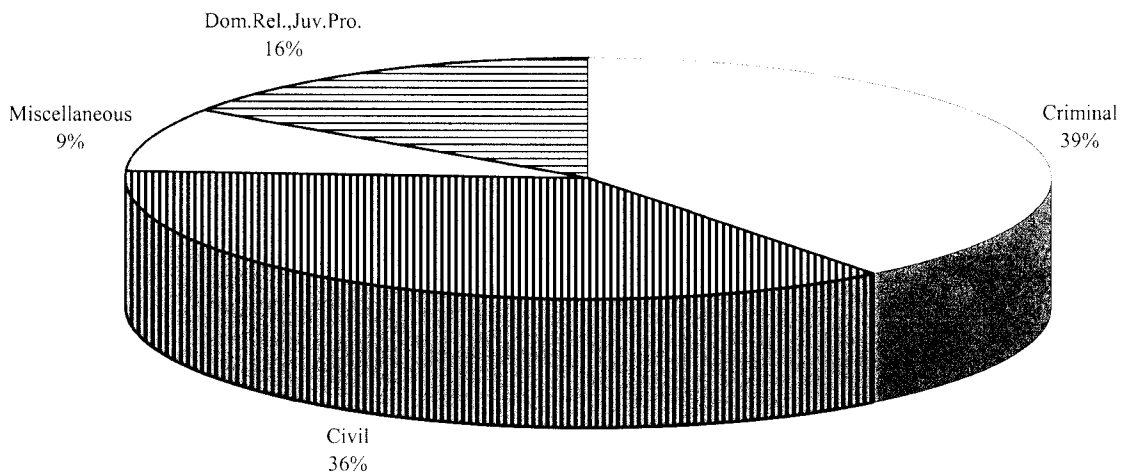
COURTS OF APPEALS
OVERALL CASELOADS
2003

	<i>NUMBER OF JUDGES</i>	<i>CASES PENDING JANUARY 1</i>	<i>NEW CASES FILED</i>	<i>TRANSFERRED IN OR REACTIVATED</i>	<i>TOTAL CASES</i>	<i>-----TERMINATED BY-----</i>				<i>TOTAL TERMIN- ATIONS</i>	<i>CASES PENDING DECEMBER 31</i>
						<i>DECISION OR OPINION</i>	<i>DIS- MISSAL</i>	<i>BANK- RUPTCY STAY</i>	<i>OTHER TERMIN- ATIONS</i>		
FIRST DISTRICT	6	511	985	28	1,524	534	368	0	0	902	622
SECOND DISTRICT	5	604	900	8	1,512	633	215	1	1	849	663
THIRD DISTRICT	4	226	646	22	894	400	217	3	0	620	274
FOURTH DISTRICT	4	268	463	5	736	288	143	2	13	433	303
FIFTH DISTRICT	6	604	1,235	22	1,861	815	346	3	1	1,164	697
SIXTH DISTRICT	5	450	709	12	1,171	429	232	0	25	661	510
SEVENTH DISTRICT	4	460	504	2	966	351	204	0	0	555	411
EIGHTH DISTRICT	12	912	1,811	76	2,799	1,076	591	4	103	1,671	1,128
NINTH DISTRICT	5	420	945	59	1,424	493	401	1	63	895	529
TENTH DISTRICT	8	799	1,279	13	2,091	883	419	2	0	1,304	787
ELEVENTH DISTRICT	5	631	732	25	1,388	519	180	6	1	705	683
TWELFTH DISTRICT	4	443	696	25	1,164	440	244	0	2	684	480
STATEWIDE	68	6,328	10,905	297	17,530	6,861	3,560	22	209	10,652	6,878

**COURTS OF APPEALS
STATEWIDE NEW CASES FILED AND TOTAL TERMINATIONS COMPARISON
1999 - 2003**



**COURTS OF APPEALS
NEW CASES FILED COMPARISONS
2003**



COURTS OF APPEALS
CRIMINAL CASELOADS
2003

	<i>NUMBER OF JUDGES</i>	<i>CASES PENDING JANUARY 1</i>	<i>NEW CASES FILED</i>	<i>TRANSFERRED IN OR REACTIVATED</i>	<i>TOTAL CASES</i>	<i>-----TERMINATED BY-----</i>				<i>TOTAL TERMIN- ATIONS</i>	<i>CASES PENDING DECEMBER 31</i>
						<i>DECISION OR OPINION</i>	<i>DIS- MISSAL</i>	<i>BANK- RUPTCY STAY</i>	<i>OTHER TERMIN- ATIONS</i>		
FIRST DISTRICT	6	270	586	21	877	299	199	0	0	498	379
SECOND DISTRICT	5	321	434	6	761	330	78	0	0	408	353
THIRD DISTRICT	4	96	261	19	376	179	83	0	0	262	114
FOURTH DISTRICT	4	115	171	3	289	115	48	0	4	167	122
FIFTH DISTRICT	6	249	434	13	696	318	109	0	0	427	269
SIXTH DISTRICT	5	206	264	6	476	166	84	0	0	250	226
SEVENTH DISTRICT	4	175	202	2	379	115	93	0	0	208	171
EIGHTH DISTRICT	12	402	781	30	1,213	436	277	0	0	713	500
NINTH DISTRICT	5	189	331	41	561	244	151	0	0	395	166
TENTH DISTRICT	8	155	306	7	468	243	86	0	0	329	139
ELEVENTH DISTRICT	5	248	234	11	493	181	36	0	1	218	275
TWELFTH DISTRICT	4	206	305	16	527	210	77	0	0	287	240
STATEWIDE	68	2,632	4,309	175	7,116	2,836	1,321	0	5	4,162	2,954

COURTS OF APPEALS
CIVIL APPEALS
2003

	<u>NUMBER OF JUDGES</u>	<u>CASES PENDING JANUARY 1</u>	<u>NEW CASES FILED</u>	<u>TRANSFERRED IN OR REACTIVATED</u>	<u>TOTAL CASES</u>	<u>-----TERMINATED BY-----</u>				<u>TOTAL TERMIN- ATIONS</u>	<u>CASES PENDING DECEMBER 31</u>
						<u>DECISION OR OPINION</u>	<u>DIS- MISSAL</u>	<u>BANK- RUPTCY STAY</u>	<u>OTHER TERMIN- ATIONS</u>		
FIRST DISTRICT	6	179	296	4	479	185	103	0	0	288	191
SECOND DISTRICT	5	177	328	0	505	195	97	1	0	293	212
THIRD DISTRICT	4	67	176	3	246	119	51	1	0	171	75
FOURTH DISTRICT	4	92	167	1	260	93	47	2	3	145	115
FIFTH DISTRICT	6	213	430	5	648	301	108	2	0	411	237
SIXTH DISTRICT	5	152	305	4	0	148	110	0	18	276	185
SEVENTH DISTRICT	4	161	158	0	319	123	66	0	0	189	130
EIGHTH DISTRICT	12	397	733	32	1,162	441	241	2	89	773	389
NINTH DISTRICT	5	160	391	15	566	166	152	1	58	377	189
TENTH DISTRICT	8	349	469	1	819	310	158	2	0	470	349
ELEVENTH DISTRICT	5	225	305	10	540	189	92	6	0	287	253
TWELFTH DISTRICT	4	104	189	2	295	100	77	0	2	179	116
STATEWIDE	68	2,276	3,947	77	6,300	2,370	1,302	17	170	3,859	2,441

**COURTS OF APPEALS
MISCELLANEOUS MATTERS
2003**

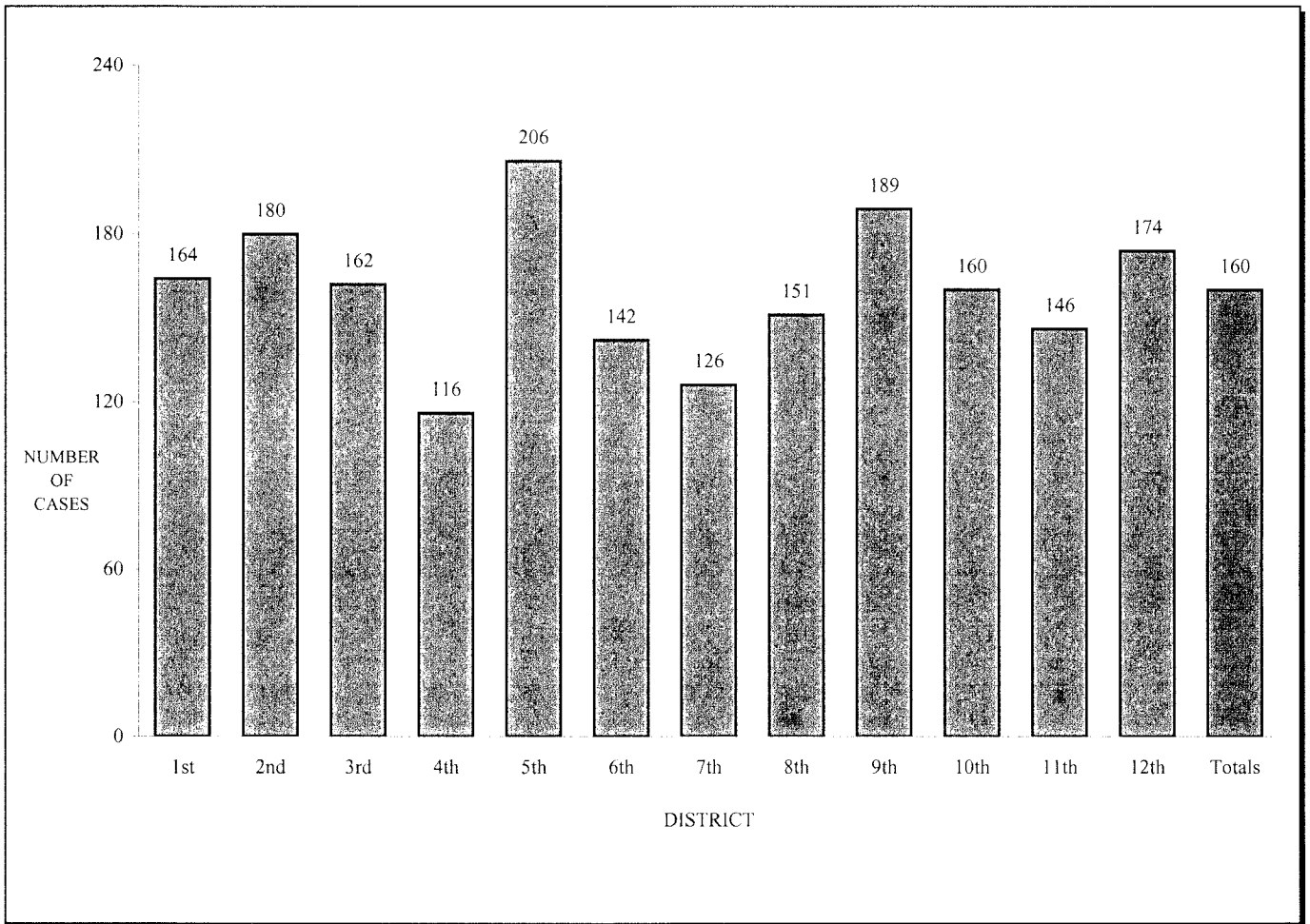
	NUMBER OF JUDGES	CASES PENDING JANUARY 1	NEW CASES FILED	TRANSFERRED IN OR REACTIVATED	TOTAL CASES	-----TERMINATED BY-----				TOTAL TERMIN- ATIONS	CASES PENDING DECEMBER 31
						DECISION OR OPINION	DIS- MISSAL	BANK- RUPTCY STAY	OTHER TERMIN- ATIONS		
FIRST DISTRICT	6	6	42	0	48	4	28	0	0	32	16
SECOND DISTRICT	5	11	25	0	36	13	4	0	0	17	19
THIRD DISTRICT	4	6	65	0	71	2	44	1	0	47	24
FOURTH DISTRICT	4	3	23	1	27	5	11	0	6	22	5
FIFTH DISTRICT	6	22	117	1	140	31	61	0	1	93	47
SIXTH DISTRICT	5	13	38	0	51	33	3	0	0	36	15
SEVENTH DISTRICT	4	19	30	0	49	26	6	0	0	32	17
EIGHTH DISTRICT	12	25	108	0	133	104	1	2	0	107	26
NINTH DISTRICT	5	14	43	0	57	0	40	0	5	45	12
TENTH DISTRICT	8	236	355	4	595	242	107	0	0	349	246
ELEVENTH DISTRICT	5	28	52	0	80	40	5	0	0	45	35
TWELFTH DISTRICT	4	19	49	1	69	12	36	0	0	48	21
STATEWIDE	68	402	947	7	1,356	512	346	3	12	873	483

*Miscellaneous matters include habeas corpus, original actions, administrative appeals, and appeals from the court of claims

COURTS OF APPEALS
DOMESTIC RELATIONS, JUVENILE AND PROBATE APPEALS
2003

	<i>NUMBER OF JUDGES</i>	<i>CASES PENDING JANUARY 1</i>	<i>NEW CASES FILED</i>	<i>TRANSFERRED IN OR REACTIVATED</i>	<i>TOTAL CASES</i>	<i>-----TERMINATED BY-----</i>				<i>TOTAL TERMIN- ATIONS</i>	<i>CASES PENDING DECEMBER 31</i>
						<i>DECISION OR OPINION</i>	<i>DIS- MISSAL</i>	<i>BANK- RUPTCY STAY</i>	<i>OTHER TERMIN- ATIONS</i>		
FIRST DISTRICT	6	56	61	3	120	46	38	0	0	84	36
SECOND DISTRICT	5	95	113	2	210	95	36	0	1	132	78
THIRD DISTRICT	4	57	144	0	201	100	39	1	0	140	61
FOURTH DISTRICT	4	58	102	0	160	75	37	0	0	112	48
FIFTH DISTRICT	6	120	254	3	377	165	68	1	0	234	143
SIXTH DISTRICT	5	79	102	2	183	82	35	0	7	124	59
SEVENTH DISTRICT	4	105	114	0	219	87	39	0	0	126	93
EIGHTH DISTRICT	12	88	189	14	291	95	72	0	14	181	110
NINTH DISTRICT	5	57	180	3	240	83	58	0	0	141	99
TENTH DISTRICT	8	59	149	1	209	88	68	0	0	156	53
ELEVENTH DISTRICT	5	130	141	4	275	109	47	0	0	156	119
TWELFTH DISTRICT	4	114	153	6	273	118	54	0	0	172	101
STATEWIDE	68	1,018	1,702	38	2,758	1,143	591	2	22	1,758	1,000

COURTS OF APPEALS
AVERAGE NEW CASES PER JUDGE
2003





Section D

Court of Claims

***COURT OF CLAIMS
OVERALL CASELOAD
2003***

	<u>Judicial</u>	<u>Administrative</u>	<u>Total</u>
Cases Pending January 1, 2003	549	225	774
Cases Filed During 2003	432	702	1,134
Total Terminations	450	766	1,216
Cases Pending December 31, 2003	531	161	692

VICTIMS OF CRIME CLAIMS

Panel Commissioners

91	Objections Pending January 1, 2003
138	Objections Filed During 2003
156	Objections Terminated During 2003
73	Objections Pending December 31, 2003

Judges

22	Appeals Pending January 1, 2003
32	Appeals Filed During 2003
43	Appeals Terminated During 2003
11	Appeals Pending December 31, 2003

An outline map of the state of Ohio, showing its irregular borders. The map is centered on the page and serves as a background for the text.

Section E

Courts of Common Pleas

General Division

COURTS OF COMMON PLEAS - GENERAL DIVISION
COMPOSITE REPORT FORM FOR THE ENTIRE STATE
2003

	<i>PROFES- SIONAL TORT</i>	<i>PRODUCT LIABILITY</i>	<i>OTHER TORTS</i>	<i>WORKERS' COMPEN- SATION</i>	<i>FORE- CLOSURES</i>	<i>ADMINIS- TRATIVE APPEALS</i>	<i>COMPLEX LITI- GATION</i>	<i>OTHER CIVIL</i>	<i>CRIMINAL</i>	<i>TOTAL</i>
CASES PENDING BEGINNING OF YEAR	3,590	567	25,026	6,650	20,406	1,075	175	27,101	22,393	106,983
NEW CASES FILED	2,683	396	25,314	8,263	57,083	1,238	X	44,138	72,261	211,376
TRANSFERRED IN OR REACTIVATED CASES	567	82	2,619	837	6,452	205	84	3,234	12,246	26,326
TOTAL CASES	6,840	1,045	52,959	15,750	83,941	2,518	259	74,473	106,900	344,685
CASES TERMINATED BY:										
JURY TRIAL	171	6	635	109	5	5	1	272	1,643	2,847
COURT TRIAL	11	4	148	30	667	55	3	897	803	2,618
SETTLED OR DISMISSED PRIOR TO TRIAL	818	144	9,391	3,024	4,211	203	24	8,460	1,564	27,839
DISMISSAL	1,548	171	10,290	3,026	9,198	317	23	11,173	4,038	39,784
DISMISSAL: LACK OF SPEEDY TRIAL (CRIM.) OR WANT OF PROSECUTION (CIVIL)	83	8	677	230	1,233	33	3	1,178	104 #	3,549
MAGISTRATE	0	1	444	28	12,184	121	1	2,088	X	14,867
DIVERSION OR ARBITRATION	30	8	1,091	103	107	3	1	485	2,763	4,591
GUILTY/NO CONTEST TO ORIGINAL CHARGE (CRIMINAL) OR DEFAULT (CIVIL)	19	2	1,690	55	24,616	21	1	11,266	26,814	64,484
GUILTY/NO CONTEST TO REDUCED CHARGE	X	X	X	X	X	X	X	X	28,891	28,891
UNAVAILABILITY OF ACCUSED	2	1	5	1	17	0	0	26	7,275	7,327
TRANSFERRED OUT	403	104	2,203	1,280	525	87	12	2,411	5,523	12,548
REFERRED TO PRIVATE JUDGE	1	1	7	4	21	1	0	23	X	58
BANKRUPTCY STAY OR INTERLOCUTORY APPEAL	53	14	564	122	4,831	28	5	1,841	46	7,504
ALL OTHER TERMINATIONS	225	48	1,628	874	5,614	534	24	6,921	2,430	18,298
TOTAL TERMINATIONS	3,364	512	28,773	8,886	63,229	1,408	98	47,041	81,894	235,205
CASES PENDING END OF YEAR	3,476	533	24,186	6,864	20,712	1,110	161	27,432	25,006	109,480
TIME GUIDELINE (MONTHS)	24	24	24	12	12	9	36	24	6	X
CASES PENDING END OF YEAR BEYOND TIME GUIDELINE	299	117	1,238	774	1223	303	51	1,886	3,682	9,573

Note: "X" indicates data not required

COURTS OF COMMON PLEAS - GENERAL DIVISION

OVERALL CASELOADS

2003

COUNTY	NUMBER OF JUDGES	----- POPULATION -----		NEW FILINGS, TRANSFERS, AND REACTIVATIONS -----			----- TERMINATIONS -----		
		TOTAL	PER JUDGE	TOTAL	PER JUDGE	PER 1,000 POPULATION	TOTAL	PER JUDGE	PER 1,000 POPULATION
The judges of the following counties also have Domestic Relations, Probate, and Juvenile Division jurisdiction.									
ADAMS	1	27,330	27,330	444	444	16	434	434	16
HENRY	1	29,210	29,210	280	280	10	383	383	13
MORGAN	1	14,897	14,897	296	296	20	256	256	17
MORROW	1	31,628	31,628	1,589	1,589	50	458	458	14
NOBLE	1	14,058	14,058	168	168	12	160	160	11
WYANDOT	1	22,908	22,908	284	284	12	267	267	12
The judges of the following counties have General Division jurisdiction exclusively.									
ALLEN	2	108,473	54,237	1,890	945	17	1,933	967	18
AUGLAIZE	1	46,611	46,611	458	458	10	462	462	10
BUTLER	6	332,807	55,468	6,993	1,166	21	7,060	1,177	21
CLARK	3	144,742	48,247	3,010	1,003	21	3,050	1,017	21
CLERMONT	3	177,977	59,326	2,953	984	17	2,772	924	16
CUYAHOGA	34	1,393,978	40,999	46,138	1,357	33	46,275	1,361	33
ERIE	1	79,551	79,551	1,293	1,293	16	1,240	1,240	16
FAIRFIELD	2	122,759	61,380	1,591	796	13	1,690	845	14
FRANKLIN	16	1,068,978	66,811	26,194	1,637	25	25,958	1,622	24
GREENE	2	147,886	73,943	2,123	1,062	14	1,946	973	13
HAMILTON	16	845,303	52,831	22,725	1,420	27	22,615	1,413	27
LAKE	4	227,511	56,878	3,424	856	15	3,417	854	15
LICKING	2	145,491	72,746	2,161	1,081	15	1,934	967	13
LORAIN	5	284,664	56,933	6,193	1,239	22	6,332	1,266	22
LUCAS	10	455,054	45,505	8,883	888	20	9,041	904	20
MAHONING	5	257,555	51,511	7,007	1,401	27	6,554	1,311	25
MARION	2	66,217	33,109	1,531	766	23	1,536	768	23
MEDINA	2	151,095	75,548	2,181	1,091	14	2,151	1,076	14
MONTGOMERY	11	559,062	50,824	15,137	1,376	27	15,112	1,374	27
MUSKINGUM	2	84,585	42,293	1,219	610	14	1,123	562	13
PORTAGE	2	152,061	76,031	1,919	960	13	1,880	940	12
RICHLAND	2	128,852	64,426	2,250	1,125	17	2,445	1,223	19
SCIOTO	2	79,195	39,598	1,437	719	18	1,499	750	19
STARK	5	378,098	75,620	6,352	1,270	17	6,535	1,307	17
SUMMIT	8	542,899	67,862	12,913	1,614	24	13,058	1,632	24
TRUMBULL	4	225,116	56,279	4,140	1,035	18	4,118	1,030	18
WARREN	2	158,383	79,192	2,407	1,204	15	2,357	1,179	15
The judges of the following counties also have Domestic Relations Division jurisdiction.									
ASHLAND	1	52,523	52,523	499	499	10	522	522	10
ASHTABULA	3	102,728	34,243	1,756	585	17	1,729	576	17
ATHENS	2	62,223	31,112	765	383	12	778	389	13
BELMONT	2	70,226	35,113	820	410	12	826	413	12
BROWN	1	42,285	42,285	694	694	16	577	577	14
CARROLL	1	28,836	28,836	365	365	13	335	335	12
CHAMPAIGN	1	38,890	38,890	648	648	17	680	680	17
CLINTON	1	40,543	40,543	776	776	19	701	701	17
COLUMBIANA	2	112,075	56,038	1,641	821	15	1,589	795	14
COSHOCTON	1	36,655	36,655	617	617	17	640	640	17
CRAWFORD	1	46,966	46,966	696	696	15	698	698	15
DARKE	1	53,309	53,309	608	608	11	645	645	12

COURTS OF COMMON PLEAS - GENERAL DIVISION
OVERALL CASELOADS (continued)
2003

<u>COUNTY</u>	<u>NUMBER OF JUDGES</u>	<u>POPULATION</u>		<u>NEW FILINGS, TRANSFERS, AND REACTIVATIONS</u>			<u>TERMINATIONS</u>		
		<u>TOTAL</u>	<u>PER JUDGE</u>	<u>TOTAL</u>	<u>PER JUDGE</u>	<u>PER 1,000 POPULATION</u>	<u>TOTAL</u>	<u>PER JUDGE</u>	<u>PER 1,000 POPULATION</u>
DEFIANCE	1	39,500	39,500	589	589	15	622	622	16
DELAWARE	2	109,989	54,995	1,960	980	18	1,813	907	16
FAYETTE	1	28,433	28,433	571	571	20	466	466	16
FULTON	1	42,084	42,084	498	498	12	463	463	11
GALLIA	1	31,069	31,069	415	415	13	409	409	13
GEAUGA	2	90,895	45,448	1,058	529	12	1,051	526	12
GUERNSEY	1	40,792	40,792	666	666	16	693	693	17
HANCOCK	2	71,295	35,648	931	466	13	869	435	12
HARDIN	1	31,945	31,945	449	449	14	352	352	11
HARRISON	1	15,856	15,856	188	188	12	182	182	11
HIGHLAND	1	40,875	40,875	705	705	17	718	718	18
HOCKING	1	28,241	28,241	461	461	16	490	490	17
HOLMES	1	38,943	38,943	454	454	12	444	444	11
HURON	1	59,487	59,487	770	770	13	750	750	13
JACKSON	1	32,641	32,641	461	461	14	448	448	14
JEFFERSON	2	73,894	36,947	869	435	12	848	424	11
KNOX	1	54,500	54,500	631	631	12	597	597	11
LAWRENCE	2	62,319	31,160	967	484	16	911	456	15
LOGAN	1	46,005	46,005	786	786	17	853	853	19
MADISON	1	40,213	40,213	608	608	15	596	596	15
MEIGS	1	23,072	23,072	224	224	10	248	248	11
MERCER	1	40,924	40,924	345	345	8	352	352	9
MIAMI	2	98,868	49,434	1,217	609	12	1,219	610	12
MONROE	1	15,180	15,180	127	127	8	115	115	8
OTTAWA	1	40,985	40,985	541	541	13	415	415	10
PAULDING	1	20,293	20,293	513	513	25	543	543	27
PERRY	1	34,078	34,078	423	423	12	392	392	12
PICKAWAY	1	52,727	52,727	858	858	16	816	816	15
PIKE	1	27,695	27,695	463	463	17	386	386	14
PREBLE	1	42,337	42,337	588	588	14	586	586	14
PUTNAM	1	34,726	34,726	262	262	8	221	221	6
ROSS	2	73,345	36,673	1,124	562	15	1,042	521	14
SANDUSKY	2	61,792	30,896	802	401	13	788	394	13
SENECA	2	58,683	29,342	805	403	14	814	407	14
SHELBY	1	47,910	47,910	699	699	15	723	723	15
TUSCARAWAS	2	90,914	45,457	1,206	603	13	1,313	657	14
UNION	1	40,909	40,909	674	674	16	636	636	16
VAN WERT	1	29,659	29,659	782	782	26	807	807	27
VINTON	1	12,806	12,806	311	311	24	255	255	20
WASHINGTON	2	63,251	31,626	1,066	533	17	1,086	543	17
WAYNE	2	111,564	55,782	1,219	610	11	1,105	553	10
WILLIAMS	1	39,188	39,188	493	493	13	497	497	13
WOOD	3	121,065	40,355	1,455	485	12	1,500	500	12
STATEWIDE	234	11,353,140	48,518	237,702	1,016	21	235,205	1,005	21

88

All population figures based on estimated 2001 U.S.Census

COURTS OF COMMON PLEAS - GENERAL DIVISION
PROFESSIONAL TORT OVERALL CASELOADS
2003

<u>COUNTY</u>	<u>CASES PENDING JANUARY 1</u>	<u>NEW FILINGS</u>	<u>REACTIVATIONS AND TRANSFERS</u>	<u>TOTAL CASES</u>	<u>TOTAL TERMIN- ATIONS</u>	<u>CLEARANCE RATE</u>	<u>CASES PENDING DECEMBER 31</u>	<u>CASES PENDING BEYOND TIME GUIDELINES</u>
ADAMS	2	1	0	3	2	200.0%	1	0
ALLEN	34	23	4	61	28	103.7%	33	1
ASHLAND	3	7	0	10	5	71.4%	5	0
ASHTABULA	27	16	2	45	20	111.1%	25	2
ATHENS	9	9	0	18	9	100.0%	9	1
AUGLAIZE	4	2	1	7	4	133.3%	3	0
BELMONT	6	7	2	15	5	55.6%	10	0
BROWN	4	1	0	5	1	100.0%	4	4
BUTLER	47	26	7	80	44	133.3%	36	4
CARROLL	0	0	0	0	0	-	0	0
CHAMPAIGN	1	5	1	7	3	50.0%	4	0
CLARK	35	27	0	62	18	66.7%	44	7
CLERMONT	21	14	4	39	21	116.7%	18	3
CLINTON	6	6	0	12	6	100.0%	6	1
COLUMBIANA	21	17	2	40	21	110.5%	19	1
COSHOCTON	6	3	1	10	3	75.0%	7	0
CRAWFORD	4	0	1	5	3	-	2	0
CUYAHOGA	995	786	184	1,965	1,098	113.2%	867	69
DARKE	4	4	0	8	5	125.0%	3	0
DEFIANCE	9	2	0	11	4	200.0%	7	2
DELAWARE	10	9	2	21	7	63.6%	14	0
ERIE	30	12	0	42	16	133.3%	26	36
FAIRFIELD	24	13	1	38	17	121.4%	21	2
FAYETTE	5	5	0	10	1	20.0%	9	1
FRANKLIN	504	310	38	852	334	96.0%	518	40
FULTON	0	2	0	2	0	0.0%	2	0
GALLIA	10	6	0	16	7	116.7%	9	0
GEAUGA	12	12	1	25	14	107.7%	11	0
GREENE	4	11	3	18	6	42.9%	12	0
GUERNSEY	4	6	0	10	3	50.0%	7	0
HAMILTON	334	216	59	609	285	103.6%	324	30
HANCOCK	17	16	2	35	14	77.8%	21	1
HARDIN	3	3	1	7	2	50.0%	5	1
HARRISON	0	1	0	1	0	0.0%	1	0
HENRY	4	1	0	5	1	100.0%	4	0
HIGHLAND	6	5	0	11	5	100.0%	6	1
HOCKING	0	1	0	1	0	0.0%	1	0
HOLMES	1	4	0	5	2	50.0%	3	0
HURON	12	16	1	29	15	88.2%	14	1
JACKSON	3	3	0	6	2	66.7%	4	0
JEFFERSON	10	5	3	18	10	125.0%	8	1
KNOX	7	9	0	16	6	66.7%	10	0
LAKE	46	54	7	107	56	91.8%	51	0
LAWRENCE	4	2	1	7	5	166.7%	2	0
LICKING	17	18	1	36	17	89.5%	19	1
LOGAN	2	3	0	5	3	100.0%	2	0
LORAIN	63	55	5	123	56	93.3%	67	5
LUCAS	244	196	13	453	205	98.1%	248	11

COURTS OF COMMON PLEAS - GENERAL DIVISION
PROFESSIONAL TORT OVERALL CASELOADS (continued)
2003

<u>COUNTY</u>	<u>CASES PENDING JANUARY 1</u>	<u>NEW FILINGS</u>	<u>REACTIVATIONS AND TRANSFERS</u>	<u>TOTAL CASES</u>	<u>TOTAL TERMIN- ATIONS</u>	<u>CLEARANCE RATE</u>	<u>CASES PENDING DECEMBER 31</u>	<u>CASES PENDING BEYOND TIME GUIDELINES</u>
MADISON	2	1	0	3	1	100.0%	2	0
MAHONING	190	80	55	325	145	107.4%	180	21
MARION	19	15	3	37	13	72.2%	24	1
MEDINA	10	24	2	36	20	76.9%	16	0
MEIGS	0	0	0	0	0	-	0	0
MERCER	6	6	0	12	7	116.7%	5	0
MIAMI	9	6	2	17	9	112.5%	8	0
MONROE	0	2	0	2	0	0.0%	2	0
MONTGOMERY	185	131	21	337	177	116.4%	160	12
MORGAN	0	0	0	0	0	-	0	0
MORROW	4	2	5	11	3	42.9%	8	6
MUSKINGUM	23	16	0	39	16	100.0%	23	2
NOBLE	0	0	0	0	0	-	0	0
OTTAWA	6	5	0	11	7	140.0%	4	0
PAULDING	5	1	1	7	4	200.0%	3	0
PERRY	1	2	0	3	1	50.0%	2	0
PICKAWAY	6	13	0	19	6	46.2%	13	0
PIKE	2	1	0	3	3	300.0%	0	0
PORTAGE	22	19	0	41	20	105.3%	21	2
PREBLE	1	0	0	1	1	-	0	0
PUTNAM	0	1	0	1	0	0.0%	1	0
RICHLAND	46	14	4	64	35	194.4%	29	1
ROSS	16	16	0	32	14	87.5%	18	4
SANDUSKY	9	8	1	18	8	88.9%	10	1
SCIOTO	22	15	4	41	21	110.5%	20	1
SENECA	12	6	2	20	12	150.0%	8	0
SHELBY	0	2	0	2	1	50.0%	1	0
STARK	83	93	33	209	137	108.7%	72	3
SUMMIT	177	134	55	366	213	112.7%	153	3
TRUMBULL	63	51	25	139	44	57.9%	95	13
TUSCARAWAS	15	15	1	31	13	81.3%	18	1
UNION	1	4	0	5	2	50.0%	3	0
VAN WERT	7	4	0	11	6	150.0%	5	1
VINTON	0	0	0	0	0	-	0	0
WARREN	7	10	1	18	6	54.5%	12	1
WASHINGTON	12	8	0	20	11	137.5%	9	0
WAYNE	2	15	5	22	8	40.0%	14	0
WILLIAMS	3	2	0	5	2	100.0%	3	0
WOOD	9	10	0	19	8	80.0%	11	0
WYANDOT	1	1	0	2	1	100.0%	1	0
STATEWIDE	3,590	2,683	567	6,840	3,364	103.5%	3,476	299

88

COURTS OF COMMON PLEAS - GENERAL DIVISION

PROFESSIONAL TORT TERMINATIONS

2003

COUNTY	JURY TRIAL	COURT TRIAL	SETTLED OR		FOR WANT OF PROSECUTION	MAGISTRATE	DIVERSION OR ARBITRATION	DEFAULT	UNAVAILABILITY OF PARTY	TRANSFERRED OUT	PRIVATE JUDGE REFERRAL	BANKRUPTCY		TOTAL TERMINATIONS
			DISMISSED PRE TRIAL	DISMISSAL								STAY / INTER-LOCUTORY APPEAL	OTHER TERMINATIONS	
ADAMS	0	0	0	0	0	0	0	1	0	1	0	0	0	2
ALLEN	3	0	10	10	0	0	0	1	0	2	0	1	1	28
ASHLAND	0	0	1	3	0	0	0	1	0	0	0	0	0	5
ASHTABULA	0	0	4	12	0	0	0	0	0	3	0	0	1	20
ATHENS	0	0	0	8	0	0	0	0	0	0	0	1	0	9
AUGLAIZE	1	0	1	0	0	0	0	0	0	0	0	1	1	4
BELMONT	1	0	0	2	0	0	0	0	0	1	0	1	0	5
BROWN	0	0	0	1	0	0	0	0	0	0	0	0	0	1
BUTLER	2	0	13	14	1	0	0	0	0	11	0	0	3	44
CARROLL	0	0	0	0	0	0	0	0	0	0	0	0	0	0
CHAMPAIGN	0	0	2	0	0	0	1	0	0	0	0	0	0	3
CLARK	2	0	9	5	0	0	0	0	0	1	0	1	0	18
CLERMONT	0	0	6	4	0	0	3	2	0	2	0	0	4	21
CLINTON	0	0	3	0	0	0	0	0	0	3	0	0	0	6
COLUMBIANA	2	0	9	3	3	0	0	0	0	3	0	0	1	21
COSHOCTON	1	0	0	1	0	0	0	0	0	1	0	0	0	3
CRAWFORD	0	0	2	1	0	0	0	0	0	0	0	0	0	3
CUYAHOGA	44	3	14	802	0	0	9	2	0	173	0	1	50	1,098
DARKE	1	0	2	1	1	0	0	0	0	0	0	0	0	5
DEFIANCE	0	0	4	0	0	0	0	0	0	0	0	0	0	4
DELAWARE	0	0	3	2	0	0	0	0	0	1	0	0	1	7
ERIE	1	0	4	6	1	0	0	0	0	2	0	0	2	16
FAIRFIELD	0	0	7	7	0	0	0	1	0	2	0	0	0	17
FAYETTE	0	0	0	1	0	0	0	0	0	0	0	0	0	1
FRANKLIN	15	0	46	196	14	0	1	0	0	25	0	12	25	334
FULTON	0	0	0	0	0	0	0	0	0	0	0	0	0	0
GALLIA	1	0	3	2	0	0	0	0	0	0	0	0	1	7
GEAUGA	2	0	5	4	1	0	0	0	0	0	0	0	2	14
GREENE	0	0	1	3	0	0	0	0	0	2	0	0	0	6
GUERNSEY	0	0	2	0	0	0	0	0	0	0	0	0	1	3
HAMILTON	8	2	166	8	41	0	0	0	0	27	0	4	29	285
HANCOCK	0	0	12	1	0	0	0	0	0	0	0	0	1	14
HARDIN	1	0	0	0	0	0	0	0	0	0	0	0	1	2
HARRISON	0	0	0	0	0	0	0	0	0	0	0	0	0	0
HENRY	0	0	1	0	0	0	0	0	0	0	0	0	0	1
HIGHLAND	0	0	4	0	0	0	0	1	0	0	0	0	0	5
HOCKING	0	0	0	0	0	0	0	0	0	0	0	0	0	0
HOLMES	0	0	1	0	0	0	1	0	0	0	0	0	0	2
HURON	1	0	6	3	0	0	0	0	0	3	0	0	2	15
JACKSON	0	0	0	1	0	0	0	0	0	0	0	0	1	2
JEFFERSON	0	0	2	4	0	0	0	0	0	0	0	1	3	10
KNOX	2	0	2	1	0	0	0	0	0	0	0	1	0	6
LAKE	4	0	27	19	0	0	0	2	0	3	0	1	0	56
LAWRENCE	0	0	1	3	0	0	0	0	0	1	0	0	0	5
LICKING	1	0	6	8	0	0	0	1	0	1	0	0	0	17
LOGAN	1	0	1	0	0	0	0	0	0	0	0	0	1	3
LORAIN	1	0	22	21	0	0	0	1	0	6	0	2	3	56
LUCAS	11	0	63	95	1	0	0	1	0	8	0	2	24	205

COURTS OF COMMON PLEAS - GENERAL DIVISION

PROFESSIONAL TORT TERMINATIONS (continued)

2003

COUNTY	JURY TRIAL	COURT TRIAL	SETTLED OR		FOR WANT OF PROSECUTION	MAGISTRATE	DIVERSION OR ARBITRATION	DEFAULT	UNAVAILABILITY OF PARTY	TRANSFERRED OUT	PRIVATE JUDGE REFERRAL	BANKRUPTCY		OTHER TERMINATIONS	TOTAL TERMINATIONS
			DISMISSED PRE TRIAL	DISMISSAL								STAY/INTER-LOCUTORY APPEAL			
MADISON	0	0	0	1	0	0	0	0	0	0	0	0	0	0	1
MAHONING	5	0	27	61	0	0	1	0	2	22	0	12	15	145	
MARION	0	0	6	5	0	0	0	0	0	1	0	0	1	13	
MEDINA	3	0	17	0	0	0	0	0	0	0	0	0	0	20	
MEIGS	0	0	0	0	0	0	0	0	0	0	0	0	0	0	
MERCER	0	0	2	0	2	0	0	0	0	0	0	0	3	7	
MIAMI	0	0	3	5	0	0	0	0	0	1	0	0	0	9	
MONROE	0	0	0	0	0	0	0	0	0	0	0	0	0	0	
MONTGOMERY	13	0	38	93	0	0	0	2	0	13	0	2	16	177	
MORGAN	0	0	0	0	0	0	0	0	0	0	0	0	0	0	
MORROW	0	0	0	1	0	0	0	0	0	0	0	0	2	3	
MUSKINGUM	0	0	2	14	0	0	0	0	0	0	0	0	0	16	
NOBLE	0	0	0	0	0	0	0	0	0	0	0	0	0	0	
OTTAWA	0	0	3	3	0	0	0	0	0	0	0	0	1	7	
PAULDING	0	0	0	2	0	0	0	1	0	1	0	0	0	4	
PERRY	0	0	1	0	0	0	0	0	0	0	0	0	0	1	
PICKAWAY	0	0	1	3	0	0	0	0	0	0	0	1	1	6	
PIKE	0	0	0	3	0	0	0	0	0	0	0	0	0	3	
PORTAGE	1	0	9	7	0	0	0	1	0	1	1	0	0	20	
PREBLE	0	0	0	0	0	0	0	0	0	0	0	0	1	1	
PUTNAM	0	0	0	0	0	0	0	0	0	0	0	0	0	0	
RICHLAND	4	0	26	0	1	0	0	0	0	3	0	0	1	35	
ROSS	1	0	3	9	0	0	0	0	0	1	0	0	0	14	
SANDUSKY	0	0	1	3	0	0	0	0	0	3	0	0	1	8	
SCIOTO	0	0	1	16	0	0	0	0	0	4	0	0	0	21	
SENECA	1	0	8	2	0	0	0	0	0	0	0	0	1	12	
SHELBY	0	0	0	0	0	0	0	0	0	1	0	0	0	1	
STARK	11	1	68	7	6	0	11	0	0	24	0	5	4	137	
SUMMIT	19	0	89	47	4	0	3	1	0	36	0	0	14	213	
TRUMBULL	3	5	27	2	0	0	0	0	0	3	0	2	2	44	
TUSCARAWAS	0	0	4	1	6	0	0	0	0	2	0	0	0	13	
UNION	0	0	1	0	0	0	0	0	0	0	0	0	1	2	
VAN WERT	0	0	2	2	0	0	0	0	0	0	0	2	0	6	
VINTON	0	0	0	0	0	0	0	0	0	0	0	0	0	0	
WARREN	1	0	2	2	0	0	0	0	0	0	0	0	1	6	
WASHINGTON	2	0	6	2	0	0	0	0	0	1	0	0	0	11	
WAYNE	0	0	1	0	1	0	0	0	0	4	0	0	2	8	
WILLIAMS	0	0	2	0	0	0	0	0	0	0	0	0	0	2	
WOOD	1	0	3	4	0	0	0	0	0	0	0	0	0	8	
WYANDOT	0	0	0	1	0	0	0	0	0	0	0	0	0	1	
STATEWIDE	171	11	818	1,548	83	0	30	19	2	403	1	53	225	3,364	

88

COURTS OF COMMON PLEAS - GENERAL DIVISION

PRODUCT LIABILITY OVERALL CASELOADS

2003

<u>COUNTY</u>	<u>CASES PENDING JANUARY 1</u>	<u>NEW FILINGS</u>	<u>REACTIVATIONS AND TRANSFERS</u>	<u>TOTAL CASES</u>	<u>TOTAL TERMIN- ATIONS</u>	<u>CLEARANCE RATE</u>	<u>CASES PENDING DECEMBER 31</u>	<u>CASES PENDING BEYOND TIME GUIDELINES</u>
ADAMS	1	1	0	2	2	200.0%	0	0
ALLEN	3	3	1	7	3	75.0%	4	0
ASHLAND	3	3	0	6	3	100.0%	3	0
ASHTABULA	3	2	0	5	3	150.0%	2	0
ATHENS	0	0	0	0	0	-	0	0
AUGLAIZE	1	1	0	2	0	0.0%	2	0
BELMONT	8	5	1	14	6	100.0%	8	2
BROWN	1	0	0	1	0	-	1	0
BUTLER	20	7	3	30	25	250.0%	5	0
CARROLL	0	0	0	0	0	-	0	0
CHAMPAIGN	2	0	0	2	1	-	1	0
CLARK	3	4	1	8	2	40.0%	6	1
CLERMONT	8	10	0	18	4	40.0%	14	2
CLINTON	2	2	0	4	2	100.0%	2	0
COLUMBIANA	5	5	0	10	5	100.0%	5	0
COSHOCTON	2	1	0	3	1	100.0%	2	0
CRAWFORD	3	0	1	4	4	-	0	0
CUYAHOGA	150	109	25	284	127	94.8%	157	61
DARKE	1	2	1	4	2	66.7%	2	0
DEFIANCE	0	0	0	0	0	-	0	0
DELAWARE	4	2	0	6	3	150.0%	3	0
ERIE	7	4	0	11	6	150.0%	5	2
FAIRFIELD	1	0	0	1	0	-	1	1
FAYETTE	0	1	1	2	1	50.0%	1	0
FRANKLIN	67	40	10	117	51	102.0%	66	9
FULTON	0	1	0	1	1	100.0%	0	0
GALLIA	0	0	0	0	0	-	0	0
GEAUGA	5	9	0	14	6	66.7%	8	0
GREENE	17	12	2	31	21	150.0%	10	1
GUERNSEY	0	0	0	0	0	-	0	0
HAMILTON	68	35	12	115	65	138.3%	50	2
HANCOCK	4	3	2	9	4	80.0%	5	0
HARDIN	1	0	0	1	1	-	0	0
HARRISON	1	0	0	1	1	-	0	0
HENRY	1	0	0	1	1	-	0	0
HIGHLAND	2	1	0	3	2	200.0%	1	1
HOCKING	0	0	0	0	0	-	0	0
HOLMES	2	0	0	2	1	-	1	0
HURON	2	1	0	3	2	200.0%	1	0
JACKSON	0	0	0	0	0	-	0	0
JEFFERSON	4	2	4	10	3	50.0%	7	0
KNOX	0	1	0	1	0	0.0%	1	0
LAKE	6	4	2	12	7	116.7%	5	1
LAWRENCE	6	3	0	9	3	100.0%	6	3
LICKING	1	5	0	6	0	0.0%	6	0
LOGAN	0	0	0	0	0	-	0	0
LORAIN	0	0	0	0	0	-	0	0
LUCAS	29	22	3	54	25	100.0%	29	3

COURTS OF COMMON PLEAS - GENERAL DIVISION
PRODUCT LIABILITY OVERALL CASELOADS (continued)
2003

<i>COUNTY</i>	<i>CASES PENDING JANUARY 1</i>	<i>NEW FILINGS</i>	<i>REACTIVATIONS AND TRANSFERS</i>	<i>TOTAL CASES</i>	<i>TOTAL TERMIN- ATIONS</i>	<i>CLEARANCE RATE</i>	<i>CASES PENDING DECEMBER 31</i>	<i>CASES PENDING BEYOND TIME GUIDELINES</i>
MADISON	0	0	0	0	0	-	0	0
MAHONING	5	1	1	7	5	250.0%	2	18
MARION	1	0	0	1	1	-	0	0
MEDINA	13	6	0	19	4	66.7%	15	0
MEIGS	0	1	0	1	1	100.0%	0	0
MERCER	1	3	0	4	1	33.3%	3	0
MIAMI	10	4	3	17	11	157.1%	6	0
MONROE	0	0	0	0	0	-	0	0
MONTGOMERY	20	15	1	36	22	137.5%	14	3
MORGAN	0	0	0	0	0	-	0	0
MORROW	0	0	0	0	0	-	0	0
MUSKINGUM	4	4	0	8	2	50.0%	6	0
NOBLE	0	1	0	1	0	0.0%	1	0
OTTAWA	1	2	0	3	3	150.0%	0	0
PAULDING	0	0	0	0	0	-	0	0
PERRY	0	0	0	0	0	-	0	0
PICKAWAY	0	0	0	0	0	-	0	0
PIKE	0	0	0	0	0	-	0	0
PORTAGE	7	8	0	15	6	75.0%	9	2
PREBLE	0	0	0	0	0	-	0	0
PUTNAM	0	1	0	1	1	100.0%	0	0
RICHLAND	1	1	0	2	1	100.0%	1	0
ROSS	3	4	0	7	1	25.0%	6	1
SANDUSKY	2	1	0	3	0	0.0%	3	0
SCIOTO	1	3	0	4	0	0.0%	4	0
SENECA	1	2	0	3	3	150.0%	0	0
SHELBY	1	2	0	3	2	100.0%	1	0
STARK	9	11	5	25	19	118.8%	6	0
SUMMIT	13	11	3	27	14	100.0%	13	0
TRUMBULL	9	0	0	9	7	-	2	2
TUSCARAWAS	2	0	0	2	1	-	1	0
UNION	1	0	0	1	1	-	0	0
VAN WERT	1	0	0	1	1	-	0	0
VINTON	0	0	0	0	0	-	0	0
WARREN	9	5	0	14	4	80.0%	10	2
WASHINGTON	0	1	0	1	0	0.0%	1	0
WAYNE	2	1	0	3	1	100.0%	2	0
WILLIAMS	3	1	0	4	1	100.0%	3	0
WOOD	3	5	0	8	5	100.0%	3	0
WYANDOT	0	1	0	1	0	0.0%	1	0
STATEWIDE	567	396	82	1,045	512	107.1%	533	117

88

COURTS OF COMMON PLEAS - GENERAL DIVISION

PRODUCT LIABILITY TERMINATIONS

2003

COUNTY	JURY TRIAL	COURT TRIAL	SETTLED OR		FOR WANT OF PROSECUTION	MAGISTRATE	DIVERSION OR ARBITRATION	DEFAULT	UNAVAILABILITY OF PARTY	TRANSFERRED OUT	PRIVATE JUDGE REFERRAL	BANKRUPTCY		OTHER TERMINATIONS	TOTAL TERMINATIONS
			DISMISSED PRE TRIAL	DISMISSAL								STAY/INTERLOCUTORY APPEAL			
ADAMS	0	0	1	1	0	0	0	0	0	0	0	0	0	0	2
ALLEN	0	0	0	2	0	0	0	0	0	0	0	0	0	1	3
ASHLAND	0	0	1	2	0	0	0	0	0	0	0	0	0	0	3
ASHTABULA	0	0	2	1	0	0	0	0	0	0	0	0	0	0	3
ATHENS	0	0	0	0	0	0	0	0	0	0	0	0	0	0	0
AUGLAIZE	0	0	0	0	0	0	0	0	0	0	0	0	0	0	0
BELMONT	0	0	2	0	0	0	1	0	0	3	0	0	0	0	6
BROWN	0	0	0	0	0	0	0	0	0	0	0	0	0	0	0
BUTLER	0	0	2	2	0	0	0	1	0	16	0	0	0	4	25
CARROLL	0	0	0	0	0	0	0	0	0	0	0	0	0	0	0
CHAMPAIGN	0	0	1	0	0	0	0	0	0	0	0	0	0	0	1
CLARK	0	0	1	1	0	0	0	0	0	0	0	0	0	0	2
CLERMONT	0	0	1	3	0	0	0	0	0	0	0	0	0	0	4
CLINTON	0	0	1	0	0	0	0	0	0	0	0	0	0	1	2
COLUMBIANA	0	0	3	0	0	0	0	0	0	0	0	0	0	2	5
COSHOCTON	0	0	0	1	0	0	0	0	0	0	0	0	0	0	1
CRAWFORD	0	0	1	1	0	0	0	0	1	1	0	0	0	0	4
CUYAHOGA	2	3	3	73	0	0	3	0	0	38	0	0	0	5	127
DARKE	0	0	2	0	0	0	0	0	0	0	0	0	0	0	2
DEFIANCE	0	0	0	0	0	0	0	0	0	0	0	0	0	0	0
DELAWARE	0	0	1	1	0	0	0	0	0	0	0	0	0	1	3
ERIE	0	0	1	4	0	0	0	0	0	1	0	0	0	0	6
FAIRFIELD	0	0	0	0	0	0	0	0	0	0	0	0	0	0	0
FAYETTE	0	0	0	1	0	0	0	0	0	0	0	0	0	0	1
FRANKLIN	1	0	7	28	0	0	0	0	0	8	1	1	1	5	51
FULTON	0	0	0	0	0	0	0	0	0	1	0	0	0	0	1
GALLIA	0	0	0	0	0	0	0	0	0	0	0	0	0	0	0
GEAUGA	0	0	5	1	0	0	0	0	0	0	0	0	0	0	6
GREENE	0	0	5	13	0	0	0	0	0	2	0	1	0	0	21
GUERNSEY	0	0	0	0	0	0	0	0	0	0	0	0	0	0	0
HAMILTON	1	0	23	2	4	0	0	0	0	12	0	4	19	65	
HANCOCK	1	0	0	0	0	0	0	0	0	3	0	0	0	0	4
HARDIN	0	0	1	0	0	0	0	0	0	0	0	0	0	0	1
HARRISON	0	0	0	0	0	0	0	0	0	1	0	0	0	0	1
HENRY	0	0	1	0	0	0	0	0	0	0	0	0	0	0	1
HIGHLAND	0	0	1	1	0	0	0	0	0	0	0	0	0	0	2
HOCKING	0	0	0	0	0	0	0	0	0	0	0	0	0	0	0
HOLMES	0	0	1	0	0	0	0	0	0	0	0	0	0	0	1
HURON	0	0	2	0	0	0	0	0	0	0	0	0	0	0	2
JACKSON	0	0	0	0	0	0	0	0	0	0	0	0	0	0	0
JEFFERSON	0	0	1	0	0	0	0	0	0	0	0	0	0	2	3
KNOX	0	0	0	0	0	0	0	0	0	0	0	0	0	0	0
LAKE	0	0	2	2	0	0	0	0	0	2	0	0	1	7	
LAWRENCE	0	0	1	2	0	0	0	0	0	0	0	0	0	0	3
LICKING	0	0	0	0	0	0	0	0	0	0	0	0	0	0	0
LOGAN	0	0	0	0	0	0	0	0	0	0	0	0	0	0	0
LORAIN	0	0	0	0	0	0	0	0	0	0	0	0	0	0	0
LUCAS	0	0	9	8	0	0	0	0	0	4	0	1	3	25	

COURTS OF COMMON PLEAS - GENERAL DIVISION

PRODUCT LIABILITY TERMINATIONS (continued)

2003

COUNTY	JURY TRIAL	COURT TRIAL	SETTLED OR		FOR WANT OF PROSECUTION	MAGISTRATE	DIVERSION OR ARBITRATION	DEFAULT	UNAVAILABILITY OF PARTY	TRANSFERRED OUT	PRIVATE JUDGE REFERRAL	BANKRUPTCY		TOTAL TERMINATIONS
			DISMISSED PRE TRIAL	DISMISSAL								STAY/INTER-LOCUTORY APPEAL	OTHER TERMINATIONS	
MADISON	0	0	0	0	0	0	0	0	0	0	0	0	0	0
MAHONING	0	0	1	1	0	0	0	0	0	1	0	1	1	5
MARION	0	0	0	1	0	0	0	0	0	0	0	0	0	1
MEDINA	0	0	4	0	0	0	0	0	0	0	0	0	0	4
MEIGS	0	0	0	0	0	0	0	0	0	0	0	0	1	1
MERCER	0	0	0	0	0	0	0	0	0	1	0	0	0	1
MIAMI	1	0	7	2	0	0	0	0	0	0	0	1	0	11
MONROE	0	0	0	0	0	0	0	0	0	0	0	0	0	0
MONTGOMERY	0	0	10	8	1	1	0	0	0	2	0	0	0	22
MORGAN	0	0	0	0	0	0	0	0	0	0	0	0	0	0
MORROW	0	0	0	0	0	0	0	0	0	0	0	0	0	0
MUSKINGUM	0	0	1	0	0	0	0	0	0	0	0	0	1	2
NOBLE	0	0	0	0	0	0	0	0	0	0	0	0	0	0
OTTAWA	0	0	2	1	0	0	0	0	0	0	0	0	0	3
PAULDING	0	0	0	0	0	0	0	0	0	0	0	0	0	0
PERRY	0	0	0	0	0	0	0	0	0	0	0	0	0	0
PICKAWAY	0	0	0	0	0	0	0	0	0	0	0	0	0	0
PIKE	0	0	0	0	0	0	0	0	0	0	0	0	0	0
PORTAGE	0	0	2	2	0	0	0	0	0	1	0	1	0	6
PREBLE	0	0	0	0	0	0	0	0	0	0	0	0	0	0
PUTNAM	0	0	0	0	0	0	0	0	0	1	0	0	0	1
RICHLAND	0	0	1	0	0	0	0	0	0	0	0	0	0	1
ROSS	0	0	1	0	0	0	0	0	0	0	0	0	0	1
SANDUSKY	0	0	0	0	0	0	0	0	0	0	0	0	0	0
SCIOTO	0	0	0	0	0	0	0	0	0	0	0	0	0	0
SENECA	0	0	3	0	0	0	0	0	0	0	0	0	0	3
SHELBY	0	0	1	0	1	0	0	0	0	0	0	0	0	2
STARK	0	0	7	2	2	0	4	0	0	1	0	2	1	19
SUMMIT	0	0	8	2	0	0	0	0	0	3	0	1	0	14
TRUMBULL	0	0	5	1	0	0	0	0	0	1	0	0	0	7
TUSCARAWAS	0	0	1	0	0	0	0	0	0	0	0	0	0	1
UNION	0	0	1	0	0	0	0	0	0	0	0	0	0	1
VAN WERT	0	0	0	0	0	0	0	0	0	0	0	1	0	1
VINTON	0	0	0	0	0	0	0	0	0	0	0	0	0	0
WARREN	0	1	2	0	0	0	0	0	0	1	0	0	0	4
WASHINGTON	0	0	0	0	0	0	0	0	0	0	0	0	0	0
WAYNE	0	0	0	1	0	0	0	0	0	0	0	0	0	1
WILLIAMS	0	0	1	0	0	0	0	0	0	0	0	0	0	1
WOOD	0	0	4	0	0	0	0	1	0	0	0	0	0	5
WYANDOT	0	0	0	0	0	0	0	0	0	0	0	0	0	0
STATEWIDE	6	4	144	171	8	1	8	2	1	104	1	14	48	512

COURTS OF COMMON PLEAS - GENERAL DIVISION

OTHER TORT OVERALL CASELOADS

2003

<u>COUNTY</u>	<u>CASES PENDING JANUARY 1</u>	<u>NEW FILINGS</u>	<u>REACTIVATIONS AND TRANSFERS</u>	<u>TOTAL CASES</u>	<u>TOTAL TERMIN- ATIONS</u>	<u>CLEARANCE RATE</u>	<u>CASES PENDING DECEMBER 31</u>	<u>CASES PENDING BEYOND TIME GUIDELINES</u>
ADAMS	22	24	0	46	26	108.3%	20	0
ALLEN	241	177	42	460	230	105.0%	230	9
ASHLAND	46	52	1	99	69	130.2%	30	1
ASHTABULA	215	212	15	442	244	107.5%	198	7
ATHENS	50	15	1	66	41	256.3%	25	5
AUGLAIZE	45	43	4	92	53	112.8%	39	0
BELMONT	174	80	12	266	91	98.9%	175	32
BROWN	71	44	0	115	30	68.2%	85	25
BUTLER	716	631	62	1,409	770	111.1%	639	15
CARROLL	8	19	0	27	16	84.2%	11	0
CHAMPAIGN	37	31	8	76	34	87.2%	42	6
CLARK	338	223	7	568	262	113.9%	306	60
CLERMONT	360	234	40	634	281	102.6%	353	41
CLINTON	69	47	1	117	48	100.0%	69	15
COLUMBIANA	179	138	9	326	173	117.7%	153	11
COSHOCTON	26	27	3	56	27	90.0%	29	2
CRAWFORD	51	32	4	87	47	130.6%	40	8
CUYAHOGA	5,397	6,160	866	12,423	7,441	105.9%	4,982	169
DARKE	52	29	3	84	56	175.0%	28	0
DEFIANCE	74	47	0	121	51	108.5%	70	10
DELAWARE	142	115	14	271	141	109.3%	130	10
ERIE	249	154	0	403	140	90.9%	263	97
FAIRFIELD	194	143	36	373	178	99.4%	195	17
FAYETTE	36	32	0	68	24	75.0%	44	7
FRANKLIN	2,483	2,471	168	5,122	2,691	102.0%	2,431	48
FULTON	67	49	1	117	57	114.0%	60	10
GALLIA	13	6	0	19	13	216.7%	6	0
GEAUGA	210	185	8	403	208	107.8%	195	1
GREENE	187	201	15	403	203	94.0%	200	2
GUERNSEY	37	43	5	85	35	72.9%	50	0
HAMILTON	1,797	2,005	185	3,987	2,189	100.0%	1,798	105
HANCOCK	122	113	5	240	94	79.7%	146	9
HARDIN	35	17	0	52	22	129.4%	30	6
HARRISON	9	15	0	24	12	80.0%	12	0
HENRY	57	41	0	98	37	90.2%	61	0
HIGHLAND	2	1	0	3	2	200.0%	1	1
HOCKING	1	2	0	3	2	100.0%	1	0
HOLMES	21	25	0	46	27	108.0%	19	0
HURON	69	75	4	148	85	107.6%	63	0
JACKSON	40	32	0	72	30	93.8%	42	0
JEFFERSON	128	122	8	258	124	95.4%	134	5
KNOX	65	56	1	122	52	91.2%	70	1
LAKE	476	616	59	1,151	665	98.5%	486	8
LAWRENCE	87	101	3	191	73	70.2%	118	9
LICKING	152	190	19	361	174	83.3%	187	5
LOGAN	59	51	2	112	59	111.3%	53	0
LORAIN	520	558	16	1,094	550	95.8%	544	29
LUCAS	1,469	1,185	53	2,707	1,275	103.0%	1,432	51

COURTS OF COMMON PLEAS - GENERAL DIVISION
OTHER TORT OVERALL CASELOADS (continued)
2003

<u>COUNTY</u>	<u>CASES PENDING JANUARY 1</u>	<u>NEW FILINGS</u>	<u>REACTIVATIONS AND TRANSFERS</u>	<u>TOTAL CASES</u>	<u>TOTAL TERMIN- ATIONS</u>	<u>CLEARANCE RATE</u>	<u>CASES PENDING DECEMBER 31</u>	<u>CASES PENDING BEYOND TIME GUIDELINES</u>
MADISON	32	31	1	64	23	71.9%	41	1
MAHONING	1,108	663	163	1,934	889	107.6%	1,045	99
MARION	143	89	14	246	97	94.2%	149	19
MEDINA	217	185	1	403	244	131.2%	159	0
MEIGS	23	29	2	54	34	109.7%	20	0
MERCER	26	20	0	46	19	95.0%	27	5
MIAMI	104	97	11	212	119	110.2%	93	0
MONROE	17	6	0	23	14	233.3%	9	1
MONTGOMERY	1,614	2,574	189	4,377	2,670	96.6%	1,707	40
MORGAN	5	1	2	8	6	200.0%	2	0
MORROW	89	25	17	131	43	102.4%	88	48
MUSKINGUM	123	115	5	243	116	96.7%	127	12
NOBLE	9	9	0	18	10	111.1%	8	1
OTTAWA	105	61	11	177	62	86.1%	115	6
PAULDING	17	19	2	38	20	95.2%	18	2
PERRY	13	21	0	34	17	81.0%	17	0
PICKAWAY	85	53	1	139	78	144.4%	61	0
PIKE	52	50	0	102	46	92.0%	56	7
PORTAGE	340	242	1	583	271	111.5%	312	30
PREBLE	34	40	1	75	36	87.8%	39	0
PUTNAM	20	14	1	35	24	160.0%	11	0
RICHLAND	256	185	15	456	235	117.5%	221	11
ROSS	141	95	7	243	103	101.0%	140	15
SANDUSKY	75	84	12	171	81	84.4%	90	4
SCIOTO	123	102	19	244	133	109.9%	111	3
SENECA	48	55	9	112	74	115.6%	38	0
SHELBY	55	52	2	109	70	129.6%	39	0
STARK	493	765	146	1,404	947	104.0%	457	6
SUMMIT	1,144	1,298	198	2,640	1,541	103.0%	1,099	22
TRUMBULL	776	585	41	1,402	663	105.9%	739	39
TUSCARAWAS	104	110	9	223	121	101.7%	102	0
UNION	20	39	0	59	31	79.5%	28	0
VAN WERT	17	25	2	44	19	70.4%	25	0
VINTON	14	12	1	27	16	123.1%	11	0
WARREN	257	253	15	525	258	96.3%	267	13
WASHINGTON	65	90	0	155	73	81.1%	82	1
WAYNE	108	128	7	243	122	90.4%	121	1
WILLIAMS	40	31	2	73	46	139.4%	27	3
WOOD	196	179	32	407	241	114.2%	166	9
WYANDOT	20	13	0	33	9	69.2%	24	3
STATEWIDE	25,026	25,314	2,619	52,959	28,773	103.0%	24,186	1,238

88

COURTS OF COMMON PLEAS - GENERAL DIVISION

OTHER TORT TERMINATIONS

2003

COUNTY	JURY TRIAL	COURT TRIAL	SETTLED OR		FOR WANT OF PROSECUTION	MAGISTRATE	DIVERSION OR ARBITRATION	DEFAULT	UNAVAILABILITY OF PARTY	TRANSFERRED OUT	PRIVATE JUDGE REFERRAL	BANKRUPTCY		OTHER TERMINATIONS	TOTAL TERMINATIONS
			DISMISSED PRE TRIAL	DISMISSAL								STAY / INTERLOCUTORY APPEAL			
ADAMS	0	1	6	13	1	0	0	1	0	3	0	0	1	26	
ALLEN	4	10	91	89	6	0	0	8	0	7	0	9	6	230	
ASHLAND	2	1	22	35	0	0	0	2	0	3	0	0	4	69	
ASHTABULA	0	1	112	72	0	0	2	6	1	18	0	13	19	244	
ATHENS	1	1	10	23	0	0	0	1	0	2	0	0	3	41	
AUGLAIZE	0	0	37	6	1	0	0	2	0	5	0	0	2	53	
BELMONT	2	0	37	34	0	0	0	2	0	3	0	1	12	91	
BROWN	1	0	8	13	0	0	0	1	0	1	0	0	6	30	
BUTLER	26	3	424	150	9	1	10	66	1	41	0	12	27	770	
CARROLL	1	0	12	2	0	0	0	0	0	1	0	0	0	16	
CHAMPAIGN	2	0	17	1	0	0	12	0	0	0	0	1	1	34	
CLARK	6	5	129	66	5	0	0	18	0	16	0	5	12	262	
CLERMONT	2	7	96	104	2	9	28	7	0	16	0	5	5	281	
CLINTON	2	1	42	1	0	0	0	0	0	0	0	0	2	48	
COLUMBIANA	3	0	107	16	24	0	0	5	0	5	0	4	9	173	
COSHOCTON	1	0	10	13	0	0	0	1	1	0	0	1	0	27	
CRAWFORD	1	0	29	9	0	0	1	0	0	0	0	2	5	47	
CUYAHOGA	150	26	32	5,051	0	2	457	415	0	879	0	98	331	7,441	
DARKE	1	0	39	5	1	0	0	2	0	2	0	1	5	56	
DEFIANCE	2	3	28	10	2	0	0	3	0	2	0	0	1	51	
DELAWARE	6	0	60	50	1	0	3	4	1	9	0	0	7	141	
ERIE	4	0	47	60	5	0	0	4	0	14	0	1	5	140	
FAIRFIELD	4	1	75	38	4	0	0	8	0	36	0	1	11	178	
FAYETTE	1	1	2	11	1	0	0	2	0	0	0	0	6	24	
FRANKLIN	40	10	732	1,140	103	50	19	186	0	163	0	79	169	2,691	
FULTON	0	2	37	1	3	0	0	7	0	7	0	0	0	57	
GALLIA	0	0	9	1	1	0	0	1	0	1	0	0	0	13	
GAUGA	4	0	130	16	12	0	9	8	0	5	0	4	20	208	
GREENE	4	0	57	103	1	0	5	6	0	14	1	7	5	203	
GUERNSEY	1	1	20	5	2	0	1	1	1	0	0	1	2	35	
HAMILTON	51	4	1,397	105	200	17	81	76	0	117	0	14	127	2,189	
HANCOCK	0	0	69	10	0	0	5	1	0	6	0	1	2	94	
HARDIN	0	1	7	12	0	0	0	0	0	0	0	1	1	22	
HARRISON	0	0	4	4	2	0	0	1	0	1	0	0	0	12	
HENRY	1	0	26	5	0	0	0	2	0	0	0	0	3	37	
HIGHLAND	0	0	2	0	0	0	0	0	0	0	0	0	0	2	
HOCKING	0	0	0	2	0	0	0	0	0	0	0	0	0	2	
HOLMES	1	0	21	1	0	0	0	0	0	2	0	0	2	27	
HURON	6	0	58	6	0	0	0	2	0	2	0	0	11	85	
JACKSON	2	1	1	22	0	0	0	4	0	0	0	0	0	30	
JEFFERSON	3	0	60	23	0	0	0	3	0	5	0	1	29	124	
KNOX	2	0	39	6	0	0	0	0	0	0	0	2	3	52	
LAKE	23	10	247	246	6	0	24	18	0	45	0	21	25	665	
LAWRENCE	3	0	37	26	0	0	0	3	0	1	0	1	2	73	
LICKING	1	1	70	58	0	0	0	12	0	9	0	3	20	174	
LOGAN	3	1	35	8	3	0	0	0	0	3	0	1	5	59	
LORAIN	12	0	271	148	0	3	8	19	0	45	0	17	27	550	
LUCAS	22	2	463	471	9	0	0	68	0	56	0	41	143	1,275	

COURTS OF COMMON PLEAS - GENERAL DIVISION

OTHER TORT TERMINATIONS (continued)

2003

COUNTY	JURY TRIAL	COURT TRIAL	SETTLED OR DISMISSED PRE TRIAL	DISMISSAL	FOR WANT OF PROSECUTION	MAGISTRATE	DIVERSION OR ARBITRATION	DEFAULT	UNAVAILABILITY OF PARTY	TRANSFERRED OUT	PRIVATE JUDGE REFERRAL	BANKRUPTCY		TOTAL TERMINATIONS
												STAY / INTERLOCUTORY APPEAL	OTHER TERMINATIONS	
MADISON	1	0	10	9	0	0	0	0	0	2	0	1	0	23
MAHONING	18	0	471	192	1	5	5	37	0	60	0	30	70	889
MARION	5	0	53	20	6	0	0	1	0	6	0	1	5	97
MEDINA	12	2	206	1	0	0	0	8	0	5	0	4	6	244
MEIGS	1	1	25	3	0	0	0	3	0	1	0	0	0	34
MERCER	0	0	12	0	2	0	4	0	0	0	0	0	1	19
MIAMI	3	0	49	43	2	0	1	1	0	7	0	5	8	119
MONROE	1	0	3	4	2	0	0	0	0	1	0	1	2	14
MONTGOMERY	30	2	623	767	108	348	63	461	0	134	0	49	85	2,670
MORGAN	0	0	0	4	0	0	0	0	0	2	0	0	0	6
MORROW	0	0	7	17	0	0	0	0	0	0	0	0	19	43
MUSKINGUM	3	0	45	52	0	0	0	12	0	2	0	2	0	116
NOBLE	1	1	0	7	0	0	0	0	0	0	0	0	1	10
OTTAWA	1	1	32	21	0	0	0	1	0	0	0	1	5	62
PAULDING	0	0	2	12	0	0	0	1	0	2	0	0	3	20
PERRY	0	0	10	0	1	0	0	1	0	1	0	1	3	17
PICKAWAY	5	0	10	56	0	0	0	5	0	0	0	2	0	78
PIKE	1	0	6	25	0	0	0	5	0	5	0	1	3	46
PORTAGE	9	0	97	102	8	0	1	21	0	14	4	4	11	271
PREBLE	2	1	3	23	0	0	0	2	0	0	0	2	3	36
PUTNAM	1	1	1	20	0	1	0	0	0	0	0	0	0	24
RICHLAND	9	0	171	0	6	0	0	16	0	12	0	6	15	235
ROSS	3	0	59	24	0	0	1	1	0	3	0	5	7	103
SANDUSKY	0	0	25	29	0	0	7	1	0	6	0	1	12	81
SCIOTO	5	1	16	70	1	0	2	4	0	15	0	4	15	133
SENECA	3	2	51	7	0	0	0	2	0	4	0	0	5	74
SHELBY	3	1	19	10	21	0	2	4	0	1	0	1	8	70
STARK	20	10	369	64	42	2	186	63	0	110	0	28	53	947
SUMMIT	56	1	704	262	23	6	145	22	0	153	0	27	142	1,541
TRUMBULL	14	21	521	31	3	0	3	4	0	40	2	15	9	663
TUSCARAWAS	3	4	61	1	27	0	1	4	0	6	0	6	8	121
UNION	1	0	14	7	0	0	0	0	0	4	0	3	2	31
VAN WERT	0	0	7	6	1	0	0	2	0	1	0	0	2	19
VINTON	3	0	12	0	0	0	0	0	0	0	0	1	0	16
WARREN	9	1	153	44	0	0	0	20	0	15	0	2	14	258
WASHINGTON	5	0	48	14	1	0	0	0	0	2	0	1	2	73
WAYNE	1	0	77	14	10	0	1	3	0	5	0	3	8	122
WILLIAMS	0	1	31	7	0	0	0	1	0	2	0	0	4	46
WOOD	5	3	124	27	8	0	4	7	0	37	0	6	20	241
WYANDOT	0	0	0	4	0	0	0	1	0	0	0	3	1	9
STATEWIDE	635	148	9,391	10,290	677	444	1,091	1,690	5	2,203	7	564	1,628	28,773

88

COURTS OF COMMON PLEAS - GENERAL DIVISION
WORKERS COMPENSATION OVERALL CASELOADS
2003

<i>COUNTY</i>	<i>CASES PENDING JANUARY 1</i>	<i>NEW FILINGS</i>	<i>REACTIVATIONS AND TRANSFERS</i>	<i>TOTAL CASES</i>	<i>TOTAL TERMIN- ATIONS</i>	<i>CLEARANCE RATE</i>	<i>CASES PENDING DECEMBER 31</i>	<i>CASES PENDING BEYOND TIME GUIDELINES</i>
ADAMS	8	4	0	12	7	175.0%	5	1
ALLEN	38	59	4	101	54	85.7%	47	3
ASHLAND	11	12	0	23	16	133.3%	7	0
ASHTABULA	66	80	4	150	74	88.1%	76	14
ATHENS	5	2	0	7	5	250.0%	2	0
AUGLAIZE	11	14	1	26	16	106.7%	10	0
BELMONT	35	17	0	52	24	141.2%	28	14
BROWN	11	11	0	22	3	27.3%	19	9
BUTLER	186	186	19	391	202	98.5%	189	22
CARROLL	8	10	0	18	8	80.0%	10	0
CHAMPAIGN	11	20	1	32	11	52.4%	21	4
CLARK	139	93	1	233	80	85.1%	153	62
CLERMONT	45	48	2	95	42	84.0%	53	12
CLINTON	25	35	0	60	27	77.1%	33	3
COLUMBIANA	38	54	3	95	56	98.2%	39	4
COSHOCTON	11	20	0	31	9	45.0%	22	2
CRAWFORD	13	19	0	32	14	73.7%	18	1
CUYAHOGA	1,247	1,579	222	3,048	1,709	94.9%	1,339	155
DARKE	19	24	2	45	29	111.5%	16	0
DEFIANCE	62	19	0	81	58	305.3%	23	8
DELAWARE	19	39	1	59	26	65.0%	33	1
ERIE	51	53	0	104	42	79.2%	62	16
FAIRFIELD	33	40	13	86	50	94.3%	36	6
FAYETTE	11	4	2	17	6	100.0%	11	6
FRANKLIN	506	692	66	1,264	659	86.9%	605	19
FULTON	1	3	0	4	1	33.3%	3	0
GALLIA	0	1	0	1	0	0.0%	1	0
GEAUGA	45	74	2	121	57	75.0%	64	0
GREENE	27	45	2	74	28	59.6%	46	8
GUERNSEY	8	8	1	17	12	133.3%	5	0
HAMILTON	783	804	79	1,666	874	99.0%	792	72
HANCOCK	32	37	3	72	34	85.0%	38	6
HARDIN	11	17	0	28	11	64.7%	17	3
HARRISON	1	4	1	6	1	20.0%	5	1
HENRY	26	19	0	45	16	84.2%	29	0
HIGHLAND	14	9	0	23	14	155.6%	9	2
HOCKING	2	7	0	9	7	100.0%	2	0
HOLMES	4	13	0	17	10	76.9%	7	0
HURON	12	24	0	36	12	50.0%	24	4
JACKSON	14	17	0	31	15	88.2%	16	0
JEFFERSON	32	28	4	64	38	118.8%	26	0
KNOX	16	21	0	37	20	95.2%	17	0
LAKE	94	131	6	231	129	94.2%	102	5
LAWRENCE	8	24	0	32	18	75.0%	14	0
LICKING	22	37	0	59	27	73.0%	32	1
LOGAN	24	31	2	57	28	84.8%	29	5
LORAIN	305	368	16	689	452	117.7%	237	38
LUCAS	163	233	8	404	209	86.7%	195	9

COURTS OF COMMON PLEAS - GENERAL DIVISION
WORKERS COMPENSATION OVERALL CASELOADS (continued)
2003

<i>COUNTY</i>	<i>CASES PENDING JANUARY 1</i>	<i>NEW FILINGS</i>	<i>REACTIVATIONS AND TRANSFERS</i>	<i>TOTAL CASES</i>	<i>TOTAL TERMIN- ATIONS</i>	<i>CLEARANCE RATE</i>	<i>CASES PENDING DECEMBER 31</i>	<i>CASES PENDING BEYOND TIME GUIDELINES</i>
MADISON	13	14	3	30	14	82.4%	16	0
MAHONING	253	663	53	969	634	88.5%	335	29
MARION	40	58	3	101	41	67.2%	60	8
MEDINA	48	58	2	108	56	93.3%	52	0
MEIGS	9	12	0	21	15	125.0%	6	0
MERCER	5	8	0	13	9	112.5%	4	0
MIAMI	35	59	6	100	52	80.0%	48	0
MONROE	9	8	1	18	8	88.9%	10	2
MONTGOMERY	283	364	28	675	363	92.6%	312	37
MORGAN	6	4	0	10	6	150.0%	4	0
MORROW	7	8	1	16	5	55.6%	11	6
MUSKINGUM	30	24	0	54	15	62.5%	39	13
NOBLE	1	0	0	1	0	-	1	1
OTTAWA	12	10	0	22	9	90.0%	13	1
PAULDING	3	1	0	4	3	300.0%	1	0
PERRY	3	3	0	6	4	133.3%	2	0
PICKAWAY	28	21	1	50	25	113.6%	25	2
PIKE	13	16	0	29	11	68.8%	18	3
PORTAGE	103	65	0	168	57	87.7%	111	52
PREBLE	1	3	0	4	1	33.3%	3	0
PUTNAM	2	7	0	9	4	57.1%	5	0
RICHLAND	94	105	3	202	117	108.3%	85	8
ROSS	24	23	1	48	22	91.7%	26	7
SANDUSKY	31	21	3	55	31	129.2%	24	8
SCIOTO	37	24	3	64	41	151.9%	23	1
SENECA	16	15	0	31	20	133.3%	11	0
SHELBY	19	36	0	55	31	86.1%	24	0
STARK	239	290	126	655	488	117.3%	167	11
SUMMIT	434	448	84	966	693	130.3%	273	17
TRUMBULL	319	467	28	814	496	100.2%	318	31
TUSCARAWAS	68	82	9	159	98	107.7%	61	5
UNION	27	59	0	86	50	84.7%	36	0
VAN WERT	4	5	1	10	7	116.7%	3	1
VINTON	1	1	0	2	0	0.0%	2	0
WARREN	54	60	2	116	55	88.7%	61	9
WASHINGTON	10	14	0	24	14	100.0%	10	0
WAYNE	44	50	4	98	60	111.1%	38	2
WILLIAMS	19	10	0	29	20	200.0%	9	0
WOOD	40	50	10	100	61	101.7%	39	0
WYANDOT	13	8	0	21	10	125.0%	11	4
STATEWIDE	6,650	8,263	837	15,750	8,886	97.6%	6,864	774

88

COURTS OF COMMON PLEAS - GENERAL DIVISION

WORKERS COMPENSATION TERMINATIONS

2003

COUNTY	JURY TRIAL	COURT TRIAL	SETTLED OR		FOR WANT OF PROSECUTION	MAGISTRATE	DIVERSION OR ARBITRATION	DEFAULT	UNAVAILABILITY OF PARTY	TRANSFERRED OUT	PRIVATE JUDGE REFERRAL	BANKRUPTCY		TOTAL TERMINATIONS
			DISMISSED PRE TRIAL	DISMISSAL								STAY / INTER-LOCUTORY APPEAL	OTHER TERMINATIONS	
ADAMS	1	0	2	4	0	0	0	0	0	0	0	0	0	7
ALLEN	1	3	13	28	4	0	0	1	0	4	0	0	0	54
ASHLAND	1	0	5	8	0	0	0	0	0	1	0	0	1	16
ASHTABULA	2	1	32	26	0	0	0	0	0	13	0	0	0	74
ATHENS	0	0	1	4	0	0	0	0	0	0	0	0	0	5
AUGLAIZE	1	0	14	0	0	0	0	0	0	1	0	0	0	16
BELMONT	0	0	1	18	0	0	0	0	0	1	0	0	4	24
BROWN	0	0	0	3	0	0	0	0	0	0	0	0	0	3
BUTLER	4	1	100	63	0	0	1	1	0	22	0	0	10	202
CARROLL	0	0	4	4	0	0	0	0	0	0	0	0	0	8
CHAMPAIGN	1	0	10	0	0	0	0	0	0	0	0	0	0	11
CLARK	0	0	57	18	2	0	0	0	0	1	0	0	2	80
CLERMONT	0	0	14	25	0	0	1	0	0	2	0	0	0	42
CLINTON	1	1	23	1	0	0	0	0	0	0	0	0	1	27
COLUMBIANA	0	0	27	14	11	0	0	1	0	3	0	0	0	56
COSHOCTON	0	0	2	7	0	0	0	0	0	0	0	0	0	9
CRAWFORD	1	0	10	2	0	0	0	0	0	0	0	0	1	14
CUYAHOGA	35	4	6	1,367	0	0	1	3	0	237	0	3	53	1,709
DARKE	1	0	26	1	0	0	0	0	0	0	0	0	1	29
DEFIANCE	1	0	15	8	0	0	0	0	0	0	0	0	34	58
DELAWARE	0	0	10	13	0	0	0	0	0	1	0	0	2	26
ERIE	0	0	17	22	0	0	0	1	0	1	0	0	1	42
FAIRFIELD	0	0	15	18	1	0	0	1	0	13	0	0	2	50
FAYETTE	0	0	1	4	0	0	0	0	0	0	0	0	1	6
FRANKLIN	3	0	192	355	29	5	0	2	0	31	0	22	20	659
FULTON	0	0	1	0	0	0	0	0	0	0	0	0	0	1
GALLIA	0	0	0	0	0	0	0	0	0	0	0	0	0	0
GEAUGA	1	0	40	3	4	0	0	1	0	2	0	0	6	57
GREENE	1	0	11	14	0	0	0	0	0	2	0	0	0	28
GUERNSEY	0	0	7	5	0	0	0	0	0	0	0	0	0	12
HAMILTON	2	6	552	18	82	15	0	0	0	41	0	1	157	874
HANCOCK	0	0	22	6	1	0	0	0	0	5	0	0	0	34
HARDIN	0	0	6	5	0	0	0	0	0	0	0	0	0	11
HARRISON	0	0	1	0	0	0	0	0	0	0	0	0	0	1
HENRY	0	0	9	7	0	0	0	0	0	0	0	0	0	16
HIGHLAND	0	0	14	0	0	0	0	0	0	0	0	0	0	14
HOCKING	0	1	0	5	0	0	0	0	0	1	0	0	0	7
HOLMES	0	0	7	2	0	0	0	0	0	0	0	0	1	10
HURON	0	0	9	3	0	0	0	0	0	0	0	0	0	12
JACKSON	0	0	0	13	0	0	0	0	0	0	0	0	2	15
JEFFERSON	1	0	13	15	0	0	0	0	0	2	0	0	7	38
KNOX	0	0	18	1	0	0	0	0	0	0	0	0	1	20
LAKE	3	0	42	65	2	0	0	1	0	11	0	1	4	129
LAWRENCE	0	0	6	11	0	0	0	0	0	0	0	0	1	18
LICKING	0	0	14	11	0	0	0	1	0	1	0	0	0	27
LOGAN	0	0	22	5	0	0	0	0	0	0	0	0	1	28
LORAIN	5	0	125	75	0	0	0	2	0	21	0	80	144	452
LUCAS	2	0	76	94	1	0	0	1	0	14	0	1	20	209

COURTS OF COMMON PLEAS - GENERAL DIVISION
WORKERS COMPENSATION TERMINATIONS (continued)
2003

COUNTY	JURY TRIAL	COURT TRIAL	SETTLED OR		FOR WANT		DIVERSION		UNAVAIL- ABILITY OF PARTY	TRANS- FERRED OUT	PRIVATE JUDGE REFERRAL	BANKRUPTCY	OTHER TERMIN- ATIONS	TOTAL TERMIN- ATIONS
			DISMISSED PRE TRIAL	DIS- MISSAL	OF PROS- ECUTION	MAGI- STRATE	OR ARBI- TRATION	DE- FAULT				STAY / INTER- LOCUTORY APPEAL		
MADISON	0	0	7	5	0	0	0	0	0	0	0	0	2	14
MAHONING	3	1	110	93	0	0	0	2	0	408	0	1	16	634
MARION	0	0	18	20	0	0	0	1	0	1	0	0	1	41
MEDINA	0	0	55	0	0	0	0	0	0	0	0	0	1	56
MEIGS	1	1	12	1	0	0	0	0	0	0	0	0	0	15
MERCER	0	0	5	0	2	0	0	0	0	2	0	0	0	9
MIAMI	2	0	16	25	1	0	0	0	0	5	0	0	3	52
MONROE	0	0	0	4	0	0	0	0	0	0	0	0	4	8
MONTGOMERY	9	1	98	204	9	1	0	8	1	26	0	2	4	363
MORGAN	0	0	3	3	0	0	0	0	0	0	0	0	0	6
MORROW	0	0	1	2	0	0	0	0	0	0	0	0	2	5
MUSKINGUM	0	0	4	10	0	0	0	0	0	0	0	0	1	15
NOBLE	0	0	0	0	0	0	0	0	0	0	0	0	0	0
OTTAWA	0	0	3	5	0	0	0	1	0	0	0	0	0	9
PAULDING	0	0	1	2	0	0	0	0	0	0	0	0	0	3
PERRY	0	0	4	0	0	0	0	0	0	0	0	0	0	4
PICKAWAY	0	0	3	17	0	0	0	2	0	0	0	0	3	25
PIKE	0	0	4	7	0	0	0	0	0	0	0	0	0	11
PORTAGE	1	0	32	17	0	0	0	1	0	4	0	0	2	57
PREBLE	0	0	0	1	0	0	0	0	0	0	0	0	0	1
PUTNAM	0	0	0	4	0	0	0	0	0	0	0	0	0	4
RICHLAND	1	0	102	1	0	1	0	1	0	3	0	1	7	117
ROSS	1	0	13	8	0	0	0	0	0	0	0	0	0	22
SANDUSKY	0	0	12	10	0	0	0	1	0	1	0	0	7	31
SCIOTO	2	0	4	25	2	0	0	0	0	4	0	0	4	41
SENECA	0	0	11	5	0	0	0	0	0	1	0	0	3	20
SHELBY	0	0	9	5	17	0	0	0	0	0	0	0	0	31
STARK	8	0	298	14	16	6	55	1	0	58	0	2	30	488
SUMMIT	4	0	198	89	2	0	45	17	0	72	0	4	262	693
TRUMBULL	4	6	220	15	0	0	0	0	0	236	4	1	10	496
TUSCARAWAS	2	0	51	0	27	0	0	1	0	10	0	0	7	98
UNION	1	1	22	20	1	0	0	0	0	1	0	0	4	50
VAN WERT	0	0	1	2	0	0	0	1	0	0	0	1	2	7
VINTON	0	0	0	0	0	0	0	0	0	0	0	0	0	0
WARREN	1	3	31	12	0	0	0	0	0	2	0	0	6	55
WASHINGTON	0	0	5	6	0	0	0	0	0	0	0	2	1	14
WAYNE	0	0	27	4	15	0	0	1	0	3	0	0	10	60
WILLIAMS	0	0	16	2	0	0	0	0	0	1	0	0	1	20
WOOD	1	0	34	10	0	0	0	1	0	11	0	0	4	61
WYANDOT	0	0	2	7	1	0	0	0	0	0	0	0	0	10
STATEWIDE	109	30	3,024	3,026	230	28	103	55	1	1,280	4	122	874	8,886

COURTS OF COMMON PLEAS - GENERAL DIVISION
FORECLOSURE OVERALL CASELOADS
2003

<u>COUNTY</u>	<u>CASES PENDING JANUARY 1</u>	<u>NEW FILINGS</u>	<u>REACTIVATIONS AND TRANSFERS</u>	<u>TOTAL CASES</u>	<u>TOTAL TERMIN- ATIONS</u>	<u>CLEARANCE RATE</u>	<u>CASES PENDING DECEMBER 31</u>	<u>CASES PENDING BEYOND TIME GUIDELINES</u>
ADAMS	38	110	0	148	120	109.1%	28	1
ALLEN	310	551	106	967	726	110.5%	241	13
ASHLAND	44	176	4	224	169	93.9%	55	0
ASHTABULA	220	587	45	852	573	90.7%	279	12
ATHENS	41	118	17	176	122	90.4%	54	1
AUGLAIZE	42	153	11	206	159	97.0%	47	0
BELMONT	75	173	36	284	217	103.8%	67	6
BROWN	117	246	9	372	224	87.8%	148	22
BUTLER	850	1,853	218	2,921	2,113	102.0%	808	18
CARROLL	52	137	0	189	137	100.0%	52	0
CHAMPAIGN	205	221	18	444	272	113.8%	172	29
CLARK	473	942	64	1,479	1,061	105.5%	418	41
CLERMONT	397	776	68	1,241	886	105.0%	355	24
CLINTON	92	217	14	323	234	101.3%	89	1
COLUMBIANA	165	599	40	804	592	92.6%	212	2
COSHOCTON	57	143	12	212	166	107.1%	46	1
CRAWFORD	81	181	42	304	234	104.9%	70	2
CUYAHOGA	322	8,686	1486	10,494	10,185	100.1%	309	6
DARKE	82	203	8	293	218	103.3%	75	0
DEFIANCE	72	133	3	208	122	89.7%	86	3
DELAWARE	115	402	61	578	371	80.1%	207	4
ERIE	149	306	19	474	257	79.1%	217	39
FAIRFIELD	241	505	49	795	614	110.8%	181	11
FAYETTE	110	137	5	252	160	112.7%	92	10
FRANKLIN	2,792	6,072	411	9,275	6,628	102.2%	2,647	76
FULTON	58	135	3	196	146	105.8%	50	0
GALLIA	22	79	0	101	85	107.6%	16	0
GEAUGA	92	228	15	335	242	99.6%	93	0
GREENE	201	549	43	793	519	87.7%	274	18
GUERNSEY	90	208	42	340	273	109.2%	67	0
HAMILTON	1,633	4,076	443	6,152	4,452	98.5%	1,700	60
HANCOCK	125	200	18	343	206	94.5%	137	18
HARDIN	127	152	15	294	160	95.8%	134	8
HARRISON	21	53	3	77	53	94.6%	24	1
HENRY	52	79	0	131	107	135.4%	24	0
HIGHLAND	123	254	0	377	302	118.9%	75	11
HOCKING	46	131	0	177	132	100.8%	45	1
HOLMES	13	78	0	91	81	103.8%	10	0
HURON	88	248	18	354	265	99.6%	89	2
JACKSON	60	185	1	246	166	89.2%	80	5
JEFFERSON	101	213	27	341	257	107.1%	84	7
KNOX	204	235	26	465	235	90.0%	230	63
LAKE	375	783	86	1,244	901	103.7%	343	14
LAWRENCE	76	182	36	294	217	99.5%	77	7
LICKING	188	781	73	1,042	776	90.9%	266	8
LOGAN	88	224	32	344	273	106.6%	71	2
LORAIN	580	1,465	123	2,168	1,580	99.5%	588	18
LUCAS	1,202	2,561	157	3,920	2,806	103.2%	1,114	44

COURTS OF COMMON PLEAS - GENERAL DIVISION

FORECLOSURE OVERALL CASELOADS (continued)

2003

<u>COUNTY</u>	<u>CASES PENDING JANUARY 1</u>	<u>NEW FILINGS</u>	<u>REACTIVATIONS AND TRANSFERS</u>	<u>TOTAL CASES</u>	<u>TOTAL TERMIN- ATIONS</u>	<u>CLEARANCE RATE</u>	<u>CASES PENDING DECEMBER 31</u>	<u>CASES PENDING BEYOND TIME GUIDELINES</u>
MADISON	65	158	33	256	197	103.1%	59	4
MAHONING	608	1,443	347	2,398	1,645	91.9%	753	25
MARION	184	414	72	670	488	100.4%	182	8
MEDINA	178	581	21	780	569	94.5%	211	0
MEIGS	27	62	17	106	82	103.8%	24	0
MERCER	40	96	8	144	113	108.7%	31	0
MIAMI	132	423	52	607	451	94.9%	156	0
MONROE	8	27	0	35	22	81.5%	13	2
MONTGOMERY	1,485	4,220	396	6,101	4,589	99.4%	1,512	36
MORGAN	17	39	31	87	67	95.7%	20	0
MORROW	190	233	261	684	155	31.4%	529	382
MUSKINGUM	160	371	28	559	399	100.0%	160	14
NOBLE	28	24	3	55	35	129.6%	20	11
OTTAWA	54	139	10	203	127	85.2%	76	1
PAULDING	57	107	19	183	127	100.8%	56	3
PERRY	36	192	0	228	178	92.7%	50	0
PICKAWAY	67	188	14	269	199	98.5%	70	0
PIKE	38	103	1	142	99	95.2%	43	4
PORTAGE	249	550	0	799	553	100.5%	246	24
PREBLE	122	248	15	385	300	114.1%	85	1
PUTNAM	21	84	9	114	77	82.8%	37	1
RICHLAND	306	559	73	938	708	112.0%	230	6
ROSS	108	310	29	447	306	90.3%	141	21
SANDUSKY	71	193	20	284	203	95.3%	81	3
SCIOTO	125	289	8	422	323	108.8%	99	4
SENECA	51	221	17	289	232	97.5%	57	1
SHELBY	55	219	14	288	217	93.1%	71	0
STARK	603	2,119	231	2,953	2,375	101.1%	578	2
SUMMIT	1,232	3,352	290	4,874	3,636	99.8%	1,238	24
TRUMBULL	530	1,092	194	1,816	1,292	100.5%	524	12
TUSCARAWAS	121	252	36	409	302	104.9%	107	2
UNION	35	189	26	250	195	90.7%	55	0
VAN WERT	48	120	28	196	161	108.8%	35	0
VINTON	19	35	3	57	35	92.1%	22	0
WARREN	274	723	171	1,168	923	103.2%	245	9
WASHINGTON	86	209	0	295	203	97.1%	92	5
WAYNE	98	272	21	391	303	103.4%	88	1
WILLIAMS	34	153	5	192	158	100.0%	34	0
WOOD	124	283	29	436	327	104.8%	109	8
WYANDOT	13	65	13	91	64	82.1%	27	0
STATEWIDE	20,406	57,083	6,452	83,941	63,229	99.5%	20,712	1,223

88

COURTS OF COMMON PLEAS - GENERAL DIVISION

FORECLOSURE TERMINATIONS

2003

COUNTY	JURY TRIAL	COURT TRIAL	SETTLED OR		FOR WANT OF PROSECUTION	MAGISTRATE	DIVERSION OR ARBITRATION	DEFAULT	UNAVAILABILITY OF PARTY	TRANSFERRED OUT	PRIVATE JUDGE REFERRAL	BANKRUPTCY		TOTAL TERMINATIONS
			DISMISSED PRE TRIAL	DISMISSAL								STAY / INTER-LOCUTORY APPEAL	OTHER TERMINATIONS	
ADAMS	0	0	0	28	0	0	0	68	0	17	0	5	2	120
ALLEN	0	2	5	143	10	0	0	15	0	2	0	60	489	726
ASHLAND	0	0	0	35	0	0	0	0	0	0	0	9	125	169
ASHTABULA	0	0	61	105	0	0	2	271	0	2	0	49	83	573
ATHENS	0	0	0	33	0	0	0	58	0	7	0	13	11	122
AUGLAIZE	0	0	1	37	3	0	0	84	0	0	0	13	21	159
BELMONT	0	0	1	63	0	0	0	140	0	1	0	11	1	217
BROWN	0	2	4	45	2	0	0	143	0	1	0	14	13	224
BUTLER	0	4	182	414	17	0	0	1,238	0	10	0	158	90	2,113
CARROLL	0	0	47	4	0	0	0	63	0	0	0	22	1	137
CHAMPAIGN	0	0	87	9	0	0	1	151	0	0	0	16	8	272
CLARK	0	1	98	148	4	0	0	673	0	3	0	63	71	1,061
CLERMONT	0	38	86	249	0	316	1	71	1	4	0	101	19	886
CLINTON	0	0	47	1	1	0	0	0	0	2	0	18	165	234
COLUMBIANA	0	1	48	89	37	0	0	339	0	0	0	52	26	592
COSHOCTON	0	1	1	36	2	0	0	107	0	0	0	8	11	166
CRAWFORD	0	0	4	46	7	0	0	121	0	0	0	10	46	234
CUYAHOGA	1	0	0	14	49	10,098	0	4	0	0	0	2	17	10,185
DARKE	0	0	4	52	2	0	0	128	0	0	0	29	3	218
DEFIANCE	0	82	3	33	2	0	0	0	0	0	0	2	0	122
DELAWARE	0	2	34	80	25	0	0	162	0	1	0	56	11	371
ERIE	0	0	2	73	0	0	0	124	0	5	0	19	34	257
FAIRFIELD	0	0	8	138	12	0	1	355	0	10	0	59	31	614
FAYETTE	0	2	2	37	0	0	0	14	0	0	0	22	83	160
FRANKLIN	1	18	274	1,500	86	14	0	3,308	0	24	5	651	747	6,628
FULTON	0	0	38	18	2	0	0	86	0	1	0	1	0	146
GALLIA	0	1	0	16	4	0	0	56	0	2	0	6	0	85
GEAUGA	0	0	53	31	6	0	0	80	0	1	0	20	51	242
GREENE	0	0	24	135	2	1	0	284	0	6	0	52	15	519
GUERNSEY	0	0	12	45	7	0	0	141	0	0	0	49	19	273
HAMILTON	0	1	1071	128	331	1,736	31	350	0	148	0	314	342	4,452
HANCOCK	0	0	14	56	1	0	15	91	0	2	0	27	0	206
HARDIN	0	2	14	20	3	0	0	54	0	0	0	28	39	160
HARRISON	0	0	8	11	3	0	0	25	0	0	0	6	0	53
HENRY	0	0	0	24	0	0	0	20	0	0	0	0	63	107
HIGHLAND	0	2	1	73	0	0	0	187	0	1	0	22	16	302
HOCKING	0	9	69	47	0	0	0	0	0	0	0	7	0	132
HOLMES	0	3	23	5	0	0	0	42	0	0	0	6	2	81
HURON	0	0	4	54	9	0	0	151	0	1	0	17	29	265
JACKSON	0	0	3	46	0	0	0	105	0	0	0	7	5	166
JEFFERSON	0	0	9	50	1	0	1	125	0	2	0	14	55	257
KNOX	0	0	8	100	1	0	0	0	0	0	0	26	100	235
LAKE	0	1	6	288	11	0	1	406	0	4	0	107	77	901
LAWRENCE	0	1	3	63	6	0	0	103	0	5	0	15	21	217
LICKING	0	0	11	146	6	0	0	477	1	13	0	74	48	776
LOGAN	0	0	3	48	5	0	0	182	0	1	0	26	8	273
LORAIN	0	3	87	321	5	0	18	760	0	68	0	192	126	1,580
LUCAS	0	1	197	393	16	0	0	1,707	0	4	0	231	257	2,806

COURTS OF COMMON PLEAS - GENERAL DIVISION

FORECLOSURE TERMINATIONS (continued)

2003

COUNTY	JURY TRIAL	COURT TRIAL	SETTLED OR		FOR WANT OF PROSECUTION	MAGISTRATE	DIVERSION OR ARBITRATION	DE-FULT	UNAVAIL-ABILITY OF PARTY	TRANS-FERRED OUT	PRIVATE JUDGE REFERRAL	BANKRUPTCY		TOTAL TERMINATIONS
			DISMISSED PRE TRIAL	DIS-MISSAL								STAY / INTER-LOCUTORY APPEAL	OTHER TERMINATIONS	
MADISON	0	0	0	57	0	0	0	3	0	2	0	16	119	197
MAHONING	0	0	27	430	0	2	13	904	5	11	0	225	28	1,645
MARION	0	0	10	90	24	0	0	249	0	2	0	32	81	488
MEDINA	0	1	206	9	0	0	0	281	0	6	0	36	30	569
MEIGS	0	3	17	3	0	0	0	49	0	1	0	6	3	82
MERCER	0	0	1	7	20	0	0	71	0	1	0	13	0	113
MIAMI	0	0	10	87	3	0	0	274	0	1	0	40	36	451
MONROE	0	0	0	6	0	0	0	14	0	0	0	0	2	22
MONTGOMERY	1	0	37	800	200	13	0	2,774	4	15	0	410	335	4,589
MORGAN	0	0	1	10	2	0	0	21	0	1	0	7	25	67
MORROW	0	0	0	36	0	0	0	64	0	0	0	16	39	155
MUSKINGUM	0	0	7	91	0	0	0	262	0	0	0	31	8	399
NOBLE	0	6	1	16	0	0	0	5	0	0	0	0	7	35
OTTAWA	0	0	8	26	1	0	0	87	0	0	0	3	2	127
PAULDING	1	0	2	38	0	0	0	66	0	1	0	17	2	127
PERRY	0	0	62	0	1	0	0	86	0	0	0	12	17	178
PICKAWAY	0	0	0	46	0	0	0	127	0	2	0	20	4	199
PIKE	0	1	0	29	0	0	0	54	0	0	0	12	3	99
PORTAGE	0	0	3	155	7	0	0	309	0	3	15	22	39	553
PREBLE	0	1	0	100	0	0	0	167	0	0	0	31	1	300
PUTNAM	0	1	0	23	0	1	0	6	0	0	0	12	34	77
RICHLAND	0	0	156	0	6	0	1	376	0	3	0	47	119	708
ROSS	0	0	4	70	0	0	0	185	0	0	0	25	22	306
SANDUSKY	0	1	8	63	0	0	0	5	3	2	0	13	108	203
SCIOTO	0	0	0	77	1	0	0	172	0	2	0	16	55	323
SENECA	0	0	24	45	0	0	0	113	1	3	0	16	30	232
SHELBY	0	2	3	22	22	0	0	130	0	0	0	28	10	217
STARK	0	1	106	367	117	0	2	1,385	0	31	0	214	152	2,375
SUMMIT	0	0	168	593	56	3	20	1,929	1	62	1	378	425	3,636
TRUMBULL	0	454	344	31	2	0	0	251	0	5	0	181	24	1,292
TUSCARAWAS	1	1	14	5	50	0	0	169	0	1	0	25	36	302
UNION	0	7	24	11	1	0	0	88	0	0	0	23	41	195
VAN WERT	0	0	18	23	2	0	0	82	0	0	0	18	18	161
VINTON	0	6	8	5	0	0	0	8	0	0	0	8	0	35
WARREN	0	2	186	101	0	0	0	262	0	2	0	68	302	923
WASHINGTON	0	2	34	34	1	0	0	83	0	1	0	44	4	203
WAYNE	0	0	43	19	22	0	0	167	0	2	0	25	25	303
WILLIAMS	0	0	5	34	0	0	0	101	0	0	0	8	10	158
WOOD	0	1	16	88	14	0	0	143	1	17	0	22	25	327
WYANDOT	0	0	1	21	3	0	0	25	0	0	0	2	12	64
STATEWIDE	5	667	4,211	9,198	1,233	12,184	107	24,616	17	525	21	4,831	5,614	63,229

88

COURTS OF COMMON PLEAS - GENERAL DIVISION
ADMINISTRATIVE APPEAL OVERALL CASELOADS
2003

<u>COUNTY</u>	<u>CASES PENDING JANUARY 1</u>	<u>NEW FILINGS</u>	<u>REACTIVATIONS AND TRANSFERS</u>	<u>TOTAL CASES</u>	<u>TOTAL TERMIN- ATIONS</u>	<u>CLEARANCE RATE</u>	<u>CASES PENDING DECEMBER 31</u>	<u>CASES PENDING BEYOND TIME GUIDELINES</u>
ADAMS	0	0	0	0	0	-	0	0
ALLEN	7	11	0	18	12	109.1%	6	0
ASHLAND	2	2	0	4	4	200.0%	0	0
ASHTABULA	7	10	0	17	12	120.0%	5	1
ATHENS	11	10	0	21	17	170.0%	4	2
AUGLAIZE	1	2	0	3	3	150.0%	0	0
BELMONT	4	3	1	8	5	125.0%	3	2
BROWN	4	0	1	5	0	-	5	5
BUTLER	24	16	4	44	28	140.0%	16	6
CARROLL	0	2	0	2	2	100.0%	0	0
CHAMPAIGN	12	7	0	19	6	85.7%	13	10
CLARK	9	5	0	14	3	60.0%	11	9
CLERMONT	13	10	1	24	18	163.6%	6	3
CLINTON	5	4	0	9	4	100.0%	5	3
COLUMBIANA	1	3	1	5	4	100.0%	1	0
COSHOCTON	1	2	1	4	2	66.7%	2	0
CRAWFORD	1	2	0	3	1	50.0%	2	1
CUYAHOGA	115	169	20	304	175	92.6%	129	37
DARKE	3	1	0	4	3	300.0%	1	0
DEFIANCE	0	0	0	0	0	-	0	0
DELAWARE	1	12	0	13	6	50.0%	7	0
ERIE	40	6	0	46	7	116.7%	39	20
FAIRFIELD	9	2	1	12	9	300.0%	3	2
FAYETTE	6	7	0	13	5	71.4%	8	2
FRANKLIN	251	304	37	592	377	110.6%	215	30
FULTON	21	18	0	39	19	105.6%	20	6
GALLIA	8	20	0	28	14	70.0%	14	1
GEAUGA	6	16	2	24	15	83.3%	9	0
GREENE	9	11	1	21	11	91.7%	10	1
GUERNSEY	1	1	0	2	2	200.0%	0	0
HAMILTON	114	115	16	245	117	89.3%	128	5
HANCOCK	4	6	0	10	2	33.3%	8	2
HARDIN	4	2	1	7	4	133.3%	3	1
HARRISON	0	0	0	0	0	-	0	0
HENRY	1	0	0	1	1	-	0	0
HIGHLAND	3	4	0	7	3	75.0%	4	1
HOCKING	0	0	0	0	0	-	0	0
HOLMES	1	0	0	1	1	-	0	0
HURON	1	2	0	3	1	50.0%	2	0
JACKSON	0	0	0	0	0	-	0	0
JEFFERSON	1	4	1	6	4	80.0%	2	1
KNOX	6	5	0	11	8	160.0%	3	0
LAKE	17	24	4	45	28	100.0%	17	2
LAWRENCE	5	0	0	5	3	-	2	2
LICKING	8	9	1	18	11	110.0%	7	1
LOGAN	3	3	0	6	6	200.0%	0	0
LORAIN	0	1	0	1	0	0.0%	1	0
LUCAS	27	31	1	59	36	112.5%	23	10

COURTS OF COMMON PLEAS - GENERAL DIVISION
ADMINISTRATIVE APPEAL OVERALL CASELOADS (continued)
2003

<u>COUNTY</u>	<u>CASES PENDING JANUARY 1</u>	<u>NEW FILINGS</u>	<u>REACTIVATIONS AND TRANSFERS</u>	<u>TOTAL CASES</u>	<u>TOTAL TERMIN- ATIONS</u>	<u>CLEARANCE RATE</u>	<u>CASES PENDING DECEMBER 31</u>	<u>CASES PENDING BEYOND TIME GUIDELINES</u>
MADISON	3	0	0	3	3	-	0	0
MAHONING	50	38	5	93	19	44.2%	74	34
MARION	7	10	9	26	25	131.6%	1	0
MEDINA	14	21	2	37	29	126.1%	8	0
MEIGS	1	0	0	1	1	-	0	0
MERCER	1	3	0	4	3	100.0%	1	0
MIAMI	4	3	2	9	7	140.0%	2	0
MONROE	0	0	0	0	0	-	0	0
MONTGOMERY	34	33	3	70	40	111.1%	30	4
MORGAN	0	0	0	0	0	-	0	0
MORROW	2	25	52	79	1	1.3%	78	59
MUSKINGUM	3	9	0	12	6	66.7%	6	1
NOBLE	3	0	0	3	1	-	2	2
OTTAWA	4	5	0	9	3	60.0%	6	1
PAULDING	0	0	0	0	0	-	0	0
PERRY	0	3	0	3	3	100.0%	0	0
PICKAWAY	1	5	0	6	6	120.0%	0	0
PIKE	6	2	0	8	8	400.0%	0	0
PORTAGE	20	10	0	30	21	210.0%	9	2
PREBLE	8	6	0	14	7	116.7%	7	2
PUTNAM	0	0	0	0	0	-	0	0
RICHLAND	5	4	2	11	8	133.3%	3	1
ROSS	2	9	0	11	3	33.3%	8	1
SANDUSKY	6	1	1	8	8	400.0%	0	0
SCIOTO	10	7	1	18	12	150.0%	6	2
SENECA	3	4	0	7	5	125.0%	2	0
SHELBY	5	10	0	15	12	120.0%	3	0
STARK	19	35	7	61	46	109.5%	15	1
SUMMIT	45	72	14	131	69	80.2%	62	11
TRUMBULL	27	19	3	49	22	100.0%	27	14
TUSCARAWAS	1	3	0	4	2	66.7%	2	0
UNION	1	5	0	6	2	40.0%	4	0
VAN WERT	0	1	0	1	0	0.0%	1	0
VINTON	0	0	0	0	0	-	0	0
WARREN	12	12	0	24	18	150.0%	6	2
WASHINGTON	2	6	0	8	6	100.0%	2	0
WAYNE	2	6	4	12	5	50.0%	7	0
WILLIAMS	0	0	1	1	1	-	0	0
WOOD	7	9	5	21	17	121.4%	4	0
WYANDOT	0	0	0	0	0	-	0	0
STATEWIDE	1,075	1,238	205	2,518	1,408	97.6%	1,110	303

88

COURTS OF COMMON PLEAS - GENERAL DIVISION

ADMINISTRATIVE APPEAL TERMINATIONS

2003

COUNTY	JURY TRIAL	COURT TRIAL	SETTLED OR		FOR WANT OF PROSECUTION	MAGISTRATE	DIVERSION OR ARBITRATION	DEFAULT	UNAVAILABILITY OF PARTY	TRANSFERRED OUT	PRIVATE JUDGE REFERRAL	BANKRUPTCY		TOTAL TERMINATIONS	
			DISMISSED PRE TRIAL	DISMISSAL								STAY / INTER-LOCUTORY APPEAL	OTHER TERMINATIONS		
ADAMS	0	0	0	0	0	0	0	0	0	0	0	0	0	0	
ALLEN	0	1	0	8	0	0	0	0	0	0	0	0	0	3	12
ASHLAND	0	2	0	0	0	0	0	0	0	0	0	0	0	2	4
ASHTABULA	0	0	1	4	0	0	0	0	0	1	0	1	5	12	
ATHENS	0	1	1	12	0	0	0	0	0	1	0	0	2	17	
AUGLAIZE	0	0	0	0	0	0	0	0	0	1	0	0	2	3	
BELMONT	0	0	0	4	0	0	0	0	0	0	0	0	1	5	
BROWN	0	0	0	0	0	0	0	0	0	0	0	0	0	0	
BUTLER	0	2	12	2	1	0	0	1	0	1	0	1	8	28	
CARROLL	0	0	1	1	0	0	0	0	0	0	0	0	0	2	
CHAMPAIGN	1	0	4	1	0	0	0	0	0	0	0	0	0	6	
CLARK	0	1	0	1	0	0	0	0	0	0	0	0	1	3	
CLERMONT	0	6	1	6	0	0	0	0	0	2	0	0	3	18	
CLINTON	0	0	2	0	0	0	0	0	0	0	0	0	2	4	
COLUMBIANA	0	0	0	2	0	0	0	0	0	0	0	0	2	4	
COSHOCTON	0	0	1	0	0	0	0	0	0	1	0	0	0	2	
CRAWFORD	0	0	0	0	0	0	0	0	0	0	0	0	1	1	
CUYAHOGA	0	3	1	67	0	0	1	0	0	7	0	0	96	175	
DARKE	0	0	2	0	0	0	0	0	0	0	0	0	1	3	
DEFIANCE	0	0	0	0	0	0	0	0	0	0	0	0	0	0	
DELAWARE	0	0	2	1	1	0	0	0	0	0	0	0	2	6	
ERIE	0	0	3	3	0	0	0	0	0	1	0	0	0	7	
FAIRFIELD	0	1	1	1	1	0	0	2	0	1	0	0	2	9	
FAYETTE	0	0	0	3	0	0	0	0	0	0	0	0	2	5	
FRANKLIN	0	0	16	68	12	102	0	2	0	18	0	10	149	377	
FULTON	0	0	19	0	0	0	0	0	0	0	0	0	0	19	
GALLIA	0	0	6	7	0	0	0	0	0	1	0	0	0	14	
GEAUGA	0	0	0	2	1	0	0	0	0	1	0	0	11	15	
GREENE	0	0	0	5	0	0	1	0	0	2	0	0	3	11	
GUERNSEY	0	0	1	0	0	0	0	0	0	0	0	0	1	2	
HAMILTON	0	0	38	18	4	9	0	0	0	6	0	1	41	117	
HANCOCK	0	0	2	0	0	0	0	0	0	0	0	0	0	2	
HARDIN	0	1	1	1	0	0	0	0	0	0	0	0	1	4	
HARRISON	0	0	0	0	0	0	0	0	0	0	0	0	0	0	
HENRY	0	0	0	0	0	0	0	0	0	0	0	0	1	1	
HIGHLAND	0	0	1	1	0	0	0	0	0	0	0	0	1	3	
HOCKING	0	0	0	0	0	0	0	0	0	0	0	0	0	0	
HOLMES	0	0	0	1	0	0	0	0	0	0	0	0	0	1	
HURON	0	0	0	1	0	0	0	0	0	0	0	0	0	1	
JACKSON	0	0	0	0	0	0	0	0	0	0	0	0	0	0	
JEFFERSON	0	0	1	1	0	0	0	0	0	2	0	0	0	4	
KNOX	0	0	5	1	0	0	0	0	0	0	0	0	2	8	
LAKE	0	4	0	6	0	0	0	0	0	6	0	2	10	28	
LAWRENCE	0	0	0	3	0	0	0	0	0	0	0	0	0	3	
LICKING	0	2	1	4	1	0	0	0	0	1	0	0	2	11	
LOGAN	0	1	2	1	0	0	0	0	0	0	0	0	2	6	
LORAIN	0	0	0	0	0	0	0	0	0	0	0	0	0	0	
LUCAS	0	0	5	10	1	0	0	0	0	1	0	4	15	36	

COURTS OF COMMON PLEAS - GENERAL DIVISION

ADMINISTRATIVE APPEAL TERMINATIONS (continued)

2003

COUNTY	JURY TRIAL	COURT TRIAL	SETTLED OR		FOR WANT		DIVERSION OR ARBITRATION	DE-FULT	UNAVAIL- ABILITY OF PARTY	TRANS- FERRED OUT	PRIVATE JUDGE REFERRAL	BANKRUPTCY		TOTAL TERMINATIONS	
			DISMISSED PRE TRIAL	DIS- MISSAL	OF PROS- ECUTION	MAGI- STRATE						STAY/INTER- LOCUTORY APPEAL	OTHER TERMINATIONS		
MADISON	0	0	0	0	0	0	0	0	0	0	0	0	0	3	3
MAHONING	0	0	1	5	0	5	1	0	0	2	0	1	4	19	19
MARION	0	0	6	0	0	0	0	0	0	2	0	0	17	25	25
MEDINA	0	4	18	0	0	0	0	1	0	2	0	0	4	29	29
MEIGS	0	1	0	0	0	0	0	0	0	0	0	0	0	1	1
MERCER	0	0	1	0	0	0	0	0	0	0	0	0	2	3	3
MIAMI	0	1	0	2	0	0	0	0	0	0	0	1	3	7	7
MONROE	0	0	0	0	0	0	0	0	0	0	0	0	0	0	0
MONTGOMERY	0	0	4	18	4	3	0	9	0	2	0	0	0	40	40
MORGAN	0	0	0	0	0	0	0	0	0	0	0	0	0	0	0
MORROW	0	0	0	0	0	0	0	0	0	0	0	0	1	1	1
MUSKINGUM	0	0	0	2	0	0	0	0	0	1	0	0	3	6	6
NOBLE	0	0	0	1	0	0	0	0	0	0	0	0	0	1	1
OTTAWA	0	0	1	1	0	0	0	0	0	0	0	0	1	3	3
PAULDING	0	0	0	0	0	0	0	0	0	0	0	0	0	0	0
PERRY	0	0	1	0	0	0	0	0	0	0	0	0	2	3	3
PICKAWAY	0	0	0	1	0	0	0	2	0	1	0	1	1	6	6
PIKE	0	2	0	5	0	0	0	0	0	0	0	0	1	8	8
PORTAGE	0	0	1	3	2	0	0	2	0	1	1	0	11	21	21
PREBLE	2	0	1	3	0	0	0	0	0	0	0	1	0	7	7
PUTNAM	0	0	0	0	0	0	0	0	0	0	0	0	0	0	0
RICHLAND	0	0	2	0	0	0	0	0	0	0	0	0	6	8	8
ROSS	0	0	0	1	0	0	0	0	0	0	0	0	2	3	3
SANDUSKY	0	0	0	1	0	0	0	0	0	0	0	1	6	8	8
SCIOTO	0	0	0	3	0	0	0	0	0	1	0	0	8	12	12
SENECA	0	0	2	1	0	0	0	0	0	0	0	0	2	5	5
SHELBY	0	0	0	2	1	0	0	0	0	0	0	0	9	12	12
STARK	1	1	12	3	2	0	0	0	0	3	0	2	22	46	46
SUMMIT	0	8	8	10	0	2	0	2	0	6	0	2	31	69	69
TRUMBULL	0	7	9	1	0	0	0	0	0	4	0	0	1	22	22
TUSCARAWAS	0	1	0	0	0	0	0	0	0	0	0	0	1	2	2
UNION	0	1	0	0	0	0	0	0	0	0	0	0	1	2	2
VAN WERT	0	0	0	0	0	0	0	0	0	0	0	0	0	0	0
VINTON	0	0	0	0	0	0	0	0	0	0	0	0	0	0	0
WARREN	0	2	2	5	0	0	0	0	0	2	0	0	7	18	18
WASHINGTON	0	2	0	2	0	0	0	0	0	1	0	0	1	6	6
WAYNE	1	0	1	0	1	0	0	0	0	0	0	0	2	5	5
WILLIAMS	0	0	0	0	0	0	0	0	0	0	0	0	1	1	1
WOOD	0	0	3	1	1	0	0	0	0	5	0	0	7	17	17
WYANDOT	0	0	0	0	0	0	0	0	0	0	0	0	0	0	0
STATEWIDE	5	55	203	317	33	121	3	21	0	87	1	28	534	1,408	1,408

88

COURTS OF COMMON PLEAS - GENERAL DIVISION
COMPLEX LITIGATION OVERALL CASELOADS
2003

<i>COUNTY</i>	<i>CASES PENDING JANUARY 1</i>	<i>NEW FILINGS</i>	<i>REACTIVATIONS AND TRANSFERS</i>	<i>TOTAL CASES</i>	<i>TOTAL TERMIN- ATIONS</i>	<i>CLEARANCE RATE</i>	<i>CASES PENDING DECEMBER 31</i>	<i>CASES PENDING BEYOND TIME GUIDELINES</i>
ADAMS	0	0	0	0	0	-	0	0
ALLEN	0	0	0	0	0	-	0	0
ASHLAND	0	0	4	4	2	50.0%	2	0
ASHTABULA	0	0	0	0	0	-	0	0
ATHENS	2	0	0	2	1	-	1	0
AUGLAIZE	8	0	0	8	8	-	0	0
BELMONT	3	0	1	4	1	100.0%	3	2
BROWN	0	0	0	0	0	-	0	0
BUTLER	1	0	4	5	5	125.0%	0	0
CARROLL	0	0	0	0	0	-	0	0
CHAMPAIGN	0	0	0	0	0	-	0	0
CLARK	0	0	0	0	0	-	0	0
CLERMONT	1	0	0	1	1	-	0	0
CLINTON	0	0	0	0	0	-	0	0
COLUMBIANA	1	0	1	2	0	0.0%	2	0
COSHOCTON	0	0	0	0	0	-	0	0
CRAWFORD	0	0	0	0	0	-	0	0
CUYAHOGA	15	0	12	27	16	133.3%	11	2
DARKE	0	0	0	0	0	-	0	0
DEFIANCE	0	0	0	0	0	-	0	0
DELAWARE	1	0	0	1	0	-	1	0
ERIE	0	0	0	0	0	-	0	0
FAIRFIELD	0	0	0	0	0	-	0	0
FAYETTE	0	0	0	0	1	-	-1	0
FRANKLIN	27	0	33	60	24	72.7%	36	0
FULTON	0	0	2	2	1	50.0%	1	0
GALLIA	0	0	0	0	0	-	0	0
GEAUGA	0	0	0	0	0	-	0	0
GREENE	0	0	0	0	0	-	0	0
GUERNSEY	2	0	3	5	2	66.7%	3	0
HAMILTON	9	0	4	13	3	75.0%	10	4
HANCOCK	0	0	1	1	0	0.0%	1	0
HARDIN	0	0	0	0	0	-	0	0
HARRISON	0	0	0	0	0	-	0	0
HENRY	0	0	0	0	0	-	0	0
HIGHLAND	0	0	0	0	0	-	0	0
HOCKING	0	0	0	0	0	-	0	0
HOLMES	0	0	0	0	0	-	0	0
HURON	0	0	0	0	0	-	0	0
JACKSON	0	0	0	0	0	-	0	0
JEFFERSON	0	0	0	0	0	-	0	0
KNOX	0	0	0	0	0	-	0	0
LAKE	0	0	0	0	0	-	0	0
LAWRENCE	0	0	0	0	0	-	0	0
LICKING	0	0	0	0	0	-	0	0
LOGAN	1	0	0	1	1	-	0	0
LORAIN	2	0	0	2	0	-	2	2
LUCAS	70	0	7	77	10	142.9%	67	16

COURTS OF COMMON PLEAS - GENERAL DIVISION
COMPLEX LITIGATION OVERALL CASELOADS (continued)
2003

<u>COUNTY</u>	<u>CASES PENDING JANUARY 1</u>	<u>NEW FILINGS</u>	<u>REACTIVATIONS AND TRANSFERS</u>	<u>TOTAL CASES</u>	<u>TOTAL TERMIN- ATIONS</u>	<u>CLEARANCE RATE</u>	<u>CASES PENDING DECEMBER 31</u>	<u>CASES PENDING BEYOND TIME GUIDELINES</u>
MADISON	0	0	0	0	0	-	0	0
MAHONING	0	0	0	0	0	-	0	14
MARION	0	0	0	0	0	-	0	0
MEDINA	3	0	0	3	1	-	2	0
MEIGS	0	0	0	0	0	-	0	0
MERCER	1	0	0	1	0	-	1	0
MIAMI	1	0	0	1	1	-	0	0
MONROE	0	0	0	0	0	-	0	0
MONTGOMERY	0	0	0	0	0	-	0	2
MORGAN	0	0	0	0	0	-	0	0
MORROW	2	0	0	2	2	-	0	0
MUSKINGUM	0	0	0	0	0	-	0	0
NOBLE	0	0	0	0	0	-	0	0
OTTAWA	6	0	1	7	5	500.0%	2	1
PAULDING	0	0	0	0	0	-	0	0
PERRY	0	0	0	0	0	-	0	0
PICKAWAY	0	0	0	0	0	-	0	0
PIKE	0	0	0	0	0	-	0	0
PORTAGE	0	0	0	0	0	-	0	0
PREBLE	0	0	1	1	1	100.0%	0	0
PUTNAM	0	0	0	0	0	-	0	0
RICHLAND	1	0	0	1	0	-	1	1
ROSS	10	0	2	12	3	150.0%	9	1
SANDUSKY	0	0	0	0	0	-	0	0
SCIOTO	2	0	0	2	1	-	1	0
SENECA	0	0	0	0	0	-	0	0
SHELBY	0	0	0	0	0	-	0	0
STARK	0	0	0	0	0	-	0	0
SUMMIT	3	0	1	4	3	300.0%	1	0
TRUMBULL	2	0	2	4	1	50.0%	3	0
TUSCARAWAS	0	0	0	0	0	-	0	0
UNION	0	0	0	0	0	-	0	0
VAN WERT	0	0	0	0	0	-	0	0
VINTON	0	0	0	0	0	-	0	0
WARREN	0	0	0	0	0	-	0	0
WASHINGTON	0	0	2	2	2	100.0%	0	0
WAYNE	0	0	0	0	0	-	0	0
WILLIAMS	0	0	0	0	0	-	0	0
WOOD	1	0	3	4	2	66.7%	2	6
WYANDOT	0	0	0	0	0	-	0	0
STATEWIDE	175	0	84	259	98	116.7%	161	51

88

COURTS OF COMMON PLEAS - GENERAL DIVISION

COMPLEX LITIGATION TERMINATIONS

2003

COUNTY	JURY TRIAL	COURT TRIAL	SETTLED OR		FOR WANT		DIVERSION		UNAVAIL- ABILITY OF PARTY	TRANS- FERRED OUT	PRIVATE JUDGE REFERRAL	BANKRUPTCY	OTHER TERMIN- ATIONS	TOTAL TERMIN- ATIONS
			DISMISSED PRE TRIAL	DIS- MISSAL	OF PROS- ECUTION	MAGI- STRATE	OR ARBI- TRATION	STAY / INTER- LOCUTORY APPEAL						
ADAMS	0	0	0	0	0	0	0	0	0	0	0	0	0	0
ALLEN	0	0	0	0	0	0	0	0	0	0	0	0	0	0
ASHLAND	0	0	0	1	0	0	0	0	0	0	0	0	1	2
ASHTABULA	0	0	0	0	0	0	0	0	0	0	0	0	0	0
ATHENS	0	0	1	0	0	0	0	0	0	0	0	0	0	1
AUGLAIZE	0	0	8	0	0	0	0	0	0	0	0	0	0	8
BELMONT	0	0	0	1	0	0	0	0	0	0	0	0	0	1
BROWN	0	0	0	0	0	0	0	0	0	0	0	0	0	0
BUTLER	0	0	1	0	0	0	0	0	0	0	0	0	4	5
CARROLL	0	0	0	0	0	0	0	0	0	0	0	0	0	0
CHAMPAIGN	0	0	0	0	0	0	0	0	0	0	0	0	0	0
CLARK	0	0	0	0	0	0	0	0	0	0	0	0	0	0
CLERMONT	0	0	0	1	0	0	0	0	0	0	0	0	0	1
CLINTON	0	0	0	0	0	0	0	0	0	0	0	0	0	0
COLUMBIANA	0	0	0	0	0	0	0	0	0	0	0	0	0	0
COSHOCTON	0	0	0	0	0	0	0	0	0	0	0	0	0	0
CRAWFORD	0	0	0	0	0	0	0	0	0	0	0	0	0	0
CUYAHOGA	0	1	0	7	0	0	0	0	0	5	0	0	3	16
DARKE	0	0	0	0	0	0	0	0	0	0	0	0	0	0
DEFIANCE	0	0	0	0	0	0	0	0	0	0	0	0	0	0
DELAWARE	0	0	0	0	0	0	0	0	0	0	0	0	0	0
ERIE	0	0	0	0	0	0	0	0	0	0	0	0	0	0
FAIRFIELD	0	0	0	0	0	0	0	0	0	0	0	0	0	0
FAYETTE	0	0	0	0	0	1	0	0	0	0	0	0	0	1
FRANKLIN	0	0	1	10	3	0	0	0	0	4	0	2	4	24
FULTON	0	0	0	0	0	0	0	0	0	1	0	0	0	1
GALLIA	0	0	0	0	0	0	0	0	0	0	0	0	0	0
GEAUGA	0	0	0	0	0	0	0	0	0	0	0	0	0	0
GREENE	0	0	0	0	0	0	0	0	0	0	0	0	0	0
GUERNSEY	0	0	1	0	0	0	1	0	0	0	0	0	0	2
HAMILTON	0	0	0	0	0	0	0	0	0	2	0	0	1	3
HANCOCK	0	0	0	0	0	0	0	0	0	0	0	0	0	0
HARDIN	0	0	0	0	0	0	0	0	0	0	0	0	0	0
HARRISON	0	0	0	0	0	0	0	0	0	0	0	0	0	0
HENRY	0	0	0	0	0	0	0	0	0	0	0	0	0	0
HIGHLAND	0	0	0	0	0	0	0	0	0	0	0	0	0	0
HOCKING	0	0	0	0	0	0	0	0	0	0	0	0	0	0
HOLMES	0	0	0	0	0	0	0	0	0	0	0	0	0	0
HURON	0	0	0	0	0	0	0	0	0	0	0	0	0	0
JACKSON	0	0	0	0	0	0	0	0	0	0	0	0	0	0
JEFFERSON	0	0	0	0	0	0	0	0	0	0	0	0	0	0
KNOX	0	0	0	0	0	0	0	0	0	0	0	0	0	0
LAKE	0	0	0	0	0	0	0	0	0	0	0	0	0	0
LAWRENCE	0	0	0	0	0	0	0	0	0	0	0	0	0	0
LICKING	0	0	0	0	0	0	0	0	0	0	0	0	0	0
LOGAN	0	0	0	0	0	0	0	0	0	0	0	1	0	1
LORAIN	0	0	0	0	0	0	0	0	0	0	0	0	0	0
LUCAS	1	0	3	3	0	0	0	0	0	0	0	1	2	10

COURTS OF COMMON PLEAS - GENERAL DIVISION
COMPLEX LITIGATION TERMINATIONS (continued)

2003

COUNTY	JURY TRIAL	COURT TRIAL	SETTLED OR		FOR WANT		DIVERSION		UNAVAIL- ABILITY OF PARTY	TRANS- FERRED OUT	PRIVATE JUDGE REFERRAL	BANKRUPTCY	OTHER TERMIN- ATIONS	TOTAL TERMIN- ATIONS
			DISMISSED PRE TRIAL	DIS- MISSAL	OF PROS- ECUTION	MAGI- STRATE	OR ARBI- TRATION	DE- FAULT				STAY / INTER- LOCUTORY APPEAL		
MADISON	0	0	0	0	0	0	0	0	0	0	0	0	0	0
MAHONING	0	0	0	0	0	0	0	0	0	0	0	0	0	0
MARION	0	0	0	0	0	0	0	0	0	0	0	0	0	0
MEDINA	0	0	1	0	0	0	0	0	0	0	0	0	0	1
MEIGS	0	0	0	0	0	0	0	0	0	0	0	0	0	0
MERCER	0	0	0	0	0	0	0	0	0	0	0	0	0	0
MIAMI	0	0	0	0	0	0	0	0	0	0	0	1	0	1
MONROE	0	0	0	0	0	0	0	0	0	0	0	0	0	0
MONTGOMERY	0	0	0	0	0	0	0	0	0	0	0	0	0	0
MORGAN	0	0	0	0	0	0	0	0	0	0	0	0	0	0
MORROW	0	1	0	0	0	0	0	0	0	0	0	0	1	2
MUSKINGUM	0	0	0	0	0	0	0	0	0	0	0	0	0	0
NOBLE	0	0	0	0	0	0	0	0	0	0	0	0	0	0
OTTAWA	0	0	1	0	0	0	0	0	0	0	0	0	4	5
PAULDING	0	0	0	0	0	0	0	0	0	0	0	0	0	0
PERRY	0	0	0	0	0	0	0	0	0	0	0	0	0	0
PICKAWAY	0	0	0	0	0	0	0	0	0	0	0	0	0	0
PIKE	0	0	0	0	0	0	0	0	0	0	0	0	0	0
PORTAGE	0	0	0	0	0	0	0	0	0	0	0	0	0	0
PREBLE	0	0	0	0	0	0	0	1	0	0	0	0	0	1
PUTNAM	0	0	0	0	0	0	0	0	0	0	0	0	0	0
RICHLAND	0	0	0	0	0	0	0	0	0	0	0	0	0	0
ROSS	0	0	2	0	0	0	0	0	0	0	0	0	1	3
SANDUSKY	0	0	0	0	0	0	0	0	0	0	0	0	0	0
SCIOTO	0	1	0	0	0	0	0	0	0	0	0	0	0	1
SENECA	0	0	0	0	0	0	0	0	0	0	0	0	0	0
SHELBY	0	0	0	0	0	0	0	0	0	0	0	0	0	0
STARK	0	0	0	0	0	0	0	0	0	0	0	0	0	0
SUMMIT	0	0	2	0	0	0	0	0	0	0	0	0	1	3
TRUMBULL	0	0	1	0	0	0	0	0	0	0	0	0	0	1
TUSCARAWAS	0	0	0	0	0	0	0	0	0	0	0	0	0	0
UNION	0	0	0	0	0	0	0	0	0	0	0	0	0	0
VAN WERT	0	0	0	0	0	0	0	0	0	0	0	0	0	0
VINTON	0	0	0	0	0	0	0	0	0	0	0	0	0	0
WARREN	0	0	0	0	0	0	0	0	0	0	0	0	0	0
WASHINGTON	0	0	1	0	0	0	0	0	0	0	0	0	1	2
WAYNE	0	0	0	0	0	0	0	0	0	0	0	0	0	0
WILLIAMS	0	0	0	0	0	0	0	0	0	0	0	0	0	0
WOOD	0	0	1	0	0	0	0	0	0	0	0	0	1	2
WYANDOT	0	0	0	0	0	0	0	0	0	0	0	0	0	0
STATEWIDE	1	3	24	23	3	1	1	1	0	12	0	5	24	98

88

COURTS OF COMMON PLEAS - GENERAL DIVISION
OTHER CIVIL OVERALL CASELOADS
2003

<u>COUNTY</u>	<u>CASES PENDING JANUARY 1</u>	<u>NEW FILINGS</u>	<u>REACTIVATIONS AND TRANSFERS</u>	<u>TOTAL CASES</u>	<u>TOTAL TERMIN- ATIONS</u>	<u>CLEARANCE RATE</u>	<u>CASES PENDING DECEMBER 31</u>	<u>CASES PENDING BEYOND TIME GUIDELINES</u>
ADAMS	36	155	0	191	148	95.5%	43	0
ALLEN	160	374	16	550	383	98.2%	167	4
ASHLAND	42	109	1	152	104	94.5%	48	0
ASHTABULA	228	364	19	611	401	104.7%	210	16
ATHENS	142	329	10	481	314	92.6%	167	6
AUGLAIZE	23	65	2	90	62	92.5%	28	0
BELMONT	145	200	21	366	198	89.6%	168	24
BROWN	174	108	3	285	100	90.1%	185	57
BUTLER	572	1,360	99	2,031	1,387	95.1%	644	13
CARROLL	24	65	0	89	62	95.4%	27	0
CHAMPAIGN	75	92	17	184	85	78.0%	99	28
CLARK	323	313	15	651	358	109.1%	293	43
CLERMONT	551	769	52	1,372	738	89.9%	634	178
CLINTON	91	178	8	277	150	80.6%	127	8
COLUMBIANA	190	431	17	638	454	101.3%	184	4
COSHOCTON	54	271	3	328	278	101.5%	50	0
CRAWFORD	126	219	20	365	224	93.7%	141	11
CUYAHOGA	4,299	7,060	555	11,914	8,022	105.3%	3,892	164
DARKE	80	117	2	199	123	103.4%	76	0
DEFIANCE	55	98	1	154	90	90.9%	64	5
DELAWARE	177	356	55	588	385	93.7%	203	8
ERIE	339	231	1	571	258	111.2%	313	109
FAIRFIELD	277	320	48	645	404	109.8%	241	26
FAYETTE	66	112	4	182	95	81.9%	87	14
FRANKLIN	3,012	4,603	353	7,968	5,005	101.0%	2,963	114
FULTON	86	134	4	224	125	90.6%	99	4
GALLIA	63	173	0	236	159	91.9%	77	0
GEAUGA	197	361	24	582	370	96.1%	212	2
GREENE	163	280	20	463	276	92.0%	187	8
GUERNSEY	90	139	11	240	169	112.7%	71	0
HAMILTON	2,925	4,186	269	7,380	4,537	101.8%	2,843	70
HANCOCK	182	242	10	434	242	96.0%	192	20
HARDIN	58	116	4	178	94	78.3%	84	10
HARRISON	21	37	3	61	30	75.0%	31	0
HENRY	113	67	2	182	96	139.1%	86	0
HIGHLAND	211	140	0	351	188	134.3%	163	63
HOCKING	100	106	0	206	128	120.8%	78	1
HOLMES	25	111	0	136	106	95.5%	30	0
HURON	84	163	13	260	196	111.4%	64	0
JACKSON	63	94	0	157	91	96.8%	66	3
JEFFERSON	116	181	8	305	174	92.1%	131	10
KNOX	99	171	6	276	169	95.5%	107	5
LAKE	471	926	92	1,489	991	97.3%	498	1
LAWRENCE	140	205	12	357	197	90.8%	160	6
LICKING	175	437	19	631	415	91.0%	216	5
LOGAN	65	207	5	277	211	99.5%	66	1
LORAIN	772	1,251	37	2,060	1,294	100.5%	766	41
LUCAS	1,328	1,537	81	2,946	1,695	104.8%	1,251	47

COURTS OF COMMON PLEAS - GENERAL DIVISION

OTHER CIVIL OVERALL CASELOADS (continued)

2003

<u>COUNTY</u>	<u>CASES PENDING JANUARY 1</u>	<u>NEW FILINGS</u>	<u>REACTIVATIONS AND TRANSFERS</u>	<u>TOTAL CASES</u>	<u>TOTAL TERMIN- ATIONS</u>	<u>CLEARANCE RATE</u>	<u>CASES PENDING DECEMBER 31</u>	<u>CASES PENDING BEYOND TIME GUIDELINES</u>
MADISON	74	170	22	266	171	89.1%	95	1
MAHONING	1,134	1,800	196	3,130	1,914	95.9%	1,216	101
MARION	131	257	46	434	324	106.9%	110	12
MEDINA	394	725	18	1,137	700	94.2%	437	0
MEIGS	28	49	12	89	67	109.8%	22	0
MERCER	45	61	2	108	69	109.5%	39	3
MIAMI	115	232	19	366	260	103.6%	106	0
MONROE	19	44	2	65	39	84.8%	26	0
MONTGOMERY	903	2,058	101	3,062	2,100	97.3%	962	28
MORGAN	48	86	19	153	73	69.5%	80	3
MORROW	173	113	206	492	98	30.7%	394	291
MUSKINGUM	115	201	8	324	165	78.9%	159	12
NOBLE	44	34	2	80	35	97.2%	45	14
OTTAWA	126	158	8	292	101	60.8%	191	4
PAULDING	57	111	6	174	136	116.2%	38	1
PERRY	37	122	0	159	116	95.1%	43	0
PICKAWAY	58	142	3	203	126	86.9%	77	0
PIKE	86	123	2	211	122	97.6%	89	10
PORTAGE	336	486	2	824	474	97.1%	350	26
PREBLE	58	88	1	147	79	88.8%	68	2
PUTNAM	24	63	3	90	53	80.3%	37	0
RICHLAND	223	379	22	624	385	96.0%	239	5
ROSS	163	193	8	364	184	91.5%	180	44
SANDUSKY	78	105	8	191	111	98.2%	80	1
SCIOTO	199	337	24	560	350	97.0%	210	4
SENECA	51	212	8	271	215	97.7%	56	0
SHELBY	33	103	3	139	91	85.8%	48	0
STARK	395	1,028	124	1,547	1,142	99.1%	405	3
SUMMIT	1,269	2,104	204	3,577	2,355	102.0%	1,222	35
TRUMBULL	792	866	54	1,712	945	102.7%	767	74
TUSCARAWAS	158	296	24	478	338	105.6%	140	5
UNION	44	174	5	223	178	99.4%	45	1
VAN WERT	75	212	24	311	259	109.7%	52	0
VINTON	11	84	9	104	62	66.7%	42	0
WARREN	335	441	37	813	480	100.4%	333	15
WASHINGTON	100	158	0	258	176	111.4%	82	1
WAYNE	119	328	13	460	284	83.3%	176	0
WILLIAMS	39	91	2	132	86	92.5%	46	0
WOOD	172	275	34	481	314	101.6%	167	4
WYANDOT	32	66	11	109	83	107.8%	26	3
STATEWIDE	27,101	44,138	3,234	74,473	47,041	99.3%	27,432	1,832

88

COURTS OF COMMON PLEAS - GENERAL DIVISION

OTHER CIVIL TERMINATIONS

2003

COUNTY	JURY TRIAL	COURT TRIAL	SETTLED OR DISMISSED		FOR WANT OF PROSECUTION	MAGISTRATE	DIVERSION OR ARBITRATION	DEFAULT	UNAVAILABILITY OF PARTY	TRANSFERRED OUT	PRIVATE JUDGE REFERRAL	BANKRUPTCY		TOTAL TERMINATIONS
			PRE TRIAL	DISMISSAL								STAY/INTERLOCUTORY APPEAL	OTHER TERMINATIONS	
ADAMS	0	0	5	47	2	15	0	32	0	9	3	3	32	148
ALLEN	1	44	46	78	14	0	2	91	0	6	0	17	84	383
ASHLAND	1	29	6	26	0	1	0	30	0	2	0	0	9	104
ASHTABULA	2	4	116	76	0	0	2	127	0	20	0	15	39	401
ATHENS	1	16	30	99	1	0	0	48	1	11	0	8	99	314
AUGLAIZE	0	0	14	9	0	0	0	14	0	3	0	4	18	62
BELMONT	0	2	16	61	0	0	2	72	0	7	0	11	27	198
BROWN	0	3	3	35	1	0	0	31	0	2	0	6	19	100
BUTLER	3	18	211	155	17	0	7	262	0	75	0	32	607	1,387
CARROLL	0	7	16	8	0	0	1	24	0	0	0	3	3	62
CHAMPAIGN	2	5	37	8	0	0	8	18	0	2	0	3	2	85
CLARK	2	0	57	104	3	0	1	105	0	11	0	15	60	358
CLERMONT	2	48	146	233	29	152	24	24	0	20	0	18	42	738
CLINTON	0	1	50	3	0	0	0	0	0	9	0	4	83	150
COLUMBIANA	3	5	80	62	68	40	2	130	0	20	0	13	31	454
COSHOCTON	1	7	10	37	0	0	0	83	0	1	0	6	133	278
CRAWFORD	2	3	30	30	5	97	2	29	2	3	0	3	18	224
CUYAHOGA	44	82	46	3,677	1	19	95	2349	0	630	0	252	827	8,022
DARKE	0	1	30	23	0	0	0	40	1	4	0	3	21	123
DEFIANCE	1	8	16	19	2	0	0	40	0	1	0	1	2	90
DELAWARE	3	22	83	115	3	4	11	67	0	19	0	20	38	385
ERIE	6	1	35	69	2	0	0	33	0	18	0	29	65	258
FAIRFIELD	8	5	63	55	7	5	0	119	0	47	0	22	73	404
FAYETTE	1	4	6	35	1	11	0	11	0	1	0	4	21	95
FRANKLIN	21	30	593	1,333	156	226	23	1,137	0	186	0	319	981	5,005
FULTON	0	10	60	13	1	0	0	28	0	7	0	2	4	125
GALLIA	2	15	28	40	7	2	0	42	0	15	0	2	6	159
GEAUGA	1	6	116	45	13	22	2	92	3	13	1	16	40	370
GREENE	1	3	27	81	3	19	2	77	0	16	0	13	34	276
GUERNSEY	1	15	39	28	4	4	1	38	0	0	2	4	33	169
HAMILTON	14	17	1,677	416	259	798	52	319	0	232	2	69	682	4,537
HANCOCK	1	9	67	27	23	0	5	74	0	20	0	4	12	242
HARDIN	1	10	15	31	2	2	0	16	1	1	0	2	13	94
HARRISON	0	1	9	5	0	0	0	11	0	0	0	2	2	30
HENRY	0	0	54	24	1	0	0	0	0	0	0	0	17	96
HIGHLAND	1	11	54	64	0	0	0	27	0	1	0	6	24	188
HOCKING	0	13	49	45	0	0	0	0	0	3	0	11	7	128
HOLMES	0	8	37	8	0	1	0	38	0	2	0	6	6	106
HURON	0	2	35	39	6	1	0	51	0	11	0	6	45	196
JACKSON	0	2	3	39	0	0	0	35	0	0	0	3	9	91
JEFFERSON	1	1	31	38	1	0	0	48	1	8	0	3	42	174
KNOX	3	3	37	31	0	17	0	0	0	2	0	4	72	169
LAKE	2	47	185	264	16	19	16	244	0	69	0	61	68	991
LAWRENCE	3	9	21	48	4	7	0	82	0	10	0	7	6	197
LICKING	2	4	52	83	4	46	0	112	0	24	0	13	75	415
LOGAN	0	25	29	34	6	30	0	63	2	4	0	8	10	211
LORAIN	7	12	258	261	3	0	21	398	1	61	0	63	209	1,294
LUCAS	13	12	420	395	10	0	8	427	0	74	3	67	266	1,695

COURTS OF COMMON PLEAS - GENERAL DIVISION

OTHER CIVIL TERMINATIONS (continued)

2003

COUNTY	JURY TRIAL	COURT TRIAL	SETTLED OR		FOR WANT OF PROSECUTION	MAGISTRATE	DIVERSION OR ARBITRATION	DEFAULT	UNAVAILABILITY OF PARTY	TRANSFERRED OUT	PRIVATE JUDGE REFERRAL	BANKRUPTCY		TOTAL TERMINATIONS
			DISMISSED PRE TRIAL	DISMISSAL								STAY/INTER-LOCUTORY APPEAL	OTHER TERMINATIONS	
MADISON	0	5	12	79	0	0	0	8	0	2	0	9	56	171
MAHONING	5	2	276	425	0	246	22	478	1	90	0	93	276	1,914
MARION	1	24	48	39	29	0	0	69	2	20	0	12	80	324
MEDINA	6	9	400	7	0	0	2	189	0	25	0	16	46	700
MEIGS	1	11	16	4	0	0	1	26	0	1	0	3	4	67
MERCER	0	1	18	1	12	0	3	23	1	1	0	2	7	69
MIAMI	1	5	44	51	3	0	0	63	2	15	0	13	63	260
MONROE	0	4	1	5	0	0	0	9	0	0	0	1	19	39
MONTGOMERY	3	0	144	637	240	96	18	804	0	46	0	52	60	2,100
MORGAN	0	14	6	17	6	0	0	9	0	2	0	1	18	73
MORROW	1	3	8	23	0	0	0	12	0	0	0	4	47	98
MUSKINGUM	1	0	26	40	0	0	0	78	0	4	0	2	14	165
NOBLE	0	7	4	16	0	0	0	1	0	0	0	1	6	35
OTTAWA	1	0	24	28	0	19	1	17	0	0	2	3	6	101
PAULDING	2	2	7	27	0	0	0	84	0	0	0	5	9	136
PERRY	0	1	45	0	1	0	0	33	0	9	0	7	20	116
PICKAWAY	2	2	7	41	0	0	0	62	0	1	0	2	9	126
PIKE	1	4	7	42	0	0	0	37	0	0	0	9	22	122
PORTAGE	2	6	55	150	6	2	2	154	0	34	8	12	43	474
PREBLE	7	2	5	29	0	0	0	25	0	2	0	3	6	79
PUTNAM	0	6	2	19	0	7	0	3	0	3	0	2	11	53
RICHLAND	1	4	148	5	8	22	0	103	0	18	0	16	60	385
ROSS	3	6	23	51	0	3	0	53	0	7	0	9	29	184
SANDUSKY	2	1	17	24	0	0	1	19	2	11	0	3	31	111
SCIOTO	2	5	19	101	0	0	0	100	0	17	1	9	96	350
SENECA	2	8	45	19	0	67	0	27	3	6	0	5	33	215
SHELBY	0	1	12	15	15	0	0	31	0	2	0	3	12	91
STARK	12	20	254	106	41	6	83	341	0	91	0	87	101	1,142
SUMMIT	25	18	570	382	41	71	56	594	1	173	0	106	318	2,355
TRUMBULL	10	52	563	39	4	0	2	99	0	51	0	45	80	945
TUSCARAWAS	7	17	64	9	63	0	0	86	0	17	0	33	42	338
UNION	2	20	29	14	0	0	0	57	0	7	0	19	30	178
VAN WERT	1	3	39	39	6	0	0	113	0	1	0	16	41	259
VINTON	0	7	14	2	0	0	0	22	2	1	0	6	8	62
WARREN	7	23	177	79	0	0	1	74	0	15	0	14	90	480
WASHINGTON	1	9	63	30	3	0	0	33	0	3	0	9	25	176
WAYNE	3	0	86	25	15	1	1	96	0	10	0	11	36	284
WILLIAMS	0	1	26	13	0	0	1	33	0	0	0	2	10	86
WOOD	3	10	106	53	10	0	2	46	0	41	0	9	34	314
WYANDOT	0	4	2	31	0	10	2	17	0	5	1	4	7	83
STATEWIDE	272	897	8,460	11,173	1,178	2,088	485	11,266	26	2,411	23	1,841	6,921	47,041

COURTS OF COMMON PLEAS - GENERAL DIVISION

TOTAL CIVIL OVERALL CASELOADS

2003

<u>COUNTY</u>	<u>CASES PENDING JANUARY 1</u>	<u>NEW FILINGS</u>	<u>REACTIVATIONS AND TRANSFERS</u>	<u>TOTAL CASES</u>	<u>TOTAL TERMIN- ATIONS</u>	<u>CLEARANCE RATE</u>	<u>CASES PENDING DECEMBER 31</u>	<u>CASES PENDING BEYOND TIME GUIDELINES</u>
ADAMS	107	295	0	402	305	103.4%	97	2
ALLEN	793	1,198	173	2164	1436	104.7%	728	30
ASHLAND	151	361	10	522	372	100.3%	150	1
ASHTABULA	766	1,271	85	2,122	1,327	97.9%	795	52
ATHENS	260	483	28	771	509	99.6%	262	15
AUGLAIZE	135	280	19	434	305	102.0%	129	0
BELMONT	450	485	74	1,009	547	97.9%	462	82
BROWN	382	410	13	805	358	84.6%	447	122
BUTLER	2,416	4,079	416	6,911	4,574	101.8%	2,337	78
CARROLL	92	233	0	325	225	96.6%	100	0
CHAMPAIGN	343	376	45	764	412	97.9%	352	77
CLARK	1,320	1,607	88	3,015	1,784	105.3%	1,231	223
CLERMONT	1,396	1,861	167	3,424	1,991	98.2%	1,433	263
CLINTON	290	489	23	802	471	92.0%	331	31
COLUMBIANA	600	1,247	73	1,920	1,305	98.9%	615	22
COSHOCTON	157	467	20	644	486	99.8%	158	5
CRAWFORD	279	453	68	800	527	101.2%	273	23
CUYAHOGA	12,540	24,549	3,370	40,459	28,773	103.1%	11,686	663
DARKE	241	380	16	637	436	110.1%	201	0
DEFIANCE	272	299	4	575	325	107.3%	250	28
DELAWARE	469	935	133	1,537	939	87.9%	598	23
ERIE	865	766	20	1,651	726	92.4%	925	319
FAIRFIELD	779	1,023	148	1,950	1,272	108.6%	678	65
FAYETTE	234	298	12	544	293	94.5%	251	40
FRANKLIN	9,642	14,492	1,116	25,250	15,769	101.0%	9,481	336
FULTON	233	342	10	585	350	99.4%	235	20
GALLIA	116	285	0	401	278	97.5%	123	1
GEAUGA	567	885	52	1,504	912	97.3%	592	3
GREENE	608	1,109	86	1,803	1,064	89.0%	739	38
GUERNSEY	232	405	62	699	496	106.2%	203	0
HAMILTON	7,663	11,437	1,067	20,167	12,522	100.1%	7,645	348
HANCOCK	486	617	41	1,144	596	90.6%	548	56
HARDIN	239	307	21	567	294	89.6%	273	29
HARRISON	53	110	7	170	97	82.9%	73	2
HENRY	254	207	2	463	259	123.9%	204	0
HIGHLAND	361	414	0	775	516	124.6%	259	80
HOCKING	149	247	0	396	269	108.9%	127	2
HOLMES	67	231	0	298	228	98.7%	70	0
HURON	268	529	36	833	576	101.9%	257	7
JACKSON	180	331	1	512	304	91.6%	208	8
JEFFERSON	392	555	55	1,002	610	100.0%	392	24
KNOX	397	498	33	928	490	92.3%	438	69
LAKE	1,485	2,538	256	4,279	2,777	99.4%	1,502	31
LAWRENCE	326	517	52	895	516	90.7%	379	27
LICKING	563	1,477	113	2,153	1,420	89.3%	733	21
LOGAN	242	519	41	802	581	103.8%	221	8
LORAIN	2,242	3,698	197	6,137	3,932	100.9%	2,205	133
LUCAS	4,532	5,765	323	10,620	6,261	102.8%	4,359	191

COURTS OF COMMON PLEAS - GENERAL DIVISION

TOTAL CIVIL OVERALL CASELOADS (continued)

2003

<i>COUNTY</i>	<i>CASES PENDING JANUARY 1</i>	<i>NEW FILINGS</i>	<i>REACTIVATIONS AND TRANSFERS</i>	<i>TOTAL CASES</i>	<i>TOTAL TERMIN- ATIONS</i>	<i>CLEARANCE RATE</i>	<i>CASES PENDING DECEMBER 31</i>	<i>CASES PENDING BEYOND TIME GUIDELINES</i>
MADISON	189	374	59	622	409	94.5%	213	6
MAHONING	3,348	4,688	820	8,856	5,251	95.3%	3,605	341
MARION	525	843	147	1,515	989	99.9%	526	48
MEDINA	877	1,600	46	2,523	1,623	98.6%	900	0
MEIGS	88	153	31	272	200	108.7%	72	0
MERCER	125	197	10	332	221	106.8%	111	8
MIAMI	410	824	95	1,329	910	99.0%	419	0
MONROE	53	87	3	143	83	92.2%	60	5
MONTGOMERY	4,524	9,395	739	14,658	9,961	98.3%	4,697	162
MORGAN	76	130	52	258	152	83.5%	106	3
MORROW	467	406	542	1,415	307	32.4%	1,108	792
MUSKINGUM	458	740	41	1,239	719	92.1%	520	54
NOBLE	85	68	5	158	81	111.0%	77	29
OTTAWA	314	380	30	724	317	77.3%	407	14
PAULDING	139	239	28	406	290	108.6%	116	6
PERRY	90	343	0	433	319	93.0%	114	0
PICKAWAY	245	422	19	686	440	99.8%	246	2
PIKE	197	295	3	495	289	97.0%	206	24
PORTAGE	1,077	1,380	3	2,460	1,402	101.4%	1,058	138
PREBLE	224	385	18	627	425	105.5%	202	5
PUTNAM	67	170	13	250	159	86.9%	91	1
RICHLAND	932	1,247	119	2,298	1,489	109.0%	809	33
ROSS	467	650	47	1,164	636	91.2%	528	94
SANDUSKY	272	413	45	730	442	96.5%	288	17
SCIOTO	519	777	59	1,355	881	105.4%	474	15
SENECA	182	515	36	733	561	101.8%	172	1
SHELBY	168	424	19	611	424	95.7%	187	0
STARK	1,841	4,341	672	6,854	5,154	102.8%	1,700	26
SUMMIT	4,317	7,419	849	12,585	8,524	103.1%	4,061	112
TRUMBULL	2,518	3,080	347	5,945	3,470	101.3%	2,475	185
TUSCARAWAS	469	758	79	1,306	875	104.5%	431	13
UNION	129	470	31	630	459	91.6%	171	1
VAN WERT	152	367	55	574	453	107.3%	121	2
VINTON	45	132	13	190	113	77.9%	77	0
WARREN	948	1,504	226	2,678	1,744	100.8%	934	51
WASHINGTON	275	486	2	763	485	99.4%	278	7
WAYNE	375	800	54	1,229	783	91.7%	446	4
WILLIAMS	138	288	10	436	314	105.4%	122	3
WOOD	552	811	113	1,476	975	105.5%	501	27
WYANDOT	79	154	24	257	167	93.8%	90	10
STATEWIDE	84,590	139,115	14,080	237,785	153,311	100.1%	84,474	5,837

88

COURTS OF COMMON PLEAS - GENERAL DIVISION

TOTAL CIVIL TERMINATIONS

2003

COUNTY	JURY TRIAL	COURT TRIAL	SETTLED OR DISMISSED PRE TRIAL	DISMISSAL	FOR WANT OF PROSECUTION	MAGISTRATE	DIVERSION OR ARBITRATION	DEFAULT	UNAVAILABILITY OF PARTY	TRANSFERRED OUT	PRIVATE JUDGE REFERRAL	BANKRUPTCY	OTHER TERMINATIONS	TOTAL TERMINATIONS
												STAY/INTERLOCUTORY APPEAL		
ADAMS	1	1	14	93	3	15	0	102	0	30	3	8	35	305
ALLEN	9	60	165	358	34	0	2	116	0	21	0	87	584	1,436
ASHLAND	4	32	35	110	0	1	0	33	0	6	0	9	142	372
ASHTABULA	4	6	328	296	0	0	6	404	1	57	0	78	147	1,327
ATHENS	2	18	43	179	1	0	0	107	1	21	0	22	115	509
AUGLAIZE	2	0	75	52	4	0	0	100	0	10	0	18	44	305
BELMONT	3	2	57	183	0	0	3	214	0	16	0	24	45	547
BROWN	1	5	15	97	3	0	0	175	0	4	0	20	38	358
BUTLER	35	28	945	800	45	1	18	1,569	1	176	0	203	753	4,574
CARROLL	1	7	80	19	0	0	1	87	0	1	0	25	4	225
CHAMPAIGN	6	5	158	19	0	0	22	169	0	2	0	20	11	412
CLARK	10	7	351	343	14	0	1	796	0	32	0	84	146	1,784
CLERMONT	4	99	350	625	31	477	57	104	1	46	0	124	73	1,991
CLINTON	3	3	168	6	1	0	0	0	0	14	0	22	254	471
COLUMBIANA	8	6	274	186	143	40	2	475	0	31	0	69	71	1,305
COSHOCTON	3	8	24	95	2	0	0	191	1	3	0	15	144	486
CRAWFORD	4	3	76	89	12	97	3	150	3	4	0	15	71	527
CUYAHOGA	276	122	102	11,058	50	10,119	566	2,773	0	1,969	0	356	1,382	28,773
DARKE	3	1	105	82	4	0	0	170	1	6	0	33	31	436
DEFIANCE	4	93	66	70	6	0	0	43	0	3	0	3	37	325
DELAWARE	9	24	193	262	30	4	14	233	1	31	0	76	62	939
ERIE	11	1	109	237	8	0	0	162	0	42	0	49	107	726
FAIRFIELD	12	7	169	257	25	5	1	486	0	109	0	82	119	1,272
FAYETTE	2	7	11	92	2	12	0	27	0	1	0	26	113	293
FRANKLIN	81	58	1,861	4,630	403	397	43	4,635	0	459	6	1096	2,100	15,769
FULTON	0	12	155	32	6	0	0	121	0	17	0	3	4	350
GALLIA	3	16	46	66	12	2	0	99	0	19	0	8	7	278
GEAUGA	8	6	349	102	37	22	11	181	3	22	1	40	130	912
GREENE	6	3	125	354	6	20	8	367	0	44	1	73	57	1,064
GUERNSEY	2	16	82	83	13	4	3	180	1	0	2	54	56	496
HAMILTON	76	30	4,924	695	921	2,575	164	745	0	585	2	407	1,398	12,522
HANCOCK	2	9	186	100	25	0	25	166	0	36	0	32	15	596
HARDIN	2	14	44	69	5	2	0	70	1	1	0	31	55	294
HARRISON	0	1	22	20	5	0	0	37	0	2	0	8	2	97
HENRY	1	0	91	60	1	0	0	22	0	0	0	0	84	259
HIGHLAND	1	13	77	139	0	0	0	215	0	2	0	28	41	516
HOCKING	0	23	118	99	0	0	0	0	0	4	0	18	7	269
HOLMES	1	11	90	17	0	1	1	80	0	4	0	12	11	228
HURON	7	2	114	106	15	1	0	204	0	17	0	23	87	576
JACKSON	2	3	7	121	0	0	0	144	0	0	0	10	17	304
JEFFERSON	5	1	117	131	2	0	1	176	1	19	0	19	138	610
KNOX	7	3	109	140	1	17	0	0	0	2	0	33	178	490
LAKE	32	62	509	890	35	19	41	671	0	140	0	193	185	2,777
LAWRENCE	6	10	69	156	10	7	0	188	0	17	0	23	30	516
LICKING	4	7	154	310	11	46	0	603	1	49	0	90	145	1,420
LOGAN	4	27	92	96	14	30	0	245	2	8	0	36	27	581
LORAIN	25	15	763	826	8	3	47	1,180	1	201	0	354	509	3,932
LUCAS	49	15	1,236	1,469	38	0	8	2,204	0	161	3	348	730	6,261

COURTS OF COMMON PLEAS - GENERAL DIVISION

TOTAL CIVIL TERMINATIONS (continued)

2003

COUNTY	JURY TRIAL	COURT TRIAL	SETTLED OR DISMISSED		FOR WANT OF PROSECUTION	MAGISTRATE	DIVERSION OR ARBITRATION	DEFAULT	UNAVAILABILITY OF PARTY	TRANSFERRED OUT	PRIVATE JUDGE REFERRAL	BANKRUPTCY		TOTAL TERMINATIONS
			PRE TRIAL	MISSAL								STAY/INTERLOCUTORY APPEAL	OTHER TERMINATIONS	
MADISON	1	5	29	151	0	0	0	11	0	6	0	26	180	409
MAHONING	31	3	913	1,207	1	258	42	1421	8	594	0	363	410	5,251
MARION	6	24	141	175	59	0	0	320	2	32	0	45	185	989
MEDINA	21	16	907	17	0	0	2	479	0	38	0	56	87	1,623
MEIGS	3	17	70	11	0	0	1	78	0	3	0	9	8	200
MERCER	0	1	39	8	38	0	7	94	1	5	0	15	13	221
MIAMI	7	6	129	215	9	0	1	338	2	29	0	61	113	910
MONROE	1	4	4	19	2	0	0	23	0	1	0	2	27	83
MONTGOMERY	56	3	954	2,527	562	462	81	4,058	5	238	0	515	500	9,961
MORGAN	0	14	10	34	8	0	0	30	0	5	0	8	43	152
MORROW	1	4	16	79	0	0	0	76	0	0	0	20	111	307
MUSKINGUM	4	0	85	209	0	0	0	352	0	7	0	35	27	719
NOBLE	1	14	5	40	0	0	0	6	0	0	0	1	14	81
OTTAWA	2	1	74	85	1	19	1	106	0	0	2	7	19	317
PAULDING	3	2	12	81	0	0	0	152	0	4	0	22	14	290
PERRY	0	1	123	0	3	0	0	120	0	10	0	20	42	319
PICKAWAY	7	2	21	164	0	0	0	198	0	4	0	26	18	440
PIKE	2	7	17	111	0	0	0	96	0	5	0	22	29	289
PORTAGE	13	6	199	436	23	2	3	488	0	58	29	39	106	1,402
PREBLE	11	4	9	156	0	0	0	195	0	2	0	37	11	425
PUTNAM	1	8	3	66	0	9	0	9	0	4	0	14	45	159
RICHLAND	15	4	606	6	21	23	1	496	0	39	0	70	208	1,489
ROSS	8	6	105	163	0	3	1	239	0	11	0	39	61	636
SANDUSKY	2	2	63	130	0	0	8	26	5	23	0	18	165	442
SCIOTO	9	7	40	292	4	0	2	276	0	43	1	29	178	881
SENECA	6	10	144	79	0	67	0	142	4	14	0	21	74	561
SHELBY	3	4	44	54	77	0	2	165	0	4	0	32	39	424
STARK	52	33	1114	563	226	14	341	1790	0	318	0	340	363	5,154
SUMMIT	104	27	1,747	1,385	126	82	269	2,565	2	505	1	518	1,193	8,524
TRUMBULL	31	545	1,690	120	9	0	5	354	0	340	6	244	126	3,470
TUSCARAWAS	13	23	195	16	173	0	1	260	0	36	0	64	94	875
UNION	4	29	91	52	2	0	0	145	0	12	0	45	79	459
VAN WERT	1	3	67	72	9	0	0	198	0	2	0	38	63	453
VINTON	3	13	34	7	0	0	0	30	2	1	0	15	8	113
WARREN	18	32	553	243	0	0	1	356	0	37	0	84	420	1,744
WASHINGTON	8	13	157	88	5	0	0	116	0	8	0	56	34	485
WAYNE	5	0	235	63	64	1	2	267	0	24	0	39	83	783
WILLIAMS	0	2	81	56	0	0	1	135	0	3	0	10	26	314
WOOD	10	14	291	183	33	0	6	198	1	111	0	37	91	975
WYANDOT	0	4	5	64	4	10	2	43	0	5	1	9	20	167
STATEWIDE	1,204	1,815	26,275	35,746	3,445	14,867	1,828	37,670	52	7,025	58	7,458	15,868	153,311

88

COURTS OF COMMON PLEAS-GENERAL DIVISION
CRIMINAL OVERALL CASELOADS
2003

<u>COUNTY</u>	<u>CASES PENDING JANUARY 1</u>	<u>NEW FILINGS</u>	<u>REACTIVATIONS AND TRANSFERS</u>	<u>TOTAL CASES</u>	<u>TOTAL TERMIN- ATIONS</u>	<u>CLEARANCE RATE</u>	<u>CASES PENDING DECEMBER 31</u>	<u>CASES PENDING BEYOND TIME GUIDELINES</u>
ADAMS	36	147	2	185	129	86.6%	56	6
ALLEN	96	504	15	615	497	95.8%	118	4
ASHLAND	60	123	5	188	150	117.2%	38	3
ASHTABULA	159	341	59	559	402	100.5%	157	24
ATHENS	130	245	9	384	269	105.9%	115	12
AUGLAIZE	43	147	12	202	157	98.7%	45	2
BELMONT	80	239	22	341	279	106.9%	62	19
BROWN	193	253	18	464	219	80.8%	245	132
BUTLER	664	1,939	559	3,162	2,486	99.5%	676	69
CARROLL	12	132	0	144	110	83.3%	34	0
CHAMPAIGN	117	205	22	344	268	118.1%	76	4
CLARK	332	1,197	118	1,647	1,266	96.3%	381	23
CLERMONT	311	851	74	1,236	781	84.4%	455	143
CLINTON	97	263	1	361	230	87.1%	131	32
COLUMBIANA	108	283	38	429	284	88.5%	145	29
COSHOCTON	48	115	15	178	154	118.5%	24	2
CRAWFORD	59	168	7	234	171	97.7%	63	6
CUYAHOGA	4,427	16,702	1,517	22,646	17,502	96.1%	5,144	683
DARKE	83	210	2	295	209	98.6%	86	0
DEFIANCE	122	286	0	408	297	103.8%	111	0
DELAWARE	218	561	331	1,110	874	98.0%	236	15
ERIE	21	467	40	528	514	101.4%	14	4
FAIRFIELD	108	368	52	528	418	99.5%	110	29
FAYETTE	100	207	54	361	173	66.3%	188	0
FRANKLIN	2,962	8,101	2,485	13,548	10,189	96.2%	3,359	290
FULTON	36	146	0	182	113	77.4%	69	0
GALLIA	51	130	0	181	131	100.8%	50	2
GEAUGA	52	109	12	173	139	114.9%	34	0
GREENE	293	890	38	1,221	882	95.0%	339	37
GUERNSEY	46	168	31	245	197	99.0%	48	0
HAMILTON	1,929	8,143	2,078	12,150	10,093	98.7%	2,057	106
HANCOCK	140	248	25	413	273	100.0%	140	33
HARDIN	22	113	8	143	58	47.9%	85	16
HARRISON	35	65	6	106	85	119.7%	21	2
HENRY	96	71	0	167	124	174.6%	43	0
HIGHLAND	90	291	0	381	202	69.4%	179	61
HOCKING	83	151	63	297	221	103.3%	76	0
HOLMES	19	222	1	242	216	96.9%	26	1
HURON	60	198	7	265	174	84.9%	91	6
JACKSON	101	128	1	230	144	111.6%	86	21
JEFFERSON	54	244	15	313	238	91.9%	75	7
KNOX	26	98	2	126	107	107.0%	19	1
LAKE	167	599	31	797	640	101.6%	157	7
LAWRENCE	33	241	157	431	395	99.2%	36	5
LICKING	140	505	66	711	514	90.0%	197	22
LOGAN	111	213	13	337	272	120.4%	65	2
LORAIN	1,336	2,090	208	3,634	2,400	104.4%	1,234	432
LUCAS	659	2,558	237	3,454	2,780	99.5%	674	31

COURTS OF COMMON PLEAS-GENERAL DIVISION

CRIMINAL OVERALL CASELOADS (continued)

2003

<u>COUNTY</u>	<u>CASES PENDING JANUARY 1</u>	<u>NEW FILINGS</u>	<u>REACTIVATIONS AND TRANSFERS</u>	<u>TOTAL CASES</u>	<u>TOTAL TERMIN- ATIONS</u>	<u>CLEARANCE RATE</u>	<u>CASES PENDING DECEMBER 31</u>	<u>CASES PENDING BEYOND TIME GUIDELINES</u>
MADISON	41	159	16	216	187	106.9%	29	1
MAHONING	631	948	551	2,130	1,303	86.9%	827	335
MARION	157	462	79	698	547	101.1%	151	22
MEDINA	196	518	17	731	528	98.7%	203	0
MEIGS	9	37	3	49	48	120.0%	1	0
MERCER	37	132	6	175	131	94.9%	44	4
MIAMI	91	289	9	389	309	103.7%	80	2
MONROE	15	32	5	52	32	86.5%	20	3
MONTGOMERY	1,046	4,113	890	6,049	5,151	103.0%	898	61
MORGAN	42	82	32	156	104	91.2%	52	0
MORROW	84	284	357	725	151	23.6%	574	479
MUSKINGUM	129	436	2	567	404	92.2%	163	14
NOBLE	45	65	30	140	79	83.2%	61	8
OTTAWA	73	107	24	204	98	74.8%	106	2
PAULDING	45	100	146	291	253	102.8%	38	3
PERRY	13	80	0	93	73	91.3%	20	0
PICKAWAY	82	272	145	499	376	90.2%	123	1
PIKE	83	165	0	248	97	58.8%	151	63
PORTAGE	158	530	6	694	478	89.2%	216	39
PREBLE	54	185	0	239	161	87.0%	78	14
PUTNAM	24	71	8	103	62	78.5%	41	8
RICHLAND	367	650	234	1,251	956	108.1%	295	27
ROSS	209	392	35	636	406	95.1%	230	66
SANDUSKY	143	305	39	487	346	100.6%	141	17
SCIOTO	188	547	54	789	618	102.8%	171	11
SENECA	87	230	24	341	253	99.6%	88	6
SHELBY	104	249	7	360	299	116.8%	61	0
STARK	181	1,270	69	1,520	1,381	103.1%	139	0
SUMMIT	748	4,222	423	5,393	4,534	97.6%	859	20
TRUMBULL	174	688	25	887	648	90.9%	239	44
TUSCARAWAS	171	314	55	540	438	118.7%	102	11
UNION	46	135	38	219	177	102.3%	42	0
VAN WERT	60	188	172	420	354	98.3%	66	0
VINTON	29	111	55	195	142	85.5%	53	0
WARREN	207	613	64	884	613	90.5%	271	12
WASHINGTON	135	578	0	713	601	104.0%	112	12
WAYNE	106	331	34	471	322	88.2%	149	2
WILLIAMS	26	194	1	221	183	93.8%	38	0
WOOD	159	435	96	690	525	98.9%	165	20
WYANDOT	33	67	39	139	100	94.3%	39	1
STATEWIDE	22,393	72,261	12,246	106,900	81,894	96.9%	25,006	3,631

88

COURTS OF COMMON PLEAS-GENERAL DIVISION

CRIMINAL TERMINATIONS

2003

COUNTY	JURY TRIAL	COURT TRIAL	SETTLED OR	DISMISSAL	DISMISSAL	DIVERSION	-- GUILTY OR NO --		UNAVAIL- ABILITY OF PARTY	TRANS- FERRED OUT	BANKRUPTCY	OTHER TERMINATIONS
			DISMISSED PRE TRIAL		FOR LACK OF SPEEDY TRIAL	OR ARBI- TRATION	CONTEST PLEA TO:	LOCUTORY APPEAL				
ADAMS	3	0	0	3	0	0	60	44	9	8	0	2
ALLEN	5	5	0	26	0	19	176	255	11	0	0	0
ASHLAND	9	1	0	7	0	0	26	95	3	6	0	3
ASHTABULA	24	2	3	28	0	2	109	143	53	30	0	8
ATHENS	4	3	0	21	0	30	159	12	8	10	0	22
AUGLAIZE	5	0	0	5	0	2	36	93	9	3	0	4
BELMONT	1	0	0	43	0	0	114	51	7	54	0	9
BROWN	8	5	2	29	9	0	132	23	7	0	0	4
BUTLER	48	10	1	11	0	9	404	827	394	471	0	311
CARROLL	1	0	6	0	0	0	72	31	0	0	0	0
CHAMPAIGN	8	0	0	57	0	0	64	114	23	1	1	0
CLARK	24	0	0	166	0	0	155	777	129	9	0	6
CLERMONT	14	5	3	47	0	43	434	137	47	29	0	22
CLINTON	2	3	4	8	0	0	150	50	10	0	0	3
COLUMBIANA	11	1	0	8	0	0	132	69	41	16	1	5
COSHOCTON	3	1	0	22	0	0	62	55	11	0	0	0
CRAWFORD	7	1	9	13	0	38	60	32	10	1	0	0
CUYAHOGA	349	296	525	868	25	734	4,166	9,003	1,175	166	0	195
DARKE	4	2	0	11	2	7	151	14	16	1	0	1
DEFIANCE	4	1	0	33	0	0	204	50	0	0	0	5
DELAWARE	13	3	193	55	1	30	36	183	144	50	1	165
ERIE	2	0	0	29	0	6	47	194	27	174	0	35
FAIRFIELD	5	0	17	27	1	18	163	71	79	25	0	12
FAYETTE	1	0	2	21	0	3	52	74	0	0	0	20
FRANKLIN	140	29	448	35	3	97	1,589	5,196	876	1,717	2	57
FULTON	1	2	0	5	0	0	38	66	0	1	0	0
GALLIA	4	0	1	35	0	0	36	24	27	2	0	2
GEAUGA	4	0	6	2	0	0	47	59	16	1	0	4
GREENE	14	3	11	5	0	16	705	74	39	7	0	8
GUERNSEY	2	1	0	9	0	1	109	24	19	8	1	23
HAMILTON	139	186	0	520	11	209	1,890	3,766	1,160	2,008	0	204
HANCOCK	5	0	15	0	0	18	144	58	6	24	0	3
HARDIN	2	0	0	2	0	4	16	29	0	0	0	5
HARRISON	2	2	3	5	0	0	37	31	5	0	0	0
HENRY	1	0	0	6	2	0	93	22	0	0	0	0
HIGHLAND	0	0	0	44	0	0	59	82	8	0	0	9
HOCKING	2	0	1	16	0	0	76	120	6	0	0	0
HOLMES	5	31	5	33	0	0	52	23	41	3	0	23
HURON	7	0	0	11	0	10	30	102	5	2	0	7
JACKSON	3	0	0	10	0	1	117	0	12	1	0	0
JEFFERSON	12	0	0	17	0	0	44	135	1	15	0	14
KNOX	6	6	0	1	0	0	81	0	0	0	0	13
LAKE	34	1	2	12	0	1	334	196	36	11	0	13
LAWRENCE	2	0	0	34	0	2	163	19	134	39	0	2
LICKING	22	5	16	16	0	27	363	2	34	12	0	17
LOGAN	4	0	0	25	0	31	59	61	10	1	1	80
LORAIN	32	9	1	72	2	67	1,431	428	293	23	2	40
LUCAS	50	20	78	243	0	11	801	1,285	227	9	3	53

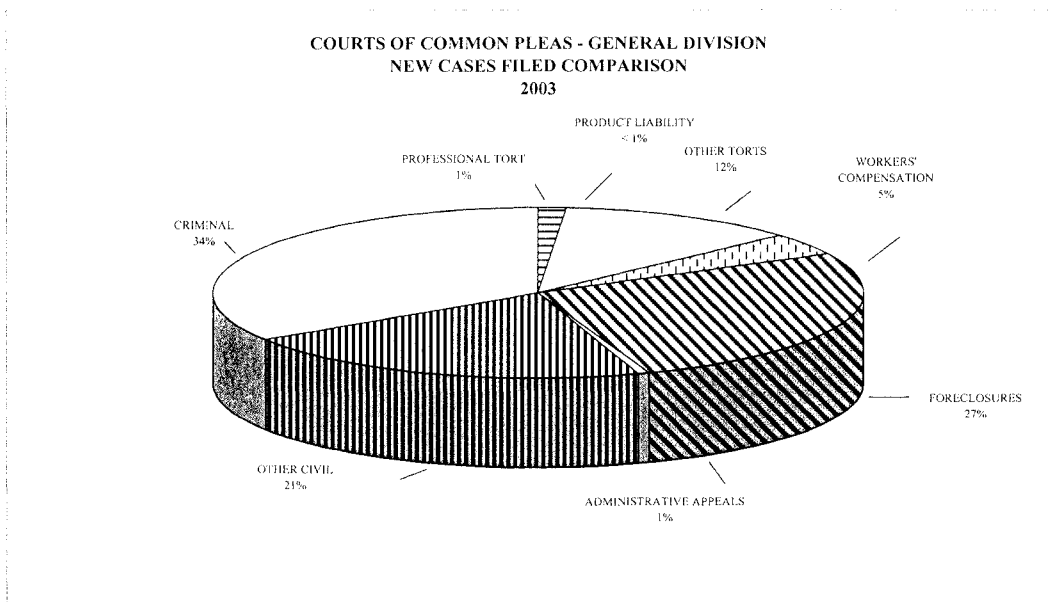
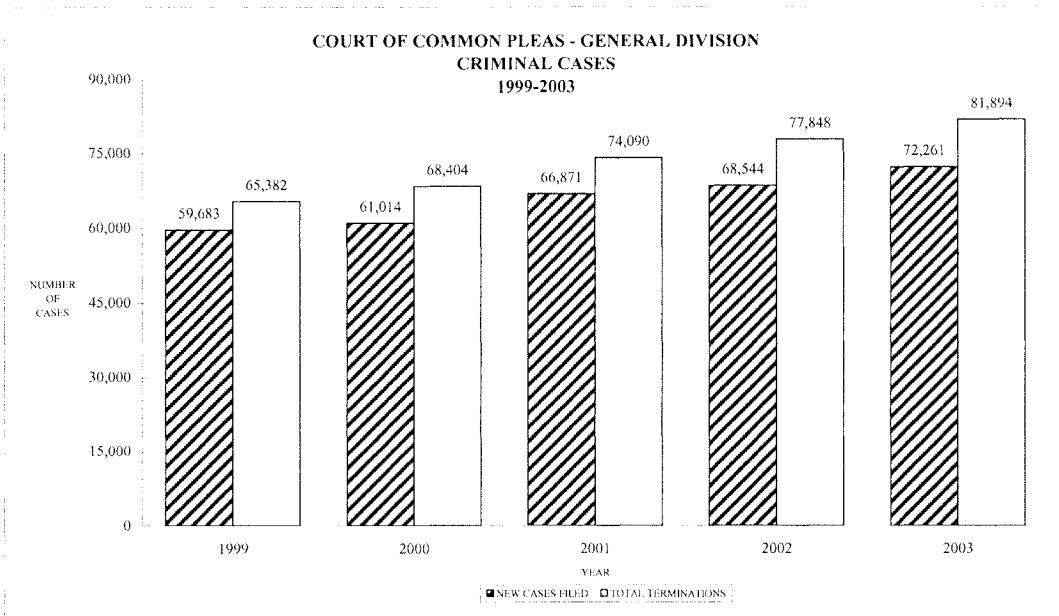
COURTS OF COMMON PLEAS-GENERAL DIVISION

CRIMINAL TERMINATIONS (continued)

2003

COUNTY	JURY TRIAL	COURT TRIAL	SETTLED OR DISMISSED PRE TRIAL	DISMISSAL	DISMISSAL FOR LACK OF SPEEDY TRIAL	DIVERSION OR ARBITRATION	-- GUILTY OR NO -- CONTEST PLEA TO:		UNAVAILABILITY OF PARTY	TRANSFERRED OUT	BANKRUPTCY	OTHER TERMINATIONS
							ORIGINAL	REDUCED			STAY/INTER-LOCUTORY APPEAL	
MADISON	6	0	1	21	1	0	122	21	15	0	0	0
MAHONING	18	1	2	100	0	98	648	42	149	222	14	9
MARION	10	3	0	8	0	11	183	259	45	23	2	3
MEDINA	29	5	5	3	0	6	330	123	4	11	0	12
MEIGS	1	1	0	5	1	0	20	17	1	0	0	2
MERCER	1	1	0	0	11	4	33	72	7	2	0	0
MIAMI	6	2	0	15	0	10	242	22	12	0	0	0
MONROE	1	0	0	4	0	0	13	13	0	0	0	1
MONTGOMERY	97	25	0	330	0	842	3,253	0	541	47	8	8
MORGAN	2	15	0	21	0	3	36	10	9	0	0	8
MORROW	3	0	7	2	0	0	29	54	9	1	0	46
MUSKINGUM	11	1	0	12	0	0	369	4	0	3	0	4
NOBLE	0	3	5	15	0	0	19	19	0	0	0	18
OTTAWA	4	0	0	28	5	6	33	18	2	0	0	2
PAULDING	4	9	0	27	0	0	84	7	23	2	0	97
PERRY	5	0	3	0	0	0	59	0	5	0	0	1
PICKAWAY	1	0	0	24	0	0	202	3	20	5	0	121
PIKE	0	0	0	18	0	0	69	8	2	0	0	0
PORTAGE	25	3	1	32	0	0	116	253	34	8	1	5
PREBLE	5	0	0	7	0	13	97	6	26	1	0	6
PUTNAM	0	0	1	4	0	0	28	25	2	0	0	2
RICHLAND	15	1	111	2	4	86	421	179	109	19	1	8
ROSS	20	3	0	24	2	13	238	31	40	8	0	27
SANDUSKY	3	0	0	46	0	47	163	37	17	20	0	13
SCIOTO	11	0	1	47	3	7	136	171	123	20	0	99
SENECA	15	0	2	27	3	3	147	35	12	4	5	0
SHELBY	3	0	0	30	0	0	112	144	8	0	0	2
STARK	89	4	1	12	6	2	1,058	80	101	14	2	12
SUMMIT	113	7	7	214	0	69	1,599	2,025	464	32	0	4
TRUMBULL	12	0	1	4	5	0	204	365	32	13	0	12
TUSCARAWAS	4	4	2	26	2	68	191	82	47	5	0	7
UNION	5	3	0	14	0	0	112	2	6	0	0	35
VAN WERT	3	1	0	37	0	9	94	7	46	2	0	155
VINTON	4	5	14	1	1	1	51	21	23	0	0	21
WARREN	24	9	0	15	0	0	146	312	56	9	1	41
WASHINGTON	17	49	44	98	2	1	128	7	40	20	0	195
WAYNE	11	5	0	25	2	4	180	40	23	23	0	9
WILLIAMS	1	7	0	6	0	1	112	51	4	0	0	1
WOOD	13	1	4	32	0	22	206	113	47	68	0	19
WYANDOT	3	1	0	6	0	1	53	14	3	3	0	16
STATEWIDE	1,643	803	1,564	4,038	104	2,763	26,814	28,891	7,275	5,523	46	2,430

88



An outline map of the state of Ohio, with the text centered within its borders. The map shows the state's irregular shape, including the western peninsula and the eastern border with Lake Erie.

Section F

Courts of Common Pleas

Domestic Relations Division

COURTS OF COMMON PLEAS - DOMESTIC RELATIONS DIVISION
COMPOSITE REPORT FORM FOR THE ENTIRE STATE
2003

	<i>MARRIAGE TERMINATIONS</i>		<i>MARRIAGE DISSOLUTIONS</i>		<i>CHANGE OF CUSTODY</i>	<i>ENFORCEMENT OR MODIFICATION OF SUPPORT</i>	<i>DOMESTIC VIOLENCE</i>	<i>U.I. F.S.A.</i>	<i>PAREN- TAGE</i>	<i>ALL OTHER CASES</i>	<i>TOTAL</i>	
	<i>WITH CHILDREN</i>	<i>WITHOUT CHILDREN</i>	<i>WITH CHILDREN</i>	<i>WITHOUT CHILDREN</i>								
CASES PENDING BEGINNING OF YEAR	10,981	6,284	1,357	1,344	3,301	1,683	10,580	1,165	655	509	2,396	40,255
NEW CASES FILED	16,857	13,339	8,870	11,148	1,067	368	5,194	16,219	2,049	1,653	2,763	79,527
TRANSFERRED IN OR REACTIVATED CASES	1,282	614	218	147	6,635	3,075	32,407	1,242	805	144	12,281	58,850
TOTAL CASES	29,120	20,237	10,445	12,639	11,003	5,126	48,181	18,626	3,509	2,306	17,440	178,632
CASES TERMINATED BY:												
JUDGE:DEFAULT, UN-CONTESTED, DISSOLUTION	7,591	6,975	5,518	7,392	864	173	3,770	930	211	163	683	34,270
MAGISTRATE:DEFAULT, UN-CONTESTED, DISSOLUTION	2,973	2,351	2,635	2,959	1,558	673	5,971	2,207	1,594	656	1,484	25,061
TRIAL BY JUDGE	1,795	1,027	47	27	451	223	1,695	831	35	8	787	6,926
TRIAL BY MAGISTRATE	2,016	1,176	144	134	2,409	1,350	13,497	5,253	328	291	7,904	34,502
VOLUNTARY DISMISSAL	2,288	1,484	348	360	674	331	3,526	4,209	280	125	985	14,610
MEDIATION/CONCILIATION	233	66	7	3	37	45	24	22	0	0	15	452
BANKRUPTCY STAY OR INTERLOCUTORY APPEAL	279	132	5	2	8	1	36	23	1	1	53	541
TRANSFERRED OUT	420	221	62	47	31	30	71	125	119	6	50	1,182
REFERRED TO PRIVATE JUDGE	38	27	122	131	1	1	1	1	0	0	3	325
UNAVAILABILITY OF PARTY FOR TRIAL	121	69	14	22	25	13	1,036	587	8	39	97	2,031
ALL OTHER TERMINATIONS	1,020	603	344	298	1,511	596	7,448	2,949	381	320	2,791	18,261
TOTAL TERMINATIONS	18,774	14,131	9,246	11,375	7,569	3,436	37,075	17,137	2,957	1,609	14,852	138,161
CASES PENDING END OF YEAR	10,346	6,106	1,199	1,264	3,434	1,690	11,106	1,489	552	697	2,588	40,471
TIME GUIDELINE (MONTHS)	18	12	3	3	9	9	12	1	3	12	6	X
CASES PENDING END OF YEAR BEYOND TIME GUIDELINE	446	464	49	43	499	218	472	438	213	53	408	3,303

COURTS OF COMMON PLEAS - DOMESTIC RELATIONS DIVISION

OVERALL CASELOADS

2003

COUNTY	NUMBER OF JUDGES	----- POPULATION -----		NEW FILINGS, TRANSFERS, AND REACTIVATIONS -----			----- TERMINATIONS -----		
		TOTAL	PER JUDGE	TOTAL	PER JUDGE	PER 1,000 POPULATION	TOTAL	PER JUDGE	PER 1,000 POPULATION
The judges of the following counties also have General, Probate, and Juvenile Division jurisdiction.									
ADAMS	1	27,330	27,330	543	543	20	500	500	18
HENRY	1	29,210	29,210	252	252	9	174	174	6
MORGAN	1	14,897	14,897	276	276	19	257	257	17
MORROW	1	31,628	31,628	225	225	7	212	212	7
NOBLE	1	14,058	14,058	126	126	9	132	132	9
WYANDOT	1	22,908	22,908	248	248	11	251	251	11
The judges of the following counties have Domestic Relations Division jurisdiction exclusively.									
ALLEN	1	108,473	108,473	1,407	1,407	13	1,445	1,445	13
BUTLER	2	332,807	166,404	4,520	2,260	14	4,410	2,205	13
CLERMONT	1	177,977	177,977	4,287	4,287	24	4,150	4,150	23
CUYAHOGA	5	1,393,978	278,796	9,755	1,951	7	10,401	2,080	7
FAIRFIELD	1	122,759	122,759	2,705	2,705	22	2,770	2,770	23
GREENE	1	147,886	147,886	1,730	1,730	12	1,565	1,565	11
HAMILTON	3	845,303	281,768	13,570	4,523	16	13,215	4,405	16
LAKE	1	227,511	227,511	1,931	1,931	8	1,966	1,966	9
LICKING	1	145,491	145,491	3,205	3,205	22	3,142	3,142	22
LUCAS	2	455,054	227,527	4,693	2,347	10	4,896	2,448	11
MAHONING	1	257,555	257,555	2,299	2,299	9	2,481	2,481	10
MEDINA	1	151,095	151,095	2,116	2,116	14	2,204	2,204	15
MONTGOMERY	2	559,062	279,531	5,967	2,984	11	5,962	2,981	11
MUSKINGUM	1	84,585	84,585	3,473	3,473	41	2,959	2,959	35
PORTAGE	1	152,061	152,061	1,717	1,717	11	1,723	1,723	11
SCIOTO	1	79,195	79,195	1,332	1,332	17	1,338	1,338	17
SUMMIT	2	542,899	271,450	6,523	3,262	12	6,431	3,216	12
WARREN	1	158,383	158,383	2,474	2,474	16	2,537	2,537	16
The judges of the following counties also have Juvenile Division jurisdiction.									
AUGLAIZE*	1	46,611	46,611	564	564	12	593	593	13
CLARK	1	144,742	144,742	2,273	2,273	16	2,369	2,369	16
ERIE	1	79,551	79,551	900	900	11	931	931	12
FRANKLIN	5	1,068,978	213,796	8,018	1,604	8	7,954	1,591	7
LORAIN	3	284,664	94,888	2,494	831	9	2,516	839	9
MARION*	2	66,217	33,109	1,503	752	23	1,501	751	23
RICHLAND	1	128,852	128,852	2,870	2,870	22	2,527	2,527	20
STARK	3	378,098	126,033	7,195	2,398	19	7,227	2,409	19
TRUMBULL	2	225,116	112,558	2,519	1,260	11	2,625	1,313	12
The judges of the following counties also have General Division jurisdiction.									
ASHLAND	1	52,523	52,523	452	452	9	494	494	9
ASHTABULA	3	102,728	34,243	971	324	9	1,034	345	10
ATHENS	2	62,223	31,112	835	418	13	795	398	13
BELMONT	2	70,226	35,113	627	314	9	636	318	9
BROWN	1	42,285	42,285	756	756	18	719	719	17
CARROLL	1	28,836	28,836	275	275	10	269	269	9
CHAMPAIGN	1	38,890	38,890	1,053	1,053	27	1,010	1,010	26
CLINTON	1	40,543	40,543	554	554	14	586	586	14
COLUMBIANA	2	112,075	56,038	1,679	840	15	1,773	887	16
COSHOCTON	1	36,655	36,655	717	717	20	725	725	20
CRAWFORD	1	46,966	46,966	593	593	13	641	641	14
DARKE	1	53,309	53,309	576	576	11	608	608	11

COURTS OF COMMON PLEAS - DOMESTIC RELATIONS DIVISION

OVERALL CASELOADS (continued)

2003

COUNTY	NUMBER OF JUDGES	----- POPULATION -----		NEW FILINGS, TRANSFERS, AND REACTIVATIONS -----			----- TERMINATIONS -----		
		TOTAL	PER JUDGE	TOTAL	PER JUDGE	PER 1,000 POPULATION	TOTAL	PER JUDGE	PER 1,000 POPULATION
DEFIANCE	1	39,500	39,500	399	399	10	405	405	10
DELAWARE	2	109,989	54,995	922	461	8	890	445	8
FAYETTE	1	28,433	28,433	506	506	18	528	528	19
FULTON	1	42,084	42,084	331	331	8	361	361	9
GALLIA	1	31,069	31,069	540	540	17	542	542	17
GEAUGA	2	90,895	45,448	704	352	8	712	356	8
GUERNSEY	1	40,792	40,792	651	651	16	661	661	16
HANCOCK	2	71,295	35,648	854	427	12	902	451	13
HARDIN	1	31,945	31,945	259	259	8	240	240	8
HARRISON	1	15,856	15,856	219	219	14	240	240	15
HIGHLAND	1	40,875	40,875	711	711	17	718	718	18
HOCKING	1	28,241	28,241	333	333	12	335	335	12
HOLMES	1	38,943	38,943	411	411	11	409	409	11
HURON	1	59,487	59,487	904	904	15	932	932	16
JACKSON	1	32,641	32,641	328	328	10	360	360	11
JEFFERSON	2	73,894	36,947	524	262	7	485	243	7
KNOX	1	54,500	54,500	731	731	13	690	690	13
LAWRENCE	2	62,319	31,160	943	472	15	881	441	14
LOGAN	1	46,005	46,005	660	660	14	694	694	15
MADISON	1	40,213	40,213	367	367	9	357	357	9
MEIGS	1	23,072	23,072	359	359	16	391	391	17
MERCER	1	40,924	40,924	452	452	11	472	472	12
MIAMI	2	98,868	49,434	1,133	567	11	1,158	579	12
MONROE	1	15,180	15,180	149	149	10	138	138	9
OTTAWA	1	40,985	40,985	330	330	8	373	373	9
PAULDING	1	20,293	20,293	322	322	16	327	327	16
PERRY	1	34,078	34,078	395	395	12	392	392	12
PICKAWAY	1	52,727	52,727	666	666	13	637	637	12
PIKE	1	27,695	27,695	321	321	12	312	312	11
PREBLE	1	42,337	42,337	590	590	14	570	570	13
PUTNAM	1	34,726	34,726	285	285	8	264	264	8
ROSS	2	73,345	36,673	835	418	11	761	381	10
SANDUSKY	2	61,792	30,896	635	318	10	617	309	10
SENECA	2	58,683	29,342	722	361	12	720	360	12
SHELBY	1	47,910	47,910	555	555	12	561	561	12
TUSCARAWAS	2	90,914	45,457	1,215	608	13	1,134	567	12
UNION	1	40,909	40,909	457	457	11	456	456	11
VAN WERT	1	29,659	29,659	550	550	19	548	548	18
VINTON	1	12,806	12,806	351	351	27	339	339	26
WASHINGTON	2	63,251	31,626	1,217	609	19	1,202	601	19
WAYNE	2	111,564	55,782	1,134	567	10	1,167	584	10
WILLIAMS	1	39,188	39,188	456	456	12	464	464	12
WOOD	3	121,065	40,355	1,153	384	10	1,162	387	10
STATEWIDE	127	11,353,140	89,395	138,377	1,090	12	138,161	1,088	12

88

All population figures based on estimated 2001 U.S. Census

* The judges of Auglaize and Marion Counties also have Probate Division jurisdiction.

COURTS OF COMMON PLEAS - DOMESTIC RELATIONS DIVISION

TERMINATIONS OF MARRIAGES OVERALL CASELOADS

2003

<u>COUNTY</u>	<u>CASES PENDING JANUARY 1</u>	<u>NEW FILINGS</u>	<u>REACTIVATIONS AND TRANSFERS</u>	<u>TOTAL CASES</u>	<u>TOTAL TERMIN- ATIONS</u>	<u>CLEARANCE RATE</u>	<u>CASES PENDING DECEMBER 31</u>	<u>CASES PENDING BEYOND TIME GUIDELINES</u>
ADAMS	43	197	0	240	181	91.9%	59	0
ALLEN	204	514	28	746	593	109.4%	153	1
ASHLAND	79	188	1	268	208	110.1%	60	1
ASHTABULA	346	509	35	890	638	117.3%	252	32
ATHENS	109	280	0	389	273	97.5%	116	5
AUGLAIZE	68	203	13	284	234	108.3%	50	36
BELMONT	89	312	16	417	333	101.5%	84	5
BROWN	176	270	1	447	287	105.9%	160	24
BUTLER	535	1,502	6	2,043	1,575	104.4%	468	0
CARROLL	31	145	0	176	142	97.9%	34	0
CHAMPAIGN	93	197	10	300	202	97.6%	98	18
CLARK	318	692	10	1,020	768	109.4%	252	15
CLERMONT	326	904	42	1,272	941	99.5%	331	4
CLINTON	97	241	4	342	243	99.2%	99	8
COLUMBIANA	203	448	7	658	478	105.1%	180	9
COSHOCTON	64	196	35	295	234	101.3%	61	0
CRAWFORD	123	263	18	404	296	105.3%	108	10
CUYAHOGA	2,284	5,286	526	8,096	5,891	101.4%	2,205	217
DARKE	104	243	6	353	260	104.4%	93	2
DEFIANCE	90	183	1	274	192	104.3%	82	8
DELAWARE	137	444	8	589	424	93.8%	165	8
ERIE	187	318	23	528	368	107.9%	160	6
FAIRFIELD	235	667	21	923	663	96.4%	260	15
FAYETTE	61	172	4	237	171	97.2%	66	6
FRANKLIN	2,208	4,858	427	7,493	5,348	101.2%	2,145	167
FULTON	89	201	2	292	215	105.9%	77	6
GALLIA	59	207	0	266	206	99.5%	60	0
GEAUGA	159	345	11	515	359	100.8%	156	3
GREENE	278	632	7	917	635	99.4%	282	15
GUERNSEY	54	206	5	265	203	96.2%	62	0
HAMILTON	107	2,811	0	2,918	2,785	99.1%	133	0
HANCOCK	153	358	4	515	357	98.6%	158	17
HARDIN	74	142	58	274	189	94.5%	85	5
HARRISON	28	56	16	100	81	112.5%	19	2
HENRY	67	96	1	164	105	108.2%	59	0
HIGHLAND	124	268	0	392	311	116.0%	81	10
HOCKING	80	173	0	253	190	109.8%	63	1
HOLMES	25	72	0	97	78	108.3%	19	0
HURON	99	291	12	402	295	97.4%	107	2
JACKSON	91	203	1	295	233	114.2%	62	4
JEFFERSON	72	312	13	397	306	94.2%	91	2
KNOX	100	277	0	377	247	89.2%	130	7
LAKE	437	882	83	1,402	999	103.5%	403	1
LAWRENCE	172	470	32	674	481	95.8%	193	7
LICKING	264	688	46	998	789	107.5%	209	2
LOGAN	102	244	5	351	277	111.2%	74	3
LORAIN	530	1,157	18	1,705	1,238	105.4%	467	1
LUCAS	943	2,047	83	3,073	2,181	102.4%	892	34

COURTS OF COMMON PLEAS - DOMESTIC RELATIONS DIVISION

TERMINATIONS OF MARRIAGES OVERALL CASELOADS (continued)

2003

<u>COUNTY</u>	<u>CASES PENDING JANUARY 1</u>	<u>NEW FILINGS</u>	<u>REACTIVATIONS AND TRANSFERS</u>	<u>TOTAL CASES</u>	<u>TOTAL TERMIN- ATIONS</u>	<u>CLEARANCE RATE</u>	<u>CASES PENDING DECEMBER 31</u>	<u>CASES PENDING BEYOND TIME GUIDELINES</u>
MADISON	74	179	10	263	195	103.2%	68	2
MAHONING	395	838	3	1,236	916	108.9%	320	2
MARION	174	374	5	553	411	108.4%	142	4
MEDINA	320	672	73	1,065	751	100.8%	314	1
MEIGS	47	137	3	187	153	109.3%	34	2
MERCER	48	121	7	176	139	108.6%	37	2
MIAMI	183	511	0	694	512	100.2%	182	0
MONROE	24	78	2	104	76	95.0%	28	0
MONTGOMERY	1,077	2,568	64	3,709	2,733	103.8%	976	36
MORGAN	29	74	1	104	61	81.3%	43	0
MORROW	79	169	0	248	173	102.4%	75	24
MUSKINGUM	0	450	142	592	474	-	118	2
NOBLE	23	65	0	88	68	104.6%	20	1
OTTAWA	107	188	0	295	215	114.4%	80	6
PAULDING	41	101	2	144	109	105.8%	35	1
PERRY	46	180	0	226	178	98.9%	48	0
PICKAWAY	91	248	6	345	269	105.9%	76	0
PIKE	76	190	1	267	189	99.0%	78	8
PORTAGE	276	681	11	968	690	99.7%	278	22
PREBLE	118	244	1	363	252	102.9%	111	5
PUTNAM	33	103	12	148	111	96.5%	37	1
RICHLAND	281	601	34	916	659	103.8%	257	24
ROSS	180	437	4	621	412	93.4%	209	44
SANDUSKY	121	292	12	425	297	97.7%	128	11
SCIOTO	211	522	26	759	544	99.3%	215	12
SENECA	59	259	4	322	240	91.3%	82	3
SHELBY	55	279	4	338	268	94.7%	70	0
STARK	620	1,617	32	2,269	1,715	104.0%	554	4
SUMMIT	1,044	2,147	11	3,202	2,249	104.2%	953	17
TRUMBULL	628	1,105	49	1,782	1,294	112.1%	488	0
TUSCARAWAS	155	508	13	676	479	91.9%	197	6
UNION	50	253	5	308	246	95.3%	62	0
VAN WERT	39	156	7	202	160	98.2%	42	1
VINTON	19	97	5	121	93	91.2%	28	0
WARREN	319	803	52	1,174	890	104.1%	284	1
WASHINGTON	106	320	0	426	309	96.6%	117	8
WAYNE	189	527	13	729	528	97.8%	201	2
WILLIAMS	66	214	1	281	226	105.1%	55	2
WOOD	216	435	6	657	441	100.0%	216	26
WYANDOT	30	101	1	132	98	96.1%	34	3
STATEWIDE	19,966	50,214	2,261	72,441	53,526	102.0%	18,915	1,002

88

COURTS OF COMMON PLEAS - DOMESTIC RELATIONS DIVISION

TERMINATIONS OF MARRIAGES TERMINATIONS

2003

<u>COUNTY</u>	** UNCONTESTED **		** TRIAL BY **		<u>VOLUNTARY</u>	<u>MEDIATION/</u>	<u>BANKRUPTCY</u>	<u>TRANS-</u>	<u>PRIVATE</u>	<u>UNAVAIL-</u>	<u>OTHER</u>	<u>TOTAL</u>	
	<u>JUDGE</u>	<u>MAGISTRATE</u>	<u>JUDGE</u>	<u>MAGISTRATE</u>									<u>DISMISSAL</u>
ADAMS	13	33	3	73	27	0	0	0	0	0	32	181	
ALLEN	281	156	45	0	62	0	2	0	0	0	47	593	
ASHLAND	113	55	0	26	12	0	0	0	0	0	2	208	
ASHTABULA	83	396	16	5	87	7	5	3	0	1	35	638	
ATHENS	1	112	5	33	40	0	0	7	0	0	75	273	
AUGLAIZE	156	0	34	0	24	8	3	1	0	0	8	234	
BELMONT	4	245	5	31	25	0	0	3	0	0	20	333	
BROWN	1	209	0	20	54	0	0	1	0	0	2	287	
BUTLER	1,048	80	227	30	124	0	2	11	0	0	53	1,575	
CARROLL	121	0	4	0	12	0	0	1	0	0	4	142	
CHAMPAIGN	86	48	0	42	13	4	0	1	0	0	8	202	
CLARK	489	1	49	140	49	10	5	0	0	2	23	768	
CLERMONT	181	231	28	394	59	16	1	2	0	0	29	941	
CLINTON	0	113	0	88	35	0	0	1	0	0	6	243	
COLUMBIANA	26	365	6	12	38	7	8	3	0	1	12	478	
COSHOCTON	66	101	1	6	19	0	2	0	0	0	39	234	
CRAWFORD	0	215	2	23	12	25	1	0	0	1	17	296	
CUYAHOGA	3,671	1,016	0	10	648	0	89	416	6	0	35	5,891	
DARKE	188	0	1	43	24	0	3	0	0	0	1	260	
DEFIANCE	114	29	1	26	17	0	0	2	0	0	3	192	
DELAWARE	90	245	0	38	39	0	3	6	0	1	2	424	
ERIE	89	205	0	2	28	2	0	0	0	28	14	368	
FAIRFIELD	584	0	3	4	36	0	5	0	0	0	31	663	
FAYETTE	1	73	4	67	18	0	0	0	0	3	5	171	
FRANKLIN	4,256	0	25	0	319	0	69	61	307	131	180	5,348	
FULTON	74	55	32	31	19	0	0	1	0	0	3	215	
GALLIA	108	11	1	54	23	0	1	3	0	0	5	206	
GEAUGA	51	192	3	61	34	0	5	4	0	0	9	359	
GREENE	200	210	54	72	66	3	2	0	0	0	28	635	
GUERNSEY	1	1	5	176	11	2	0	0	0	0	7	203	
HAMILTON	1,982	0	557	2	244	0	0	0	0	0	0	2,785	
HANCOCK	2	294	2	28	18	1	0	1	0	0	11	357	
HARDIN	8	48	36	56	20	0	2	0	3	11	5	189	
HARRISON	26	30	9	9	5	0	0	0	0	0	2	81	
HENRY	28	57	7	10	3	0	0	0	0	0	0	105	
HIGHLAND	0	144	1	135	31	0	0	0	0	0	0	311	
HOCKING	105	0	1	59	23	0	0	1	0	0	1	190	
HOLMES	6	50	3	9	7	0	0	0	0	0	3	78	
HURON	72	43	2	124	35	1	2	1	0	0	15	295	
JACKSON	11	188	1	3	25	0	0	0	0	0	5	233	
JEFFERSON	240	25	4	4	13	0	0	1	0	0	19	306	
KNOX	0	172	0	10	19	2	2	0	2	0	40	247	
LAKE	123	260	5	423	94	15	36	5	0	1	37	999	
LAWRENCE	313	13	6	14	33	0	2	5	0	0	95	481	
LICKING	368	59	157	53	57	32	13	31	0	3	16	789	
LOGAN	3	208	1	20	30	1	7	0	0	1	6	277	
LORAIN	1,014	0	8	0	120	0	32	27	0	3	34	1,238	
LUCAS	1,761	29	22	0	154	40	0	16	0	0	159	2,181	

COURTS OF COMMON PLEAS - DOMESTIC RELATIONS DIVISION
TERMINATIONS OF MARRIAGES TERMINATIONS (continued)

2003

COUNTY	** UNCONTESTED **		** TRIAL BY **		VOLUNTARY DISMISSAL	MEDIATION/ CONCILIATION	BANKRUPTCY	TRANS- FERRED OUT	PRIVATE JUDGE	UNAVAIL- ABILITY OF PARTY	OTHER TERMIN- ATIONS	TOTAL TERMIN- ATIONS
	JUDGE	MAGISTRATE	JUDGE	MAGISTRATE			STAY / INTER- LOCUTORY APPEAL					
MADISON	88	19	3	59	19	0	0	1	0	0	6	195
MAHONING	736	0	23	0	76	3	0	4	0	2	72	916
MARION	346	0	18	0	25	1	0	1	0	0	20	411
MEDINA	332	98	101	29	67	26	22	28	0	8	40	751
MEIGS	62	0	80	0	9	0	0	1	0	0	1	153
MERCER	36	23	35	24	12	2	0	2	0	4	1	139
MIAMI	123	327	0	7	28	0	4	0	0	0	23	512
MONROE	48	0	2	0	4	0	0	1	0	0	21	76
MONTGOMERY	1,333	400	562	24	240	56	40	5	0	8	65	2,733
MORGAN	40	0	12	0	8	0	0	0	0	0	1	61
MORROW	41	10	0	101	14	0	0	0	0	0	7	173
MUSKINGUM	316	81	17	17	40	0	1	0	0	0	2	474
NOBLE	19	3	36	0	9	0	0	0	0	0	1	68
OTTAWA	0	57	0	136	20	0	0	0	0	0	2	215
PAULDING	91	0	3	0	9	0	1	1	0	0	4	109
PERRY	83	2	0	7	7	1	8	3	0	0	67	178
PICKAWAY	169	0	43	27	20	0	1	0	0	0	9	269
PIKE	155	0	0	2	21	1	0	0	0	3	7	189
PORTAGE	426	113	23	19	67	0	0	2	0	0	40	690
PREBLE	107	0	58	60	14	0	3	6	0	0	4	252
PUTNAM	95	0	0	1	10	0	0	0	0	1	4	111
RICHLAND	336	220	0	16	58	0	1	0	0	2	26	659
ROSS	260	17	29	29	45	0	1	10	0	0	21	412
SANDUSKY	130	0	110	0	19	2	2	10	0	2	22	297
SCIOTO	125	288	14	0	63	21	7	1	0	1	24	544
SENECA	12	187	1	22	13	0	0	0	0	1	4	240
SHELBY	0	156	0	82	28	0	0	1	0	0	1	268
STARK	580	818	81	20	90	1	15	7	0	0	103	1,715
SUMMIT	1,371	546	19	20	144	0	1	2	0	6	140	2,249
TRUMBULL	808	108	10	0	130	0	0	28	0	0	210	1,294
TUSCARAWAS	1	352	0	47	52	1	0	2	0	1	23	479
UNION	119	0	86	0	20	0	4	1	0	0	16	246
VAN WERT	0	136	0	0	19	0	2	0	0	0	3	160
VINTON	60	0	20	0	7	1	0	1	0	0	4	93
WARREN	496	49	98	121	66	10	2	2	0	0	46	890
WASHINGTON	243	0	32	0	21	2	1	2	0	0	8	309
WAYNE	6	384	1	91	23	0	0	5	0	0	18	528
WILLIAMS	36	163	0	0	26	0	0	0	0	0	1	226
WOOD	81	283	0	26	25	4	0	8	0	0	14	441
WYANDOT	8	61	3	17	7	1	0	0	0	0	1	98
STATEWIDE	27,476	10,918	2,896	3,470	4,480	309	418	750	318	226	2,265	53,526

88

COURTS OF COMMON PLEAS - DOMESTIC RELATIONS DIVISION

DOMESTIC VIOLENCE OVERALL CASELOADS

2003

<i>COUNTY</i>	<i>CASES PENDING JANUARY 1</i>	<i>NEW FILINGS</i>	<i>REACTIVATIONS AND TRANSFERS</i>	<i>TOTAL CASES</i>	<i>TOTAL TERMIN- ATIONS</i>	<i>CLEARANCE RATE</i>	<i>CASES PENDING DECEMBER 31</i>	<i>CASES PENDING BEYOND TIME GUIDELINES</i>
ADAMS	3	137	0	140	116	84.7%	24	6
ALLEN	4	117	2	123	116	97.5%	7	3
ASHLAND	4	61	1	66	58	93.5%	8	2
ASHTABULA	8	25	0	33	31	124.0%	2	2
ATHENS	16	117	1	134	121	102.5%	13	8
AUGLAIZE	0	20	0	20	19	95.0%	1	13
BELMONT	4	19	0	23	20	105.3%	3	2
BROWN	27	161	0	188	164	101.9%	24	13
BUTLER	66	1,156	31	1,253	1,067	89.9%	186	0
CARROLL	1	9	0	10	9	100.0%	1	0
CHAMPAIGN	3	76	3	82	77	97.5%	5	6
CLARK	13	364	21	398	376	97.7%	22	0
CLERMONT	1	761	412	1,174	1,136	96.8%	38	3
CLINTON	18	106	1	125	111	103.7%	14	6
COLUMBIANA	15	208	6	229	213	99.5%	16	9
COSHOCTON	1	58	0	59	59	101.7%	0	0
CRAWFORD	15	102	3	120	105	100.0%	15	10
CUYAHOGA	74	593	81	748	657	97.5%	91	73
DARKE	3	97	8	108	104	99.0%	4	1
DEFIANCE	7	19	0	26	23	121.1%	3	0
DELAWARE	2	68	3	73	68	95.8%	5	2
ERIE	20	180	5	205	189	102.2%	16	4
FAIRFIELD	22	113	12	147	138	110.4%	9	5
FAYETTE	21	114	1	136	128	111.3%	8	4
FRANKLIN	43	1,008	73	1,124	1,029	95.2%	95	0
FULTON	3	6	0	9	9	150.0%	0	0
GALLIA	1	16	0	17	16	100.0%	1	0
GEAUGA	8	57	2	67	59	100.0%	8	3
GREENE	0	248	66	314	260	82.8%	54	45
GUERNSEY	1	22	7	30	29	100.0%	1	0
HAMILTON	0	1,484	0	1,484	1,484	100.0%	0	0
HANCOCK	34	133	1	168	139	103.7%	29	24
HARDIN	8	52	1	61	44	83.0%	17	10
HARRISON	1	1	0	2	2	200.0%	0	0
HENRY	3	11	0	14	7	63.6%	7	0
HIGHLAND	12	174	0	186	177	101.7%	9	9
HOCKING	7	60	9	76	69	100.0%	7	0
HOLMES	1	27	0	28	27	100.0%	1	0
HURON	2	55	10	67	65	100.0%	2	1
JACKSON	6	17	0	23	21	123.5%	2	1
JEFFERSON	9	18	3	30	26	123.8%	4	1
KNOX	0	0	0	0	0	-	0	0
LAKE	1	127	3	131	127	97.7%	4	0
LAWRENCE	7	47	5	59	46	88.5%	13	10
LICKING	12	373	0	385	361	96.8%	24	6
LOGAN	7	166	28	201	195	100.5%	6	1
LORAIN	3	246	0	249	246	100.0%	3	0
LUCAS	93	963	2	1,058	993	102.9%	65	26

COURTS OF COMMON PLEAS - DOMESTIC RELATIONS DIVISION

DOMESTIC VIOLENCE OVERALL CASELOADS (continued)

2003

<u>COUNTY</u>	<u>CASES PENDING JANUARY 1</u>	<u>NEW FILINGS</u>	<u>REACTIVATIONS AND TRANSFERS</u>	<u>TOTAL CASES</u>	<u>TOTAL TERMIN- ATIONS</u>	<u>CLEARANCE RATE</u>	<u>CASES PENDING DECEMBER 31</u>	<u>CASES PENDING BEYOND TIME GUIDELINES</u>
MADISON	1	10	2	13	13	108.3%	0	0
MAHONING	55	728	0	783	747	102.6%	36	0
MARION	8	156	0	164	152	97.4%	12	5
MEDINA	22	280	26	328	318	103.9%	10	1
MEIGS	3	38	1	42	39	100.0%	3	0
MERCER	0	6	2	8	8	100.0%	0	0
MIAMI	12	241	0	253	250	103.7%	3	0
MONROE	0	26	0	26	25	96.2%	1	1
MONTGOMERY	121	1,306	3	1,430	1,274	97.3%	156	19
MORGAN	0	0	1	1	1	-	0	0
MORROW	26	19	0	45	9	47.4%	36	0
MUSKINGUM	0	89	6	95	86	90.5%	9	1
NOBLE	2	8	0	10	9	112.5%	1	0
OTTAWA	23	64	0	87	66	103.1%	21	0
PAULDING	1	1	0	2	2	200.0%	0	0
PERRY	3	40	0	43	42	105.0%	1	0
PICKAWAY	0	31	0	31	29	93.5%	2	0
PIKE	8	33	0	41	37	112.1%	4	3
PORTAGE	2	98	22	122	104	86.7%	18	9
PREBLE	0	73	0	73	72	98.6%	1	1
PUTNAM	3	37	0	40	34	91.9%	6	4
RICHLAND	2	129	102	233	231	100.0%	2	0
ROSS	16	56	0	72	49	87.5%	23	20
SANDUSKY	7	50	3	60	50	94.3%	10	8
SCIOTO	9	185	6	200	186	97.4%	14	4
SENECA	15	256	22	293	280	100.7%	13	3
SHELBY	0	34	0	34	31	91.2%	3	1
STARK	15	191	1	207	190	99.0%	17	3
SUMMIT	36	624	50	710	661	98.1%	49	13
TRUMBULL	42	288	2	332	267	92.1%	65	0
TUSCARAWAS	7	96	16	119	113	100.9%	6	1
UNION	1	22	1	24	24	104.3%	0	0
VAN WERT	3	69	17	89	84	97.7%	5	0
VINTON	9	68	0	77	75	110.3%	2	0
WARREN	42	364	137	543	511	102.0%	32	1
WASHINGTON	14	125	0	139	132	105.6%	7	5
WAYNE	7	61	3	71	67	104.7%	4	1
WILLIAMS	0	9	0	9	9	100.0%	0	0
WOOD	36	269	9	314	269	96.8%	45	24
WYANDOT	4	47	9	60	55	98.2%	5	1
STATEWIDE	1,165	16,219	1,242	18,626	17,137	98.1%	1,489	438

88

COURTS OF COMMON PLEAS - DOMESTIC RELATIONS DIVISION

DOMESTIC VIOLENCE TERMINATIONS

2003

COUNTY	** UNCONTESTED **		** TRIAL BY **		VOLUN- TARY DIS- MISSAL	MEDIATION/ CONCILIATION	BANKRUPTCY		PRIVATE JUDGE	UNAVAIL- ABILITY OF PARTY	OTHER TERMIN- ATIONS	TOTAL TERMIN- ATIONS
	JUDGE	MAGISTRATE	JUDGE	MAGISTRATE			STAY/INTER- LOCUTORY APPEAL	TRANS- FERRED OUT				
ADAMS	0	0	2	63	23	0	0	0	0	0	28	116
ALLEN	9	17	7	13	27	0	1	0	0	0	42	116
ASHLAND	11	1	32	5	8	0	0	0	0	0	1	58
ASHTABULA	10	4	1	0	13	0	0	0	0	0	3	31
ATHENS	5	0	13	36	47	0	0	1	0	0	19	121
AUGLAIZE	3	0	9	0	6	0	0	0	0	0	1	19
BELMONT	0	8	0	0	3	0	0	0	0	0	9	20
BROWN	0	5	1	23	135	0	0	0	0	0	0	164
BUTLER	0	78	50	232	262	0	0	0	0	0	445	1,067
CARROLL	0	0	6	0	2	0	0	0	0	0	1	9
CHAMPAIGN	0	18	0	54	1	0	0	0	0	2	2	77
CLARK	0	0	0	318	27	0	0	0	0	1	30	376
CLERMONT	0	0	6	626	101	0	0	0	0	378	25	1,136
CLINTON	0	0	0	59	52	0	0	0	0	0	0	111
COLUMBIANA	1	66	21	41	54	3	0	1	0	0	26	213
COSHOCTON	7	0	31	0	15	0	0	0	0	2	4	59
CRAWFORD	0	28	2	63	8	0	0	0	0	0	4	105
CUYAHOGA	5	323	0	0	241	0	0	81	1	0	6	657
DARKE	23	2	17	10	52	0	0	0	0	0	0	104
DEFIANCE	9	0	13	0	1	0	0	0	0	0	0	23
DELAWARE	0	36	2	6	18	1	0	0	0	0	5	68
ERIE	0	77	0	15	43	0	0	0	0	2	52	189
FAIRFIELD	2	39	1	34	43	0	0	0	0	0	19	138
FAYETTE	3	0	0	90	23	0	0	0	0	7	5	128
FRANKLIN	444	6	84	0	201	0	0	18	0	124	152	1,029
FULTON	1	0	2	2	2	0	0	0	0	0	2	9
GALLIA	0	0	9	0	5	0	0	0	0	0	2	16
GEAUGA	0	10	0	17	29	0	0	0	0	1	2	59
GREENE	18	71	5	77	87	0	0	2	0	0	0	260
GUERNSEY	0	0	0	22	2	0	0	0	0	1	4	29
HAMILTON	0	0	0	496	988	0	0	0	0	0	0	1,484
HANCOCK	0	37	0	18	61	0	0	0	0	0	23	139
HARDIN	0	0	1	13	22	4	0	0	0	4	0	44
HARRISON	0	0	0	1	1	0	0	0	0	0	0	2
HENRY	5	0	0	0	1	0	0	0	0	0	1	7
HIGHLAND	0	0	2	133	42	0	0	0	0	0	0	177
HOCKING	2	0	39	7	21	0	0	0	0	0	0	69
HOLMES	0	2	2	14	7	0	0	0	0	0	2	27
HURON	0	0	4	44	8	0	0	0	0	0	9	65
JACKSON	0	3	0	4	10	0	0	0	0	0	4	21
JEFFERSON	0	0	0	0	3	0	0	0	0	0	23	26
KNOX	0	0	0	0	0	0	0	0	0	0	0	0
LAKE	0	0	52	32	14	0	0	0	0	0	29	127
LAWRENCE	27	0	0	0	2	0	0	0	0	0	17	46
LICKING	0	0	0	182	159	0	0	0	0	1	19	361
LOGAN	4	19	26	61	57	0	20	0	0	0	8	195
LORAIN	98	39	1	1	5	0	0	0	0	0	102	246
LUCAS	0	317	0	261	199	0	0	2	0	0	214	993

COURTS OF COMMON PLEAS - DOMESTIC RELATIONS DIVISION

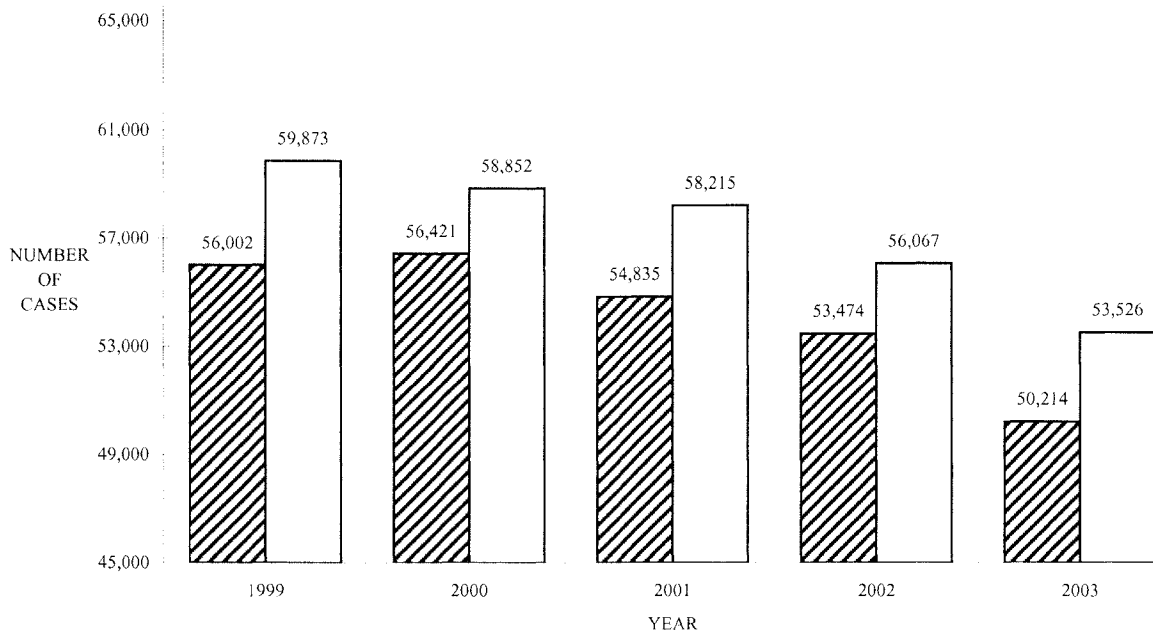
DOMESTIC VIOLENCE TERMINATIONS (continued)

2003

COUNTY	** UNCONTESTED **		** TRIAL BY **		VOLUN- TARY DIS- MISSAL	MEDIATION/ CONCILIATION	BANKRUPTCY		PRIVATE JUDGE	UNAVAIL- ABILITY OF PARTY	OTHER TERMIN- ATIONS	TOTAL TERMIN- ATIONS
	JUDGE	MAGISTRATE	JUDGE	MAGISTRATE			STAY/INTER- LOCUTORY APPEAL	TRANS- FERRED OUT				
MADISON	0	0	7	1	1	0	0	0	0	0	4	13
MAHONING	1	485	0	0	0	0	0	0	0	0	261	747
MARION	60	0	61	0	14	0	0	0	0	0	17	152
MEDINA	0	5	4	237	19	1	0	4	0	24	24	318
MEIGS	0	0	20	0	18	0	0	0	0	0	1	39
MERCER	3	0	4	0	1	0	0	0	0	0	0	8
MIAMI	0	0	5	80	44	0	0	0	0	2	119	250
MONROE	0	0	10	0	9	0	0	0	0	1	5	25
MONTGOMERY	0	4	1	712	336	0	0	2	0	1	218	1,274
MORGAN	1	0	0	0	0	0	0	0	0	0	0	1
MORROW	0	0	0	2	7	0	0	0	0	0	0	9
MUSKINGUM	2	18	9	41	16	0	0	0	0	0	0	86
NOBLE	0	0	7	0	1	0	0	0	0	0	1	9
OTTAWA	0	0	0	49	3	0	0	0	0	0	14	66
PAULDING	2	0	0	0	0	0	0	0	0	0	0	2
PERRY	0	0	0	17	6	0	0	0	0	0	19	42
PICKAWAY	4	0	11	2	9	0	0	0	0	0	3	29
PIKE	16	0	8	1	7	0	0	0	0	1	4	37
PORTAGE	0	0	0	98	2	0	0	0	0	2	2	104
PREBLE	0	0	71	0	0	0	1	0	0	0	0	72
PUTNAM	21	0	0	0	12	0	0	0	0	1	0	34
RICHLAND	2	22	0	52	27	0	0	0	0	0	128	231
ROSS	1	0	17	4	11	0	0	1	0	0	15	49
SANDUSKY	1	0	0	0	5	0	0	0	0	1	43	50
SCIOTO	11	84	1	11	74	0	0	0	0	2	3	186
SENECA	65	59	21	48	67	0	1	0	0	7	12	280
SHELBY	0	2	0	17	12	0	0	0	0	0	0	31
STARK	0	0	1	120	9	0	0	1	0	0	59	190
SUMMIT	1	5	0	403	3	0	0	0	0	0	249	661
TRUMBULL	4	103	0	0	138	0	0	1	0	0	21	267
TUSCARAWAS	0	20	0	43	29	0	0	0	0	1	20	113
UNION	0	0	14	0	5	0	0	0	0	0	5	24
VAN WERT	0	27	0	1	24	0	0	1	0	0	31	84
VINTON	1	4	35	0	13	0	0	0	0	12	10	75
WARREN	0	0	10	182	57	0	0	0	0	2	260	511
WASHINGTON	16	0	58	4	33	1	0	5	0	0	15	132
WAYNE	8	7	7	9	11	11	0	2	0	0	12	67
WILLIAMS	6	0	0	0	3	0	0	0	0	0	0	9
WOOD	17	145	2	25	37	1	0	3	0	7	32	269
WYANDOT	0	11	6	21	15	0	0	0	0	0	2	55
STATEWIDE	930	2,207	831	5,253	4,209	22	23	125	1	587	2,949	17,137

88

**COURTS OF COMMON PLEAS - DOMESTIC RELATIONS DIVISION
STATEWIDE NEW CASES FILED AND TOTAL TERMINATIONS COMPARISON
1999-2003**



Note: Marriage terminations and dissolution cases only

■ NEW CASES FILED □ TOTAL TERMINATIONS



Section G

Courts of Common Pleas

Probate Division

COURTS OF COMMON PLEAS - PROBATE DIVISION
COMPOSITE REPORT FORM FOR THE ENTIRE STATE
2003

	<i>CASES PENDING JANUARY 1</i>	<i>CASES FILED</i>	<i>CASES CLOSED</i>	<i>CASES PENDING DECEMBER 31</i>
DECEDENT'S ESTATES	64,957	61,115	62,867	63,205
GUARDIANSHIPS OF MINORS	23,333	3,980	4,430	22,883
GUARDIANSHIPS OF INCOMPETENTS	33,183	6,797	5,401	34,579
EMERGENCY, LIMITED AND INTERIM GUARDIANSHIPS	X	X	840	X
CONSERVATORSHIPS	315	121	117	319
TESTAMENTARY TRUSTS	11,125	980	1,167	10,938
CIVIL ACTIONS	2,641	2,722	2,621	2,742
ADOPTIONS	2,299	5,817	6,257	1,859
MENTAL ILLNESS AND MENTAL RETARDATION	2,159	5,173	5,296	2,036
MINORS' SETTLEMENTS	2,005	2,082	1,913	2,174
WRONGFUL DEATH	328	371	349	350
DELAYED REGISTRATION AND CORRECTION OF BIRTH	X	1,050	1,006	X
CHANGE OF NAME	X	5,130	5,010	X
TOTALS	142,345	95,338	97,274	141,085
MARRIAGE APPLICATIONS GRANTED DURING YEAR	79,220			

Note: "X" indicates data not required

COURTS OF COMMON PLEAS - PROBATE DIVISION

OVERALL CASELOADS

2003

COUNTY	NUMBER OF JUDGES	--- POPULATION ---		NEW FILINGS, TRANSFERS, AND REACTIVATIONS -----			----- TERMINATIONS -----		
		TOTAL	PER JUDGE	TOTAL	PER JUDGE	PER 1,000 POPULATION	TOTAL	PER JUDGE	PER 1,000 POPULATION
The judges of the following counties also have General, Domestic Relations, and Juvenile Division jurisdiction.									
ADAMS	1	27,330	27,330	202	202	7	191	191	7
HENRY	1	29,210	29,210	255	255	9	246	246	8
MORGAN	1	14,897	14,897	141	141	9	142	142	10
MORROW	1	31,628	31,628	245	245	8	189	189	6
NOBLE	1	14,058	14,058	97	97	7	113	113	8
WYANDOT	1	22,908	22,908	203	203	9	249	249	11

The judges of the following counties have Probate Division jurisdiction exclusively.									
BUTLER	1	332,807	332,807	2,311	2,311	7	2,287	2,287	7
CLARK	1	144,742	144,742	1,405	1,405	10	1,432	1,432	10
CUYAHOGA	2	1,393,978	696,989	14,011	7,006	10	13,186	6,593	9
ERIE	1	79,551	79,551	717	717	9	822	822	10
FRANKLIN	1	1,068,978	1,068,978	8,463	8,463	8	8,965	8,965	8
GREENE	1	147,886	147,886	760	760	5	715	715	5
HAMILTON	1	845,303	845,303	6,564	6,564	8	7,544	7,544	9
LAKE	1	227,511	227,511	1,615	1,615	7	1,296	1,296	6
LORAIN	1	284,664	284,664	2,103	2,103	7	2,127	2,127	7
LUCAS	1	455,054	455,054	4,286	4,286	9	4,533	4,533	10
MAHONING	1	257,555	257,555	2,229	2,229	9	2,344	2,344	9
MONTGOMERY	1	559,062	559,062	4,857	4,857	9	4,912	4,912	9
RICHLAND	1	128,852	128,852	1,023	1,023	8	944	944	7
STARK	1	378,098	378,098	3,465	3,465	9	3,463	3,463	9
SUMMIT	1	542,899	542,899	4,701	4,701	9	4,919	4,919	9
TRUMBULL	1	225,116	225,116	2,089	2,089	9	2,112	2,112	9

The judges of the following counties also have Juvenile Division jurisdiction.									
ALLEN	1	108,473	108,473	1,039	1,039	10	1,047	1,047	10
ASHLAND	1	52,523	52,523	411	411	8	436	436	8
ASHTABULA	1	102,728	102,728	927	927	9	963	963	9
ATHENS	1	62,223	62,223	599	599	10	627	627	10
AUGLAIZE *	1	46,611	46,611	362	362	8	360	360	8
BELMONT	1	70,226	70,226	738	738	11	799	799	11
BROWN	1	42,285	42,285	378	378	9	359	359	8
CARROLL	1	28,836	28,836	183	183	6	155	155	5
CHAMPAIGN	1	38,890	38,890	316	316	8	321	321	8
CLERMONT	1	177,977	177,977	1,244	1,244	7	1,251	1,251	7
CLINTON	1	40,543	40,543	349	349	9	371	371	9
COLUMBIANA	1	112,075	112,075	849	849	8	923	923	8
COSHOCTON	1	36,655	36,655	366	366	10	384	384	10
CRAWFORD	1	46,966	46,966	452	452	10	425	425	9
DARKE	1	53,309	53,309	601	601	11	641	641	12
DEFIANCE	1	39,500	39,500	316	316	8	284	284	7
DELAWARE	1	109,989	109,989	720	720	7	759	759	7
FAIRFIELD	1	122,759	122,759	916	916	7	869	869	7
FAYETTE	1	28,433	28,433	315	315	11	371	371	13
FULTON	1	42,084	42,084	374	374	9	407	407	10
GALLIA	1	31,069	31,069	312	312	10	297	297	10
GEAUGA	1	90,895	90,895	613	613	7	611	611	7
GUERNSEY	1	40,792	40,792	454	454	11	458	458	11

COURTS OF COMMON PLEAS - PROBATE DIVISION
OVERALL CASELOADS (continued)
2003

COUNTY	NUMBER OF JUDGES	----- POPULATION -----		NEW FILINGS, TRANSFERS, ----- AND REACTIVATIONS -----			----- TERMINATIONS -----		
		TOTAL	PER JUDGE	TOTAL	PER JUDGE	POPULATION	TOTAL	PER JUDGE	PER 1,000 POPULATION
HANCOCK	1	71,295	71,295	668	668	9	575	575	8
HARDIN	1	31,945	31,945	261	261	8	315	315	10
HARRISON	1	15,856	15,856	183	183	12	145	145	9
HIGHLAND	1	40,875	40,875	404	404	10	402	402	10
HOCKING	1	28,241	28,241	249	249	9	291	291	10
HOLMES	1	38,943	38,943	207	207	5	197	197	5
HURON	1	59,487	59,487	406	406	7	360	360	6
JACKSON	1	32,641	32,641	292	292	9	296	296	9
JEFFERSON	1	73,894	73,894	733	733	10	775	775	10
KNOX	1	54,500	54,500	437	437	8	467	467	9
LAWRENCE	1	62,319	62,319	520	520	8	674	674	11
LICKING	1	145,491	145,491	1,080	1,080	7	1,055	1,055	7
LOGAN	1	46,005	46,005	495	495	11	593	593	13
MADISON	1	40,213	40,213	258	258	6	275	275	7
MARION*	2	66,217	33,109	542	271	8	565	283	9
MEDINA	1	151,095	151,095	1,028	1,028	7	1,016	1,016	7
MEIGS	1	23,072	23,072	128	128	6	138	138	6
MERCER	1	40,924	40,924	351	351	9	350	350	9
MIAMI	1	98,868	98,868	774	774	8	837	837	8
MONROE	1	15,180	15,180	148	148	10	139	139	9
MUSKINGUM	1	84,585	84,585	686	686	8	802	802	9
OTTAWA	1	40,985	40,985	412	412	10	461	461	11
PAULDING	1	20,293	20,293	173	173	9	142	142	7
PERRY	1	34,078	34,078	303	303	9	270	270	8
PICKAWAY	1	52,727	52,727	368	368	7	399	399	8
PIKE	1	27,695	27,695	331	331	12	387	387	14
PORTAGE	1	152,061	152,061	873	873	6	843	843	6
PREBLE	1	42,337	42,337	325	325	8	426	426	10
PUTNAM	1	34,726	34,726	286	286	8	322	322	9
ROSS	1	73,345	73,345	656	656	9	707	707	10
SANDUSKY	1	61,792	61,792	596	596	10	441	441	7
SCIOTO	1	79,195	79,195	659	659	8	790	790	10
SENECA	1	58,683	58,683	565	565	10	604	604	10
SHELBY	1	47,910	47,910	416	416	9	428	428	9
TUSCARAWAS	1	90,914	90,914	703	703	8	685	685	8
UNION	1	40,909	40,909	275	275	7	314	314	8
VAN WERT	1	29,659	29,659	330	330	11	300	300	10
VINTON	1	12,806	12,806	104	104	8	109	109	9
WARREN	1	158,383	158,383	976	976	6	933	933	6
WASHINGTON	1	63,251	63,251	535	535	8	553	553	9
WAYNE	1	111,564	111,564	866	866	8	840	840	8
WILLIAMS	1	39,188	39,188	367	367	9	357	357	9
WOOD	1	121,065	121,065	793	793	7	847	847	7
STATEWIDE	90	11,353,140	126,146	95,338	1,059	8	97,274	1,081	9

88

All population figures based on estimated 2001 U.S.Census

* The judges of Auglaize and Marion Counties also have Domestic Relations Division jurisdiction.

COURTS OF COMMON PLEAS - PROBATE DIVISION
DECEDENTS' ESTATES AND WRONGFUL DEATH
2003

COUNTY	----- DECEDENTS' ESTATES -----				----- WRONGFUL DEATH -----			
	CASES PENDING JANUARY 1	CASES FILED	CASES CLOSED	CASES PENDING DECEMBER 31	CASES PENDING JANUARY 1	CASES FILED	CASES CLOSED	CASES PENDING DECEMBER
ADAMS	133	114	117	130	0	0	0	0
ALLEN	625	646	644	627	0	0	0	0
ASHLAND	261	324	330	255	0	0	0	0
ASHTABULA	534	682	710	506	0	0	0	0
ATHENS	156	259	258	157	0	0	0	0
AUGLAIZE	233	293	296	230	0	0	0	0
BELMONT	598	553	601	550	0	0	0	0
BROWN	254	251	259	246	0	0	0	0
BUTLER	1,215	1,391	1,393	1,213	0	0	0	0
CARROLL	186	158	133	211	0	0	0	0
CHAMPAIGN	166	243	236	173	0	0	0	0
CLARK	834	902	916	820	2	9	6	5
CLERMONT	394	797	779	412	0	0	0	0
CLINTON	185	217	233	169	0	8	7	1
COLUMBIANA	738	642	691	689	0	0	0	0
COSHOCTON	215	229	271	173	0	0	0	0
CRAWFORD	321	347	344	324	0	0	0	0
CUYAHOGA	15,109	8,258	7,643	15,724	0	0	0	0
DARKE	448	485	526	407	0	0	0	0
DEFIANCE	179	214	197	196	0	0	0	0
DELAWARE	345	458	503	300	0	0	0	0
ERIE	586	474	557	503	0	0	0	0
FAIRFIELD	397	583	580	400	7	24	15	16
FAYETTE	178	194	203	169	0	0	0	0
FRANKLIN	3,910	4,614	5,052	3,472	0	0	0	0
FULTON	240	274	296	218	0	0	0	0
GALLIA	240	171	179	232	0	0	0	0
GEAUGA	347	409	404	352	0	0	0	0
GREENE	764	400	274	890	0	4	4	0
GUERNSEY	198	188	193	193	5	9	11	3
HAMILTON	3,452	4,340	4,927	2,865	0	0	0	0
HANCOCK	436	474	403	507	0	8	8	0
HARDIN	217	186	228	175	0	0	0	0
HARRISON	57	150	118	89	0	2	2	0
HENRY	278	216	199	295	0	0	0	0
HIGHLAND	632	231	227	636	0	0	0	0
HOCKING	94	158	167	85	5	7	6	6
HOLMES	80	134	125	89	2	4	5	1
HURON	295	296	257	334	29	5	5	29
JACKSON	430	212	235	407	4	8	2	10
JEFFERSON	704	586	627	663	0	0	0	0
KNOX	190	321	363	148	0	0	0	0
LAKE	936	1,108	935	1,109	6	1	0	7
LAWRENCE	474	275	476	273	33	14	12	35
LICKING	447	688	711	424	44	32	23	53
LOGAN	346	369	441	274	0	0	0	0
LORAIN	1,147	1,413	1,446	1,114	0	0	0	0
LUCAS	2,400	2,697	2,955	2,142	0	0	0	0

COURTS OF COMMON PLEAS - PROBATE DIVISION

DECEDENTS' ESTATES AND WRONGFUL DEATH (continued)

2003

<u>COUNTY</u>	----- DECEDEMENTS' ESTATES -----				----- WRONGFUL DEATH -----			
	<u>CASES PENDING JANUARY 1</u>	<u>CASES FILED</u>	<u>CASES CLOSED</u>	<u>CASES PENDING DECEMBER 31</u>	<u>CASES PENDING JANUARY 1</u>	<u>CASES FILED</u>	<u>CASES CLOSED</u>	<u>CASES PENDING DECEMBER</u>
MADISON	263	180	201	242	3	6	5	4
MAHONING	2,429	1,537	1,567	2,399	0	0	0	0
MARION	320	390	407	303	0	8	8	0
MEDINA	541	628	641	528	36	17	5	48
MEIGS	507	79	78	508	0	1	1	0
MERCER	206	294	283	217	0	0	0	0
MIAMI	439	562	569	432	24	3	12	15
MONROE	89	114	106	97	0	0	0	0
MONTGOMERY	2,750	3,031	3,352	2,429	0	0	0	0
MORGAN	189	102	104	187	0	0	0	0
MORROW	348	160	151	357	6	2	0	8
MUSKINGUM	463	461	523	401	0	0	0	0
NOBLE	72	67	83	56	0	1	1	0
OTTAWA	287	321	326	282	0	0	0	0
PAULDING	98	128	92	134	2	4	6	0
PERRY	109	208	183	134	0	2	1	1
PICKAWAY	238	261	284	215	3	6	6	3
PIKE	172	133	158	147	42	6	16	32
PORTAGE	662	597	564	695	53	15	18	50
PREBLE	217	265	282	200	3	0	3	0
PUTNAM	162	200	228	134	0	0	0	0
RICHLAND	523	661	616	568	0	0	0	0
ROSS	263	433	467	229	0	0	0	0
SANDUSKY	385	484	350	519	0	0	0	0
SCIOTO	753	429	525	657	0	0	0	0
SENECA	309	361	391	279	0	10	10	0
SHELBY	183	340	344	179	0	0	0	0
STARK	1,695	2,133	2,158	1,670	0	0	0	0
SUMMIT	3,059	2,949	3,054	2,954	0	0	0	0
TRUMBULL	1,548	1,315	1,352	1,511	11	133	131	13
TUSCARAWAS	441	506	513	434	0	17	17	0
UNION	153	190	217	126	0	0	0	0
VAN WERT	235	256	236	255	0	0	0	0
VINTON	62	73	75	60	3	1	2	2
WARREN	431	599	632	398	0	0	0	0
WASHINGTON	299	421	427	293	0	0	0	0
WAYNE	454	624	607	471	0	0	0	0
WILLIAMS	192	269	258	203	0	2	1	1
WOOD	598	579	609	568	0	0	0	0
WYANDOT	209	151	196	164	5	2	0	7
STATEWIDE	64,957	61,115	62,867	63,205	328	371	349	350

88

COURTS OF COMMON PLEAS - PROBATE DIVISION

GUARDIANSHIPS

2003

COUNTY	----- MINORS -----				----- INCOMPETENTS -----				EMERGENCY, LIMITED, AND INTERIM APPOINTMENTS
	CASES PENDING JANUARY 1	CASES FILED	CASES CLOSED	CASES PENDING DECEMBER 31	CASES PENDING JANUARY 1	CASES FILED	CASES CLOSED	CASES PENDING DECEMBER 31	
ADAMS	51	5	13	43	98	4	8	94	9
ALLEN	513	75	71	517	438	101	81	458	47
ASHLAND	112	7	18	101	156	14	26	144	1
ASHTABULA	112	23	20	115	413	62	51	424	3
ATHENS	53	9	10	52	136	43	34	145	38
AUGLAIZE	66	12	11	67	68	17	6	79	3
BELMONT	60	10	10	60	243	36	37	242	20
BROWN	82	12	4	90	164	38	17	185	0
BUTLER	268	77	64	281	633	121	116	638	126
CARROLL	46	3	3	46	118	6	1	123	0
CHAMPAIGN	67	8	13	62	97	10	12	95	2
CLARK	954	158	139	973	552	93	80	565	18
CLERMONT	134	13	26	121	550	89	90	549	0
CLINTON	114	35	45	104	79	18	10	87	0
COLUMBIANA	114	14	37	91	327	74	75	326	0
COSHOCTON	71	13	9	75	127	21	22	126	2
CRAWFORD	73	5	4	74	111	29	14	126	2
CUYAHOGA	6,100	827	988	5,939	6,101	1,384	1,089	6,396	0
DARKE	111	26	27	110	93	22	25	90	2
DEFIANCE	108	22	11	119	136	15	6	145	0
DELAWARE	106	26	22	110	141	35	22	154	13
ERIE	128	10	30	108	300	82	58	324	21
FAIRFIELD	93	18	10	101	278	84	60	302	16
FAYETTE	57	12	17	52	105	20	30	95	19
FRANKLIN	3,599	694	798	3,495	2,578	574	382	2,770	45
FULTON	80	10	7	83	75	7	14	68	1
GALLIA	41	8	4	45	279	21	9	291	1
GEAUGA	121	34	22	133	189	37	27	199	18
GREENE	319	44	52	311	386	53	39	400	0
GUERNSEY	32	16	9	39	195	40	28	207	14
HAMILTON	1,689	212	295	1,606	1,474	323	278	1,519	8
HANCOCK	47	5	8	44	249	47	30	266	0
HARDIN	33	7	11	29	104	21	17	108	12
HARRISON	10	2	1	11	18	8	3	23	0
HENRY	48	9	11	46	76	5	4	77	0
HIGHLAND	143	35	27	151	118	29	14	133	43
HOCKING	28	4	11	21	78	28	30	76	23
HOLMES	17	3	1	19	105	29	25	109	8
HURON	58	13	8	63	147	23	22	148	7
JACKSON	55	6	5	56	137	13	11	139	0
JEFFERSON	57	5	6	56	297	43	27	313	5
KNOX	35	11	9	37	169	29	24	174	5
LAKE	367	108	58	417	712	124	94	742	0
LAWRENCE	321	72	30	363	295	33	20	308	11
LICKING	110	14	19	105	313	104	56	361	32
LOGAN	59	11	16	54	58	8	12	54	1
LORAIN	745	186	137	794	552	120	88	584	19
LUCAS	317	53	39	331	1,435	265	252	1,448	1

COURTS OF COMMON PLEAS - PROBATE DIVISION

GUARDIANSHIPS (continued)

2003

<u>COUNTY</u>	<u>MINORS</u>				<u>INCOMPETENTS</u>				<u>EMERGENCY, LIMITED, AND INTERIM APPOINTMENTS</u>
	<u>CASES PENDING JANUARY 1</u>	<u>CASES FILED</u>	<u>CASES CLOSED</u>	<u>CASES PENDING DECEMBER 31</u>	<u>CASES PENDING JANUARY 1</u>	<u>CASES FILED</u>	<u>CASES CLOSED</u>	<u>CASES PENDING DECEMBER 31</u>	
MADISON	104	11	21	94	86	14	4	96	0
MAHONING	366	41	46	361	1,146	133	136	1,143	1
MARION	73	11	9	75	203	43	28	218	20
MEDINA	375	99	128	346	358	50	38	370	0
MEIGS	154	6	6	154	101	5	12	94	4
MERCER	58	6	10	54	69	11	9	71	3
MIAMI	215	31	50	196	219	47	36	230	8
MONROE	31	11	16	26	26	5	3	28	0
MONTGOMERY	511	153	120	544	1,226	436	273	1,389	0
MORGAN	74	7	4	77	84	7	6	85	1
MORROW	57	1	6	52	150	17	3	164	6
MUSKINGUM	87	13	10	90	334	59	65	328	35
NOBLE	15	3	1	17	18	5	3	20	4
OTTAWA	55	9	16	48	158	18	21	155	32
PAULDING	36	3	7	32	45	9	6	48	8
PERRY	36	14	9	41	112	27	19	120	4
PICKAWAY	97	25	21	101	93	17	28	82	2
PIKE	65	5	28	42	95	115	105	105	3
PORTAGE	146	17	25	138	289	51	37	303	0
PREBLE	89	11	23	77	142	9	28	123	1
PUTNAM	108	19	36	91	89	19	5	103	0
RICHLAND	104	17	18	103	468	84	43	509	20
ROSS	170	20	38	152	146	36	24	158	3
SANDUSKY	83	6	12	77	153	33	18	168	0
SCIOTO	94	8	15	87	238	50	51	237	32
SENECA	96	12	21	87	282	50	34	298	8
SHELBY	75	11	16	70	92	13	13	92	2
STARK	131	59	56	134	1,171	228	194	1,205	6
SUMMIT	763	160	250	673	1,708	364	331	1,741	3
TRUMBULL	310	62	64	308	731	133	122	742	10
TUSCARAWAS	106	27	29	104	192	53	17	228	5
UNION	40	7	8	39	75	11	19	67	0
VAN WERT	59	8	4	63	100	10	7	103	4
VINTON	23	1	1	23	44	8	8	44	2
WARREN	221	49	38	232	419	78	37	460	0
WASHINGTON	42	7	10	39	148	13	24	137	1
WAYNE	143	21	30	134	305	58	45	318	5
WILLIAMS	69	12	13	68	90	13	17	86	2
WOOD	91	8	23	76	216	53	43	226	7
WYANDOT	37	7	6	38	59	10	13	56	2
STATEWIDE	23,333	3,980	4,430	22,883	33,183	6,797	5,401	34,579	840

COURTS OF COMMON PLEAS - PROBATE DIVISION
CONSERVATORSHIPS, TESTAMENTARY TRUSTS, AND CIVIL ACTIONS

2003

COUNTY	-----CONSERVATORSHIPS-----				-----TESTAMENTARY TRUSTS-----				-----CIVIL ACTIONS-----			
	CASES PENDING JANUARY 1	CASES FILED	CASES CLOSED	CASES PENDING DECEMBER 31	CASES PENDING JANUARY 1	CASES FILED	CASES CLOSED	CASES PENDING DECEMBER 31	CASES PENDING JANUARY 1	CASES FILED	CASES CLOSED	CASES PENDING DECEMBER 31
ADAMS	0	0	0	0	5	0	1	4	27	8	4	31
ALLEN	1	1	1	1	114	4	11	107	24	25	23	26
ASHLAND	1	1	0	2	102	7	11	98	8	7	5	10
ASHTABULA	1	3	1	3	54	7	4	57	7	23	15	15
ATHENS	0	2	0	2	14	5	1	18	9	16	12	13
AUGLAIZE	0	0	0	0	62	3	3	62	3	3	5	1
BELMONT	5	0	0	5	72	7	8	71	11	18	16	13
BROWN	1	0	0	1	55	6	8	53	13	7	8	12
BUTLER	2	0	1	1	3	216	52	167	32	42	51	23
CARROLL	2	0	0	2	17	1	0	18	1	1	0	2
CHAMPAIGN	1	0	1	0	30	5	5	30	5	3	5	3
CLARK	6	0	0	6	153	17	16	154	25	27	36	16
CLERMONT	0	0	0	0	50	1	7	44	16	19	20	15
CLINTON	2	0	1	1	76	2	3	75	11	6	7	10
COLUMBIANA	2	0	1	1	112	15	12	115	0	0	0	0
COSHOCTON	3	0	0	3	65	25	6	84	8	4	8	4
CRAWFORD	4	0	1	3	92	9	5	96	15	7	8	14
CUYAHOGA	67	23	16	74	1,478	70	99	1,449	490	516	512	494
DARKE	2	0	0	2	81	4	10	75	5	15	8	12
DEFIANCE	5	1	2	4	33	1	1	33	6	9	10	5
DELAWARE	1	0	1	0	87	19	9	97	22	22	26	18
ERIE	3	2	0	5	98	6	8	96	18	22	19	21
FAIRFIELD	0	0	0	0	73	2	4	71	23	54	37	40
FAYETTE	1	1	1	1	52	8	5	55	9	11	15	5
FRANKLIN	25	12	7	30	618	34	55	597	318	267	253	332
FULTON	0	0	0	0	52	3	12	43	1	10	7	4
GALLIA	0	0	0	0	23	3	0	26	5	12	10	7
GEAUGA	0	3	1	2	71	5	9	67	9	13	12	10
GREENE	7	4	1	10	148	20	6	162	46	13	44	15
GUERNSEY	3	2	2	3	29	3	1	31	18	11	18	11
HAMILTON	7	0	3	4	1,427	60	231	1,256	98	148	160	86
HANCOCK	5	9	7	7	59	1	8	52	17	7	4	20
HARDIN	1	1	1	1	62	1	2	61	5	5	4	6
HARRISON	1	0	0	1	3	0	0	3	5	0	3	2
HENRY	1	0	0	1	53	0	5	48	8	2	2	8
HIGHLAND	4	1	1	4	59	2	4	57	43	21	10	54
HOCKING	0	1	0	1	21	2	4	19	4	11	5	10
HOLMES	0	0	0	0	18	3	3	18	2	5	2	5
HURON	2	0	0	2	46	3	5	44	24	15	9	30
JACKSON	1	0	0	1	12	2	0	14	58	10	8	60
JEFFERSON	0	0	0	0	91	3	6	88	9	5	10	4
KNOX	0	2	1	1	38	2	3	37	4	10	5	9
LAKE	10	2	2	10	145	8	10	143	71	76	40	107
LAWRENCE	5	0	0	5	40	4	1	43	14	16	19	11
LICKING	2	0	1	1	219	20	10	229	18	27	22	23
LOGAN	1	1	1	1	83	6	10	79	7	12	10	9
LORAIN	3	1	1	3	211	16	20	207	40	56	55	41
LUCAS	4	3	3	4	261	16	28	249	142	157	150	149

COURTS OF COMMON PLEAS - PROBATE DIVISION
CONSERVATORSHIPS, TESTAMENTARY TRUSTS, AND CIVIL ACTIONS (continued)

2003

COUNTY	-----CONSERVATORSHIPS-----				-----TESTAMENTARY TRUSTS-----				-----CIVIL ACTIONS-----			
	CASES PENDING JANUARY 1	CASES FILED	CASES CLOSED	CASES PENDING DECEMBER 31	CASES PENDING JANUARY 1	CASES FILED	CASES CLOSED	CASES PENDING DECEMBER 31	CASES PENDING JANUARY 1	CASES FILED	CASES CLOSED	CASES PENDING DECEMBER 31
MADISON	4	0	2	2	63	0	2	61	6	8	5	9
MAHONING	17	1	7	11	482	22	55	449	167	48	91	124
MARION	1	0	0	1	116	3	13	106	17	20	13	24
MEDINA	5	1	2	4	85	3	10	78	14	29	25	18
MEIGS	3	0	0	3	27	0	1	26	0	0	0	0
MERCER	0	0	0	0	31	3	3	31	0	1	0	1
MIAMI	0	0	0	0	207	6	17	196	16	18	20	14
MONROE	0	0	0	0	5	0	1	4	2	3	4	1
MONTGOMERY	6	1	2	5	551	96	68	579	144	144	157	131
MORGAN	0	0	0	0	28	1	0	29	9	5	4	10
MORROW	2	8	7	3	28	3	2	29	10	0	0	10
MUSKINGUM	3	0	2	1	149	4	8	145	23	4	5	22
NOBLE	0	0	0	0	8	0	0	8	3	4	6	1
OTTAWA	2	0	0	2	45	2	4	43	11	11	14	8
PAULDING	1	0	0	1	43	5	5	43	5	7	3	9
PERRY	0	0	0	0	12	1	0	13	7	3	2	8
PICKAWAY	1	0	0	1	58	3	10	51	18	17	9	26
PIKE	1	16	16	1	15	18	16	17	1	5	5	1
PORTAGE	5	1	2	4	124	7	6	125	14	22	17	19
PREBLE	1	1	0	2	53	1	5	49	14	4	14	4
PUTNAM	2	0	0	2	47	5	9	43	4	7	5	6
RICHLAND	1	3	0	4	198	12	20	190	27	36	30	33
ROSS	0	1	0	1	79	3	9	73	12	13	14	11
SANDUSKY	2	0	0	2	56	1	1	56	5	11	5	11
SCIOTO	1	0	0	1	65	1	9	57	18	0	0	18
SENECA	1	0	0	1	76	3	2	77	28	48	46	30
SHELBY	1	0	0	1	65	4	5	64	2	5	4	3
STARK	8	1	3	6	303	21	34	290	101	120	111	110
SUMMIT	29	7	9	27	431	24	43	412	90	152	135	107
TRUMBULL	12	3	4	11	284	20	21	283	47	77	63	61
TUSCARAWAS	0	0	0	0	53	5	5	53	7	8	7	8
UNION	2	0	1	1	43	2	8	37	5	9	4	10
VAN WERT	0	0	0	0	48	1	1	48	9	17	11	15
VINTON	2	0	0	2	2	1	1	2	3	1	2	2
WARREN	1	0	0	1	115	15	7	123	19	19	26	12
WASHINGTON	1	0	0	1	73	3	6	70	9	19	16	12
WAYNE	5	0	1	4	129	14	15	128	4	19	12	11
WILLIAMS	0	0	0	0	73	5	10	68	2	8	2	8
WOOD	3	1	0	4	63	4	11	56	9	23	17	15
WYANDOT	0	0	0	0	25	1	2	24	5	3	5	3
STATEWIDE	315	121	117	319	11,125	980	1,167	10,938	2,641	2,722	2,621	2,742

88

COURTS OF COMMON PLEAS - PROBATE DIVISION

MISCELLANEOUS ACTIVITIES

2003

COUNTY	-- ADOPTIONS --		MENTAL ILLNESS - AND RETARDATION -		MINORS' - SETTLEMENTS -		BIRTH RECORD -- CORRECTION --		NAME ---- CHANGES ----		MARRIAGE APPLICATIO, GRANTED
	CASES FILED	CASES TERMINATED	CASES FILED	CASES TERMINATED	CASES FILED	CASES TERMINATED	CASES FILED	CASES TERMINATED	CASES FILED	CASES TERMINATED	
ADAMS	17	14	11	8	9	8	9	2	25	7	241
ALLEN	72	65	53	47	9	5	15	15	38	37	662
ASHLAND	21	17	1	1	5	4	8	9	16	14	353
ASHTABULA	51	52	8	33	31	36	3	3	34	35	752
ATHENS	30	37	193	200	7	8	14	6	21	23	431
AUGLAIZE	10	15	1	1	5	6	4	4	14	10	299
BELMONT	33	31	41	37	11	12	10	10	19	17	425
BROWN	19	18	18	18	6	6	8	8	13	13	267
BUTLER	186	202	50	64	101	85	13	13	114	120	2,530
CARROLL	4	8	1	0	4	5	2	1	3	4	221
CHAMPAIGN	20	20	7	7	1	2	10	10	9	8	264
CLARK	66	88	37	29	19	23	23	23	54	58	793
CLERMONT	107	116	105	112	45	36	7	7	61	58	1,198
CLINTON	28	28	4	6	11	11	3	3	17	17	251
COLUMBIANA	32	34	15	15	20	23	6	6	31	29	696
COSHOCTON	31	33	9	9	9	1	3	3	22	20	239
CRAWFORD	26	22	2	2	10	11	0	0	17	12	369
CUYAHOGA	777	787	965	881	187	175	144	147	860	849	8,381
DARKE	17	11	1	1	9	9	3	3	19	19	431
DEFIANCE	26	21	10	11	11	11	1	1	6	13	317
DELAWARE	55	60	3	3	19	15	5	4	78	81	825
ERIE	36	47	20	20	15	11	4	4	46	47	533
FAIRFIELD	63	63	22	21	26	22	6	6	34	35	827
FAYETTE	6	14	31	32	13	14	7	9	12	12	182
FRANKLIN	772	1,106	465	447	253	71	86	84	692	665	8,952
FULTON	18	18	20	21	12	12	1	1	19	18	310
GALLIA	20	18	48	45	10	12	12	12	7	7	232
GEAUGA	25	26	11	11	15	16	10	9	51	56	486
GREENE	68	96	65	66	9	52	9	9	71	72	986
GUERNSEY	22	20	121	121	9	8	7	9	26	24	326
HAMILTON	272	275	592	708	94	99	99	100	424	460	5,256
HANCOCK	62	61	10	10	8	7	12	9	25	20	555
HARDIN	12	15	7	7	4	3	12	10	5	5	216
HARRISON	7	4	5	5	1	1	2	2	6	6	110
HENRY	11	11	0	0	5	6	0	0	7	8	188
HIGHLAND	25	18	13	13	13	11	7	7	27	27	376
HOCKING	18	20	7	9	4	6	2	2	7	8	212
HOLMES	7	8	1	1	2	2	12	12	7	5	319
HURON	22	23	0	1	5	5	1	1	23	17	403
JACKSON	14	15	11	0	2	1	6	6	8	13	280
JEFFERSON	27	30	27	25	14	13	10	10	13	16	445
KNOX	28	23	1	1	4	11	6	6	23	16	390
LAKE	66	62	16	15	27	12	0	0	79	68	1,447
LAWRENCE	38	36	20	20	9	10	11	13	28	26	228
LICKING	84	78	13	13	40	38	9	9	49	43	1,011
LOGAN	34	43	3	4	18	25	7	6	26	24	341
LORAIN	91	116	11	14	64	84	6	8	139	139	1,692
LUCAS	267	270	433	514	141	105	41	17	213	199	6,523

COURTS OF COMMON PLEAS - PROBATE DIVISION

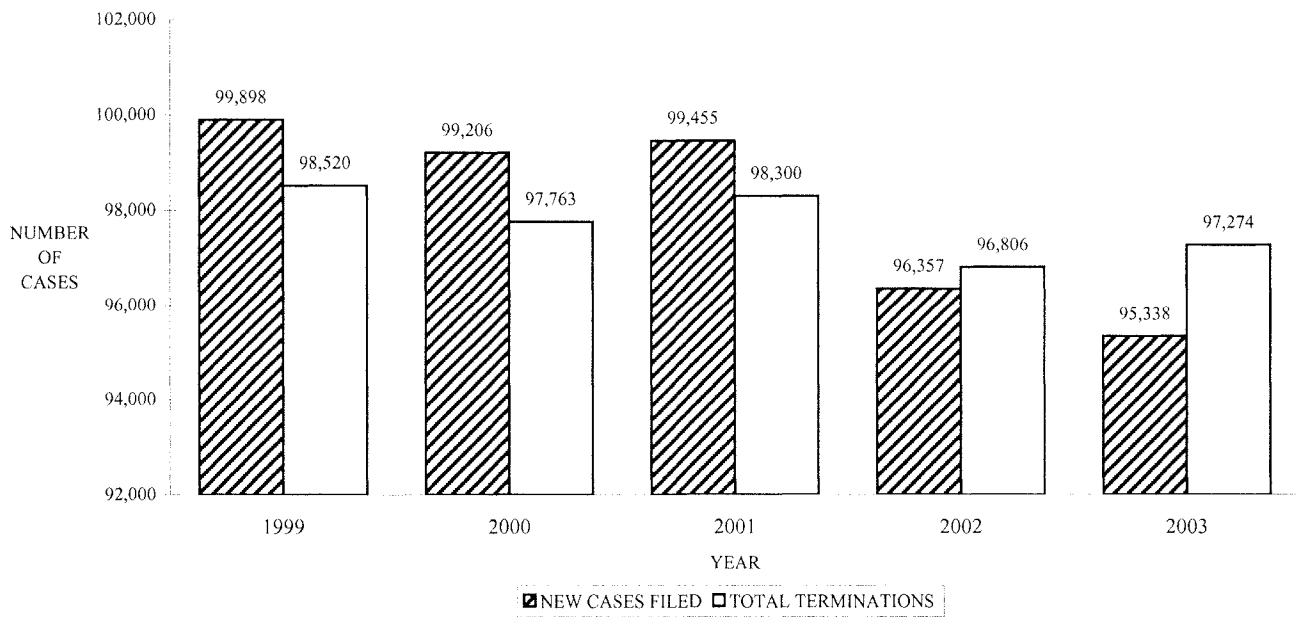
MISCELLANEOUS ACTIVITIES (continued)

2003

COUNTY	-- ADOPTIONS --		MENTAL ILLNESS - AND RETARDATION -		MINORS' - SETTLEMENTS -		BIRTH RECORD -- CORRECTION --		NAME ---- CHANGES ----		MARRIAGE APPLICATIO GRANTED
	CASES FILED	CASES TERMINATED	CASES FILED	CASES TERMINATED	CASES FILED	CASES TERMINATED	CASES FILED	CASES TERMINATED	CASES FILED	CASES TERMINATED	
MADISON	19	15	1	0	5	6	3	3	11	11	237
MAHONING	64	60	174	175	105	97	15	17	89	92	1,360
MARION	26	26	5	4	9	8	5	5	22	24	477
MEDINA	69	67	2	1	38	18	21	15	71	66	953
MEIGS	15	14	5	5	3	5	3	3	11	9	172
MERCER	15	17	0	0	6	10	8	8	7	7	299
MIAMI	63	70	11	14	7	13	3	3	23	25	675
MONROE	3	2	5	1	1	1	3	2	3	3	111
MONTGOMERY	291	288	425	407	48	35	29	24	203	186	2,884
MORGAN	6	7	0	0	3	3	5	5	5	8	108
MORROW	21	0	2	0	19	4	3	1	9	9	194
MUSKINGUM	48	48	38	38	10	19	21	21	28	28	680
NOBLE	10	9	0	0	3	3	1	1	3	2	79
OTTAWA	28	24	0	0	10	10	3	3	10	11	302
PAULDING	7	7	0	0	5	6	0	0	5	2	126
PERRY	12	20	0	0	4	4	11	11	21	17	233
PICKAWAY	16	15	0	0	7	8	4	4	12	12	298
PIKE	10	5	0	0	2	14	11	12	10	9	184
PORTAGE	70	83	2	2	17	23	9	9	65	57	894
PREBLE	15	16	2	10	7	35	0	0	10	9	297
PUTNAM	18	18	4	5	3	5	9	9	2	2	258
RICHLAND	105	101	35	34	15	19	6	5	49	38	941
ROSS	37	37	70	70	7	6	8	8	28	31	524
SANDUSKY	25	23	4	4	6	9	9	4	20	15	430
SCIOTO	42	35	54	58	19	13	27	28	29	24	467
SENECA	21	24	14	29	22	16	10	9	14	14	382
SHELBY	15	20	3	4	11	6	1	1	13	13	373
STARK	283	276	306	310	88	88	42	42	184	185	2,519
SUMMIT	255	284	309	307	108	125	54	62	319	316	3,786
TRUMBULL	91	98	110	110	53	51	8	8	84	78	1,342
TUSCARAWAS	45	50	0	0	11	11	7	7	24	24	633
UNION	25	21	4	5	5	11	4	4	18	16	319
VAN WERT	23	21	3	3	3	4	3	3	6	6	236
VINTON	5	5	0	0	1	3	6	6	7	4	101
WARREN	94	85	28	22	17	13	4	3	73	70	1,049
WASHINGTON	28	21	14	14	12	12	4	4	14	18	482
WAYNE	54	49	12	13	12	10	10	10	42	43	773
WILLIAMS	18	21	16	16	10	7	1	1	13	9	295
WOOD	69	67	5	4	18	30	5	5	28	31	814
WYANDOT	13	13	2	2	6	3	1	1	7	6	162
STATEWIDE	5,817	6,257	5,173	5,296	2,082	1,913	1,053	1,006	5,130	5,010	79,220

88

**COURTS OF COMMON PLEAS - PROBATE DIVISION
STATEWIDE NEW CASES FILED AND TOTAL TERMINATIONS COMPARISON
1999-2003**





Section H

Courts of Common Pleas

Juvenile Division

COURTS OF COMMON PLEAS - JUVENILE DIVISION
COMPOSITE REPORT FORM FOR THE ENTIRE STATE
2003

	<u>DELIN- QUENCY</u>	<u>TRAFFIC</u>	<u>DEPENDENCY, NEGLECT, OR ABUSE</u>	<u>UN- RULY</u>	<u>ADULT CASES</u>	<u>PERMANENT CUSTODY MOTION</u>	<u>CHANGE CUSTODY/ VISITATION</u>	<u>ENFORCE/ MODIFY SUPPORT</u>	<u>PAR- ENTAGE</u>	<u>U.I. E.S.A</u>	<u>ALL OTHER CASES</u>	<u>TOTAL</u>
CASES PENDING BEGINNING OF YEAR	21,736	11,419	7,208	4,219	1,771	1,460	7,809	13,695	10,427	393	1,212	81,349
NEW CASES FILED	91,112	89,499	16,669	17,293	6,111	863	9,161	17,720	13,126	1,275	2,068	264,897
TRANSFERRED IN OR REACTIVATED CASES	23,237	8,489	15,176	3,716	841	2,415	12,159	31,146	6,505	203	2,189	106,076
TOTAL CASES	136,085	109,407	39,053	25,228	8,723	4,738	29,129	62,561	30,058	1,871	5,469	452,322
CASES TERMINATED BY:												
TRIAL BY JUDGE	2,318	467	1,445	248	428	1,046	701	1,546	272	6	251	8,728
TRIAL BY MAGISTRATE	8,849	2,426	4,250	548	417	239	4,572	7,634	2,239	301	435	31,910
DISMISSAL BY PARTY, JUDGE, OR PROSECUTOR	15,824	9,436	5,070	3,991	2,923	212	3,108	9,735	5,152	169	817	56,437
ADMISSION TO JUDGE	17,198	13,326	2,543	3,137	1,097	327	2,009	3,042	2,032	97	611	45,419
ADMISSION TO MAGISTRATE	48,733	56,734	9,597	8,830	918	429	5,287	12,245	4,667	518	689	148,647
CERTIFICATION OR WAIVER GRANTED	259	X	X	X	X	X	X	X	X	X	X	259
UNAVAILABILITY OF PARTY FOR TRIAL	13,303	2,945	85	2,608	923	10	131	4,994	2,069	86	132	27,286
TRANSFERRED OUT	5,103	9,490	273	516	15	28	197	316	82	124	37	16,181
REFERRED TO PRIVATE JUDGE	X	X	X	X	X	X	9	1	0	0	0	10
INTERLOCUTORY APPEAL OR ORDER	26	2	116	1	0	30	6	13	22	0	0	216
ALL OTHER TERMINATIONS	6,512	6,137	8,910	2,441	535	1,062	4,843	7,291	5,147	204	1,231	44,313
TOTAL TERMINATIONS	118,125	100,963	32,289	22,320	7,256	3,383	20,863	46,817	21,682	1,505	4,203	379,406
CASES PENDING END OF YEAR	17,960	8,444	6,764	2,908	1,467	1,355	8,266	15,744	8,376	366	1,266	72,916
TIME GUIDELINE (MONTHS)	6	3	3	3	6	9	9	12	12	3	6	X
CASES PENDING END OF YEAR BEYOND TIME GUIDELINE	1,319	1,555	1,380	547	251	294	1,235	842	692	157	312	8,584
NUMBER OF INFORMAL CASES (ALL CASE TYPES)	32,967											

COURTS OF COMMON PLEAS - JUVENILE DIVISION
OVERALL CASELOADS
2003

COUNTY	NUMBER OF JUDGES	----- POPULATION -----		NEW FILINGS, TRANSFERS, AND REACTIVATIONS -----			----- TERMINATIONS -----		
		TOTAL	PER JUDGE	TOTAL	PER JUDGE	PER 1,000 POPULATION	TOTAL	PER JUDGE	PER 1,000 POPULATION
The judges of the following counties also have General, Domestic Relations, and Probate Division jurisdiction.									
ADAMS	1	27,330	27,330	839	839	31	813	813	30
HENRY	1	29,210	29,210	941	941	32	880	880	30
MORGAN	1	14,897	14,897	478	478	32	514	514	35
MORROW	1	31,628	31,628	1620	1,620	51	976	976	31
NOBLE	1	14,058	14,058	287	287	20	264	264	19
WYANDOT	1	22,908	22,908	751	751	33	767	767	33
The judges of the following counties also have Domestic Relations Division jurisdiction.									
AUGLAIZE*	1	46,611	46,611	1,078	1,078	23	1,063	1,063	23
CLARK	1	144,742	144,742	6,975	6,975	48	6,913	6,913	48
ERIE	1	79,551	79,551	6,107	6,107	77	6,028	6,028	76
FRANKLIN	5	1,068,978	213,796	27,161	5,432	25	25,145	5,029	24
LORAIN	3	284,664	94,888	8,878	2,959	31	9,005	3,002	32
MARION*	2	66,217	33,109	4,183	2,092	63	3,892	1,946	59
RICHLAND	1	128,852	128,852	3,776	3,776	29	3,834	3,834	30
STARK	3	378,098	126,033	8,840	2,947	23	9,124	3,041	24
TRUMBULL	2	225,116	112,558	7,397	3,699	33	7,173	3,587	32
The judges of the following counties have Juvenile Division jurisdiction exclusively.									
BUTLER	2	332,807	166,404	8,648	4,324	26	9,328	4,664	28
CUYAHOGA	6	1,393,978	232,330	58,308	9,718	42	63,762	10,627	46
GREENE	1	147,886	147,886	3,652	3,652	25	3,853	3,853	26
HAMILTON	2	845,303	422,652	41,640	20,820	49	39,009	19,505	46
LAKE	1	227,511	227,511	5,136	5,136	23	5,035	5,035	22
LUCAS	2	455,054	227,527	16,696	8,348	37	17,098	8,549	38
MAHONING	1	257,555	257,555	6,818	6,818	26	6,907	6,907	27
MONTGOMERY	2	559,062	279,531	16,053	8,027	29	17,141	8,571	31
SUMMIT	1	542,899	542,899	12,475	12,475	23	12,452	12,452	23
The judges of the following counties also have Probate Division jurisdiction.									
ALLEN	1	108,473	108,473	4,678	4,678	43	4,661	4,661	43
ASHLAND	1	52,523	52,523	1,588	1,588	30	1,667	1,667	32
ASHTABULA	1	102,728	102,728	3,208	3,208	31	7,355	7,355	72
ATHENS	1	62,223	62,223	1,698	1,698	27	1,633	1,633	26
BELMONT	1	70,226	70,226	1,816	1,816	26	1,915	1,915	27
BROWN	1	42,285	42,285	1,670	1,670	39	1,588	1,588	38
CARROLL	1	28,836	28,836	649	649	23	643	643	22
CHAMPAIGN	1	38,890	38,890	1,061	1,061	27	1,004	1,004	26
CLERMONT	1	177,977	177,977	6,432	6,432	36	6,278	6,278	35
CLINTON	1	40,543	40,543	1,384	1,384	34	1,447	1,447	36
COLUMBIANA	1	112,075	112,075	2,797	2,797	25	2,585	2,585	23
COSHOCTON	1	36,655	36,655	1,117	1,117	30	1,106	1,106	30
CRAWFORD	1	46,966	46,966	1,364	1,364	29	1,319	1,319	28
DARKE	1	53,309	53,309	1,185	1,185	22	949	949	18
DEFIANCE	1	39,500	39,500	1,454	1,454	37	1,451	1,451	37
DELAWARE	1	109,989	109,989	3,757	3,757	34	5,614	5,614	51
FAIRFIELD	1	122,759	122,759	2,290	2,290	19	2,353	2,353	19
FAYETTE	1	28,433	28,433	1,112	1,112	39	1,160	1,160	41
FULTON	1	42,084	42,084	1,290	1,290	31	1,264	1,264	30

COURTS OF COMMON PLEAS - JUVENILE DIVISION

OVERALL CASELOADS (continued)

2003

COUNTY	NUMBER OF JUDGES	----- POPULATION -----		NEW FILINGS, TRANSFERS, AND REACTIVATIONS -----			----- TERMINATIONS -----		
		TOTAL	PER JUDGE	TOTAL	PER JUDGE	PER 1,000 POPULATION	TOTAL	PER JUDGE	PER 1,000 POPULATION
GALLIA	1	31,069	31,069	1,518	1,518	49	1,560	1,560	50
GEAUGA	1	90,895	90,895	1,256	1,256	14	1,243	1,243	14
GUERNSEY	1	40,792	40,792	1,926	1,926	47	2,008	2,008	49
HANCOCK	1	71,295	71,295	2,588	2,588	36	2,589	2,589	36
HARDIN	1	31,945	31,945	1,241	1,241	39	1,076	1,076	34
HARRISON	1	15,856	15,856	569	569	36	564	564	36
HIGHLAND	1	40,875	40,875	1,236	1,236	30	1,256	1,256	31
HOCKING	1	28,241	28,241	1,426	1,426	50	1,436	1,436	51
HOLMES	1	38,943	38,943	633	633	16	614	614	16
HURON	1	59,487	59,487	1,649	1,649	28	1,686	1,686	28
JACKSON	1	32,641	32,641	1,283	1,283	39	1,528	1,528	47
JEFFERSON	1	73,894	73,894	3,016	3,016	41	3,262	3,262	44
KNOX	1	54,500	54,500	1,502	1,502	28	1,481	1,481	27
LAWRENCE	1	62,319	62,319	1,390	1,390	22	1,369	1,369	22
LICKING	1	145,491	145,491	3,522	3,522	24	3,516	3,516	24
LOGAN	1	46,005	46,005	2,161	2,161	47	2,180	2,180	47
MADISON	1	40,213	40,213	827	827	21	824	824	20
MEDINA	1	151,095	151,095	3,254	3,254	22	3,398	3,398	22
MEIGS	1	23,072	23,072	684	684	30	681	681	30
MERCER	1	40,924	40,924	1,688	1,688	41	1,626	1,626	40
MIAMI	1	98,868	98,868	5,075	5,075	51	5,183	5,183	52
MONROE	1	15,180	15,180	325	325	21	320	320	21
MUSKINGUM	1	84,585	84,585	2,236	2,236	26	2,529	2,529	30
OTTAWA	1	40,985	40,985	1,489	1,489	36	1,449	1,449	35
PAULDING	1	20,293	20,293	463	463	23	466	466	23
PERRY	1	34,078	34,078	941	941	28	891	891	26
PICKAWAY	1	52,727	52,727	1,752	1,752	33	1,879	1,879	36
PIKE	1	27,695	27,695	440	440	16	347	347	13
PORTAGE	1	152,061	152,061	2,935	2,935	19	3,033	3,033	20
PREBLE	1	42,337	42,337	1,721	1,721	41	1,769	1,769	42
PUTNAM	1	34,726	34,726	886	886	26	886	886	26
ROSS	1	73,345	73,345	2,096	2,096	29	2,189	2,189	30
SANDUSKY	1	61,792	61,792	2,079	2,079	34	2,097	2,097	34
SCIOTO	1	79,195	79,195	1,431	1,431	18	1,248	1,248	16
SENECA	1	58,683	58,683	1,729	1,729	29	1,734	1,734	30
SHELBY	1	47,910	47,910	2,079	2,079	43	2,096	2,096	44
TUSCARAWAS	1	90,914	90,914	2,112	2,112	23	2,208	2,208	24
UNION	1	40,909	40,909	1,201	1,201	29	1,165	1,165	28
VAN WERT	1	29,659	29,659	1,239	1,239	42	1,152	1,152	39
VINTON	1	12,806	12,806	552	552	43	556	556	43
WARREN	1	158,383	158,383	4,897	4,897	31	4,681	4,681	30
WASHINGTON	1	63,251	63,251	1,360	1,360	22	1,316	1,316	21
WAYNE	1	111,564	111,564	3,332	3,332	30	3,382	3,382	30
WILLIAMS	1	39,188	39,188	1,549	1,549	40	1,480	1,480	38
WOOD	1	121,065	121,065	4,398	4,398	36	4,485	4,485	37
STATEWIDE	107	11,353,140	106,104	370,973	3,467	33	379,406	3,546	33

88

All population figures based on estimated 2001 U.S.Census

* The judges of Auglaize and Marion Counties also have Probate Division jurisdiction.

COURTS OF COMMON PLEAS - JUVENILE DIVISION
DELINQUENCY OVERALL CASELOADS
2003

<u>COUNTY</u>	<u>CASES PENDING JANUARY 1</u>	<u>NEW FILINGS</u>	<u>REACTIVATIONS AND TRANSFERS</u>	<u>TOTAL CASES</u>	<u>TOTAL TERMIN- ATIONS</u>	<u>CLEARANCE RATE</u>	<u>CASES PENDING DECEMBER 31</u>	<u>CASES PENDING BEYOND TIME GUIDELINES</u>
ADAMS	28	52	4	84	70	125.0%	14	2
ALLEN	149	653	281	1,083	943	101.0%	140	3
ASHLAND	90	307	80	477	433	111.9%	44	2
ASHTABULA	1,595	968	5	2,568	2,245	230.7%	323	55
ATHENS	117	402	37	556	468	106.6%	88	72
AUGLAIZE	17	258	32	307	259	89.3%	48	1
BELMONT	167	705	2	874	728	103.0%	146	55
BROWN	98	483	7	588	446	91.0%	142	7
BUTLER	638	3,099	4	3,741	3,419	110.2%	322	82
CARROLL	35	154	0	189	168	109.1%	21	0
CHAMPAIGN	30	281	58	369	326	96.2%	43	2
CLARK	295	1,964	221	2,480	2,203	100.8%	277	21
CLERMONT	274	1,186	216	1,676	1,411	100.6%	265	0
CLINTON	111	328	200	639	530	100.4%	109	21
COLUMBIANA	32	145	296	473	402	91.2%	71	0
COSHOCTON	19	209	27	255	220	93.2%	35	0
CRAWFORD	66	336	22	424	338	94.4%	86	2
CUYAHOGA	3,953	8,187	7,516	19,656	17,125	109.1%	2,531	197
DARKE	38	506	7	551	447	87.1%	104	0
DEFIANCE	24	498	35	557	539	101.1%	18	1
DELAWARE	1,061	809	76	1,946	1,827	206.4%	119	1
ERIE	167	1,585	307	2,059	1,854	98.0%	205	9
FAIRFIELD	89	558	42	689	599	99.8%	90	0
FAYETTE	59	304	14	377	340	106.9%	37	4
FRANKLIN	1,692	6,065	1,837	9,594	7,825	99.0%	1,769	216
FULTON	14	380	20	414	377	94.3%	37	0
GALLIA	58	226	29	313	270	105.9%	43	2
GEAUGA	42	436	5	483	440	99.8%	43	0
GREENE	173	936	0	1,109	962	102.8%	147	8
GUERNSEY	102	304	113	519	450	107.9%	69	0
HAMILTON	1,566	13,438	5,125	20,129	18,218	98.1%	1,911	18
HANCOCK	80	631	130	841	695	91.3%	146	4
HARDIN	44	199	87	330	234	81.8%	96	0
HARRISON	19	97	23	139	129	107.5%	10	0
HENRY	48	261	103	412	340	93.4%	72	6
HIGHLAND	68	276	35	379	324	104.2%	55	0
HOCKING	116	588	14	718	599	99.5%	119	7
HOLMES	22	155	0	177	142	91.6%	35	1
HURON	48	353	51	452	380	94.1%	72	0
JACKSON	261	425	5	691	484	112.6%	207	78
JEFFERSON	71	357	23	451	377	99.2%	74	10
KNOX	65	265	101	431	384	104.9%	47	0
LAKE	264	1,407	205	1,876	1,515	94.0%	361	0
LAWRENCE	98	341	0	439	367	107.6%	72	0
LICKING	44	691	342	1,077	1,018	98.5%	59	0
LOGAN	85	401	19	505	398	94.8%	107	6
LORAIN	698	2,410	294	3,402	2,780	102.8%	622	5
LUCAS	882	5,387	1,085	7,354	6,568	101.5%	786	12

COURTS OF COMMON PLEAS - JUVENILE DIVISION
DELINQUENCY OVERALL CASELOADS (continued)
2003

<u>COUNTY</u>	<u>CASES PENDING JANUARY 1</u>	<u>NEW FILINGS</u>	<u>REACTIVATIONS AND TRANSFERS</u>	<u>TOTAL CASES</u>	<u>TOTAL TERMIN- ATIONS</u>	<u>CLEARANCEE RATE</u>	<u>CASES PENDING DECEMBER 31</u>	<u>CASES PENDING BEYOND TIME GUIDELINES</u>
MADISON	26	130	25	181	161	103.9%	20	0
MAHONING	344	1,138	125	1,607	1,168	92.5%	439	57
MARION	111	1,543	3	1,657	1,521	98.4%	136	12
MEDINA	117	865	12	994	771	87.9%	223	2
MEIGS	9	243	4	256	254	102.8%	2	0
MERCER	17	227	164	408	374	95.7%	34	2
MIAMI	187	1,568	72	1,827	1,676	102.2%	151	3
MONROE	10	96	50	156	147	100.7%	9	0
MONTGOMERY	1,363	3,822	253	5,438	4,583	112.5%	855	106
MORGAN	13	58	30	101	93	105.7%	8	0
MORROW	126	264	284	674	485	88.5%	189	118
MUSKINGUM	135	699	74	908	811	104.9%	97	0
NOBLE	12	41	15	68	44	78.6%	24	3
OTTAWA	71	474	127	672	596	99.2%	76	1
PAULDING	29	135	32	196	160	95.8%	36	0
PERRY	65	133	58	256	176	92.1%	80	5
PICKAWAY	113	275	47	435	395	122.7%	40	3
PIKE	27	118	6	151	105	84.7%	46	0
PORTAGE	102	782	86	970	887	102.2%	83	0
PREBLE	70	440	103	613	560	103.1%	53	0
PUTNAM	29	256	58	343	323	102.9%	20	0
RICHLAND	240	1,369	410	2,019	1,672	94.0%	347	5
ROSS	191	707	6	904	743	104.2%	161	24
SANDUSKY	90	641	42	773	643	94.1%	130	4
SCIOTO	132	314	38	484	308	87.5%	176	36
SENECA	114	693	82	889	780	100.6%	109	5
SHELBY	69	530	187	786	725	101.1%	61	1
STARK	441	2,059	413	2,913	2,556	103.4%	357	0
SUMMIT	636	4,501	156	5,293	4,733	101.6%	560	0
TRUMBULL	177	1,283	302	1,762	1,574	99.3%	188	3
TUSCARAWAS	13	665	33	711	665	95.3%	46	0
UNION	69	281	20	370	303	100.7%	67	2
VAN WERT	22	294	41	357	305	91.0%	52	0
VINTON	19	77	15	111	96	104.3%	15	2
WARREN	156	1,170	479	1,805	1,622	98.4%	183	2
WASHINGTON	47	404	0	451	384	95.0%	67	6
WAYNE	202	700	21	923	780	108.2%	143	7
WILLIAMS	77	558	57	692	583	94.8%	109	0
WOOD	333	1,437	132	1,902	1,587	101.1%	315	0
WYANDOT	20	116	40	176	160	102.6%	16	0
STATEWIDE	21,736	91,112	23,237	136,085	118,125	103.3%	17,960	1,319

88

COURTS OF COMMON PLEAS - JUVENILE DIVISION
DELINQUENCY TERMINATIONS
2003

<u>COUNTY</u>	<u>***TRIAL BY***</u>		<u>DISMISSAL BY</u>		<u>CERTIFICATION</u>	<u>UNAVAIL-</u>	<u>TRANS-</u>	<u>INTERLOCU-</u>	<u>OTHER</u>	<u>TOTAL</u>	
	<u>JUDGE</u>	<u>MAGISTRATE</u>	<u>PARTY, JUDGE,</u>	<u>OR PROSE-</u>							<u>**ADMISSION TO**</u>
			<u>CUTOR</u>	<u>JUDGE</u>	<u>MAGISTRATE</u>	<u>GRANTED</u>	<u>OF PARTY</u>	<u>OUT</u>	<u>OR ORDER</u>	<u>ATIONS</u>	<u>ATIONS</u>
ADAMS	25	0	29	6	4	0	0	4	0	2	70
ALLEN	80	24	87	54	526	1	19	78	0	74	943
ASHLAND	5	12	24	218	100	0	3	29	0	42	433
ASHTABULA	9	31	110	66	590	0	0	19	0	1,420	2,245
ATHENS	1	0	100	49	198	1	1	65	0	53	468
AUGLAIZE	4	0	28	161	0	0	4	61	0	1	259
BELMONT	5	0	167	519	0	0	0	19	0	18	728
BROWN	322	0	70	2	0	0	4	48	0	0	446
BUTLER	190	585	586	222	1,554	0	0	141	0	141	3,419
CARROLL	2	0	19	113	0	0	0	26	0	8	168
CHAMPAIGN	0	0	68	198	1	0	3	49	0	7	326
CLARK	35	279	260	329	697	30	338	233	0	2	2,203
CLERMONT	4	19	135	439	642	0	1	72	0	99	1,411
CLINTON	42	15	42	134	241	1	0	50	0	5	530
COLUMBIANA	5	4	20	1	344	0	3	17	0	8	402
COSHOCTON	34	0	53	113	4	0	4	12	0	0	220
CRAWFORD	0	0	35	81	174	0	0	48	0	0	338
CUYAHOGA	162	136	2,729	3,159	5,658	15	3,675	501	23	1,067	17,125
DARKE	4	0	31	365	0	0	7	28	0	12	447
DEFIANCE	0	0	40	408	0	4	0	47	0	40	539
DELAWARE	24	111	333	32	282	0	3	111	0	931	1,827
ERIE	1	28	150	83	724	0	154	156	0	558	1,854
FAIRFIELD	0	0	43	26	442	0	12	70	0	6	599
FAYETTE	70	0	40	179	16	0	0	16	0	19	340
FRANKLIN	2	74	2,486	19	3,571	42	1,014	211	3	403	7,825
FULTON	12	0	73	244	1	0	2	42	0	3	377
GALLIA	5	0	72	157	0	0	0	17	0	19	270
GEAUGA	3	0	31	340	37	0	0	28	0	1	440
GREENE	57	268	30	22	361	2	0	209	0	13	962
GUERNSEY	13	0	30	292	9	0	3	46	0	57	450
HAMILTON	319	4,708	1,239	104	6,625	38	5,056	31	0	98	18,218
HANCOCK	4	0	54	426	112	1	4	91	0	3	695
HARDIN	0	0	30	183	0	0	0	18	0	3	234
HARRISON	51	0	9	54	0	0	1	14	0	0	129
HENRY	1	0	21	53	223	0	0	40	0	2	340
HIGHLAND	145	0	70	95	0	0	5	6	0	3	324
HOCKING	16	2	107	300	154	0	3	16	0	1	599
HOLMES	9	0	17	95	0	0	0	14	0	7	142
HURON	7	0	43	72	197	0	6	49	0	6	380
JACKSON	0	0	193	262	0	0	0	27	0	2	484
JEFFERSON	88	0	53	138	1	1	3	0	0	93	377
KNOX	4	3	41	147	102	0	0	47	0	40	384
LAKE	11	67	144	116	980	3	131	18	0	45	1,515
LAWRENCE	1	0	116	209	0	0	0	2	0	39	367
LICKING	7	13	59	37	733	0	0	80	0	89	1,018
LOGAN	37	10	37	69	159	0	5	73	0	8	398
LORAIN	52	41	325	270	1,740	29	196	105	0	22	2,780
LUCAS	28	1,432	433	43	3,314	19	1,229	16	0	54	6,568

COURTS OF COMMON PLEAS - JUVENILE DIVISION

DELINQUENCY TERMINATIONS (continued)

2003

COUNTY	***TRIAL BY***		DISMISSAL BY		**ADMISSION TO**		CERTIFICATION OR WAIVER GRANTED	UNAVAIL- ABILITY OF PARTY	TRANS- FERRED OUT	INTERLOCU- TORY APPEAL OR ORDER	OTHER TERMIN- ATIONS	TOTAL TERMIN- ATIONS
	JUDGE	MAGISTRATE	PARTY, JUDGE, OR PROSE- CUTOR	JUDGE	MAGISTRATE	JUDGE						
MADISON	8	1	20	44	66	0	0	17	0	5	161	
MAHONING	11	89	269	28	647	4	80	29	0	11	1,168	
MARION	0	1	107	40	1,340	1	0	25	0	7	1,521	
MEDINA	34	69	44	15	517	0	6	72	0	14	771	
MEIGS	0	0	0	250	0	0	0	0	0	4	254	
MERCER	1	0	52	255	0	0	8	25	0	33	374	
MIAMI	11	4	109	530	779	4	55	135	0	49	1,676	
MONROE	4	0	19	122	0	0	1	1	0	0	147	
MONTGOMERY	21	71	1,039	163	2,708	19	296	142	0	124	4,583	
MORGAN	35	0	11	33	0	0	0	13	0	1	93	
MORROW	20	64	18	37	101	0	0	10	0	235	485	
MUSKINGUM	5	221	77	2	387	0	41	75	0	3	811	
NOBLE	7	0	6	25	0	0	0	5	0	1	44	
OTTAWA	7	0	96	396	9	0	20	46	0	22	596	
PAULDING	18	0	12	110	0	0	0	20	0	0	160	
PERRY	7	0	7	144	0	0	0	14	0	4	176	
PICKAWAY	5	0	88	210	1	0	17	55	0	19	395	
PIKE	0	0	38	62	0	0	0	5	0	0	105	
PORTAGE	55	28	198	54	427	0	28	61	0	36	887	
PREBLE	7	0	67	219	203	0	36	21	0	7	560	
PUTNAM	24	0	58	205	0	0	2	18	0	16	323	
RICHLAND	8	41	138	114	1,194	0	13	162	0	2	1,672	
ROSS	0	9	163	164	340	3	0	50	0	14	743	
SANDUSKY	0	1	57	169	367	0	0	46	0	3	643	
SCIOTO	0	0	75	66	155	0	7	4	0	1	308	
SENECA	5	0	56	132	451	0	0	86	0	50	780	
SHELBY	2	3	106	393	119	4	11	82	0	5	725	
STARK	3	11	353	354	1,540	7	255	11	0	22	2,556	
SUMMIT	2	89	823	51	3,393	26	279	27	0	43	4,733	
TRUMBULL	0	0	114	26	1,123	2	251	20	0	38	1,574	
TUSCARAWAS	0	0	37	585	0	0	0	43	0	0	665	
UNION	3	0	53	75	140	0	2	29	0	1	303	
VAN WERT	1	0	28	212	0	0	2	50	0	12	305	
VINTON	68	0	11	0	0	0	0	13	0	4	96	
WARREN	22	63	83	101	954	0	0	258	0	141	1,622	
WASHINGTON	2	2	44	86	237	0	0	11	0	2	384	
WAYNE	2	220	87	6	369	0	4	79	0	13	780	
WILLIAMS	15	0	57	404	53	2	0	47	0	5	583	
WOOD	4	0	283	499	594	0	0	167	0	40	1,587	
WYANDOT	5	0	9	113	3	0	0	29	0	1	160	
STATEWIDE	2,318	8,849	15,824	17,198	48,733	259	13,303	5,103	26	6,512	118,125	

88

COURTS OF COMMON PLEAS - JUVENILE DIVISION
UNRULY OVERALL CASELOADS
2003

<u>COUNTY</u>	<u>CASES PENDING JANUARY 1</u>	<u>NEW FILINGS</u>	<u>REACTIVATIONS AND TRANSFERS</u>	<u>TOTAL CASES</u>	<u>TOTAL TERMIN- ATIONS</u>	<u>CLEARANCE RATE</u>	<u>CASES PENDING DECEMBER 31</u>	<u>CASES PENDING BEYOND TIME GUIDELINES</u>
ADAMS	1	18	0	19	18	100.0%	1	0
ALLEN	20	70	13	103	96	115.7%	7	1
ASHLAND	17	52	9	78	75	123.0%	3	0
ASHTABULA	1,032	584	3	1,619	1,508	256.9%	111	31
ATHENS	19	64	11	94	76	101.3%	18	0
AUGLAIZE	10	54	1	65	60	109.1%	5	0
BELMONT	19	181	2	202	185	101.1%	17	3
BROWN	10	110	0	120	98	89.1%	22	0
BUTLER	88	781	0	869	839	107.4%	30	8
CARROLL	4	12	0	16	12	100.0%	4	0
CHAMPAIGN	2	17	10	29	28	103.7%	1	0
CLARK	37	281	31	349	306	98.1%	43	4
CLERMONT	14	95	4	113	103	104.0%	10	0
CLINTON	10	86	17	113	103	100.0%	10	3
COLUMBIANA	3	81	48	132	120	93.0%	12	0
COSHOCTON	3	26	3	32	28	96.6%	4	0
CRAWFORD	35	230	8	273	211	88.7%	62	2
CUYAHOGA	282	945	1,119	2,346	2,179	105.6%	167	23
DARKE	3	71	2	76	57	78.1%	19	0
DEFIANCE	11	178	3	192	188	103.9%	4	0
DELAWARE	291	127	14	432	418	296.5%	14	0
ERIE	51	703	219	973	896	97.2%	77	6
FAIRFIELD	3	58	10	71	65	95.6%	6	0
FAYETTE	31	150	6	187	167	107.1%	20	5
FRANKLIN	163	673	250	1,086	945	102.4%	141	40
FULTON	5	71	5	81	72	94.7%	9	0
GALLIA	33	199	13	245	215	101.4%	30	1
GEAUGA	0	51	0	51	48	94.1%	3	0
GREENE	6	122	0	128	125	102.5%	3	0
GUERNSEY	20	60	50	130	112	101.8%	18	3
HAMILTON	98	1,238	777	2,113	1,939	96.2%	174	6
HANCOCK	22	278	11	311	285	98.6%	26	4
HARDIN	6	64	18	88	75	91.5%	13	0
HARRISON	4	38	8	50	44	95.7%	6	0
HENRY	3	17	1	21	19	105.6%	2	0
HIGHLAND	13	110	5	128	117	101.7%	11	0
HOCKING	46	258	10	314	272	101.5%	42	11
HOLMES	17	63	0	80	63	100.0%	17	0
HURON	27	143	5	175	156	105.4%	19	0
JACKSON	126	140	2	268	215	151.4%	53	19
JEFFERSON	35	155	1	191	168	107.7%	23	6
KNOX	9	110	26	145	126	92.6%	19	0
LAKE	70	376	65	511	460	104.3%	51	2
LAWRENCE	34	256	1	291	252	98.1%	39	0
LICKING	14	166	18	198	173	94.0%	25	0
LOGAN	35	206	3	244	196	93.8%	48	10
LORAIN	27	202	11	240	213	100.0%	27	0
LUCAS	69	458	248	775	756	107.1%	19	2

COURTS OF COMMON PLEAS - JUVENILE DIVISION

UNRULY OVERALL CASELOADS (continued)

2003

<i>COUNTY</i>	<i>CASES PENDING JANUARY 1</i>	<i>NEW FILINGS</i>	<i>REACTIVATIONS AND TRANSFERS</i>	<i>TOTAL CASES</i>	<i>TOTAL TERMIN- ATIONS</i>	<i>CLEARANCE RATE</i>	<i>CASES PENDING DECEMBER 31</i>	<i>CASES PENDING BEYOND TIME GUIDELINES</i>
MADISON	2	85	5	92	91	101.1%	1	0
MAHONING	85	496	26	607	482	92.3%	125	20
MARION	6	69	1	76	69	98.6%	7	2
MEDINA	42	190	4	236	214	110.3%	22	2
MEIGS	9	130	4	143	142	106.0%	1	0
MERCER	3	99	8	110	100	93.5%	10	2
MIAMI	34	364	34	432	402	101.0%	30	1
MONROE	4	21	4	29	28	112.0%	1	0
MONTGOMERY	397	1,086	113	1,596	1,138	94.9%	458	223
MORGAN	9	17	0	26	24	141.2%	2	0
MORROW	18	150	146	314	215	72.6%	99	68
MUSKINGUM	38	220	9	267	240	104.8%	27	3
NOBLE	6	6	0	12	6	100.0%	6	4
OTTAWA	10	75	9	94	86	102.4%	8	0
PAULDING	5	21	3	29	29	120.8%	0	0
PERRY	26	42	7	75	47	95.9%	28	0
PICKAWAY	23	61	8	92	84	121.7%	8	1
PIKE	6	35	1	42	27	75.0%	15	0
PORTAGE	7	55	4	66	63	106.8%	3	0
PREBLE	3	75	5	83	77	96.3%	6	0
PUTNAM	0	28	1	29	28	96.6%	1	0
RICHLAND	38	338	24	400	367	101.4%	33	0
ROSS	50	194	0	244	215	110.8%	29	6
SANDUSKY	7	98	6	111	99	95.2%	12	2
SCIOTO	164	44	3	211	50	106.4%	161	8
SENECA	15	164	10	189	166	95.4%	23	0
SHELBY	10	97	3	110	107	107.0%	3	0
STARK	41	247	11	299	267	103.5%	32	2
SUMMIT	107	1,020	26	1,153	1,084	103.6%	69	1
TRUMBULL	36	354	123	513	475	99.6%	38	1
TUSCARAWAS	0	114	1	115	95	82.6%	20	0
UNION	8	76	3	87	69	87.3%	18	3
VAN WERT	1	62	7	70	61	88.4%	9	0
VINTON	1	22	1	24	23	100.0%	1	0
WARREN	15	110	8	133	124	105.1%	9	0
WASHINGTON	12	125	2	139	106	83.5%	33	2
WAYNE	46	159	2	207	187	116.1%	20	5
WILLIAMS	9	25	9	43	39	114.7%	4	0
WOOD	43	211	11	265	217	97.7%	48	1
WYANDOT	5	80	13	98	95	102.2%	3	0
STATEWIDE	4,219	17,293	3,716	25,228	22,320	106.2%	2,908	547

88

COURTS OF COMMON PLEAS - JUVENILE DIVISION

UNRULY TERMINATIONS

2003

COUNTY	***TRIAL BY***		DISMISSAL BY		**ADMISSION TO**		UNAVAIL- ABILITY OF PARTY	TRANS- FERRED OUT	INTERLOCU- TORY APPEAL OR ORDER	OTHER TERMIN- ATIONS	TOTAL TERMIN- ATIONS
	JUDGE	MAGISTRATE	PARTY, JUDGE, OR PROSECUTOR	JUDGE	MAGISTRATE	JUDGE					
ADAMS	5	1	3	5	4	0	0	0	0	0	18
ALLEN	0	4	8	7	59	1	9	0	8	96	
ASHLAND	0	1	10	35	29	0	0	0	0	75	
ASHTABULA	2	29	129	13	453	1	5	0	876	1,508	
ATHENS	0	0	22	2	35	1	4	0	12	76	
AUGLAIZE	0	0	2	53	0	3	2	0	0	60	
BELMONT	1	0	27	152	0	0	3	0	2	185	
BROWN	65	0	25	2	0	0	6	0	0	98	
BUTLER	2	47	136	3	582	0	5	0	64	839	
CARROLL	0	0	1	10	0	0	0	0	1	12	
CHAMPAIGN	0	0	9	17	0	1	1	0	0	28	
CLARK	0	5	52	30	163	38	17	0	1	306	
CLERMONT	0	0	12	19	39	0	1	0	32	103	
CLINTON	5	3	24	19	48	0	4	0	0	103	
COLUMBIANA	0	2	11	2	94	1	2	0	8	120	
COSHOCTON	0	0	2	18	0	1	3	0	4	28	
CRAWFORD	0	0	28	36	134	0	13	0	0	211	
CUYAHOGA	0	5	287	75	891	824	24	0	73	2,179	
DARKE	1	0	8	44	0	0	2	0	2	57	
DEFIANCE	0	0	29	139	1	0	7	0	12	188	
DELAWARE	8	7	44	4	59	0	1	0	295	418	
ERIE	0	1	84	24	305	54	41	0	387	896	
FAIRFIELD	0	0	3	3	54	2	0	0	3	65	
FAYETTE	27	0	20	111	0	0	1	0	8	167	
FRANKLIN	0	1	479	0	255	140	27	1	42	945	
FULTON	3	0	11	47	0	9	1	0	1	72	
GALLIA	5	0	67	123	0	0	5	0	15	215	
GEAUGA	0	0	5	34	7	0	0	0	2	48	
GREENE	0	8	8	12	65	0	0	0	32	125	
GUERNSEY	4	0	6	71	1	0	1	0	29	112	
HAMILTON	5	134	385	0	648	761	2	0	4	1,939	
HANCOCK	2	0	36	56	102	8	29	0	52	285	
HARDIN	0	0	9	58	0	1	6	0	1	75	
HARRISON	11	0	7	24	0	0	2	0	0	44	
HENRY	0	0	1	1	12	0	2	0	3	19	
HIGHLAND	32	0	42	42	0	1	0	0	0	117	
HOCKING	3	0	46	135	84	0	2	0	2	272	
HOLMES	0	0	15	44	0	0	0	0	4	63	
HURON	3	0	26	25	87	3	8	0	4	156	
JACKSON	0	0	131	78	0	0	4	0	2	215	
JEFFERSON	3	0	40	123	0	1	1	0	0	168	
KNOX	0	1	13	31	57	0	1	0	23	126	
LAKE	0	6	87	37	256	58	1	0	15	460	
LAWRENCE	1	0	121	63	1	0	0	0	66	252	
LICKING	0	1	15	100	41	0	1	0	15	173	
LOGAN	0	6	21	10	136	1	18	0	4	196	
LORAIN	0	0	11	2	180	8	11	0	1	213	
LUCAS	0	133	270	2	49	295	0	0	7	756	

COURTS OF COMMON PLEAS - JUVENILE DIVISION

UNRULY TERMINATIONS (continued)

2003

COUNTY	***TRIAL BY***		DISMISSAL BY		**ADMISSION TO**		UNAVAIL- ABILITY OF PARTY	TRANS- FERRED OUT	INTERLOCU- TORY APPEAL OR ORDER	OTHER TERMIN- ATIONS	TOTAL TERMIN- ATIONS
	JUDGE	MAGISTRATE	PARTY, JUDGE, OR PROSECUTOR	JUDGE	MAGISTRATE	JUDGE					
MADISON	1	0	7	26	57	0	0	0	0	0	91
MAHONING	0	76	57	0	289	32	0	0	28	482	
MARION	0	0	4	0	63	0	2	0	0	69	
MEDINA	12	10	17	1	169	3	2	0	0	214	
MEIGS	0	0	0	136	0	0	0	0	6	142	
MERCER	0	0	14	72	0	1	7	0	6	100	
MIAMI	1	1	24	66	253	6	50	0	1	402	
MONROE	2	0	2	23	0	0	0	0	1	28	
MONTGOMERY	0	2	265	77	638	132	3	0	21	1,138	
MORGAN	6	0	5	12	0	0	0	0	1	24	
MORROW	5	24	17	13	26	0	12	0	118	215	
MUSKINGUM	4	11	45	6	147	11	14	0	2	240	
NOBLE	1	0	1	3	0	0	1	0	0	6	
OTTAWA	1	0	5	63	2	1	9	0	5	86	
PAULDING	0	0	3	26	0	0	0	0	0	29	
PERRY	0	0	2	42	0	0	0	0	3	47	
PICKAWAY	0	0	19	46	0	6	4	0	9	84	
PIKE	0	0	8	18	0	0	1	0	0	27	
PORTAGE	0	1	26	0	27	3	5	0	1	63	
PREBLE	1	0	6	54	12	1	1	0	2	77	
PUTNAM	0	0	3	23	0	0	2	0	0	28	
RICHLAND	0	0	21	33	282	3	28	0	0	367	
ROSS	0	1	81	66	64	0	2	0	1	215	
SANDUSKY	0	0	8	20	63	0	5	0	3	99	
SCIOTO	0	0	15	3	26	1	0	0	5	50	
SENECA	0	0	15	17	116	0	4	0	14	166	
SHELBY	0	0	18	47	29	1	12	0	0	107	
STARK	0	0	42	26	196	3	0	0	0	267	
SUMMIT	0	3	276	10	713	68	2	0	12	1,084	
TRUMBULL	0	1	43	0	281	121	1	0	28	475	
TUSCARAWAS	0	0	7	86	0	0	2	0	0	95	
UNION	0	0	20	4	37	1	4	0	3	69	
VAN WERT	1	0	5	47	0	0	8	0	0	61	
VINTON	22	0	1	0	0	0	0	0	0	23	
WARREN	1	1	2	3	50	0	13	0	54	124	
WASHINGTON	0	1	7	0	95	1	2	0	0	106	
WAYNE	0	21	14	2	134	0	12	0	4	187	
WILLIAMS	0	0	11	22	4	0	1	0	1	39	
WOOD	0	0	39	67	103	0	8	0	0	217	
WYANDOT	2	0	8	36	23	0	26	0	0	95	
STATEWIDE	248	548	3,991	3,137	8,830	2,608	516	1	2,441	22,320	

88

COURTS OF COMMON PLEAS - JUVENILE DIVISION

DEPENDENCY, NEGLECT or ABUSE OVERALL CASELOADS

2003

<i>COUNTY</i>	<i>CASES PENDING JANUARY 1</i>	<i>NEW FILINGS</i>	<i>REACTIVATIONS AND TRANSFERS</i>	<i>TOTAL CASES</i>	<i>TOTAL TERMIN- ATIONS</i>	<i>CLEARANCE RATE</i>	<i>CASES PENDING DECEMBER 31</i>	<i>CASES PENDING BEYOND TIME GUIDELINES</i>
ADAMS	32	63	9	104	76	105.6%	28	3
ALLEN	145	208	266	619	460	97.0%	159	37
ASHLAND	30	48	52	130	102	102.0%	28	4
ASHTABULA	394	126	0	520	437	346.8%	83	52
ATHENS	11	59	11	81	72	102.9%	9	2
AUGLAIZE	6	24	3	33	24	88.9%	9	0
BELMONT	10	38	0	48	38	100.0%	10	1
BROWN	14	62	1	77	55	87.3%	22	3
BUTLER	300	401	1	702	480	119.4%	222	133
CARROLL	5	59	4	68	58	92.1%	10	0
CHAMPAIGN	13	31	4	48	44	125.7%	4	0
CLARK	130	46	297	473	375	109.3%	98	20
CLERMONT	49	182	7	238	188	99.5%	50	0
CLINTON	22	25	9	56	29	85.3%	27	4
COLUMBIANA	50	191	119	360	291	93.9%	69	0
COSHOCTON	9	36	14	59	46	92.0%	13	0
CRAWFORD	4	49	2	55	45	88.2%	10	0
CUYAHOGA	2,192	2,728	9,813	14,733	13,488	107.6%	1,245	406
DARKE	4	28	2	34	6	20.0%	28	0
DEFIANCE	3	27	1	31	16	57.1%	15	2
DELAWARE	209	184	27	420	353	167.3%	67	5
ERIE	30	66	14	110	78	97.5%	32	1
FAIRFIELD	52	172	97	321	284	105.6%	37	0
FAYETTE	0	24	1	25	20	80.0%	5	0
FRANKLIN	845	3,357	1,696	5,898	4,676	92.5%	1,222	259
FULTON	11	22	29	62	58	113.7%	4	0
GALLIA	12	48	2	62	44	88.0%	18	0
GEAUGA	7	21	0	28	23	109.5%	5	0
GREENE	40	127	0	167	126	99.2%	41	7
GUERNSEY	15	44	46	105	75	83.3%	30	0
HAMILTON	292	526	363	1,181	334	37.6%	847	0
HANCOCK	0	58	3	61	45	73.8%	16	0
HARDIN	38	57	7	102	48	75.0%	54	0
HARRISON	1	10	5	16	15	100.0%	1	1
HENRY	18	10	9	37	27	142.1%	10	9
HIGHLAND	17	79	8	104	81	93.1%	23	0
HOCKING	27	75	11	113	88	102.3%	25	3
HOLMES	15	31	1	47	30	93.8%	17	4
HURON	10	120	7	137	115	90.6%	22	1
JACKSON	12	49	2	63	50	98.0%	13	4
JEFFERSON	47	110	91	248	227	112.9%	21	6
KNOX	15	35	14	64	44	89.8%	20	0
LAKE	38	280	35	353	326	103.5%	27	1
LAWRENCE	5	46	0	51	39	84.8%	12	3
LICKING	47	191	445	683	656	103.1%	27	0
LOGAN	30	96	108	234	220	107.8%	14	0
LORAIN	35	298	22	355	310	96.9%	45	0
LUCAS	71	444	17	532	454	98.5%	78	5

COURTS OF COMMON PLEAS - JUVENILE DIVISION
DEPENDENCY, NEGLECT or ABUSE OVERALL CASELOADS (continued)

2003

<i>COUNTY</i>	<i>CASES PENDING JANUARY 1</i>	<i>NEW FILINGS</i>	<i>REACTIVATIONS AND TRANSFERS</i>	<i>TOTAL CASES</i>	<i>TOTAL TERMIN- ATIONS</i>	<i>CLEARANCE RATE</i>	<i>CASES PENDING DECEMBER 31</i>	<i>CASES PENDING BEYOND TIME GUIDELINES</i>
MADISON	4	12	0	16	15	125.0%	1	1
MAHONING	70	265	75	410	291	85.6%	119	21
MARION	126	344	4	474	369	106.0%	105	33
MEDINA	5	57	1	63	54	93.1%	9	0
MEIGS	0	24	0	24	8	33.3%	16	0
MERCER	9	42	84	135	131	104.0%	4	1
MIAMI	84	61	0	145	62	101.6%	83	0
MONROE	0	20	5	25	20	80.0%	5	0
MONTGOMERY	517	974	6	1,497	1,115	113.8%	382	113
MORGAN	9	19	0	28	25	131.6%	3	0
MORROW	1	31	30	62	27	44.3%	35	27
MUSKINGUM	27	129	10	166	136	97.8%	30	3
NOBLE	6	18	2	26	9	45.0%	17	14
OTTAWA	4	6	3	13	11	122.2%	2	0
PAULDING	4	7	0	11	10	142.9%	1	0
PERRY	23	80	4	107	71	84.5%	36	1
PICKAWAY	23	74	38	135	121	108.0%	14	2
PIKE	3	23	1	27	20	83.3%	7	0
PORTAGE	29	160	0	189	165	103.1%	24	0
PREBLE	25	31	4	60	51	145.7%	9	6
PUTNAM	2	3	9	14	13	108.3%	1	0
RICHLAND	42	117	13	172	127	97.7%	45	4
ROSS	63	119	1	183	124	103.3%	59	24
SANDUSKY	50	163	23	236	196	105.4%	40	1
SCIOTO	115	109	28	252	93	67.9%	159	98
SENECA	25	85	7	117	69	75.0%	48	1
SHELBY	0	30	0	30	20	66.7%	10	0
STARK	110	353	680	1,143	1,045	101.2%	98	3
SUMMIT	260	1,052	70	1,382	1,178	105.0%	204	4
TRUMBULL	38	403	155	596	478	85.7%	118	15
TUSCARAWAS	5	61	1	67	55	88.7%	12	0
UNION	24	98	22	144	124	103.3%	20	2
VAN WERT	2	16	5	23	21	100.0%	2	1
VINTON	7	52	7	66	62	105.1%	4	0
WARREN	10	116	2	128	104	88.1%	24	1
WASHINGTON	7	17	0	24	17	100.0%	7	5
WAYNE	56	346	11	413	321	89.9%	92	18
WILLIAMS	12	45	3	60	57	118.8%	3	0
WOOD	45	87	197	329	288	101.4%	41	2
WYANDOT	4	9	0	13	10	111.1%	3	3
STATEWIDE	7,208	16,669	15,176	39,053	32,289	101.4%	6,764	1,380

88

COURTS OF COMMON PLEAS - JUVENILE DIVISION
DEPENDENCY, NEGLECT or ABUSE TERMINATIONS
2003

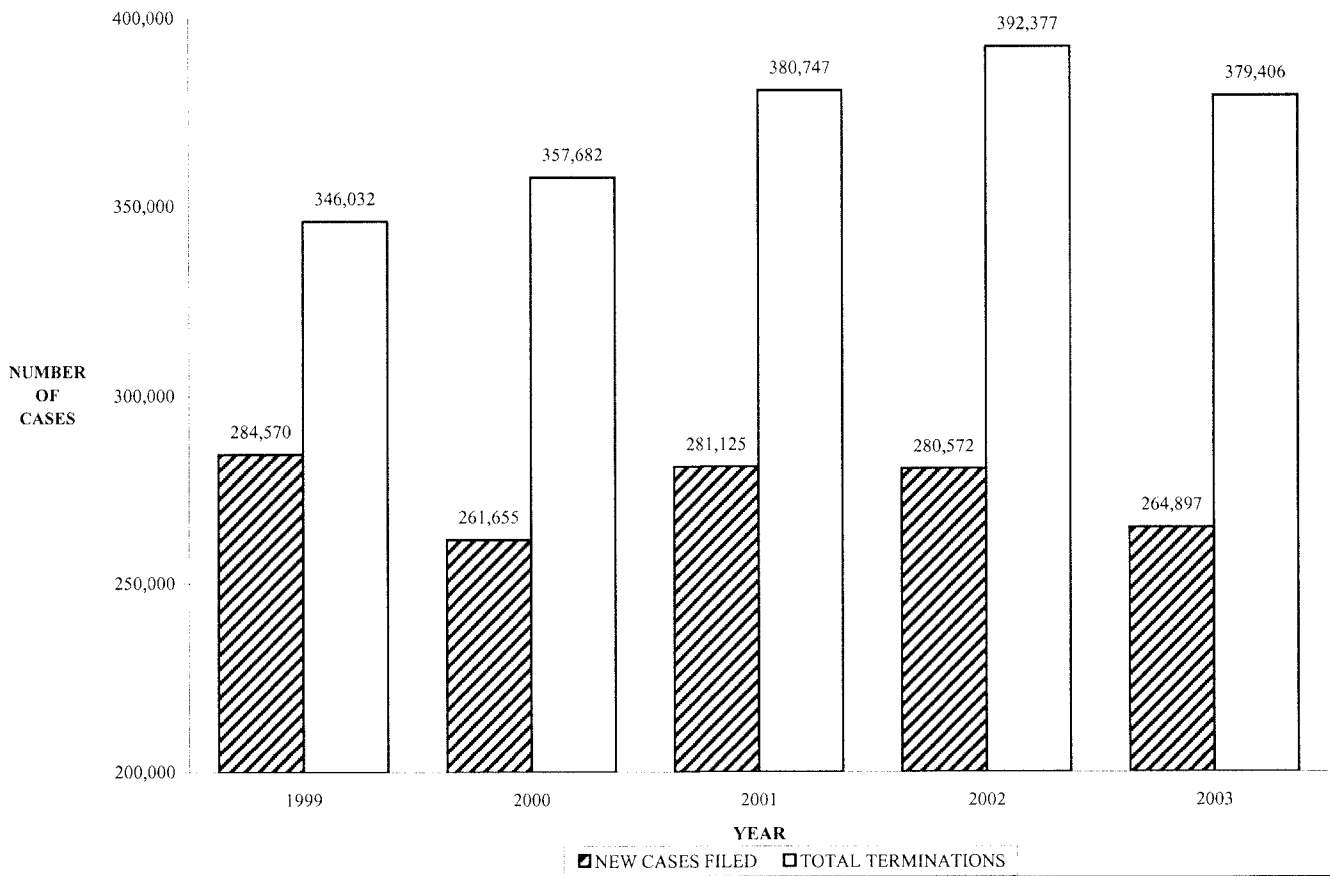
<u>COUNTY</u>	<u>***TRIAL BY***</u>		<u>DISMISSAL BY</u>	<u>**ADMISSION TO**</u>		<u>UNAVAIL-</u>	<u>TRANS-</u>	<u>INTERLOCU-</u>	<u>OTHER</u>	<u>TOTAL</u>
	<u>JUDGE</u>	<u>MAGISTRATE</u>	<u>PARTY, JUDGE, OR</u> <u>PROSECUTOR</u>	<u>JUDGE</u>	<u>MAGISTRATE</u>	<u>ABILITY</u> <u>OF PARTY</u>	<u>FERRED</u> <u>OUT</u>	<u>TORY APPEAL</u> <u>OR ORDER</u>	<u>TERMIN-</u> <u>ATIONS</u>	<u>TERMIN-</u> <u>ATIONS</u>
ADAMS	4	28	15	0	26	0	1	0	2	76
ALLEN	3	403	34	0	0	3	1	0	16	460
ASHLAND	6	7	13	4	28	0	7	0	37	102
ASHTABULA	0	0	4	0	0	0	1	0	432	437
ATHENS	45	0	3	22	0	0	0	0	2	72
AUGLAIZE	0	0	1	23	0	0	0	0	0	24
BELMONT	0	14	1	2	20	0	0	0	1	38
BROWN	43	0	11	1	0	0	0	0	0	55
BUTLER	63	342	69	0	0	0	3	0	3	480
CARROLL	10	0	22	24	0	0	2	0	0	58
CHAMPAIGN	1	0	0	0	0	1	4	0	38	44
CLARK	77	0	85	207	1	0	5	0	0	375
CLERMONT	0	28	18	5	117	0	1	0	19	188
CLINTON	18	2	4	0	0	0	1	0	4	29
COLUMBIANA	3	40	26	19	188	0	4	0	11	291
COSHOCTON	7	0	10	23	0	4	2	0	0	46
CRAWFORD	4	0	8	33	0	0	0	0	0	45
CUYAHOGA	243	291	1,381	545	4,383	12	97	114	6,422	13,488
DARKE	0	0	0	4	0	0	0	0	2	6
DEFIANCE	0	0	4	12	0	0	0	0	0	16
DELAWARE	55	10	49	22	1	0	0	0	216	353
ERIE	0	5	9	0	45	17	0	0	2	78
FAIRFIELD	188	0	63	0	0	0	0	0	33	284
FAYETTE	16	0	3	1	0	0	0	0	0	20
FRANKLIN	0	33	1,733	42	2,525	10	72	0	261	4,676
FULTON	9	0	2	16	4	8	0	1	18	58
GALLIA	33	0	8	0	0	0	0	0	3	44
GEAUGA	0	0	2	20	0	0	0	0	1	23
GREENE	11	97	11	0	0	0	1	0	6	126
GUERNSEY	31	1	9	1	0	0	0	0	33	75
HAMILTON	0	300	34	0	0	0	0	0	0	334
HANCOCK	8	0	3	31	0	0	0	0	3	45
HARDIN	0	0	9	29	0	0	10	0	0	48
HARRISON	9	0	5	0	0	0	0	0	1	15
HENRY	0	0	8	5	13	0	0	0	1	27
HIGHLAND	63	0	9	3	0	0	0	0	6	81
HOCKING	9	2	19	36	21	0	0	0	1	88
HOLMES	1	0	8	5	0	0	3	0	13	30
HURON	12	0	22	59	10	0	3	0	9	115
JACKSON	4	0	21	19	0	0	0	0	6	50
JEFFERSON	0	37	17	91	70	0	3	1	8	227
KNOX	1	1	9	17	1	0	0	0	15	44
LAKE	16	30	69	21	45	19	0	0	126	326
LAWRENCE	0	0	3	35	0	0	0	0	1	39
LICKING	3	0	22	1	174	0	0	0	456	656
LOGAN	0	1	38	50	16	0	2	0	113	220
LORAIN	5	153	24	25	74	0	20	0	9	310
LUCAS	2	388	43	0	0	0	0	0	21	454

COURTS OF COMMON PLEAS - JUVENILE DIVISION
DEPENDENCY, NEGLECT or ABUSE TERMINATIONS (continued)
2003

COUNTY	***TRIAL BY***		DISMISSAL BY		**ADMISSION TO**		UNAVAIL- ABILITY OF PARTY	TRANS- FERRED OUT	INTERLOCU- TORY APPEAL OR ORDER	OTHER TERMIN- ATIONS	TOTAL TERMIN- ATIONS
	JUDGE	MAGISTRATE	PARTY, JUDGE, OR PROSECUTOR	JUDGE	MAGISTRATE	JUDGE					
MADISON	8	0	0	6	0	0	0	0	0	1	15
MAHONING	6	185	54	0	45	1	0	0	0	0	291
MARION	3	0	197	0	168	0	1	0	0	0	369
MEDINA	1	0	6	42	0	0	4	0	0	1	54
MEIGS	0	0	0	7	0	0	0	0	0	1	8
MERCER	5	0	37	32	0	0	5	0	52	131	
MIAMI	0	17	7	0	30	0	0	0	8	62	
MONROE	5	0	3	12	0	0	0	0	0	20	
MONTGOMERY	1	613	266	0	201	0	6	0	28	1,115	
MORGAN	14	0	9	0	0	0	0	0	2	25	
MORROW	14	0	6	4	0	0	1	0	2	27	
MUSKINGUM	118	3	13	0	0	0	1	0	1	136	
NOBLE	5	0	3	1	0	0	0	0	0	9	
OTTAWA	0	0	1	10	0	0	0	0	0	11	
PAULDING	2	0	1	7	0	0	0	0	0	10	
PERRY	3	6	4	50	0	0	0	0	8	71	
PICKAWAY	1	0	28	53	2	9	3	0	25	121	
PIKE	0	0	3	17	0	0	0	0	0	20	
PORTAGE	2	4	28	1	127	0	0	0	3	165	
PREBLE	5	0	2	42	0	0	0	0	2	51	
PUTNAM	11	0	2	0	0	0	0	0	0	13	
RICHLAND	3	8	5	99	8	0	1	0	3	127	
ROSS	0	10	26	0	85	0	0	0	3	124	
SANDUSKY	0	0	22	43	127	0	0	0	4	196	
SCIOTO	10	0	17	52	1	0	0	0	13	93	
SENECA	3	0	14	47	3	0	0	0	2	69	
SHELBY	0	0	4	15	1	0	0	0	0	20	
STARK	68	398	48	37	481	0	0	0	13	1,045	
SUMMIT	55	708	52	0	10	0	4	0	349	1,178	
TRUMBULL	0	4	2	188	280	1	0	0	3	478	
TUSCARAWAS	0	0	5	0	44	0	2	0	4	55	
UNION	4	0	58	20	28	0	0	0	14	124	
VAN WERT	15	0	3	2	0	0	0	0	1	21	
VINTON	58	0	2	0	0	0	0	0	2	62	
WARREN	5	78	11	0	0	0	0	0	10	104	
WASHINGTON	1	0	4	10	0	0	2	0	0	17	
WAYNE	0	2	134	100	81	0	0	0	4	321	
WILLIAMS	0	0	2	55	0	0	0	0	0	57	
WOOD	14	1	30	130	113	0	0	0	0	288	
WYANDOT	2	0	0	8	0	0	0	0	0	10	
STATEWIDE	1,445	4,250	5,070	2,543	9,597	85	273	116	8,910	32,289	

88

**COURTS OF COMMON PLEAS - JUVENILE DIVISION
STATEWIDE NEW CASES FILED AND TOTAL TERMINATIONS COMPARISON
1999-2003**





Section I

Municipal Courts

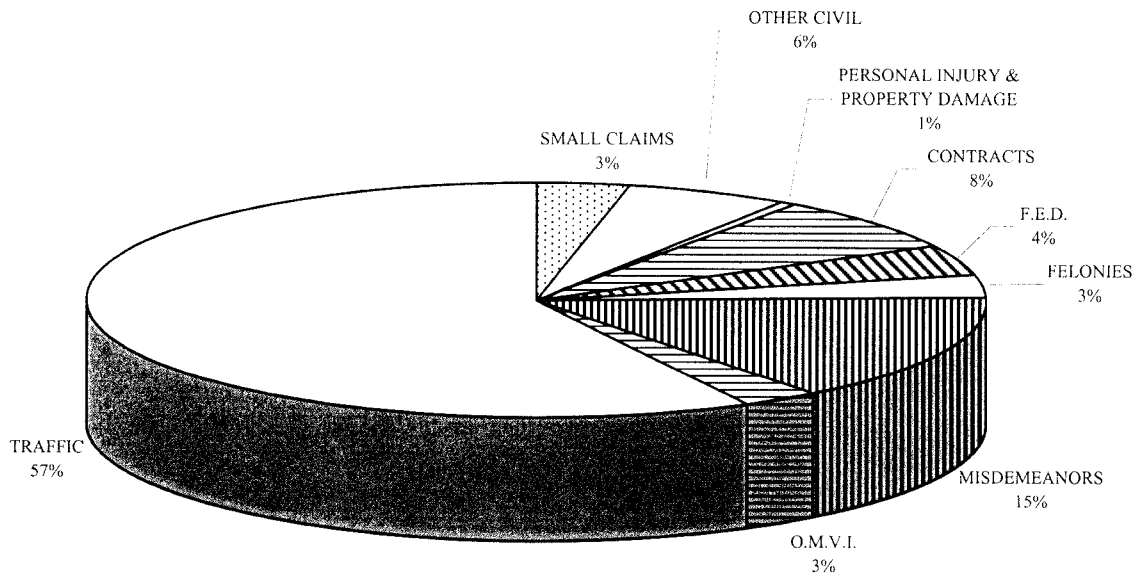
MUNICIPAL COURTS
COMPOSITE ADMINISTRATIVE JUDGE REPORT FOR THE ENTIRE STATE
2003

	<u>FELONIES</u>	<u>MISDE- MEANORS</u>	<u>O.M.V.L.</u>	<u>OTHER TRAFFIC</u>	<u>PERSONAL INJURY AND PROPERTY DAMAGE</u>	<u>CONTRACTS</u>	<u>F. E. D.</u>	<u>OTHER CIVIL</u>	<u>SMALL CLAIMS</u>	<u>TOTAL</u>
CASES PENDING BEGINNING OF YEAR	5,917	40,181	4,197	83,184	7,120	47,648	62,526	20,560	23,456	294,789
NEW CASES FILED	73,619	370,780	64,360	1,416,440	17,314	183,859	99,748	140,406	80,582	2,447,108
TRANSFERRED IN OR REACTIVATED	13,035	82,594	4,149	159,857	1,002	5,335	1,408	2,324	1,677	271,381
TOTAL CASES	92,571	493,555	72,706	1,659,481	25,436	236,842	163,682	163,290	105,715	3,013,278
CASES TERMINATED BY:										
HEARING BY JUDGE	9,341	88,524	12,490	136,726	8,350	111,708	19,001	7,799	14,016	407,955
HEARING BY MAGISTRATE	X	18,937	1,181	121,003	1,454	16,197	17,566	1,939	43,196	221,473
TRANSFER (INCLUDES INDIVIDUAL JUDGE ASSIGNMENT)	22,960	199,385	50,651	188,455	3,671	20,175	9,323	2,370	904	497,894
DISMISSAL: LACK OF SPEEDY TRIAL (CRIM.) OR WANT OF PROSECUTION (CIVIL)	127	546	55	718	472	2,731	22,914	507	4,046	32,116
OTHER DISMISSALS	37,667	31,164	889	32,335	1,771	20,349	17,968	3,969	16,225	162,337
VIOLATIONS BUREAU	X	29,129	X	917,434	X	X	X	X	X	946,563
UNAVAILABILITY OF ACCUSED	12,843	79,264	3,088	173,531	5	55	4	4	116	268,910
BANKRUPTCY STAY OR INTERLOCUTORY APPEAL	16	3	0	2	142	2,430	179	109	519	3,400
ALL OTHER TERMINATIONS	3,625	4,274	709	15,361	757	5,671	5,378	123,245	2,987	162,007
TOTAL TERMINATIONS	86,579	451,226	69,063	1,585,565	16,622	179,316	92,333	139,942	82,009	2,702,655
CASES PENDING END OF YEAR	5,992	42,329	3,643	73,916	8,814	57,526	71,349	23,348	23,706	310,623
TIME GUIDELINE (MONTHS)	1	6	6	6	24	12	12	12	6	X
CASES PENDING END OF YEAR BEYOND TIME GUIDELINE	424	666	39	1,742	159	3,911	31,093	323	3,893	42,250

MUNICIPAL COURTS
COMPOSITE INDIVIDUAL JUDGE REPORT FORM FOR THE ENTIRE STATE
2003

	<u>MISDE- MEANORS</u>	<u>O.M.V.I.</u>	<u>OTHER TRAFFIC</u>	<u>PERSONAL INJURY AND PROPERTY DAMAGE</u>	<u>CONTRACTS</u>	<u>F. E. D.</u>	<u>OTHER CIVIL</u>	<u>TOTAL</u>
CASES PENDING BEGINNING OF YEAR	33,706	13,232	30,993	1,910	8,308	2,717	822	91,688
NEW CASES ASSIGNED	197,236	50,256	186,957	3,756	20,175	8,193	2,553	469,126
TRANSFERRED IN OR REACTIVATED	38,898	6,109	35,112	229	944	283	255	81,830
TOTAL CASES	269,840	69,597	253,062	5,895	29,427	11,193	3,630	642,644
CASES TERMINATED BY:								
JURY TRIAL	623	271	158	50	73	14	32	1,221
COURT TRIAL	7,496	788	10,842	294	2,024	2,824	709	24,977
DEFAULT	X	X	X	637	3,882	894	339	5,752
GUILTY OR NO CONTEST PLEA TO ORIGINAL CHARGE	79,788	35,315	85,221	X	X	X	X	200,324
GUILTY OR NO CONTEST PLEA TO REDUCED CHARGE	35,818	10,642	42,432	X	X	X	X	88,892
DISMISSAL:LACK OF SPEEDY TRIAL (CRIM.) OR WANT OF PROSECUTION (CIVIL)	395	34	259	43	3,355	965	55	5,106
OTHER DISMISSALS	51,476	2,101	41,580	1,746	8,346	2,467	548	108,264
TRANSFERRED OUT	6,125	1,217	5,316	165	729	1,323	195	15,070
REFERRED TO A PRIVATE JUDGE	X	X	X	5	18	4	5	32
UNAVAILABILITY OF ACCUSED	32,254	4,272	34,441	5	24	1	1	70,998
BANKRUPTCY STAY OR INTERLOCUTORY APPEAL	143	44	27	52	874	46	23	1,209
ALL OTHER TERMINATIONS	10,052	1,694	4,433	914	5,347	1,042	914	24,396
TOTAL TERMINATIONS	224,170	56,378	224,709	3,911	24,672	9,580	2,821	546,241
CASES PENDING END OF YEAR	45,670	13,219	28,353	1,984	4,755	1,613	809	96,403
TIME GUIDELINE (MONTHS)	6	6	6	24	12	12	12	X
CASES PENDING END OF YEAR BEYOND TIME GUIDELINE	1,116	577	766	42	186	21	35	2,743

MUNICIPAL COURTS
NEW CASES FILED COMPARISON
2003



**MUNICIPAL COURTS
OVERALL CASELOADS
2003**

COURT	NUMBER OF JUDGES	--- POPULATION ---		NEW FILINGS, TRANSFERS, & REACTIVATIONS			----- TERMINATIONS -----		
		TOTAL	PER JUDGE	TOTAL	PER JUDGE	PER 1,000 POPULATION	TOTAL	PER JUDGE	PER 1,000 POPULATION
AKRON	6	260,120	43,353	74,676	12,446	287	74,296	12,383	286
ALLIANCE	1	43,765	43,765	6,246	6,246	143	6,379	6,379	146
ASHLAND	1	52,523	52,523	16,598	16,598	316	16,709	16,709	318
ASHTABULA	1	35,371	35,371	9,593	9,593	271	10,065	10,065	285
ATHENS COUNTY	1	62,223	62,223	13,172	13,172	212	13,322	13,322	214
AUGLAIZE COUNTY	1	46,611	46,611	13,805	13,805	296	14,422	14,422	309
AVON LAKE	1	32,540	32,540	2,383	2,383	73	2,281	2,281	70
BARBERTON	2	102,636	51,318	18,526	9,263	181	18,633	9,317	182
BEDFORD	2	81,608	40,804	17,708	8,854	217	17,272	8,636	212
BELLEFONTAINE	1	46,005	46,005	16,420	16,420	357	16,675	16,675	362
BELLEVUE	1	12,174	12,174	2,681	2,681	220	2,707	2,707	222
BEREA	1	118,125	118,125	15,545	15,545	132	16,509	16,509	140
BOWLING GREEN	1	61,149	61,149	16,309	16,309	267	16,279	16,279	266
BROWN*	1	42,285	42,285	15,547	15,547	368	15,408	15,408	364
BRYAN	1	39,188	39,188	16,729	16,729	427	16,819	16,819	429
CAMBRIDGE	1	40,792	40,792	15,281	15,281	375	15,618	15,618	383
CAMPBELL	1	11,068	11,068	2,536	2,536	229	2,429	2,429	219
CANTON	4	204,232	51,058	32,631	8,158	160	32,416	8,104	159
CELINA	1	40,924	40,924	7,574	7,574	185	7,573	7,573	185
CHAMPAIGN COUNTY	1	38,890	38,890	5,185	5,185	133	5,264	5,264	135
CHARDON	1	90,895	90,895	14,198	14,198	156	14,078	14,078	155
CHILLICOTHE	2	73,345	36,673	22,980	11,490	313	22,401	11,201	305
CIRCLEVILLE	1	52,727	52,727	15,184	15,184	288	15,625	15,625	296
CLARK COUNTY	3	144,742	48,247	31,010	10,337	214	30,458	10,153	210
CLERMONT COUNTY	3	177,977	59,326	47,120	15,707	265	46,282	15,427	260
CLEVELAND	12	479,740	39,978	246,374	20,531	514	247,259	20,605	515
CLEVELAND HEIGHTS	1	49,958	49,958	24,643	24,643	493	24,777	24,777	496
CLEVELAND HOUSING	1	479,740	479,740	16,433	16,433	34	17,132	17,132	36
CLINTON COUNTY	1	40,543	40,543	16,068	16,068	396	15,881	15,881	392
COLUMBIANA	2	27,228	13,614	14,138	7,069	519	14,611	7,306	537
CONNEAUT	1	12,485	12,485	3,605	3,605	289	3,636	3,636	291
COSHOCTON	1	36,655	36,655	4,225	4,225	115	4,256	4,256	116
CRAWFORD COUNTY	1	46,966	46,966	11,129	11,129	237	11,326	11,326	241
CUYAHOGA FALLS	2	180,143	90,072	28,460	14,230	158	27,329	13,665	152
DAYTON	5	166,179	33,236	60,731	12,146	365	59,207	11,841	356
DEFIANCE	1	39,500	39,500	11,951	11,951	303	12,042	12,042	305
DELAWARE	1	109,989	109,989	26,597	26,597	242	26,669	26,669	242
EAST CLEVELAND	1	27,217	27,217	9,567	9,567	352	10,009	10,009	368
EAST LIVERPOOL	1	25,424	25,424	3,629	3,629	143	3,623	3,623	143
EATON	1	42,337	42,337	12,676	12,676	299	12,659	12,659	299
ELYRIA	2	116,733	58,367	25,183	12,592	216	24,637	12,319	211
EUCLID	1	52,717	52,717	10,996	10,996	209	10,467	10,467	199
FAIRBORN	1	81,976	81,976	19,151	19,151	234	18,736	18,736	229
FAIRFIELD	1	42,097	42,097	9,786	9,786	232	9,585	9,585	228
FINDLAY	2	66,693	33,347	20,038	10,019	300	20,245	10,123	304
FOSTORIA	1	21,448	21,448	2,919	2,919	136	2,930	2,930	137
FRANKLIN	1	26,219	26,219	9,294	9,294	354	9,222	9,222	352
FRANKLIN COUNTY	15	1,068,978	71,265	282,219	18,815	264	269,024	17,935	252
FRANKLIN CO. ENVIRO.	1	1,068,978	1,068,978	7,458	7,458	7	7,506	7,506	7
FREMONT	1	27,857	27,857	9,523	9,523	342	9,589	9,589	344
GALLIPOLIS	1	31,069	31,069	12,573	12,573	405	12,410	12,410	399
GARFIELD HEIGHTS	2	84,948	42,474	15,457	7,729	182	15,556	7,778	183
GIRARD	1	41,860	41,860	10,108	10,108	241	10,330	10,330	247
HAMILTON	1	74,474	74,474	24,830	24,830	333	24,660	24,660	331
HAMILTON COUNTY	14	845,303	60,379	336,053	24,004	398	316,030	22,574	374
HARDIN COUNTY	1	31,945	31,945	5,426	5,426	170	5,426	5,426	170
HILLSBORO	1	31,937	31,937	8,202	8,202	257	7,639	7,639	239
HOCKING COUNTY	1	28,241	28,241	6,035	6,035	214	9,177	9,177	325
HURON	1	10,530	10,530	4,585	4,585	435	4,786	4,786	455
IRONTON	1	24,949	24,949	7,323	7,323	294	7,829	7,829	314
JACKSON COUNTY	1	32,641	32,641	14,955	14,955	458	14,682	14,682	450
KETTERING	2	117,390	58,695	21,658	10,829	184	24,191	12,096	206
LAKEWOOD	1	56,646	56,646	13,047	13,047	230	12,369	12,369	218

*2003 is the first year for operating as a municipal court
**October through December data is estimated

MUNICIPAL COURTS
OVERALL CASELOADS (continued)
2003

COURT	NUMBER OF JUDGES	--- POPULATION ---		NEW FILINGS, TRANSFERS, & REACTIVATIONS			----- TERMINATIONS -----		
		TOTAL	PER JUDGE	TOTAL	PER JUDGE	PER 1,000 POPULATION	TOTAL	PER JUDGE	PER 1,000 POPULATION
LANCASTER (Fairfield County)	2	122,759	61,380	20,657	10,329	168	21,076	10,538	172
LAWRENCE COUNTY	1	37,370	37,370	8,140	8,140	218	7,764	7,764	208
LEBANON	1	29,123	29,123	7,790	7,790	267	9,309	9,309	320
LICKING COUNTY	2	145,491	72,746	23,562	11,781	162	23,583	11,792	162
LIMA	2	108,473	54,237	26,182	13,091	241	25,927	12,964	239
LORAIN**	2	82,140	41,070	15,807	7,904	192	14,147	7,074	172
LYNDHURST	1	59,619	59,619	19,294	19,294	324	19,643	19,643	329
MADISON COUNTY	1	40,213	40,213	11,139	11,139	277	11,391	11,391	283
MANSFIELD	2	109,524	54,762	30,218	15,109	276	30,411	15,206	278
MARIETTA	1	63,251	63,251	13,444	13,444	213	14,132	14,132	223
MARION	1	66,217	66,217	22,156	22,156	335	22,341	22,341	337
MARYSVILLE	1	40,909	40,909	12,780	12,780	312	12,753	12,753	312
MASON	1	47,531	47,531	9,031	9,031	190	10,068	10,068	212
MASSILLON	2	130,101	65,051	17,817	8,909	137	17,856	8,928	137
MAUMEE	1	44,641	44,641	17,323	17,323	388	17,400	17,400	390
MEDINA	1	108,424	108,424	19,191	19,191	177	18,935	18,935	175
MENTOR	1	58,405	58,405	11,832	11,832	203	12,101	12,101	207
MIAMI	2	98,868	49,434	28,326	14,163	287	33,825	16,913	342
MIAMISBURG	1	67,241	67,241	16,115	16,115	240	16,038	16,038	239
MIDDLETOWN	1	71,297	71,297	16,337	16,337	229	16,246	16,246	228
MORROW*	1	31,628	31,628	11,120	11,120	352	11,263	11,263	356
MOUNT VERNON	1	54,500	54,500	9,450	9,450	173	9,618	9,618	176
NAPOLEON	1	29,210	29,210	7,946	7,946	272	8,208	8,208	281
NEW PHILADELPHIA	1	65,381	65,381	14,221	14,221	218	14,409	14,409	220
NEWTON FALLS	1	29,516	29,516	8,540	8,540	289	8,454	8,454	286
NILES	1	33,090	33,090	6,106	6,106	185	6,215	6,215	188
NORWALK	1	54,177	54,177	19,146	19,146	353	19,111	19,111	353
OAKWOOD	1	9,215	9,215	2,021	2,021	219	2,112	2,112	229
OBERLIN	1	45,469	45,469	11,275	11,275	248	11,370	11,370	250
OREGON	1	22,635	22,635	6,499	6,499	287	6,535	6,535	289
OTTAWA COUNTY	1	40,985	40,985	9,835	9,835	240	9,720	9,720	237
PAINESVILLE	1	81,137	81,137	15,258	15,258	188	15,338	15,338	189
PARMA	3	177,270	59,090	15,245	5,082	86	15,720	5,240	89
PERRYSBURG	1	57,140	57,140	15,814	15,814	277	16,086	16,086	282
PORTAGE COUNTY-KENT	1	76,031	76,031	13,030	13,030	171	13,018	13,018	171
PORTAGE COUNTY-RAV.	2	76,030	38,015	37,782	18,891	497	38,372	19,186	505
PORTSMOUTH	2	79,195	39,598	17,397	8,699	220	17,014	8,507	215
ROCKY RIVER	2	120,226	60,113	39,407	19,704	328	39,209	19,605	326
SANDUSKY	1	42,049	42,049	17,349	17,349	413	18,258	18,258	434
SHAKER HEIGHTS	1	62,367	62,367	15,262	15,262	245	15,372	15,372	246
SHELBY	1	19,328	19,328	2,600	2,600	135	2,608	2,608	135
SIDNEY	1	47,910	47,910	13,022	13,022	272	13,116	13,116	274
SOUTH EUCLID	1	23,537	23,537	5,691	5,691	242	5,672	5,672	241
STEBENVILLE	1	19,015	19,015	3,875	3,875	204	3,464	3,464	182
STRUTHERS	1	35,484	35,484	4,776	4,776	135	4,440	4,440	125
SYLVANIA	1	66,021	66,021	19,466	19,466	295	19,658	19,658	298
TIFFIN	1	44,613	44,613	7,049	7,049	158	7,131	7,131	160
TOLEDO	7	321,757	45,965	109,938	15,705	342	112,154	16,022	349
TOLEDO HOUSING	1	321,757	321,757	7,718	7,718	24	7,313	7,313	23
UPPER SANDUSKY	1	22,908	22,908	9,505	9,505	415	9,534	9,534	416
VAN WERT COUNTY	1	29,659	29,659	9,586	9,586	323	9,797	9,797	330
VANDALIA	1	78,425	78,425	22,172	22,172	283	22,383	22,383	285
VERMILION	1	19,857	19,857	5,350	5,350	269	5,400	5,400	272
WADSWORTH	1	42,671	42,671	9,934	9,934	233	9,781	9,781	229
WARREN	2	81,957	40,979	21,664	10,832	264	21,893	10,947	267
WASHINGTON C.H.	1	28,433	28,433	8,118	8,118	286	8,104	8,104	285
WAYNE COUNTY	2	111,564	55,782	21,008	10,504	188	20,884	10,442	187
WILLOUGHBY	1	87,969	87,969	20,204	20,204	230	20,107	20,107	229
XENIA	1	65,910	65,910	18,899	18,899	287	19,126	19,126	290
YOUNGSTOWN	3	82,026	27,342	18,232	6,077	222	18,520	6,173	226
ZANESVILLE	1	25,586	25,586	5,364	5,364	210	5,250	5,250	205
STATEWIDE	207	10,010,378	48,359	2,800,697	13,530	280	2,784,045	13,449	278

124

All population figures based on 2000 U.S.Census

*2003 is the first year for operating as a municipal court
 **October through December data is estimated

MUNICIPAL COURTS
FELONY OVERALL CASELOADS
2003

<i>COURT</i>	<i>CASES PENDING JANUARY 1</i>	<i>NEW FILINGS</i>	<i>REACTIVATIONS AND TRANSFERS</i>	<i>TOTAL CASES</i>	<i>TOTAL TERMIN- ATIONS</i>	<i>CLEARANCE RATE</i>	<i>CASES PENDING DECEMBER 31</i>	<i>CASES PENDING BEYOND TIME GUIDELINES</i>
AKRON	161	3,957	1,405	5,523	5,403	100.8%	120	0
ALLIANCE	4	335	0	339	332	99.1%	7	0
ASHLAND	0	1	0	1	1	100.0%	0	0
ASHTABULA	27	373	67	467	426	96.8%	41	8
ATHENS COUNTY	2	262	27	291	287	99.3%	4	0
AUGLAIZE COUNTY	0	76	18	94	82	87.2%	12	1
AVON LAKE	9	104	12	125	120	103.4%	5	0
BARBERTON	31	641	46	718	678	98.7%	40	1
BEDFORD	14	306	5	325	307	98.7%	18	0
BELLEFONTAINE	7	276	36	319	314	100.6%	5	0
BELLEVUE	0	44	0	44	42	95.5%	2	0
BEREA	64	372	19	455	373	95.4%	82	0
BOWLING GREEN	16	310	6	332	327	103.5%	5	0
BROWN COUNTY *	47	507	12	566	515	99.2%	51	28
BRYAN	0	70	2	72	72	100.0%	0	0
CAMBRIDGE	3	97	2	102	98	99.0%	4	1
CAMPBELL	22	157	3	182	146	91.3%	36	0
CANTON	46	1,746	210	2,002	1,932	98.8%	70	0
CELINA	2	54	1	57	57	103.6%	0	0
CHAMPAIGN COUNTY	5	128	56	189	185	100.5%	4	0
CHARDON	7	109	27	143	136	100.0%	7	3
CHILLICOTHE	8	340	293	641	628	99.2%	13	0
CIRCLEVILLE	32	265	5	302	288	106.7%	14	0
CLARK COUNTY	1	1,837	390	2,228	2,206	99.1%	22	0
CLERMONT COUNTY	45	1,309	213	1,567	1,516	99.6%	51	14
CLEVELAND	765	7,943	220	8,928	8,340	102.2%	588	0
CLEVELAND HEIGHTS	3	241	41	285	281	99.6%	4	0
CLEVELAND HOUSING	0	0	0	0	0	-	0	0
CLINTON COUNTY	12	128	0	140	128	100.0%	12	0
COLUMBIANA COUNTY	15	203	8	226	201	95.3%	25	1
CONNEAUT	5	168	106	279	279	101.8%	0	0
COSHOCTON	2	38	1	41	41	105.1%	0	0
CRAWFORD COUNTY	1	83	0	84	84	101.2%	0	0
CUYAHOGA FALLS	41	861	153	1,055	1,012	99.8%	43	0
DAYTON	44	1,738	412	2,194	2,072	96.4%	122	0
DEFIANCE	4	137	4	145	144	102.1%	1	0
DELAWARE	1	209	14	224	224	100.4%	0	0
EAST CLEVELAND	11	418	0	429	429	102.6%	0	0
EAST LIVERPOOL	9	75	1	85	76	100.0%	9	9
EATON	3	128	0	131	123	96.1%	8	23
ELYRIA	64	1,164	77	1,305	1,214	97.8%	91	0
EUCLID	10	304	1	315	237	77.7%	78	0
FAIRBORN	12	345	133	490	483	101.0%	7	0
FAIRFIELD	27	336	123	486	462	100.7%	24	6
FINDLAY	1	92	0	93	92	100.0%	1	0
FOSTORIA	2	82	4	88	86	100.0%	2	0
FRANKLIN	9	174	55	238	228	99.6%	10	3
FRANKLIN COUNTY	173	7,568	2,165	9,906	9,734	100.0%	172	6
FRANKLIN CO. ENVIRO.	0	48	5	53	53	100.0%	0	0
FREMONT	1	200	16	217	210	97.2%	7	0
GALLIPOLIS	6	173	49	228	219	98.6%	9	0
GARFIELD HEIGHTS	3	286	0	289	285	99.7%	4	0
GIRARD	16	241	37	294	259	93.2%	35	35
HAMILTON	46	1,468	150	1,664	1,601	98.9%	63	1
HAMILTON COUNTY	333	10,280	1,470	12,083	11,705	99.6%	378	0
HARDIN COUNTY	0	47	0	47	45	95.7%	2	0
HILLSBORO	14	178	13	205	188	98.4%	17	0
HOCKING COUNTY	60	147	92	299	287	120.1%	12	6
HURON	4	53	1	58	48	88.9%	10	6
IRONTON	18	268	1	287	273	101.5%	14	0
JACKSON COUNTY	0	121	33	154	150	97.4%	4	0
KETTERING	4	218	81	303	297	99.3%	6	0
LAKEWOOD	74	404	0	478	390	96.5%	88	0

* 2003 is the first year for operating as a municipal court
**October through December data is estimated

MUNICIPAL COURTS
FELONY OVERALL CASELOADS (continued)
2003

<i>COURT</i>	<i>CASES PENDING JANUARY 1</i>	<i>NEW FILINGS</i>	<i>REACTIVATIONS AND TRANSFERS</i>	<i>TOTAL CASES</i>	<i>TOTAL TERMIN- ATIONS</i>	<i>CLEARANCE RATE</i>	<i>CASES PENDING DECEMBER 31</i>	<i>CASES PENDING BEYOND TIME GUIDELINES</i>
LANCASTER (Fairfield County)	4	381	58	443	439	100.0%	4	0
LAWRENCE COUNTY	17	208	44	269	246	97.6%	23	0
LEBANON	43	239	19	301	277	107.4%	24	2
LICKING COUNTY	6	416	0	422	420	101.0%	2	0
LIMA	9	331	8	348	334	98.5%	14	0
LORAIN**	925	1,016	0	1,941	623	61.3%	1,318	0
LYNDHURST	67	205	0	272	196	95.6%	76	0
MADISON COUNTY	9	97	2	108	105	106.1%	3	0
MANSFIELD	8	447	60	515	509	100.4%	6	0
MARIETTA	8	214	18	240	237	102.2%	3	8
MARION	19	361	16	396	371	98.4%	25	0
MARYSVILLE	7	42	3	52	51	113.3%	1	0
MASON	17	230	43	290	279	102.2%	11	0
MASSILLON	51	617	46	714	670	101.1%	44	0
MAUMEE	24	283	83	390	365	99.7%	25	6
MEDINA	21	164	1	186	183	110.9%	3	0
MENTOR	10	264	70	344	333	99.7%	11	0
MIAMI	357	1,207	310	1,874	1,805	119.0%	69	0
MIAMISBURG	7	267	114	388	385	101.0%	3	0
MIDDLETOWN	38	758	63	859	817	99.5%	42	1
MORROW COUNTY*	41	74	0	115	58	78.4%	57	24
MOUNT VERNON	2	35	0	37	36	102.9%	1	0
NAPOLEON	8	100	0	108	104	104.0%	4	0
NEW PHILADELPHIA	1	107	15	123	120	98.4%	3	0
NEWTON FALLS	11	161	11	183	166	96.5%	17	0
NILES	30	310	128	468	434	99.1%	34	11
NORWALK	6	244	247	497	495	100.8%	2	0
OAKWOOD	0	6	0	6	6	100.0%	0	0
OBERLIN	30	197	13	240	220	104.8%	20	4
OREGON	19	224	98	341	331	102.8%	10	2
OTTAWA COUNTY	18	102	23	143	131	104.8%	12	0
PAINESVILLE	37	572	102	711	690	102.4%	21	0
PARMA	11	743	0	754	751	101.1%	3	0
PERRYSBURG	248	343	0	591	326	95.0%	265	0
PORTAGE CO. - KENT	15	253	43	311	304	102.7%	7	1
PORTAGE CO. - RAV.	14	559	87	660	632	97.8%	28	1
PORTSMOUTH	21	954	265	1,240	1,202	98.6%	38	0
ROCKY RIVER	18	326	110	454	422	96.8%	32	8
SANDUSKY	261	818	204	1,283	1,133	110.9%	150	96
SHAKER HEIGHTS	63	83	10	156	62	66.7%	94	0
SHELBY	12	32	0	44	40	125.0%	4	2
SIDNEY	0	125	4	129	124	96.1%	5	0
SOUTH EUCLID	1	65	15	81	79	98.8%	2	0
STEUBENVILLE	56	422	0	478	399	94.5%	79	0
STRUTHERS	18	92	7	117	101	102.0%	16	15
SYLVANIA	20	473	172	665	643	99.7%	22	0
TIFFIN	4	114	11	129	128	102.4%	1	0
TOLEDO	340	4,493	1,929	6,762	6,442	100.3%	320	0
TOLEDO HOUSING	0	0	0	0	0	-	0	0
UPPER SANDUSKY	2	46	1	49	43	91.5%	6	1
VAN WERT COUNTY	18	80	0	98	91	113.8%	7	0
VANDALIA	0	262	80	342	338	98.8%	4	0
VERMILION	14	92	33	139	130	104.0%	9	1
WADSWORTH	4	95	2	101	99	102.1%	2	0
WARREN	136	853	69	1,058	915	99.2%	143	80
WASHINGTON C. H.	9	173	7	189	172	95.6%	17	5
WAYNE COUNTY	5	108	1	114	102	93.6%	12	0
WILLOUGHBY	129	546	7	682	561	101.4%	121	0
XENIA	24	309	41	374	361	103.1%	13	0
YOUNGSTOWN	278	970	21	1,269	1,025	103.4%	244	0
ZANESVILLE	0	68	0	68	67	98.5%	1	4
STATEWIDE	5,917	73,619	13,035	92,571	86,579	99.9%	5,992	424

124

* 2003 is the first year for operating as a municipal court
**October through December data is estimated

**MUNICIPAL COURTS
FELONY TERMINATIONS
2003**

<i>COURT</i>	<i>PRELIMINARY HEARING BIDDOVER</i>	<i>WAIVER PRELIMINARY HEARING</i>	<i>DISMISSAL: LACK OF SPEEDY TRIAL</i>	<i>OTHER DISMIS- SALS</i>	<i>UNAVAIL- ABILITY OF ACCUSED</i>	<i>BANKRUPTCY STAY/INTER- LOCUTORY APPEAL</i>	<i>OTHER TERMIN- ATIONS</i>	<i>TOTAL TERMIN- ATIONS</i>
AKRON	69	3,119	0	627	1,474	0	114	5,403
ALLIANCE	265	0	0	53	0	0	14	332
ASHLAND	0	0	0	1	0	0	0	1
ASHTABULA	128	165	1	89	43	0	0	426
ATHENS COUNTY	27	13	0	215	32	0	0	287
AUGLAIZE COUNTY	11	10	0	50	4	0	7	82
AVON LAKE	18	50	0	38	13	0	1	120
BARBERTON	1	490	0	140	47	0	0	678
BEDFORD	27	233	0	45	1	0	1	307
BELLEFONTAINE	0	207	0	78	29	0	0	314
BELLEVUE	4	19	0	5	5	0	9	42
BEREA	2	1	0	112	9	0	249	373
BOWLING GREEN	20	134	0	134	39	0	0	327
BROWN COUNTY *	100	9	0	382	12	0	12	515
BRYAN	2	30	0	39	1	0	0	72
CAMBRIDGE	13	36	0	35	1	0	13	98
CAMPBELL	73	39	2	32	0	0	0	146
CANTON	664	547	0	412	307	0	2	1,932
CELINA	5	16	0	35	1	0	0	57
CHAMPAIGN COUNTY	26	31	0	84	44	0	0	185
CHARDON	73	12	1	28	22	0	0	136
CHILLICOTHE	80	179	0	94	275	0	0	628
CIRCLEVILLE	221	1	0	39	26	0	1	288
CLARK COUNTY	6	0	0	1,535	665	0	0	2,206
CLERMONT COUNTY	151	156	0	934	275	0	0	1,516
CLEVELAND	1,289	5,817	0	987	247	0	0	8,340
CLEVELAND HEIGHTS	42	109	0	91	39	0	0	281
CLEVELAND HOUSING	0	0	0	0	0	0	0	0
CLINTON COUNTY	118	0	0	10	0	0	0	128
COLUMBIANA COUNTY	73	47	0	74	7	0	0	201
CONNEAUT	11	117	0	45	106	0	0	279
COSHOCTON	18	0	0	22	1	0	0	41
CRAWFORD COUNTY	1	65	0	7	11	0	0	84
CUYAHOGA FALLS	36	509	0	301	164	2	0	1,012
DAYTON	557	248	0	836	429	0	2	2,072
DEFIANCE	23	84	0	28	3	0	6	144
DELAWARE	6	24	0	176	18	0	0	224
EAST CLEVELAND	109	266	0	34	0	0	20	429
EAST LIVERPOOL	5	40	12	19	0	0	0	76
EATON	47	1	0	10	0	0	65	123
ELYRIA	64	773	0	275	102	0	0	1,214
EUCLID	207	2	0	25	0	0	3	237
FAIRBORN	0	3	0	317	163	0	0	483
FAIRFIELD	129	110	0	94	125	0	4	462
FINDLAY	0	23	0	69	0	0	0	92
FOSTORIA	7	38	0	31	9	0	1	86
FRANKLIN	5	153	0	50	19	0	1	228
FRANKLIN COUNTY	1	76	0	7,387	2,250	0	20	9,734
FRANKLIN CO. ENVIRO.	0	0	0	50	3	0	0	53
FREMONT	8	96	0	88	16	0	2	210
GALLIPOLIS	10	78	0	73	58	0	0	219
GARFIELD HEIGHTS	7	256	0	21	1	0	0	285
GIRARD	37	47	0	84	63	0	28	259
HAMILTON	635	143	0	646	177	0	0	1,601
HAMILTON COUNTY	1	0	0	9,676	219	0	1,809	11,705
HARDIN COUNTY	22	0	0	23	0	0	0	45
HILLSBORO	52	19	1	55	18	14	29	188
HOCKING COUNTY	23	94	103	48	17	0	2	287
HURON	18	23	0	3	4	0	0	48
IRONTON	15	79	0	139	40	0	0	273
JACKSON COUNTY	59	1	0	62	28	0	0	150
KETTERING	38	86	0	81	89	0	3	297
LAKEWOOD	48	193	0	134	0	0	15	390

* 2003 is the first year for operating as a municipal court

**October through December data is estimated

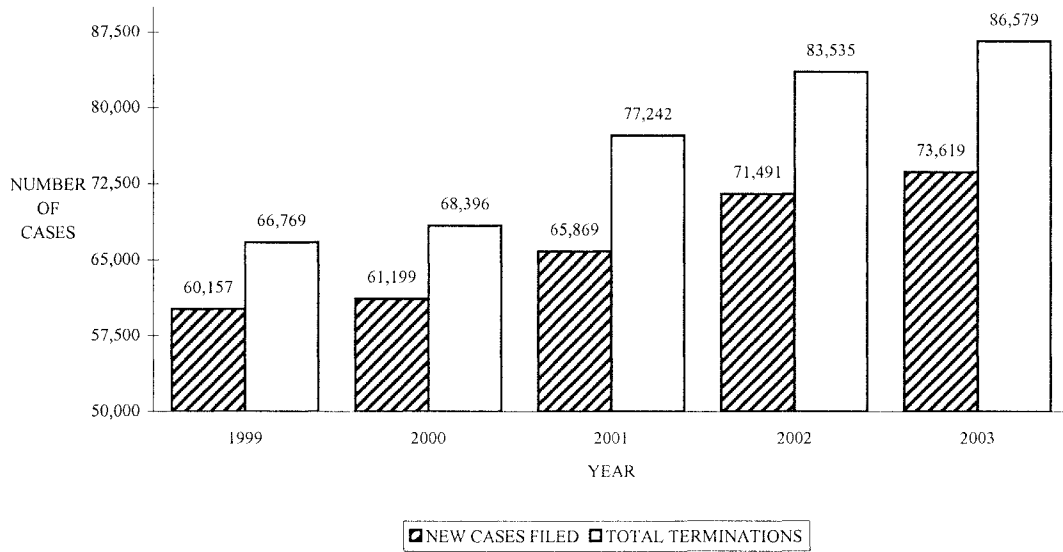
MUNICIPAL COURTS
FELONY TERMINATIONS (continued)
2003

<i>COURT</i>	<i>PRELIMINARY HEARING BINDOVER</i>	<i>WAIVER PRELIMINARY HEARING</i>	<i>DISMISSAL: LACK OF SPEEDY TRIAL</i>	<i>OTHER DISMIS- SALS</i>	<i>UNAVAIL- ABILITY OF ACCUSED</i>	<i>BANKRUPTCY STAY/INTER- LOCUTORY APPEAL</i>	<i>OTHER TERMIN- ATIONS</i>	<i>TOTAL TERMIN- ATIONS</i>
LANCASTER (Fairfield Co.)	92	58	0	152	137	0	0	439
LAWRENCE COUNTY	94	2	0	103	47	0	0	246
LEBANON	130	11	0	65	17	0	54	277
LICKING COUNTY	276	3	0	102	19	0	20	420
LIMA	51	233	0	40	0	0	10	334
LORAIN**	204	312	0	107	0	0	0	623
LYNDHURST	176	9	0	10	0	0	1	196
MADISON COUNTY	63	0	0	3	38	0	1	105
MANSFIELD	19	381	0	31	72	0	6	509
MARIETTA	40	52	0	69	24	0	52	237
MARION	229	35	0	88	9	0	10	371
MARYSVILLE	13	0	0	36	2	0	0	51
MASON	87	87	0	45	56	0	4	279
MASSILLON	127	177	0	304	62	0	0	670
MAUMEE	4	95	0	173	93	0	0	365
MEDINA	6	148	0	27	2	0	0	183
MENTOR	11	111	0	140	70	0	1	333
MIAMI	366	356	0	421	325	0	337	1,805
MIAMISBURG	47	156	0	79	103	0	0	385
MIDDLETOWN	308	176	0	284	7	0	42	817
MORROW COUNTY*	40	2	0	16	0	0	0	58
MOUNT VERNON	0	27	0	8	1	0	0	36
NAPOLEON	21	60	0	13	9	0	1	104
NEW PHILADELPHIA	16	45	0	38	20	0	1	120
NEWTON FALLS	85	1	0	69	11	0	0	166
NILES	98	113	1	78	141	0	3	434
NORWALK	18	161	0	1	237	0	78	495
OAKWOOD	5	1	0	0	0	0	0	6
OBERLIN	6	72	0	112	30	0	0	220
OREGON	0	103	0	110	118	0	0	331
OTTAWA COUNTY	10	9	0	101	11	0	0	131
PAINESVILLE	59	211	0	299	107	0	14	690
PARMA	5	708	0	36	0	0	2	751
PERRYSBURG	57	115	0	71	83	0	0	326
PORTAGE CO. - KENT	28	0	0	240	35	0	1	304
PORTAGE CO. - RAV.	74	0	0	464	94	0	0	632
PORTSMOUTH	34	714	0	170	284	0	0	1,202
ROCKY RIVER	2	165	0	150	105	0	0	422
SANDUSKY	95	305	0	191	207	0	335	1,133
SHAKER HEIGHTS	18	18	0	13	12	0	1	62
SHELBY	40	0	0	0	0	0	0	40
SIDNEY	22	16	0	81	5	0	0	124
SOUTH EUCLID	3	30	0	30	16	0	0	79
STEUBENVILLE	82	67	0	245	0	0	5	399
STRUTHERS	87	1	0	3	0	0	10	101
SYLVANIA	3	171	0	284	185	0	0	643
TIFFIN	0	0	0	21	15	0	92	128
TOLEDO	7	854	0	3,579	1,994	0	8	6,442
TOLEDO HOUSING	0	0	0	0	0	0	0	0
UPPER SANDUSKY	23	0	0	19	1	0	0	43
VAN WERT COUNTY	2	75	1	8	4	0	1	91
VANDALIA	70	96	0	83	86	0	3	338
VERMILION	5	27	5	68	25	0	0	130
WADSWORTH	7	30	0	61	0	0	1	99
WARREN	38	413	0	371	93	0	0	915
WASHINGTON C. H.	37	51	0	68	8	0	8	172
WAYNE COUNTY	49	0	0	36	4	0	13	102
WILLOUGHBY	41	272	0	237	0	0	11	561
XENIA	8	0	0	308	45	0	0	361
YOUNGSTOWN	94	443	0	399	23	0	66	1,025
ZANESVILLE	2	65	0	0	0	0	0	67
STATEWIDE	9,341	22,960	127	37,667	12,843	16	3,625	86,579

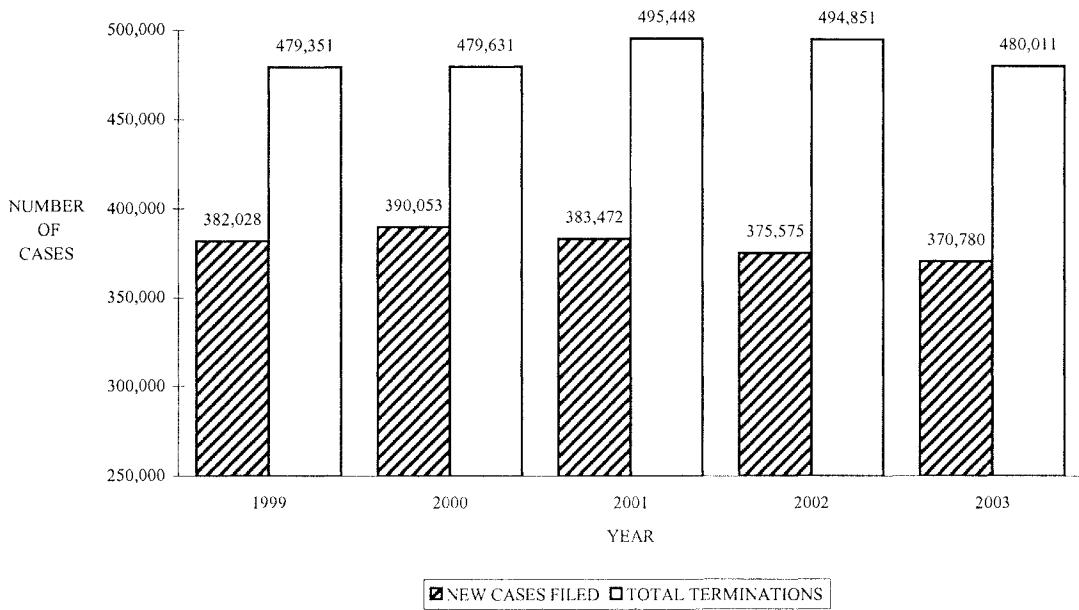
124

* 2003 is the first year for operating as a municipal court
**October through December data is estimated

MUNICIPAL COURTS-FELONY CASES
 STATEWIDE NEW CASES FILED AND TOTAL TERMINATIONS COMPARISON
 1999-2003



MUNICIPAL COURTS-MISDEMEANOR CASES
 STATEWIDE NEW CASES FILED AND TOTAL TERMINATIONS COMPARISON
 1999-2003



MUNICIPAL COURTS
MISDEMEANOR OVERALL CASELOADS
2003

<u>COURT</u>	<u>CASES PENDING JANUARY 1</u>	<u>NEW FILINGS</u>	<u>REACTIVATIONS AND TRANSFERS</u>	<u>TOTAL CASES</u>	<u>TOTAL TERMIN- ATIONS</u>	<u>CLEARANCE RATE</u>	<u>CASES PENDING DECEMBER 31</u>	<u>CASES PENDING BEYOND TIME GUIDELINES</u>
AKRON	860	11,711	9,798	22,369	21,458	99.8%	911	0
ALLIANCE	62	1,097	1	1,160	1,133	103.2%	27	0
ASHLAND	191	1,306	53	1,550	1,478	108.8%	72	0
ASHTABULA	459	1,173	257	1,889	1,479	103.4%	410	120
ATHENS COUNTY	389	3,041	336	3,766	3,419	101.2%	347	0
AUGLAIZE COUNTY	188	1,054	101	1,343	1,275	110.4%	68	5
AVON LAKE	72	541	12	625	559	101.1%	66	0
BARBERTON	250	2,769	514	3,533	3,337	101.6%	196	5
BEDFORD	558	2,262	301	3,121	2,491	97.2%	630	0
BELLEFONTAINE	285	1,967	182	2,434	2,218	103.2%	216	0
BELLEVUE	5	298	13	316	304	97.7%	12	0
BEREA	1,004	1,946	610	3,560	2,687	105.1%	873	0
BOWLING GREEN	524	3,100	40	3,664	3,065	97.6%	599	0
BROWN COUNTY*	489	1,477	273	2,239	1,548	88.5%	691	62
BRYAN	159	1,805	364	2,328	2,159	99.5%	169	1
CAMBRIDGE	327	2,130	198	2,655	2,281	98.0%	374	5
CAMPBELL	50	249	8	307	206	80.2%	101	0
CANTON	471	4,486	394	5,351	4,823	98.8%	528	0
CELINA	186	1,439	111	1,736	1,486	95.9%	250	20
CHAMPAIGN COUNTY	127	1,218	363	1,708	1,603	101.4%	105	0
CHARDON	153	1,293	164	1,610	1,455	99.9%	155	11
CHILLICOTHE	562	4,224	1,849	6,635	6,011	99.0%	624	0
CIRCLEVILLE	274	1,830	178	2,282	2,040	101.6%	242	0
CLARK COUNTY	508	4,488	1,660	6,656	6,049	98.4%	607	1
CLERMONT COUNTY	638	6,739	1,869	9,246	8,406	97.7%	840	25
CLEVELAND	4,515	35,307	19,908	59,730	55,734	100.9%	3,996	11
CLEVELAND HEIGHTS	354	2,705	431	3,490	3,027	96.5%	463	13
CLEVELAND HOUSING	1,595	4,842	1,026	7,463	6,185	105.4%	1,278	3
CLINTON COUNTY	365	1,515	18	1,898	1,420	92.6%	478	0
COLUMBIANA COUNTY	318	1,559	71	1,948	1,624	99.6%	324	21
CONNEAUT	39	391	63	493	461	101.5%	32	0
COSHOCOTON	61	606	86	753	701	101.3%	52	0
CRAWFORD COUNTY	138	1,296	0	1,434	1,332	102.8%	102	0
CUYAHOGA FALLS	1,281	3,561	280	5,122	3,595	93.6%	1,527	0
DAYTON	559	12,076	4,287	16,922	16,075	98.2%	847	0
DEFIANCE	147	1,434	140	1,721	1,614	102.5%	107	0
DELAWARE	211	2,272	252	2,735	2,582	102.3%	153	0
EAST CLEVELAND	165	1,209	244	1,618	1,495	102.9%	538	5
EAST LIVERPOOL	280	853	37	1,170	818	91.9%	352	170
EATON	140	1,086	80	1,306	1,064	91.3%	242	6
ELYRIA	617	4,237	567	5,421	4,670	97.2%	751	0
EUCLID	66	1,424	24	1,514	1,379	95.2%	135	0
FAIRBORN	410	2,562	658	3,630	3,101	96.3%	529	2
FAIRFIELD	275	1,339	605	2,219	1,999	102.8%	220	6
FINDLAY	421	1,962	453	2,836	2,438	101.0%	398	2
FOSTORIA	58	395	47	500	454	102.7%	46	2
FRANKLIN	159	1,017	473	1,649	1,620	108.7%	29	17
FRANKLIN COUNTY	4,435	27,021	19,060	50,516	46,195	100.2%	4,321	187
FRANKLIN CO. ENVIRO.	474	3,441	1,706	5,621	5,171	100.5%	450	0
FREMONT	110	1,099	59	1,268	1,185	102.3%	83	0
GALLIPOLIS	218	1,446	410	2,074	1,845	99.4%	229	0
GARFIELD HEIGHTS	309	2,333	389	3,031	2,740	100.7%	291	1
GIRARD	88	662	183	933	815	96.4%	118	11
HAMILTON	417	4,714	1,317	6,448	6,072	100.7%	376	79
HAMILTON COUNTY	7,157	37,835	12,575	57,567	38,263	75.9%	19,304	0
HARDIN COUNTY	42	677	58	777	726	98.8%	51	0
HILLSBORO	97	1,690	283	2,070	1,664	84.3%	406	0
HOCKING COUNTY	1,327	1,319	96	2,742	2,519	178.0%	223	11
HURON	115	549	3	667	589	106.7%	78	5
IRONTON	234	1,088	6	1,328	1,127	103.0%	201	0
JACKSON COUNTY	261	2,004	632	2,897	2,694	102.2%	203	0
KETTERING	190	2,114	441	2,745	2,499	97.8%	246	0
LAKEWOOD	339	1,791	17	2,147	1,601	88.6%	546	0

* 2003 is the first year for operating as a municipal court
**October through December data is estimated

MUNICIPAL COURTS
MISDEMEANOR OVERALL CASELOADS (continued)
2003

<i>COURT</i>	<i>CASES PENDING JANUARY 1</i>	<i>NEW FILINGS</i>	<i>REACTIVATIONS AND TRANSFERS</i>	<i>TOTAL CASES</i>	<i>TOTAL TERMIN- ATIONS</i>	<i>CLEARANCE RATE</i>	<i>CASES PENDING DECEMBER 31</i>	<i>CASES PENDING BEYOND TIME GUIDELINES</i>
LANCASTER (Fairfield County)	435	2,266	276	2,977	2,571	101.1%	406	9
LAWRENCE COUNTY	128	897	59	1,084	584	61.1%	500	7
LEBANON	417	1,010	3	1,430	1,266	125.0%	164	2
LICKING COUNTY	294	2,294	198	2,786	2,517	101.0%	269	0
LIMA	676	3,484	62	4,222	3,459	97.5%	763	49
LORAIN**	9,748	3,580	0	13,328	2,457	68.6%	10,871	0
LYNDHURST	281	1,053	95	1,429	1,190	103.7%	239	13
MADISON COUNTY	118	757	73	948	822	99.0%	126	0
MANSFIELD	3,774	4,727	1,305	9,806	6,323	104.8%	3,483	112
MARIETTA	334	2,206	193	2,733	2,414	100.6%	319	62
MARION	297	3,364	395	4,056	3,795	101.0%	261	6
MARYSVILLE	76	961	125	1,162	1,077	99.2%	85	0
MASON	294	1,260	218	1,772	1,675	113.3%	97	0
MASSILLON	198	2,398	125	2,721	2,521	99.9%	200	1
MAUMEE	171	1,132	422	1,725	1,512	97.3%	213	5
MEDINA	321	1,592	103	2,016	1,592	93.9%	424	50
MENTOR	179	1,606	225	2,010	1,835	100.2%	175	0
MIAMI	654	3,990	609	5,253	3,986	86.7%	1,267	0
MIAMISBURG	421	2,273	798	3,492	3,066	99.8%	426	3
MIDDLETOWN	187	4,572	428	5,187	4,923	98.5%	264	0
MORROW COUNTY*	152	489	90	731	683	118.0%	48	48
MOUNT VERNON	215	1,300	4	1,519	1,312	100.6%	207	9
NAPOLEON	103	833	0	936	850	102.0%	86	0
NEW PHILADELPHIA	493	1,958	314	2,765	2,216	97.5%	549	41
NEWTON FALLS	175	608	88	871	706	101.4%	165	0
NILES	250	1,488	334	2,072	1,875	102.9%	197	29
NORWALK	123	2,455	674	3,252	3,095	98.9%	157	0
OAKWOOD	77	99	0	176	108	109.1%	68	0
OBERLIN	273	1,107	103	1,483	1,247	103.1%	236	14
OREGON	100	1,060	524	1,684	1,558	98.4%	126	0
OTTAWA COUNTY	373	1,464	299	2,136	1,844	104.6%	292	14
PAINESVILLE	163	2,180	406	2,749	2,598	100.5%	151	2
PARMA	591	4,073	82	4,746	4,385	105.5%	361	0
PERRYSBURG	1,270	1,479	0	2,749	1,439	97.3%	1,310	0
PORTAGE CO. - KENT	779	3,242	522	4,543	3,756	99.8%	787	103
PORTAGE CO. - RAV.	969	3,472	768	5,209	4,392	103.6%	817	94
PORTSMOUTH	449	2,650	1,283	4,382	3,852	97.9%	530	1
ROCKY RIVER	284	2,693	919	3,896	3,553	98.4%	343	5
SANDUSKY	896	4,535	1,092	6,523	5,947	105.7%	576	0
SHAKER HEIGHTS	1,279	1,111	186	2,576	1,208	93.1%	1,368	0
SHELBY	55	423	0	478	438	103.5%	40	2
SIDNEY	209	1,854	223	2,286	2,119	102.0%	167	0
SOUTH EUCLID	73	510	82	665	580	98.0%	85	1
STEUBENVILLE	191	1,379	2	1,572	1,258	91.1%	314	0
STRUTHERS	258	661	23	942	587	85.8%	355	146
SYLVANIA	368	1,346	965	2,679	2,426	105.0%	253	0
TIFFIN	137	1,367	136	1,640	1,533	102.0%	107	11
TOLEDO	2,172	17,129	16,259	35,560	34,071	102.0%	1,489	0
TOLEDO HOUSING	292	962	835	2,089	1,663	92.5%	426	0
UPPER SANDUSKY	77	786	48	911	843	101.1%	68	1
VAN WERT COUNTY	102	797	0	899	815	102.3%	84	0
VANDALIA	286	2,675	890	3,851	3,615	101.4%	236	1
VERMILION	133	717	147	997	885	102.4%	112	6
WADSWORTH	173	1,086	47	1,306	1,026	90.6%	280	0
WARREN	460	2,246	460	3,166	2,753	101.7%	413	19
WASHINGTON C.H.	93	1,538	88	1,719	1,562	96.1%	157	3
WAYNE COUNTY	111	1,669	75	1,855	1,695	97.2%	160	0
WILLOUGHBY	2,605	4,693	55	7,353	4,604	97.0%	2,749	0
XENIA	510	3,447	712	4,669	4,241	102.0%	428	2
YOUNGSTOWN	726	2,770	411	3,907	3,159	99.3%	748	14
ZANESVILLE	61	1,933	0	1,994	1,866	96.5%	128	0
STATEWIDE	73,887	370,780	121,492	566,159	480,011	97.5%	86,148	1,692

124

* 2003 is the first year for operating as a municipal court

**October through December data is estimated

MUNICIPAL COURTS

**MUNICIPAL COURTS
MISDEMEANOR TERMINATIONS
2003**

COURT	JURY TRIAL	COURT TRIAL	GUILTY/NO CONTEST TO ORIGINAL CHARGE		GUILTY/NO CONTEST TO REDUCED	DISMISSAL: LACK OF SPEEDY TRIAL	OTHER DISMISSALS	VIOLATIONS BUREAU	TRANS-FERRED OUT	UNAVAILABILITY OF PARTY	BANKRUPTCY	
			JUDGE	MAGISTRATE							STAY / INTER-LOCUTORY APPEAL	OTHER TERMINATIONS
AKRON	29	34	8,953	5	1,886	27	2,106	165	1,297	5,971	2	983
ALLIANCE	28	46	591	0	68	0	122	0	0	4	0	274
ASHLAND	16	40	887	0	49	0	164	233	0	89	0	0
ASHTABULA	1	31	615	56	55	9	352	53	1	188	0	118
ATHENS COUNTY	13	118	799	3	514	0	837	696	2	429	0	8
AUGLAIZE COUNTY	7	15	507	1	69	12	149	139	43	74	0	259
AVON LAKE	3	0	332	0	57	1	91	35	10	22	0	8
BARBERTON	6	25	1,778	0	227	9	456	198	215	420	0	3
BEDFORD	5	100	1,406	3	163	2	378	134	22	216	0	62
BELLEFONTAINE	1	20	1,426	0	60	0	291	191	0	229	0	0
BELLEVUE	0	3	202	0	14	2	16	22	0	41	0	4
BEREA	0	22	1,193	2	0	0	445	53	29	427	0	516
BOWLING GREEN	1	3	775	334	272	0	1,005	514	2	156	0	3
BROWN COUNTY*	3	28	432	1	118	0	480	117	150	195	0	24
BRYAN	1	18	1,116	0	64	0	442	89	0	423	0	6
CAMBRIDGE	2	124	888	53	80	0	557	121	0	226	0	230
CAMPBELL	0	1	99	0	33	0	60	13	0	0	0	0
CANTON	16	18	2,908	145	339	0	773	55	12	545	0	12
CELINA	0	39	1,027	0	16	0	255	0	0	147	0	2
CHAMPAIGN COUNTY	10	58	557	0	59	0	469	113	0	337	0	0
CHARDON	9	7	644	0	85	6	333	176	3	191	0	1
CHILlicothe	10	42	1,693	0	311	1	1,417	696	0	1,841	0	0
CIRCLEVILLE	1	95	783	0	159	1	420	222	1	358	0	0
CLARK COUNTY	10	97	1,370	463	702	0	1,614	189	20	1,382	89	113
CLERMONT COUNTY	4	411	3,119	0	914	1	1,000	748	151	2,047	0	11
CLEVELAND	25	393	10,642	6,981	2,047	1	14,689	2,828	364	17,718	0	46
CLEVELAND HEIGHTS	5	267	982	445	50	0	329	392	20	537	0	0
CLEVELAND HOUSING	2	0	1,177	6	0	20	1,743	833	0	1,996	0	408
CLINTON COUNTY	0	62	624	0	123	0	277	229	0	21	0	84
COLUMBIANA COUNTY	7	16	1,018	0	146	0	210	86	24	114	0	3
CONNEAUT	0	10	232	0	41	0	103	32	0	43	0	0
COSHOCTON	1	21	404	0	29	0	92	41	1	81	0	31
CRAWFORD COUNTY	2	10	710	2	114	13	197	168	1	113	1	1
CUYAHOGA FALLS	13	52	2,122	0	329	0	445	182	13	269	0	170
DAYTON	6	274	3,376	1,793	912	39	2,247	2,079	0	4,764	0	585
DEFIANCE	1	10	1,202	0	62	2	188	0	0	140	0	9
DELAWARE	8	49	1,077	304	134	0	360	425	0	225	0	0
EAST CLEVELAND	0	97	707	44	2	4	237	0	0	255	0	149
EAST LIVERPOOL	5	0	560	0	74	48	18	37	19	57	0	0
EATON	0	9	476	0	112	0	147	178	4	101	0	37
ELYRIA	2	46	2,261	167	294	0	528	353	14	979	1	25
EUCLID	0	8	1,203	6	52	0	90	7	2	0	0	11
FAIRBORN	3	39	1,276	26	512	0	304	264	1	669	0	7
FAIRFIELD	18	35	568	0	47	0	509	21	238	366	0	197
FINDLAY	0	10	1,283	0	179	1	287	66	164	255	0	193
FOSTORIA	1	5	280	0	39	0	33	49	1	46	0	0
FRANKLIN	0	6	550	2	56	0	518	57	56	355	0	20
FRANKLIN COUNTY	50	36	9,166	0	5,502	2	10,754	643	1,191	13,912	0	4,939
FRANKLIN CO. ENVIRO.	3	1	1,634	0	26	0	628	1,006	0	1,688	0	185
FREMONT	1	3	699	0	71	4	164	159	1	73	0	10
GALLIPOLIS	1	68	555	0	105	2	513	91	8	477	19	6
GARFIELD HEIGHTS	0	94	1,398	117	258	0	411	57	7	398	0	0
GIRARD	3	43	335	35	70	0	191	0	9	127	0	2
HAMILTON	1	197	3,096	66	77	0	1,003	104	0	1,483	0	45
HAMILTON COUNTY	19	1,619	16,632	1,270	2,855	0	0	2,448	192	12,239	0	989
HARDIN COUNTY	0	7	433	0	37	1	87	92	0	51	0	18
HILLSBORO	5	25	602	0	35	13	505	108	0	309	0	62
HOCKING COUNTY	36	1	745	0	43	563	129	383	0	528	0	91
HURON	1	3	277	0	17	0	155	96	1	38	0	1
IRONTON	2	6	461	3	70	1	355	10	1	218	0	0
JACKSON COUNTY	6	106	1,036	1	86	1	459	347	7	634	0	11
KETTERING	1	25	987	0	601	0	243	162	5	461	0	14
LAKEWOOD	3	108	789	0	43	0	256	355	0	0	0	47

* 2003 is the first year for operating as a municipal court
**October through December data is estimated

MUNICIPAL COURTS
MISDEMEANOR TERMINATIONS (continued)
2003

COURT	JURY TRIAL	COURT TRIAL	GUILTY/NO CONTEST TO ORIGINAL CHARGE		GUILTY/NO CONTEST TO REDUCED	DISMISSAL: LACK OF SPEEDY TRIAL	OTHER DISMISSALS	VIOLATIONS BUREAU	TRANSFERRED OUT	UNAVAILABILITY OF PARTY	BANKRUPTCY		OTHER TERMINATIONS
			JUDGE	MAGISTRATE							STAY / INTER-LOCUTORY APPEAL		
LANCASTER (Fairfield Co.)	2	23	1,222	0	352	0	332	268	3	354	0	15	
LAWRENCE COUNTY	0	43	304	0	5	0	0	12	18	172	0	30	
LEBANON	10	16	575	0	124	2	291	36	2	203	0	7	
LICKING COUNTY	22	135	1,367	0	9	5	297	236	11	390	0	45	
LIMA	3	67	1,761	9	254	0	1,126	139	76	0	0	24	
LORAIN**	0	15	1,762	0	282	0	227	42	129	0	0	0	
LYNDHURST	1	5	821	8	87	0	145	17	3	100	0	3	
MADISON COUNTY	4	21	343	0	97	0	182	9	18	147	0	1	
MANSFIELD	2	26	1,660	673	246	0	861	238	68	1,511	0	1,038	
MARIETTA	6	49	1,260	0	46	0	450	131	0	355	0	117	
MARION	2	17	2,451	0	206	0	487	218	0	384	0	30	
MARYSVILLE	6	76	592	1	14	0	121	103	0	159	0	5	
MASON	6	64	550	0	128	0	362	85	15	458	0	7	
MASSILLON	2	11	1,047	604	295	0	153	100	94	215	0	0	
MAUMEE	0	5	421	0	166	0	193	217	0	505	0	5	
MEDINA	0	22	624	186	292	0	246	102	0	114	2	4	
MENTOR	1	12	908	0	88	0	497	104	3	205	0	17	
MIAMI	0	29	1,358	377	992	0	0	383	23	692	0	132	
MIAMISBURG	0	6	1,059	53	485	0	511	74	0	876	0	2	
MIDDLETOWN	0	294	2,791	0	500	0	611	229	0	256	0	242	
MORROW COUNTY*	1	3	243	0	35	2	283	24	0	92	0	0	
MOUNT VERNON	0	29	551	0	106	0	265	119	0	61	0	181	
NAPOLEON	5	2	592	0	44	3	98	53	0	41	0	12	
NEW PHILADELPHIA	6	53	523	386	106	0	416	199	1	477	1	48	
NEWTON FALLS	2	67	235	0	108	1	206	27	0	59	0	1	
NILES	0	12	672	1	85	14	671	0	2	412	1	5	
NORWALK	8	36	1,506	0	64	0	1	500	0	737	0	243	
OAKWOOD	0	3	45	0	6	0	38	11	0	5	0	0	
OBERLIN	4	1	459	0	120	10	328	174	0	138	9	4	
OREGON	1	7	709	0	98	0	283	18	0	442	0	0	
OTTAWA COUNTY	4	21	515	0	160	0	530	383	0	227	0	4	
PAINESVILLE	1	6	1,433	66	50	1	494	328	6	207	0	6	
PARMA	7	18	645	1,656	512	15	563	41	670	220	0	38	
PERRYSBURG	2	7	537	0	18	0	299	113	0	462	0	1	
PORTAGE CO. - KENT	4	49	1,295	1	332	1	889	658	97	403	15	12	
PORTAGE CO. - RAV.	5	42	1,576	8	582	3	1,203	127	211	615	4	16	
PORTSMOUTH	2	2	1,372	0	72	0	918	83	78	1,319	0	6	
ROCKY RIVER	3	7	620	454	446	0	560	449	188	826	0	0	
SANDUSKY	0	189	2,789	0	183	0	1,126	297	0	1,290	0	73	
SHAKER HEIGHTS	0	11	683	32	10	2	199	2	1	243	0	25	
SHELBY	12	0	192	0	147	0	19	38	0	30	0	0	
SIDNEY	0	25	899	0	215	0	263	427	1	287	2	0	
SOUTH EUCLID	1	5	303	0	52	0	133	10	0	76	0	0	
STEBENVILLE	1	12	868	0	31	0	267	24	44	0	0	11	
STRUTHERS	1	15	330	0	118	30	83	2	4	4	0	0	
SYLVANIA	2	5	495	0	418	0	582	48	0	876	0	0	
TIFFIN	16	12	1,048	0	43	4	92	157	2	148	0	11	
TOLEDO	2	103	5,155	1,414	2,866	2	6,613	198	0	17,241	0	477	
TOLEDO HOUSING	0	9	416	122	33	4	264	68	0	694	0	53	
UPPER SANDUSKY	2	23	599	0	12	0	46	102	0	51	0	8	
VAN WERT COUNTY	21	10	430	0	18	11	215	98	0	12	0	0	
VANDALIA	0	26	758	0	1,106	0	620	88	0	1,017	0	0	
VERMILION	0	7	480	0	70	22	126	35	0	126	0	19	
WADSWORTH	4	6	460	0	67	0	205	101	0	179	0	4	
WARREN	2	8	1,299	0	227	1	707	4	38	458	0	9	
WASHINGTON C.H.	2	76	981	0	109	4	183	105	1	95	0	6	
WAYNE COUNTY	11	255	610	366	19	6	163	258	0	6	0	1	
WILLOUGHBY	3	21	3,084	0	0	0	651	802	10	0	0	33	
XENIA	3	22	1,834	0	268	0	574	711	6	751	0	72	
YOUNGSTOWN	11	59	1,124	186	584	12	594	63	0	397	0	129	
ZANESVILLE	0	140	1,396	0	46	0	142	81	0	0	0	61	
STATEWIDE	623	7,496	168,312	18,937	35,818	941	82,640	29,129	6,125	115,518	146	14,326	

124

* 2003 is the first year for operating as a municipal court
**October through December data is estimated

MUNICIPAL COURTS
O.M.V.I. OVERALL CASELOADS
2003

<u>COURT</u>	<u>CASES PENDING JANUARY 1</u>	<u>NEW FILINGS</u>	<u>REACTIVATIONS AND TRANSFERS</u>	<u>TOTAL CASES</u>	<u>TOTAL TERMIN- ATIONS</u>	<u>CLEARANCE RATE</u>	<u>CASES PENDING DECEMBER 31</u>	<u>CASES PENDING BEYOND TIME GUIDELINES</u>
AKRON	317	1,037	170	1,524	1,206	99.9%	318	0
ALLIANCE	14	153	1	168	159	103.2%	9	0
ASHLAND	48	424	10	482	433	99.8%	49	0
ASHTABULA	194	246	36	476	359	127.3%	117	35
ATHENS COUNTY	91	531	19	641	549	99.8%	92	0
AUGLAIZE COUNTY	128	354	59	541	444	107.5%	97	1
AVON LAKE	28	190	3	221	189	97.9%	32	0
BARBERTON	109	741	60	910	831	103.7%	79	0
BEDFORD	315	403	43	761	441	98.9%	320	0
BELLEFONTAINE	58	367	17	442	392	102.1%	50	0
BELLEVUE	2	40	2	44	40	95.2%	4	0
BEREA	471	763	143	1,377	978	107.9%	399	0
BOWLING GREEN	81	580	0	661	563	97.1%	98	1
BROWN COUNTY*	163	352	90	605	402	91.0%	203	50
BRYAN	42	292	18	352	313	101.0%	39	1
CAMBRIDGE	117	433	9	559	493	111.5%	66	4
CAMPBELL	13	63	6	82	62	89.9%	20	0
CANTON	80	996	43	1,119	1,032	99.3%	87	0
CELINA	94	385	14	493	394	98.7%	99	8
CHAMPAIGN COUNTY	25	220	16	261	244	103.4%	17	0
CHARDON	43	550	17	610	535	94.4%	75	2
CHILLICOTHE	287	590	300	1,177	992	111.5%	185	0
CIRCLEVILLE	117	489	10	616	522	104.6%	94	0
CLARK COUNTY	247	867	140	1,254	1,016	100.9%	238	0
CLERMONT COUNTY	398	1,858	197	2,453	2,038	99.2%	415	23
CLEVELAND	593	1,317	820	2,730	2,317	108.4%	413	8
CLEVELAND HEIGHTS	24	67	6	97	76	104.1%	21	1
CLEVELAND HOUSING	0	0	0	0	0	-	0	0
CLINTON COUNTY	97	404	4	505	369	90.4%	136	0
COLUMBIANA COUNTY	180	573	22	775	655	110.1%	120	14
CONNEAUT	12	73	6	91	83	105.1%	8	0
COSHOCTON	15	169	10	194	179	100.0%	15	0
CRAWFORD COUNTY	61	401	0	462	403	100.5%	59	0
CUYAHOGA FALLS	169	1,097	65	1,331	1,150	99.0%	181	0
DAYTON	89	406	43	538	441	98.2%	97	0
DEFIANCE	51	309	17	377	325	99.7%	52	0
DELAWARE	131	720	18	869	768	104.1%	101	0
EAST CLEVELAND	4	127	12	143	127	91.4%	16	1
EAST LIVERPOOL	32	178	2	212	178	98.9%	34	6
EATON	123	249	12	384	270	103.4%	114	14
ELYRIA	434	1,682	120	2,236	1,849	102.6%	387	0
EUCLID	10	121	2	133	111	90.2%	22	0
FAIRBORN	151	685	61	897	673	90.2%	224	8
FAIRFIELD	89	572	43	704	603	98.0%	101	3
FINDLAY	194	657	51	902	736	104.0%	166	1
FOSTORIA	25	168	8	201	166	94.3%	35	1
FRANKLIN	58	418	97	573	526	102.1%	47	0
FRANKLIN COUNTY	1,282	5,080	2,689	9,051	7,755	99.8%	1,296	20
FRANKLIN CO. ENVIRO.	2	15	6	23	23	109.5%	0	0
FREMONT	34	296	11	341	296	96.4%	45	0
GALLIPOLIS	79	365	67	511	439	101.6%	72	0
GARFIELD HEIGHTS	83	490	47	620	533	99.3%	87	0
GIRARD	41	242	11	294	251	99.2%	43	2
HAMILTON	47	586	91	724	645	95.3%	79	0
HAMILTON COUNTY	699	2,623	1,559	4,881	3,769	90.1%	1,112	0
HARDIN COUNTY	35	154	12	201	169	101.8%	32	0
HILLSBORO	26	402	42	470	379	85.4%	91	0
HOCKING COUNTY	92	197	9	298	257	124.8%	41	3
HURON	10	150	2	162	143	94.1%	19	1
IRONTON	23	186	2	211	196	104.3%	15	0
JACKSON COUNTY	72	384	47	503	440	102.1%	63	0
KETTERING	73	698	20	791	697	97.1%	94	0
LAKEWOOD	86	239	0	325	238	99.6%	87	0

* 2003 is the first year for operating as a municipal court

**October through December data is estimated

MUNICIPAL COURTS
O.M.V.I. OVERALL CASELOADS (continued)
2003

COURT	CASES	NEW	REACTIVATIONS	TOTAL	TOTAL	CLEARANCE	CASES	CASES PENDING
	PENDING		AND		TERMIN-		PENDING	BEYOND TIME
	JANUARY 1	FILINGS	TRANSFERS	CASES	ATIONS	RATE	DECEMBER 31	GUIDELINES
LANCASTER (Fairfield Co.)	220	762	59	1,041	762	92.8%	279	9
LAWRENCE COUNTY	24	256	4	284	260	100.0%	24	1
LEBANON	61	240	7	308	268	108.5%	40	0
LICKING COUNTY	133	891	69	1,093	967	100.7%	126	0
LIMA	341	1,110	23	1,474	1,124	99.2%	350	26
LORAIN**	990	279	0	1,269	339	121.5%	930	0
LYNDHURST	37	297	10	344	311	101.3%	33	12
MADISON COUNTY	44	199	15	258	218	101.9%	40	0
MANSFIELD	483	1,134	229	1,846	1,398	102.6%	448	0
MARIETTA	95	438	7	540	445	100.0%	95	34
MARION	88	653	28	769	694	101.9%	75	8
MARYSVILLE	27	258	14	299	274	100.7%	25	0
MASON	80	356	24	460	411	108.2%	49	0
MASSILLON	130	1,023	13	1,166	1,082	104.4%	84	0
MAUMEE	53	307	33	393	317	93.2%	76	1
MEDINA	255	892	55	1,202	906	95.7%	296	17
MENTOR	35	342	18	395	365	101.4%	30	1
MIAMI	216	1,048	95	1,359	1,111	97.2%	248	0
MIAMISBURG	178	626	49	853	674	99.9%	179	0
MIDDLETOWN	23	490	16	529	488	96.4%	41	0
MORROW COUNTY*	174	276	23	473	366	122.4%	107	42
MOUNT VERNON	72	352	4	428	348	97.8%	80	1
NAPOLEON	17	203	0	220	193	95.1%	27	0
NEW PHILADELPHIA	189	611	69	869	675	99.3%	194	33
NEWTON FALLS	55	208	11	274	193	88.1%	81	0
NILES	72	251	25	348	304	110.1%	44	2
NORWALK	43	484	13	540	508	102.2%	32	0
OAKWOOD	16	16	0	32	15	93.8%	17	0
OBERLIN	97	270	20	387	308	106.2%	79	2
OREGON	31	285	32	348	315	99.4%	33	0
OTTAWA COUNTY	293	475	102	870	530	91.9%	340	19
PAINESVILLE	63	517	8	588	538	102.5%	50	0
PARMA	358	548	20	926	689	121.3%	237	0
PERRYSBURG	344	879	0	1,223	893	101.6%	330	0
PORTAGE CO. - KENT	207	598	49	854	628	97.1%	226	24
PORTAGE CO. - RAV.	552	1,453	129	2,134	1,558	98.5%	576	110
PORTSMOUTH	155	668	126	949	769	96.9%	180	0
ROCKY RIVER	130	764	135	1,029	879	97.8%	150	1
SANDUSKY	269	728	149	1,146	962	109.7%	184	0
SHAKER HEIGHTS	310	228	14	552	212	87.6%	340	0
SHELBY	26	105	0	131	120	114.3%	11	1
SIDNEY	63	467	11	541	466	97.5%	75	0
SOUTH EUCLID	7	75	10	92	77	90.6%	15	0
STEUBENVILLE	21	133	0	154	124	93.2%	30	0
STRUTHERS	70	176	0	246	130	73.9%	116	42
SYLVANIA	188	900	249	1,337	1,127	98.1%	210	0
TIFFIN	49	227	14	290	243	100.8%	47	5
TOLEDO	419	840	487	1,746	1,369	103.2%	377	0
TOLEDO HOUSING	0	0	0	0	0	-	0	0
UPPER SANDUSKY	31	211	1	243	228	107.5%	15	1
VAN WERT COUNTY	44	256	1	301	269	104.7%	32	0
VANDALIA	88	602	92	782	686	98.8%	96	0
VERMILION	80	258	14	352	289	106.3%	63	5
WADSWORTH	67	280	12	359	249	85.3%	110	0
WARREN	187	655	76	918	751	102.7%	167	6
WASHINGTON CH.	24	309	13	346	300	93.2%	46	0
WAYNE COUNTY	55	547	30	632	582	100.9%	50	0
WILLOUGHBY	106	682	5	793	687	100.0%	106	0
XENIA	161	486	43	690	577	109.1%	113	1
YOUNGSTOWN	68	159	39	266	200	101.0%	66	4
ZANESVILLE	7	153	7	167	157	98.1%	10	0
STATEWIDE	17,429	64,360	10,258	92,047	74,790	100.2%	17,257	616

124

* 2003 is the first year for operating as a municipal court
 **October through December data is estimated

MUNICIPAL COURTS
O.M.V.I. TERMINATIONS
2003

COURT	JURY TRIAL	COURT TRIAL	GUILTY/NO CONTEST TO ORIGINAL CHARGE		GUILTY/NO CONTEST TO REDUCED	DISMISSAL: LACK OF SPEEDY TRIAL	OTHER DISMISSALS	TRANSFERRED OUT	UNAVAILABLE OF PARTY	BANKRUPTCY		TOTAL TERMINATIONS
			JUDGE	MAGISTRATE						STAY/INTER-LOCUTORY APPEAL	OTHER TERMINATIONS	
AKRON	8	7	272	209	496	0	21	38	115	0	40	1,206
ALLIANCE	3	3	87	0	5	0	5	0	1	0	55	159
ASHLAND	14	0	348	0	43	0	16	0	12	0	0	433
ASHTABULA	0	3	267	28	13	1	7	0	22	0	18	359
ATHENS COUNTY	1	12	328	0	128	0	55	0	24	0	1	549
AUGLAIZE COUNTY	5	2	296	0	38	6	16	45	19	0	17	444
AVON LAKE	1	0	146	0	24	0	4	3	7	0	4	189
BARBERTON	2	0	693	0	39	5	10	42	40	0	0	831
BEDFORD	0	16	378	0	7	0	15	6	19	0	0	441
BELLEFONTAINE	0	2	288	0	70	0	11	0	21	0	0	392
BELLEVUE	0	0	32	0	6	0	0	0	0	0	2	40
BEREA	0	1	459	0	19	0	250	1	86	0	162	978
BOWLING GREEN	2	0	351	36	136	0	13	1	22	0	2	563
BROWN COUNTY*	1	1	152	0	135	0	18	55	36	0	4	402
BRYAN	0	1	230	0	48	0	11	0	14	0	9	313
CAMBRIDGE	3	108	228	85	23	0	25	0	15	0	6	493
CAMPBELL	0	0	32	0	25	0	5	0	0	0	0	62
CANTON	5	2	927	0	23	0	32	3	38	0	2	1,032
CELINA	0	0	233	0	137	0	12	0	9	0	3	394
CHAMPAIGN COUNTY	2	6	184	0	32	0	6	0	14	0	0	244
CHARDON	1	1	448	1	52	3	12	0	15	0	2	535
CHILLICOTHE	2	2	266	0	262	0	117	1	258	0	84	992
CIRCLEVILLE	1	6	372	0	82	0	34	0	27	0	0	522
CLARK COUNTY	1	26	569	0	177	0	77	5	90	1	70	1,016
CLERMONT COUNTY	4	7	1,265	0	501	1	29	15	214	0	2	2,038
CLEVELAND	4	34	1,141	83	171	1	159	22	700	0	2	2,317
CLEVELAND HEIGHTS	1	6	62	0	1	0	0	0	6	0	0	76
CLEVELAND HOUSING	0	0	0	0	0	0	0	0	0	0	0	0
CLINTON COUNTY	1	1	232	0	116	0	15	0	3	0	1	369
COLUMBIANA COUNTY	1	2	488	0	126	0	11	8	19	0	0	655
CONNEAUT	0	0	73	0	5	0	1	0	4	0	0	83
COSHOCTON	3	0	165	0	1	0	5	0	5	0	0	179
CRAWFORD COUNTY	4	0	313	0	52	6	12	0	15	1	0	403
CUYAHOGA FALLS	8	17	879	0	115	0	55	7	55	0	14	1,150
DAYTON	0	6	180	8	162	0	23	19	40	0	3	441
DEFIANCE	0	1	229	0	59	0	22	0	14	0	0	325
DELAWARE	7	9	556	102	43	0	17	11	23	0	0	768
EAST CLEVELAND	0	16	87	1	0	0	1	0	10	0	12	127
EAST LIVERPOOL	1	0	133	0	33	7	3	1	0	0	0	178
EATON	1	2	103	0	91	0	57	0	16	0	0	270
ELYRIA	0	0	1,060	0	510	0	25	4	174	0	76	1,849
EUCLID	1	0	109	0	0	0	1	0	0	0	0	111
FAIRBORN	1	3	442	1	131	0	10	0	80	1	4	673
FAIRFIELD	5	1	389	0	3	1	28	115	48	0	13	603
FINDLAY	1	0	569	0	70	0	21	18	40	0	17	736
FOSTORIA	1	0	112	0	38	0	5	0	10	0	0	166
FRANKLIN	0	1	271	1	170	0	35	16	29	0	3	526
FRANKLIN COUNTY	4	3	3,636	0	1,081	0	260	347	1,250	0	1,174	7,755
FRANKLIN CO. ENVIRO.	0	0	13	0	7	0	0	0	1	0	2	23
FREMONT	0	0	265	0	0	3	12	0	15	0	1	296
GALLIPOLIS	0	9	206	0	92	2	23	0	75	31	1	439
GARFIELD HEIGHTS	1	2	441	0	37	0	7	0	45	0	0	533
GIRARD	0	0	173	1	37	0	14	3	23	0	0	251
HAMILTON	2	6	481	7	0	0	12	3	125	0	9	645
HAMILTON COUNTY	9	100	2,624	11	12	0	0	45	650	0	318	3,769
HARDIN COUNTY	0	3	100	0	49	0	7	0	10	0	0	169
HILLSBORO	3	8	239	0	16	1	67	0	35	0	10	379
HOCKING COUNTY	3	0	158	0	42	22	6	0	16	0	10	257
HURON	0	0	97	0	32	4	6	1	2	0	1	143
IRONTON	1	0	182	1	1	0	6	0	5	0	0	196
JACKSON COUNTY	3	18	313	0	52	0	12	0	40	0	2	440
KETTERING	0	1	439	0	223	0	3	2	27	0	2	697
LAKEWOOD	2	0	225	0	7	0	2	0	0	0	2	238

* 2003 is the first year for operating as a municipal court
**October through December data is estimated

MUNICIPAL COURTS

O.M.V.I. TERMINATIONS (continued)

2003

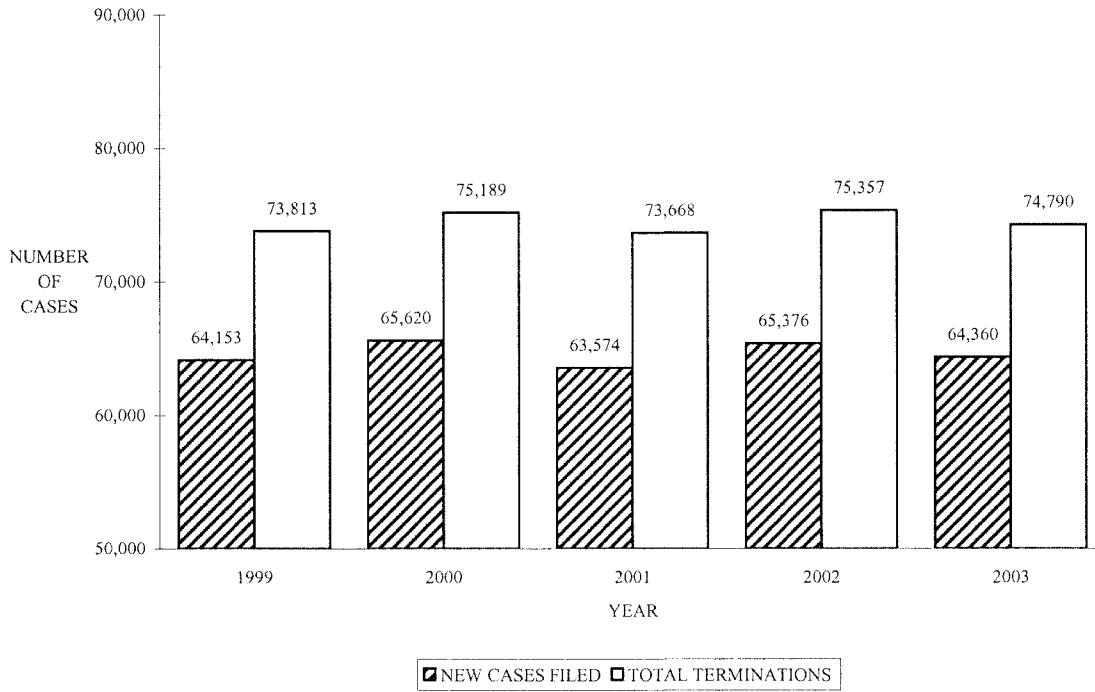
COURT	JURY TRIAL	COURT TRIAL	GUILTY/NO CONTEST TO ORIGINAL CHARGE		GUILTY/NO CONTEST TO REDUCED	DISMISSAL: LACK OF SPEEDY TRIAL	OTHER DISMISSALS	TRANS-FERRED OUT	UNAVAIL-ABILITY OF PARTY	BANKRUPTCY		TOTAL TERMINATIONS
			JUDGE	MAGISTRATE						STAY/INTER-LOCUTORY APPEAL	OTHER TERMINATIONS	
LANCASTER (Fairfield Co.)	7	8	631	0	42	0	34	1	37	0	2	762
LAWRENCE COUNTY	0	15	215	0	15	0	9	4	2	0	0	260
LEBANON	2	0	181	0	56	1	8	0	20	0	0	268
LICKING COUNTY	7	24	769	0	9	1	82	7	65	0	3	967
LIMA	1	1	913	0	76	0	117	11	0	0	5	1,124
LORAIN**	2	0	253	0	45	0	6	33	0	0	0	339
LYNDHURST	5	4	273	2	8	0	5	0	14	0	0	311
MADISON COUNTY	0	2	144	0	56	0	9	1	6	0	0	218
MANSFIELD	1	20	1,036	20	43	0	6	22	210	0	40	1,398
MARIETTA	5	1	383	0	24	0	18	0	11	0	3	445
MARION	7	0	613	0	24	0	19	2	20	0	9	694
MARYSVILLE	8	21	207	0	13	0	8	0	17	0	0	274
MASON	9	14	240	0	71	0	29	1	44	0	3	411
MASSILLON	5	5	789	124	112	0	14	15	17	0	1	1,082
MAUMEE	1	0	214	0	52	0	6	0	41	0	3	317
MEDINA	6	2	832	0	0	0	42	0	22	1	1	906
MENTOR	0	0	169	0	181	0	6	0	8	0	1	365
MIAMI	0	1	589	0	407	0	0	6	81	0	27	1,111
MIAMISBURG	0	0	337	0	261	0	13	0	62	0	1	674
MIDDLETOWN	0	12	379	0	78	0	5	0	13	0	1	488
MORROW COUNTY*	4	0	198	0	61	2	45	0	55	0	1	366
MOUNT VERNON	2	1	260	0	63	0	3	0	3	0	16	348
NAPOLEON	1	0	125	0	56	0	11	0	0	0	0	193
NEW PHILADELPHIA	4	16	345	149	33	0	33	0	93	0	2	675
NEWTON FALLS	0	15	93	0	46	1	27	0	10	0	1	193
NILES	0	0	157	0	89	0	22	0	23	0	13	304
NORWALK	3	10	428	0	24	0	10	1	18	0	14	508
OAKWOOD	0	0	9	0	5	0	1	0	0	0	0	15
OBERLIN	1	0	235	0	29	3	22	0	12	2	4	308
OREGON	0	1	217	0	37	0	18	0	41	0	1	315
OTTAWA COUNTY	10	1	377	0	66	0	48	0	28	0	0	530
PAINESVILLE	2	0	482	0	24	0	18	3	7	0	2	538
PARMA	0	1	450	15	65	0	18	115	20	0	5	689
PERRYSBURG	1	0	766	0	13	0	10	0	103	0	0	893
PORTAGE CO. - KENT	4	0	364	0	183	0	34	3	37	3	0	628
PORTAGE CO. - RAV.	4	3	892	0	440	0	59	22	133	4	1	1,558
PORTSMOUTH	0	0	484	0	80	1	53	15	131	0	5	769
ROCKY RIVER	1	1	605	89	37	0	8	73	65	0	0	879
SANDUSKY	0	27	483	0	246	0	33	0	173	0	0	962
SHAKER HEIGHTS	2	2	179	5	5	0	4	0	15	0	0	212
SHELBY	5	0	32	0	77	0	2	0	3	0	1	120
SIDNEY	0	2	309	0	125	0	10	0	20	0	0	466
SOUTH EUCLID	0	1	56	0	6	0	2	0	12	0	0	77
STEUBENVILLE	0	1	113	0	6	0	1	3	0	0	0	124
STRUTHERS	0	0	58	0	44	8	19	0	0	0	1	130
SYLVANIA	3	2	629	0	271	0	18	0	204	0	0	1,127
TIFFIN	3	0	152	0	61	0	14	0	13	0	0	243
TOLEDO	1	4	542	59	193	0	98	14	409	0	49	1,369
TOLEDO HOUSING	0	0	0	0	0	0	0	0	0	0	0	0
UPPER SANDUSKY	2	3	189	0	25	1	1	0	7	0	0	228
VAN WERT COUNTY	7	3	166	0	70	6	15	0	1	0	1	269
VANDALIA	0	0	512	0	57	0	15	0	102	0	0	686
VERMILION	0	0	159	0	104	2	7	0	15	0	2	289
WADSWORTH	8	3	207	0	5	0	10	1	8	0	7	249
WARREN	0	0	524	0	73	0	54	25	75	0	0	751
WASHINGTON CH.	0	16	194	0	66	0	10	0	13	0	1	300
WAYNE COUNTY	7	87	311	143	11	0	22	0	1	0	0	582
WILLOUGHBY	4	0	672	0	0	0	3	2	0	0	6	687
XENIA	1	0	405	0	105	0	16	0	49	0	1	577
YOUNGSTOWN	1	0	77	0	57	0	14	0	43	0	8	200
ZANESVILLE	0	3	146	0	5	0	2	0	0	0	1	157
STATEWIDE	271	788	47,805	1,181	10,642	89	2,990	1,217	7,360	44	2,403	74,790

124

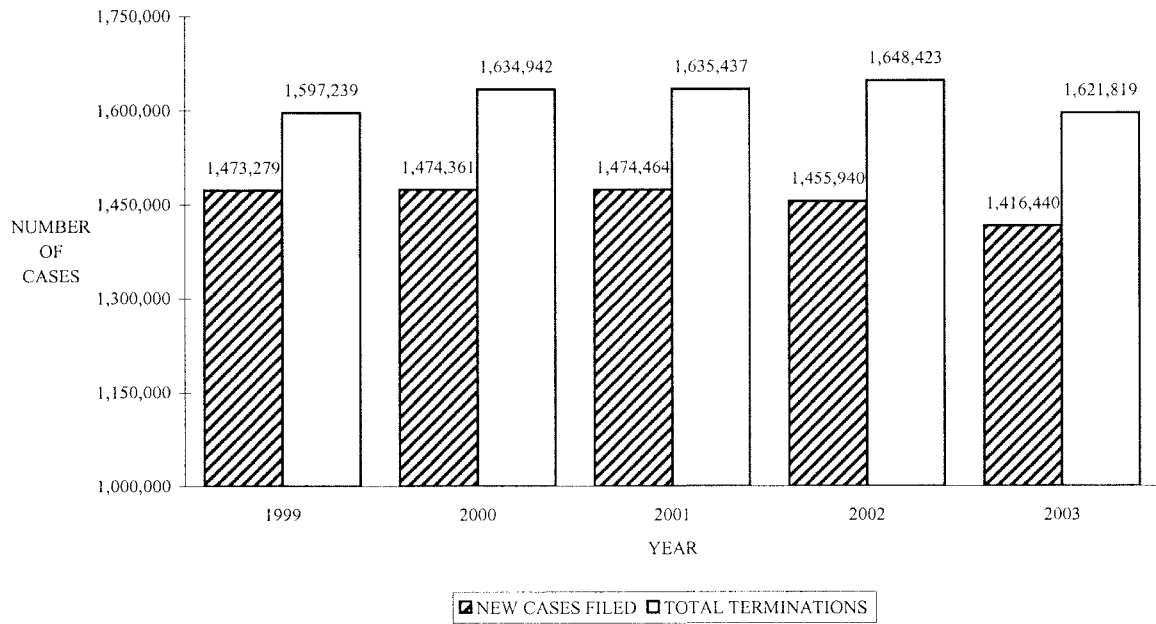
* 2003 is the first year for operating as a municipal court

**October through December data is estimated

MUNICIPAL COURTS-O.M.V.I. CASES
 STATEWIDE NEW CASES FILED AND TOTAL TERMINATIONS COMPARISON
 1999-2003



MUNICIPAL COURT-OTHER TRAFFIC CASES
 STATEWIDE NEW CASES FILED AND TOTAL TERMINATIONS COMPARISON
 1999-2003



MUNICIPAL COURTS
OTHER TRAFFIC OVERALL CASELOADS
2003

<i>COURT</i>	<i>CASES PENDING JANUARY 1</i>	<i>NEW FILINGS</i>	<i>REACTIVATIONS AND TRANSFERS</i>	<i>TOTAL CASES</i>	<i>TOTAL TERMIN- ATIONS</i>	<i>CLEARANCE RATE</i>	<i>CASES PENDING DECEMBER 31</i>	<i>CASES PENDING BEYOND TIME GUIDELINES</i>
AKRON	9,745	29,227	3,380	42,352	32,380	99.3%	9,972	0
ALLIANCE	144	2,811	3	2,958	2,837	100.8%	121	0
ASHLAND	336	12,840	482	13,658	13,387	100.5%	271	0
ASHTABULA	843	5,533	451	6,827	6,300	105.3%	527	70
ATHENS COUNTY	331	7,538	417	8,286	8,062	101.3%	224	0
AUGLAIZE COUNTY	507	10,516	371	11,394	11,122	102.2%	272	2
AVON LAKE	89	849	16	954	863	99.8%	91	0
BARBERTON	414	10,531	942	11,887	11,555	100.7%	332	6
BEDFORD	943	8,907	800	10,650	9,583	98.7%	1,067	1
BELLEFONTAINE	512	10,489	303	11,304	11,059	102.5%	245	0
BELLEVUE	57	1,916	19	1,992	1,965	101.6%	27	0
BEREA	1,420	7,193	1,098	9,711	8,651	104.3%	1,060	0
BOWLING GREEN	446	10,437	14	10,897	10,416	99.7%	481	0
BROWN COUNTY*	855	11,443	412	12,710	12,002	101.2%	708	48
BRYAN	351	10,808	1,219	12,378	12,116	100.7%	262	1
CAMBRIDGE	638	11,084	387	12,109	11,866	103.4%	243	1
CAMPBELL	126	1,823	13	1,962	1,792	97.6%	170	0
CANTON	763	15,430	556	16,749	16,036	100.3%	713	0
CELINA	169	4,439	87	4,695	4,568	100.9%	127	2
CHAMPAIGN COUNTY	76	2,037	101	2,214	2,167	101.4%	47	0
CHARDON	224	9,850	407	10,481	10,255	100.0%	226	0
CHILLICOTHE	787	11,284	1,742	13,813	12,931	99.3%	882	0
CIRCLEVILLE	683	10,029	777	11,489	11,105	102.8%	384	0
CLARK COUNTY	462	15,503	729	16,694	16,217	99.9%	477	1
CLERMONT COUNTY	544	23,500	5,755	29,799	28,820	98.5%	979	13
CLEVELAND	9,365	106,828	49,301	165,494	158,992	101.8%	6,502	10
CLEVELAND HEIGHTS	1,421	17,690	1,813	20,924	19,888	102.0%	1,036	4
CLEVELAND HOUSING	0	0	0	0	0	-	0	0
CLINTON COUNTY	829	12,281	20	13,130	12,334	100.3%	796	0
COLUMBIANA COUNTY	559	9,087	532	10,178	9,778	101.7%	400	17
CONNEAUT	45	2,323	118	2,486	2,446	100.2%	40	0
COSHOCTON	41	2,428	45	2,514	2,494	100.8%	20	0
CRAWFORD COUNTY	394	7,971	1	8,366	8,096	101.6%	270	0
CUYAHOGA FALLS	403	18,006	209	18,618	17,582	96.5%	1,036	0
DAYTON	928	21,722	5,229	27,879	26,363	97.8%	1,516	0
DEFIANCE	203	7,617	920	8,740	8,580	100.5%	160	0
DELAWARE	785	19,575	997	21,357	20,698	100.6%	659	0
EAST CLEVELAND	1,003	4,465	651	6,119	5,816	113.7%	303	1
EAST LIVERPOOL	121	1,867	28	2,016	1,864	98.4%	152	68
EATON	610	9,465	849	10,924	10,420	101.0%	504	13
ELYRIA	1,014	12,176	569	13,759	12,671	99.4%	1,088	0
EUCLID	210	6,431	47	6,688	6,292	97.1%	396	0
FAIRBORN	555	11,375	874	12,804	12,394	101.2%	410	2
FAIRFIELD	215	4,643	295	5,153	5,004	101.3%	149	1
FINDLAY	559	13,681	578	14,818	14,413	101.1%	405	0
FOSTORIA	51	1,432	66	1,549	1,488	99.3%	61	0
FRANKLIN	1,136	5,373	782	7,291	6,031	98.0%	1,260	12
FRANKLIN COUNTY	7,213	126,580	38,116	171,909	164,473	99.9%	7,436	1,244
FRANKLIN CO. ENVIRO.	92	1,743	492	2,327	2,257	101.0%	70	0
FREMONT	254	6,415	254	6,923	6,692	100.3%	231	0
GALLIPOLIS	417	6,911	1,062	8,390	7,973	100.0%	417	0
GARFIELD HEIGHTS	456	7,512	760	8,728	8,321	100.6%	407	0
GIRARD	337	7,272	331	7,940	7,505	98.7%	435	18
HAMILTON	379	9,783	1,922	12,084	11,722	100.1%	362	2
HAMILTON COUNTY	13,919	97,019	18,369	129,307	110,043	95.4%	19,264	0
HARDIN COUNTY	99	3,281	149	3,529	3,455	100.7%	74	0
HILLSBORO	134	4,303	90	4,527	4,323	98.4%	204	0
HOCKING COUNTY	2,163	3,417	60	5,640	5,321	153.0%	319	2
HURON	85	3,650	7	3,742	3,655	99.9%	87	1
IRONTON	428	5,198	51	5,677	5,332	101.6%	345	0
JACKSON COUNTY	395	9,166	841	10,402	10,031	100.2%	371	1
KETTERING	381	14,546	827	15,754	15,388	100.1%	366	0
LAKEWOOD	383	7,245	31	7,659	7,119	97.8%	540	0

* 2003 is the first year for operating as a municipal court

**October through December data is estimated

MUNICIPAL COURTS
OTHER TRAFFIC OVERALL CASELOADS (continued)
2003

<u>COURT</u>	<u>CASES PENDING JANUARY 1</u>	<u>NEW FILINGS</u>	<u>REACTIVATIONS AND TRANSFERS</u>	<u>TOTAL CASES</u>	<u>TOTAL TERMIN- ATIONS</u>	<u>CLEARANCE RATE</u>	<u>CASES PENDING DECEMBER 31</u>	<u>CASES PENDING BEYOND TIME GUIDELINES</u>
LANCASTER (Fairfield County)	1,026	13,510	203	14,739	14,179	103.4%	560	2
LAWRENCE COUNTY	298	5,273	472	6,043	5,811	101.1%	232	1
LEBANON	1,565	5,351	25	6,941	6,630	123.3%	311	0
LICKING COUNTY	595	15,576	373	16,544	15,979	100.2%	565	0
LIMA	1,279	15,543	229	17,051	15,775	100.0%	1,276	76
LORAIN**	2,322	7,533	0	9,855	7,977	105.9%	1,878	0
LYNDHURST	173	15,314	614	16,101	15,907	99.9%	194	5
MADISON COUNTY	528	8,135	660	9,323	9,081	103.3%	242	0
MANSFIELD	840	16,680	747	18,267	17,642	101.2%	625	41
MARIETTA	1,068	8,721	256	10,045	9,364	104.3%	681	133
MARION	730	14,294	579	15,603	14,967	100.6%	636	4
MARYSVILLE	381	9,467	550	10,398	10,083	100.7%	315	0
MASON	994	5,882	106	6,982	6,771	113.1%	211	0
MASSILLON	573	9,533	219	10,325	9,950	102.0%	375	0
MAUMEE	955	13,127	803	14,885	14,034	100.7%	851	10
MEDINA	667	12,653	530	13,850	13,312	101.0%	538	0
MENTOR	268	7,374	316	7,958	7,756	100.9%	202	0
MIAMI	1,339	16,057	583	17,979	17,396	104.5%	583	0
MIAMISBURG	699	8,055	1,030	9,784	9,121	100.4%	663	1
MIDDLETOWN	228	5,542	441	6,211	6,005	100.4%	206	0
MORROW COUNTY*	306	8,561	832	9,699	9,480	100.9%	219	145
MOUNT VERNON	477	6,269	11	6,757	6,464	102.9%	293	4
NAPOLEON	192	5,626	0	5,818	5,720	101.7%	98	0
NEW PHILADELPHIA	695	8,566	510	9,771	9,161	100.9%	610	88
NEWTON FALLS	636	6,580	341	7,557	6,934	100.2%	623	0
NILES	186	2,084	267	2,537	2,375	101.0%	162	12
NORWALK	445	12,359	407	13,211	12,892	101.0%	319	0
OAKWOOD	526	1,794	0	2,320	1,888	105.2%	432	0
OBERLIN	639	8,208	315	9,162	8,605	101.0%	557	1
OREGON	209	3,229	459	3,897	3,748	101.6%	149	0
OTTAWA COUNTY	254	5,603	436	6,293	6,017	99.6%	276	10
PAINESVILLE	401	8,911	260	9,572	9,282	101.2%	290	1
PARMA	2,071	5,228	86	7,385	5,430	102.2%	1,955	0
PERRYSBURG	1,567	11,164	0	12,731	11,500	103.0%	1,231	0
PORTAGE CO. - KENT	460	6,140	286	6,886	6,410	99.8%	476	31
PORTAGE CO. - RAV.	1,798	25,855	554	28,207	26,927	102.0%	1,280	64
PORTSMOUTH	503	7,306	1,239	9,048	8,647	101.2%	401	3
ROCKY RIVER	1,186	29,528	2,287	33,001	31,839	100.1%	1,162	3
SANDUSKY	578	6,702	381	7,661	7,223	102.0%	438	0
SHAKER HEIGHTS	3,890	10,400	680	14,970	11,492	103.7%	3,478	0
SHELBY	86	1,373	0	1,459	1,428	104.0%	31	1
SIDNEY	346	8,237	336	8,919	8,700	101.5%	219	0
SOUTH EUCLID	252	3,686	312	4,250	4,041	101.1%	209	1
STEUBENVILLE	161	1,147	2	1,310	1,082	94.2%	228	0
STRUTHERS	544	3,022	124	3,690	2,958	94.0%	732	268
SYLVANIA	430	11,739	1,726	13,895	13,624	101.2%	271	0
TIFFIN	115	3,794	166	4,075	3,995	100.9%	80	1
TOLEDO	3,977	30,664	18,867	53,508	50,803	102.6%	2,705	0
TOLEDO HOUSING	0	0	0	0	0	-	0	0
UPPER SANDUSKY	208	7,425	284	7,917	7,724	100.2%	193	1
VAN WERT COUNTY	431	7,872	1	8,304	8,037	102.1%	267	0
VANDALIA	670	13,470	2,109	16,249	15,842	101.7%	407	0
VERMILION	157	3,012	580	3,749	3,615	100.6%	134	3
WADSWORTH	305	7,339	255	7,899	7,603	100.1%	296	0
WARREN	774	11,703	1,584	14,061	13,367	100.6%	694	18
WASHINGTON C.H.	172	4,877	306	5,355	5,217	100.7%	138	1
WAYNE COUNTY	486	15,248	31	15,765	15,329	100.3%	436	0
WILLOUGHBY	994	11,581	38	12,613	11,618	100.0%	995	0
XENIA	638	11,280	910	12,828	12,318	101.1%	510	0
YOUNGSTOWN	837	7,183	1,484	9,504	8,813	101.7%	691	39
ZANESVILLE	0	1,561	0	1,561	1,531	98.1%	30	0
124	114,177	1,416,440	194,969	1,725,586	1,621,819	100.6%	103,767	2,509

* 2003 is the first year for operating as a municipal court
**October through December data is estimated

MUNICIPAL COURTS
OTHER TRAFFIC TERMINATIONS
2003

COURT	JURY TRIAL	COURT TRIAL	GUILTY/NO CONTEST TO ORIGINAL CHARGE		GUILTY/NO CONTEST TO REDUCED	DISMISSAL: LACK OF SPEEDY TRIAL	OTHER DISMISSALS	VIOLATIONS BUREAU	TRANSFERRED OUT	UNAVAILABILITY OF PARTY	BANKRUPTCY STAY / INTER-LOCUTORY APPEAL	OTHER TERMINATIONS
			JUDGE	MAGISTRATE								
AKRON	4	14	3,243	8,845	1,384	5	1,934	14,890	414	1,165	0	482
ALLIANCE	0	79	812	0	65	0	59	1,713	0	10	0	99
ASHLAND	4	120	4,083	0	32	0	80	8,472	0	596	0	0
ASHTABULA	0	31	961	567	5	4	308	3,615	1	360	0	448
ATHENS COUNTY	0	357	950	1	193	0	197	5,871	4	471	0	18
AUGLAIZE COUNTY	9	44	675	5	167	21	105	7,686	0	815	0	1,595
AVON LAKE	3	0	399	0	111	6	41	263	4	30	0	6
BARBERTON	0	50	3,725	1	178	6	192	6,312	112	975	1	3
BEDFORD	1	298	2,873	1,446	41	3	395	3,747	14	686	0	79
BELLEFONTAINE	0	63	1,370	0	7	0	69	9,161	0	389	0	0
BELLEVUE	0	3	306	0	28	21	19	1,535	0	52	0	1
BEREA	0	112	1,839	2	122	0	583	4,343	15	835	0	800
BOWLING GREEN	0	13	598	922	251	0	370	8,004	0	96	2	160
BROWN COUNTY*	0	46	639	4	113	2	135	10,248	69	720	0	26
BRYAN	0	20	883	0	106	1	63	9,398	0	1,400	0	245
CAMBRIDGE	0	262	457	428	82	0	83	7,090	0	3,098	0	366
CAMPBELL	1	3	655	0	113	2	53	965	0	0	0	0
CANTON	3	87	4,086	5,089	120	0	496	5,537	48	560	0	10
CELINA	0	20	1,625	0	19	0	30	2,761	2	106	0	5
CHAMPAIGN COUNTY	4	30	596	0	2	0	135	1,323	0	77	0	0
CHARDON	3	173	1,613	4	46	3	97	7,890	4	345	0	77
CHILLICOTHE	0	104	951	2	171	0	952	9,130	0	1,621	0	0
CIRCLEVILLE	2	129	1,173	2	85	1	216	8,278	0	1,219	0	0
CLARK COUNTY	0	96	952	3,448	310	0	695	7,611	11	2,848	1	245
CLERMONT COUNTY	0	135	3,560	0	477	0	297	18,166	41	6,140	0	4
CLEVELAND	1	819	24,802	28,319	6,990	0	28,912	27,968	324	40,831	0	26
CLEVELAND HEIGHTS	5	660	1,189	1,734	1	5	100	12,925	7	3,242	0	20
CLEVELAND HOUSING	0	0	0	0	0	0	0	0	0	0	0	0
CLINTON COUNTY	0	41	892	0	331	0	124	10,394	0	53	0	499
COLUMBIANA COUNTY	0	29	1,582	0	91	0	83	7,365	0	628	0	0
CONNEAUT	0	3	387	0	38	0	47	1,879	0	92	0	0
COSHOCTON	0	14	364	0	0	0	31	2,000	0	82	0	3
CRAWFORD COUNTY	0	28	713	2	158	7	114	6,667	3	404	0	0
CUYAHOGA FALLS	1	310	1,309	3,474	354	0	563	11,249	7	223	0	92
DAYTON	0	106	2,661	6,303	1,214	9	916	8,553	637	5,728	0	236
DEFIANCE	0	36	1,363	0	56	1	112	5,962	0	1,049	0	1
DELAWARE	1	171	998	1,084	11	0	817	16,457	0	1,156	0	3
EAST CLEVELAND	0	164	1,411	1,271	35	8	277	772	0	783	0	186
EAST LIVERPOOL	11	0	634	0	32	31	8	1,126	8	14	0	0
EATON	0	11	677	0	243	0	123	8,254	1	1,107	0	4
ELYRIA	0	47	2,381	604	433	0	290	8,063	10	825	0	18
EUCLID	0	38	2,810	154	12	0	95	3,140	0	0	0	43
FAIRBORN	0	88	1,520	816	99	0	177	8,835	6	837	0	16
FAIRFIELD	16	57	1,428	1	9	6	206	2,618	299	318	0	46
FINDLAY	0	26	1,418	0	103	2	182	4,416	59	491	0	7,716
FOSTORIA	0	15	314	1	61	0	29	969	1	96	1	1
FRANKLIN	0	15	1,175	2	105	0	128	4,045	38	516	0	7
FRANKLIN COUNTY	10	328	12,143	14,812	7,380	4	9,721	80,601	1,879	36,300	1	1,294
FRANKLIN CO. ENVIRO.	3	1	690	0	24	1	113	1,007	0	348	0	70
FREMONT	0	12	875	0	0	2	149	5,344	0	309	0	1
GALLIPOLIS	0	70	841	0	309	0	308	5,170	8	1,215	1	51
GARFIELD HEIGHTS	0	273	2,741	1,071	438	0	186	2,604	8	1,000	0	0
GIRARD	0	0	724	356	373	1	755	4,441	35	791	0	29
HAMILTON	0	119	2,292	2,724	16	0	290	4,028	0	2,213	0	40
HAMILTON COUNTY	0	1,079	9,896	10,632	1,033	4	4,506	57,691	102	24,543	0	557
HARDIN COUNTY	0	17	380	2	88	0	31	2,763	0	173	0	1
HILLSBORO	2	20	961	0	26	23	173	2,899	0	207	0	12
HOCKING COUNTY	5	0	1,233	1	139	118	25	2,995	3	679	0	123
HURON	0	28	429	0	19	0	38	2,914	1	226	0	0
IRONTON	0	2	283	1,724	0	0	189	2,847	0	287	0	0
JACKSON COUNTY	1	96	1,006	0	184	2	83	7,597	4	1,036	0	22
KETTERING	0	130	2,377	0	628	0	90	10,662	0	932	0	569
LAKEWOOD	0	276	1,755	0	183	0	249	4,330	0	0	0	326

* 2003 is the first year for operating as a municipal court
**October through December data is estimated

MUNICIPAL COURTS
OTHER TRAFFIC TERMINATIONS (continued)
2003

COURT	JURY TRIAL	COURT TRIAL	GUILTY/NO CONTEST TO ORIGINAL CHARGE		GUILTY/NO CONTEST TO REDUCED	DISMISSAL: LACK OF SPEEDY TRIAL	OTHER DISMISSALS	VIOLATIONS BUREAU	TRANSFERRED OUT	UNAVAILABILITY OF PARTY	BANKRUPTCY STAY / INTERLOCUTORY APPEAL	OTHER TERMINATIONS
			JUDGE	MAGISTRATE								
LANCASTER (Fairfield County)	0	24	1,972	0	231	0	194	11,216	1	535	0	6
LAWRENCE COUNTY	3	72	371	546	1	5	86	4,020	5	702	0	0
LEBANON	4	21	874	0	237	2	120	4,937	2	433	0	0
LICKING COUNTY	8	200	1,778	0	7	3	192	12,542	2	1,245	0	2
LIMA	0	70	1,461	947	173	0	1,011	11,979	64	0	0	70
LORAIN**	0	43	5,445	0	204	0	43	2,242	0	0	0	0
LYNDHURST	1	88	4,159	10	40	0	163	10,855	0	575	0	16
MADISON COUNTY	1	225	587	0	85	0	68	7,413	2	700	0	0
MANSFIELD	1	32	1,268	894	202	0	320	13,494	8	887	0	536
MARIETTA	0	102	870	0	21	0	98	6,928	0	983	0	362
MARION	1	81	2,758	0	89	0	238	11,087	3	700	0	10
MARYSVILLE	3	161	692	1	20	4	302	8,325	2	570	0	3
MASON	0	102	1,037	0	141	0	146	4,750	3	587	0	5
MASSILLON	0	17	451	1,593	296	0	58	7,256	27	252	0	0
MAUMEE	0	12	1,388	0	498	0	199	10,667	0	1,158	0	112
MEDINA	0	114	1,074	1,621	237	0	202	9,498	0	565	0	1
MENTOR	0	21	1,523	0	110	0	445	5,349	1	292	0	15
MIAMI	0	80	1,168	1,059	703	12	372	12,432	3	1,192	0	375
MIAMISBURG	0	2	1,010	870	679	0	375	4,966	0	1,084	0	135
MIDDLETOWN	0	98	2,024	0	406	0	498	2,551	0	420	0	8
MORROW COUNTY*	0	34	398	0	192	516	223	7,299	0	816	2	0
MOUNT VERNON	0	86	585	0	23	0	106	5,437	0	170	0	57
NAPOLEON	1	17	713	0	115	0	93	4,573	0	195	0	13
NEW PHILADELPHIA	2	69	684	815	12	0	63	6,778	2	616	0	120
NEWTON FALLS	1	40	2,581	0	206	0	115	3,938	0	52	0	1
NILES	0	4	602	0	55	11	109	1,243	1	342	0	8
NORWALK	0	52	1,217	0	216	0	21	10,872	0	466	0	48
OAKWOOD	0	4	437	0	73	10	81	1,275	0	8	0	0
OBERLIN	1	23	1,528	0	272	11	129	6,050	0	580	8	3
OREGON	0	7	1,778	0	178	0	100	1,178	0	507	0	0
OTTAWA COUNTY	1	65	838	0	81	0	198	4,465	0	319	0	50
PAINESVILLE	2	7	1,496	522	5	0	284	6,684	0	278	0	4
PARMA	0	19	599	1,423	324	2	226	2,124	454	168	0	91
PERRYSBURG	1	47	1,809	0	129	1	144	8,338	2	1,026	0	3
PORTAGE CO. - KENT	0	31	669	451	550	2	157	4,191	26	322	10	1
PORTAGE CO. - RAV.	2	27	1,379	989	1,380	11	569	21,806	73	688	1	2
PORTSMOUTH	0	4	1,381	1	66	1	296	5,544	56	1,288	0	10
ROCKY RIVER	0	65	1,319	4,287	1,400	0	718	21,366	188	2,495	0	1
SANDUSKY	0	145	2,436	0	111	0	320	3,727	0	469	0	15
SHAKER HEIGHTS	1	52	4,189	794	11	2	172	5,042	0	1,224	0	5
SHELBY	3	1	229	0	106	0	9	1,036	0	44	0	0
SIDNEY	0	64	910	0	240	0	129	6,856	0	500	1	0
SOUTH EUCLID	4	59	1,531	0	188	0	120	1,843	1	288	0	7
STEBENVILLE	0	12	483	0	38	0	45	490	13	0	0	1
STRUTHERS	3	24	736	0	382	26	70	1,550	4	101	0	62
SYLVANIA	0	26	1,933	0	994	0	529	8,343	0	1,799	0	0
TIFFIN	3	34	759	0	40	4	46	2,927	3	176	0	3
TOLEDO	0	26	7,938	5,383	2,494	0	3,216	13,204	0	18,340	0	202
TOLEDO HOUSING	0	0	0	0	0	0	0	0	0	0	0	0
UPPER SANDUSKY	0	74	813	0	7	1	47	6,371	0	409	0	2
VAN WERT COUNTY	14	14	717	0	99	17	196	6,663	0	24	0	293
VANDALIA	0	65	3,446	0	1,176	0	402	8,498	0	2,255	0	0
VERMILION	0	23	1,413	0	158	22	68	1,311	0	613	0	7
WADSWORTH	1	102	879	0	172	0	119	5,730	1	439	0	160
WARREN	1	4	3,643	0	108	1	560	7,277	22	1,750	0	1
WASHINGTON C.H.	0	55	616	0	93	1	52	4,020	0	372	0	8
WAYNE COUNTY	3	371	1,051	762	10	6	160	12,781	0	155	0	30
WILLOUGHBY	0	37	3,419	0	0	0	306	7,776	7	24	0	49
XENIA	0	14	3,087	0	111	1	209	7,919	2	967	0	8
YOUNGSTOWN	2	20	1,612	2,182	714	5	519	1,953	159	1,459	0	188
ZANESVILLE	0	36	506	0	79	1	15	890	0	0	0	4
124	158	10,842	221,947	121,003	42,432	977	73,915	917,434	5,316	207,972	29	19,794

* 2003 is the first year for operating as a municipal court
**October through December data is estimated

MUNICIPAL COURTS
PERSONAL INJURY AND PROPERTY DAMAGE OVERALL CASELOADS
2003

<u>COURT</u>	<u>CASES PENDING JANUARY 1</u>	<u>NEW FILINGS</u>	<u>REACTIVATIONS AND TRANSFERS</u>	<u>TOTAL CASES</u>	<u>TOTAL TERMIN- ATIONS</u>	<u>CLEARANCE RATE</u>	<u>CASES PENDING DECEMBER 31</u>	<u>CASES PENDING BEYOND TIME GUIDELINES</u>
AKRON	206	581	29	816	592	97.0%	224	0
ALLIANCE	10	44	2	56	42	91.3%	14	0
ASHLAND	14	44	2	60	38	82.6%	22	0
ASHTABULA	7	59	13	79	70	97.2%	9	5
ATHENS COUNTY	15	43	0	58	39	90.7%	19	0
AUGLAIZE COUNTY	28	34	2	64	56	155.6%	8	0
AVON LAKE	6	20	0	26	14	70.0%	12	0
BARBERTON	50	94	3	147	103	106.2%	44	1
BEDFORD	32	90	10	132	105	105.0%	27	0
BELLEFONTAINE	13	47	4	64	46	90.2%	18	0
BELLEVUE	3	13	0	16	5	38.5%	11	0
BEREA	114	118	2	234	130	108.3%	104	0
BOWLING GREEN	18	57	5	80	53	85.5%	27	0
BROWN COUNTY*	10	42	3	55	32	71.1%	23	0
BRYAN	15	29	2	46	32	103.2%	14	0
CAMBRIDGE	8	47	0	55	34	72.3%	21	1
CAMPBELL	3	15	0	18	11	73.3%	7	0
CANTON	105	343	5	453	329	94.5%	124	0
CELINA	10	20	4	34	22	91.7%	12	1
CHAMPAIGN COUNTY	9	39	1	49	33	82.5%	16	0
CHARDON	22	59	2	83	63	103.3%	20	0
CHILLICOTHE	117	116	13	246	175	135.7%	71	0
CIRCLEVILLE	9	51	1	61	45	86.5%	16	0
CLARK COUNTY	126	308	2	436	280	90.3%	156	0
CLERMONT COUNTY	51	96	1	148	96	99.0%	52	0
CLEVELAND	744	1,378	402	2,524	1,505	84.6%	1,019	1
CLEVELAND HEIGHTS	29	78	7	114	70	82.4%	44	0
CLEVELAND HOUSING	0	0	0	0	0	-	0	0
CLINTON COUNTY	18	50	2	70	45	86.5%	25	0
COLUMBIANA COUNTY	11	43	1	55	42	95.5%	13	0
CONNEAUT	11	19	0	30	24	126.3%	6	0
COSHOCTON	7	39	1	47	35	87.5%	12	0
CRAWFORD COUNTY	7	35	0	42	31	88.6%	11	0
CUYAHOGA FALLS	187	247	14	448	228	87.4%	220	0
DAYTON	963	612	3	1,578	463	75.3%	1,115	0
DEFIANCE	16	55	0	71	59	107.3%	12	0
DELAWARE	18	101	10	129	90	81.1%	39	0
EAST CLEVELAND	0	0	0	0	0	-	0	0
EAST LIVERPOOL	7	21	0	28	20	95.2%	8	0
EATON	8	15	0	23	14	93.3%	9	0
ELYRIA	147	305	6	458	261	83.9%	197	0
EUCLID	25	47	0	72	49	104.3%	23	0
FAIRBORN	32	82	5	119	83	95.4%	36	0
FAIRFIELD	24	75	2	101	54	70.1%	47	1
FINDLAY	1	1	0	2	1	100.0%	1	0
FOSTORIA	13	23	1	37	26	108.3%	11	0
FRANKLIN	23	45	0	68	35	77.8%	33	0
FRANKLIN COUNTY	1,479	3,050	121	4,650	2,870	90.5%	1,780	113
FRANKLIN CO. ENVIRO.	0	0	0	0	0	-	0	0
FREMONT	13	44	1	58	44	97.8%	14	0
GALLIPOLIS	9	12	0	21	16	133.3%	5	0
GARFIELD HEIGHTS	34	114	7	155	123	101.7%	32	0
GIRARD	20	50	3	73	39	73.6%	34	1
HAMILTON	78	178	2	258	115	63.9%	143	22
HAMILTON COUNTY	1,270	2,134	121	3,525	1,936	85.9%	1,589	0
HARDIN COUNTY	12	26	0	38	29	111.5%	9	0
HILLSBORO	0	0	0	0	0	-	0	0
HOCKING COUNTY	9	19	1	29	21	105.0%	8	0
HURON	5	8	0	13	7	87.5%	6	0
IRONTON	7	30	0	37	28	93.3%	9	0
JACKSON COUNTY	15	44	0	59	41	93.2%	18	0
KETTERING	32	112	3	147	106	92.2%	41	0
LAKESWOOD	46	54	0	100	45	83.3%	55	0

* 2003 is the first year for operating as a municipal court

**October through December data is estimated

MUNICIPAL COURTS
PERSONAL INJURY AND PROPERTY DAMAGE OVERALL CASELOADS (continued)
2003

<i>COURT</i>	<i>CASES PENDING JANUARY 1</i>	<i>NEW FILINGS</i>	<i>REACTIVATIONS AND TRANSFERS</i>	<i>TOTAL CASES</i>	<i>TOTAL TERMIN- ATIONS</i>	<i>CLEARANCE RATE</i>	<i>CASES PENDING DECEMBER 31</i>	<i>CASES PENDING BEYOND TIME GUIDELINES</i>
LANCASTER	49	144	7	200	146	96.7%	54	0
LAWRENCE COUNTY	14	32	48	94	33	41.3%	61	0
LEBANON	15	30	0	45	29	96.7%	16	2
LICKING COUNTY	85	194	11	290	220	107.3%	70	0
LIMA	89	253	9	351	239	91.2%	112	0
LORAIN**	38	136	0	174	128	94.1%	46	0
LYNDHURST	24	63	0	87	76	120.6%	11	0
MADISON COUNTY	7	22	0	29	19	86.4%	10	0
MANSFIELD	108	130	0	238	113	86.9%	125	32
MARIETTA	0	0	0	0	0	-	0	0
MARION	38	118	2	158	105	87.5%	53	0
MARYSVILLE	13	29	3	45	33	-	12	0
MASON	8	15	2	25	20	117.6%	5	0
MASSILLON	66	169	4	239	150	86.7%	89	0
MAUMEE	17	44	3	64	39	83.0%	25	0
MEDINA	40	86	34	160	122	101.7%	38	0
MENTOR	14	59	2	75	58	95.1%	17	0
MIAMI	186	109	27	322	268	197.1%	54	0
MIAMISBURG	44	91	5	140	93	96.9%	47	0
MIDDLETOWN	72	151	4	227	147	94.8%	80	0
MORROW COUNTY*	0	27	0	27	18	66.7%	9	0
MOUNT VERNON	10	44	0	54	45	102.3%	9	0
NAPOLEON	15	20	0	35	19	95.0%	16	0
NEW PHILADELPHIA	16	62	0	78	41	66.1%	37	0
NEWTON FALLS	10	23	2	35	19	76.0%	16	0
NILES	35	75	1	111	81	106.6%	30	0
NORWALK	20	39	2	61	44	107.3%	17	0
OAKWOOD	0	1	0	1	0	0.0%	1	0
OBERLIN	12	29	0	41	34	117.2%	7	0
OREGON	5	14	1	20	16	106.7%	4	0
OTTAWA COUNTY	10	30	1	41	25	80.6%	16	0
PAINESVILLE	55	90	17	162	112	104.7%	50	0
PARMA	28	170	3	201	189	109.2%	12	0
PERRYSBURG	35	76	0	111	69	90.8%	42	0
PORTAGE COUNTY-KENT	11	19	0	30	19	100.0%	11	0
PORTAGE COUNTY-RAV.	41	113	6	160	109	91.6%	51	0
PORTSMOUTH	32	104	7	143	51	45.9%	92	1
ROCKY RIVER	16	84	2	102	71	82.6%	31	0
SANDUSKY	37	92	1	130	88	94.6%	42	0
SHAKER HEIGHTS	29	64	3	96	68	101.5%	28	0
SHELBY	0	0	0	0	0	-	0	0
SIDNEY	17	53	2	72	54	98.2%	18	0
SOUTH EUCLID	8	40	1	49	31	75.6%	18	0
STEBENVILLE	1	0	1	2	1	-	1	0
STRUTHERS	8	12	1	21	14	107.7%	7	2
SYLVANIA	29	128	3	160	120	91.6%	40	0
TIFFIN	13	37	6	56	43	100.0%	13	0
TOLEDO	663	1,349	150	2,162	1,353	90.3%	809	0
TOLEDO HOUSING	176	276	20	472	357	120.6%	115	0
UPPER SANDUSKY	1	14	0	15	7	50.0%	8	0
VAN WERT COUNTY	8	5	0	13	10	200.0%	3	1
VANDALIA	29	108	1	138	94	86.2%	44	0
VERMILION	8	9	0	17	13	144.4%	4	0
WADSWORTH	13	38	0	51	35	92.1%	16	0
WARREN	105	144	9	258	171	111.8%	87	1
WASHINGTON CH.	10	48	1	59	36	73.5%	23	0
WAYNE COUNTY	125	67	2	194	57	82.6%	137	16
WILLOUGHBY	31	101	6	138	93	86.9%	45	0
XENIA	22	66	1	89	66	98.5%	23	0
YOUNGSTOWN	84	143	1	228	87	60.4%	141	0
ZANESVILLE	14	70	0	84	64	91.4%	20	0
STATEWIDE	9,030	17,314	1,231	27,575	16,862	90.9%	10,713	201

124

MUNICIPAL COURTS
PERSONAL INJURY AND PROPERTY DAMAGE TERMINATIONS
2003

COURT	JURY TRIAL	COURT TRIAL	DEFAULT HEARING BY JUDGE	DEFAULT HEARING BY MAGISTRATE	DISMISSAL	OTHER DISMISSALS	TRANSFERRED OUT	PRIVATE JUDGE REFERRAL	UNAVAILABILITY OF PARTY	BANKRUPTCY	OTHER TERMINATIONS	TOTAL TERMINATIONS
					FOR WANT OF PROSECUTION					STAY/INTERLOCUTORY APPEAL		
AKRON	0	6	410	1	33	116	6	0	0	7	13	592
ALLIANCE	1	2	30	0	1	5	0	0	0	2	1	42
ASHLAND	0	1	22	0	2	12	0	0	0	0	1	38
ASHTABULA	0	0	39	2	0	8	0	0	1	2	18	70
ATHENS COUNTY	0	0	20	0	4	6	0	0	0	0	9	39
AUGLAIZE COUNTY	1	1	22	0	0	8	3	0	1	0	20	56
AVON LAKE	0	0	9	0	0	3	0	0	0	0	2	14
BARBERTON	1	2	61	0	2	33	2	0	1	0	1	103
BEDFORD	0	4	53	2	0	42	2	0	0	2	0	105
BELLEFONTAINE	0	0	37	0	1	7	0	0	0	1	0	46
BELLEVUE	0	1	1	0	0	3	0	0	0	0	0	5
BEREA	1	0	41	0	0	21	5	0	0	0	62	130
BOWLING GREEN	1	1	27	0	0	18	3	0	0	1	2	53
BROWN COUNTY*	0	3	19	0	0	7	2	0	0	1	0	32
BRYAN	0	0	14	0	3	13	0	0	0	0	2	32
CAMBRIDGE	0	0	26	0	0	8	0	0	0	0	0	34
CAMPBELL	0	0	8	0	0	3	0	0	0	0	0	11
CANTON	2	4	222	3	4	80	1	0	0	0	13	329
CELINA	0	1	12	0	1	8	0	0	0	0	0	22
CHAMPAIGN COUNTY	0	0	18	0	2	10	0	0	0	0	3	33
CHARDON	0	3	25	0	4	21	0	0	0	2	8	63
CHILLICOTHE	0	7	51	2	0	38	1	0	0	1	75	175
CIRCLEVILLE	0	0	28	0	0	14	0	0	0	2	1	45
CLARK COUNTY	1	6	201	0	3	58	1	0	0	2	8	280
CLERMONT COUNTY	0	5	59	1	0	28	3	0	0	0	0	96
CLEVELAND	4	30	5	715	58	346	7	0	0	86	254	1,505
CLEVELAND HEIGHTS	2	8	33	2	2	23	0	0	0	0	0	70
CLEVELAND HOUSING	0	0	0	0	0	0	0	0	0	0	0	0
CLINTON COUNTY	0	0	28	1	0	16	0	0	0	0	0	45
COLUMBIANA COUNTY	0	0	35	0	1	4	1	0	0	0	1	42
CONNEAUT	1	0	14	0	0	9	0	0	0	0	0	24
COSHOCTON	0	0	22	0	0	1	0	0	0	0	12	35
CRAWFORD COUNTY	1	0	30	0	0	0	0	0	0	0	0	31
CUYAHOGA FALLS	0	18	121	0	5	31	0	0	1	0	52	228
DAYTON	0	8	332	0	22	70	0	0	0	3	28	463
DEFIANCE	0	6	31	0	1	21	0	0	0	0	0	59
DELAWARE	0	4	15	33	5	20	2	0	0	3	8	90
EAST CLEVELAND	0	0	0	0	0	0	0	0	0	0	0	0
EAST LIVERPOOL	1	0	18	0	0	1	0	0	0	0	0	20
EATON	0	0	8	0	0	6	0	0	0	0	0	14
ELYRIA	0	0	0	120	2	76	0	0	0	10	53	261
EUCLID	1	1	39	0	0	7	1	0	0	0	0	49
FAIRBORN	0	0	41	0	7	28	2	0	0	1	4	83
FAIRFIELD	1	1	3	37	0	7	0	0	0	0	5	54
FINDLAY	0	0	0	0	0	1	0	0	0	0	0	1
FOSTORIA	0	0	16	0	1	6	0	0	0	1	2	26
FRANKLIN	0	0	0	32	0	3	0	0	0	0	0	35
FRANKLIN COUNTY	8	35	1,857	3	38	554	9	4	0	22	340	2,870
FRANKLIN CO. ENVIRO.	0	0	0	0	0	0	0	0	0	0	0	0
FREMONT	0	0	32	0	1	5	0	0	0	0	6	44
GALLIPOLIS	0	0	12	0	0	3	0	0	1	0	0	16
GARFIELD HEIGHTS	1	0	76	0	1	40	3	0	0	1	1	123
GIRARD	0	0	22	0	1	6	7	0	0	0	3	39
HAMILTON	0	0	90	0	0	16	0	0	0	0	9	115
HAMILTON COUNTY	1	27	1,706	0	133	0	47	0	0	4	18	1,936
HARDIN COUNTY	0	0	18	0	2	8	0	0	0	1	0	29
HILLSBORO	0	0	0	0	0	0	0	0	0	0	0	0
HOCKING COUNTY	1	0	15	0	0	5	0	0	0	0	0	21
HURON	0	0	2	0	0	4	0	0	0	1	0	7
IRONTON	0	1	21	0	0	6	0	0	0	0	0	28
JACKSON COUNTY	0	0	34	0	0	5	0	0	0	1	1	41
KETTERING	0	0	72	0	2	28	1	0	0	1	2	106
LAKEWOOD	0	0	21	0	1	19	0	0	0	0	4	45

* 2003 is the first year for operating as a municipal court
**October through December data is estimated

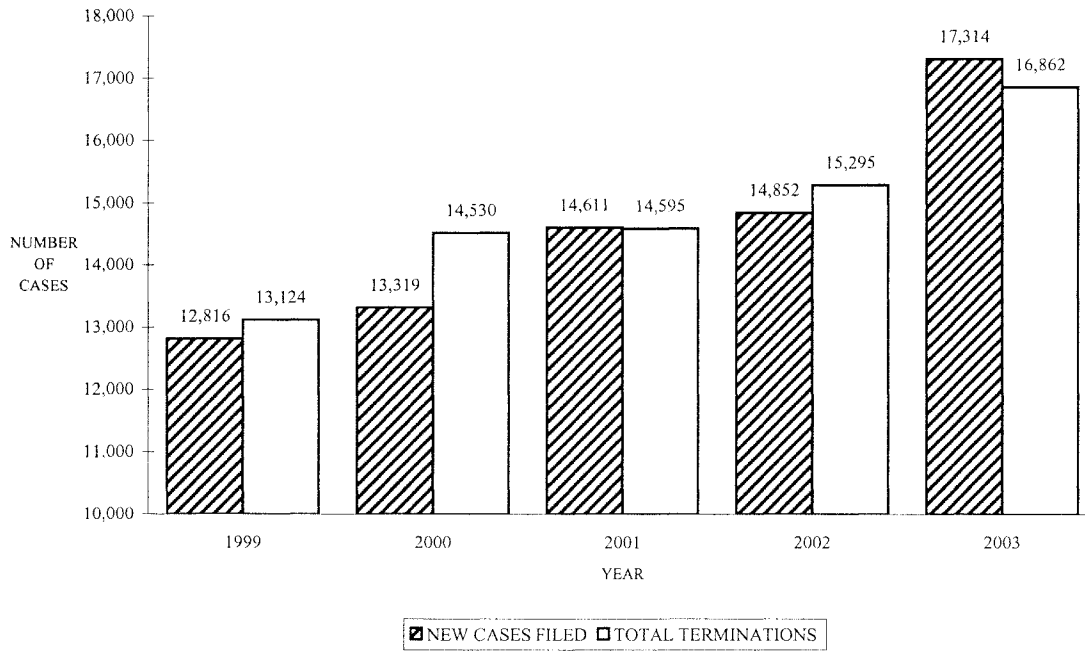
MUNICIPAL COURTS
PERSONAL INJURY AND PROPERTY DAMAGE TERMINATIONS (continued)
2003

<i>COURT</i>	<i>JURY TRIAL</i>	<i>COURT TRIAL</i>	<i>DEFAULT HEARING BY JUDGE</i>	<i>DEFAULT HEARING BY MAGISTRATE</i>	<i>DISMISSAL FOR WANT OF PROSECUTION</i>	<i>OTHER DISMISSALS</i>	<i>TRANSFERRED OUT</i>	<i>PRIVATE JUDGE REFERRAL</i>	<i>UNAVAILABLE OF PARTY</i>	<i>STAY/INTERLOCUTORY APPEAL</i>	<i>OTHER TERMINATIONS</i>	<i>TOTAL TERMINATIONS</i>
LANCASTER	0	5	90	2	0	41	1	0	0	2	5	146
LAWRENCE COUNTY	0	1	22	0	0	9	0	0	0	0	1	33
LEBANON	0	0	20	0	7	1	0	0	0	0	1	29
LICKING COUNTY	0	4	150	0	11	40	1	0	0	1	13	220
LIMA	0	2	170	0	0	56	2	0	0	1	8	239
LORAIN**	4	0	1	80	0	38	3	0	0	2	0	128
LYNDHURST	0	7	33	0	0	32	0	0	0	0	4	76
MADISON COUNTY	0	2	11	0	0	5	0	0	0	1	0	19
MANSFIELD	1	3	0	43	0	24	0	0	0	0	42	113
MARIETTA	0	0	0	0	0	0	0	0	0	0	0	0
MARION	0	0	68	0	0	20	1	0	0	0	16	105
MARYSVILLE	0	7	12	1	3	8	2	0	0	0	0	33
MASON	0	0	9	0	9	0	2	0	0	0	0	20
MASSILLON	0	0	94	0	5	51	0	0	0	0	0	150
MAUMEE	0	1	8	0	2	27	0	0	0	1	0	39
MEDINA	0	0	45	7	3	32	1	0	0	1	33	122
MENTOR	0	0	28	0	0	28	0	0	0	0	2	58
MIAMI	0	1	49	0	0	34	1	0	0	1	182	268
MIAMISBURG	0	0	61	2	4	26	0	0	0	0	0	93
MIDDLETOWN	0	10	0	96	6	35	0	0	0	0	0	147
MORROW COUNTY*	0	0	0	13	0	5	0	0	0	0	0	18
MOUNT VERNON	0	1	33	0	0	10	0	0	0	0	1	45
NAPOLEON	0	0	9	0	4	4	0	0	0	2	0	19
NEW PHILADELPHIA	1	2	16	9	0	9	1	0	0	1	2	41
NEWTON FALLS	1	2	8	0	0	6	2	0	0	0	0	19
NILES	2	0	50	0	0	3	0	0	0	2	24	81
NORWALK	0	2	31	0	0	11	0	0	0	0	0	44
OAKWOOD	0	0	0	0	0	0	0	0	0	0	0	0
OBERLIN	0	0	16	0	0	17	1	0	0	0	0	34
OREGON	0	0	6	0	0	8	1	0	0	1	0	16
OTTAWA COUNTY	0	1	12	0	1	10	0	0	0	0	1	25
PAINESVILLE	1	2	55	2	4	35	3	0	0	2	8	112
PARMA	2	0	0	148	0	29	0	0	0	1	9	189
PERRYSBURG	1	0	33	0	15	17	1	0	0	1	1	69
PORTAGE COUNTY-KENT	0	2	10	0	2	4	0	0	0	0	1	19
PORTAGE COUNTY-RAV.	0	2	73	0	5	26	0	0	0	2	1	109
PORTSMOUTH	0	8	27	0	1	12	0	0	0	0	3	51
ROCKY RIVER	1	1	39	0	0	27	1	0	0	2	0	71
SANDUSKY	0	11	57	0	4	16	0	0	0	0	0	88
SHAKER HEIGHTS	1	1	31	6	2	21	0	0	0	0	6	68
SHELBY	0	0	0	0	0	0	0	0	0	0	0	0
SIDNEY	0	0	33	0	0	19	0	0	0	0	2	54
SOUTH EUCLID	0	0	15	1	0	15	0	0	0	0	0	31
STEUBENVILLE	0	0	0	0	0	0	0	0	0	0	1	1
STRUTHERS	0	1	11	0	0	2	0	0	0	0	0	14
SYLVANIA	0	1	77	0	0	42	0	0	0	0	0	120
TIFFIN	1	0	26	0	3	7	5	0	0	0	1	43
TOLEDO	3	7	696	0	14	431	21	1	4	6	170	1,353
TOLEDO HOUSING	0	3	204	0	7	98	0	0	0	0	45	357
UPPER SANDUSKY	0	0	6	0	0	1	0	0	0	0	0	7
VAN WERT COUNTY	0	0	6	0	0	4	0	0	0	0	0	10
VANDALIA	0	0	0	69	8	17	0	0	0	0	0	94
VERMILION	0	0	7	0	0	4	0	0	0	0	2	13
WADSWORTH	0	1	19	0	0	11	2	0	0	1	1	35
WARREN	1	9	95	0	4	60	1	0	0	1	0	171
WASHINGTON CH.	0	1	30	0	0	5	0	0	0	0	0	36
WAYNE COUNTY	0	1	10	0	0	21	0	0	0	2	23	57
WILLOUGHBY	0	3	36	0	43	6	1	0	1	2	1	93
XENIA	0	1	38	0	5	21	1	0	0	0	0	66
YOUNGSTOWN	0	0	21	21	0	30	1	0	0	0	14	87
ZANESVILLE	0	2	56	0	0	1	0	0	0	0	5	64
STATEWIDE	50	294	8,987	1,454	515	3,517	165	5	10	194	1,671	16,862

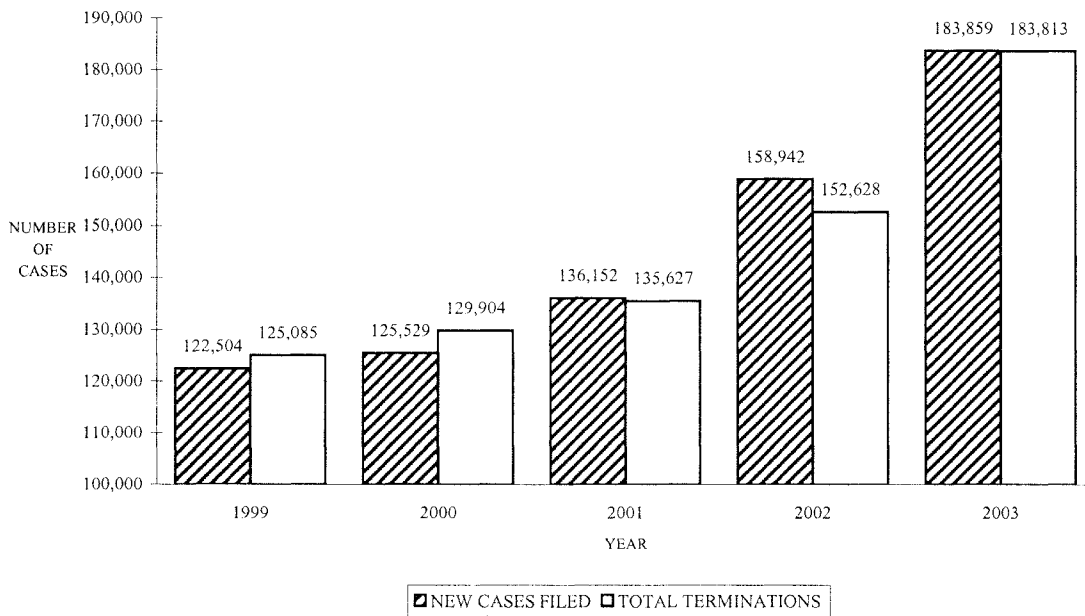
124

* 2003 is the first year for operating as a municipal court
 **October through December data is estimated

MUNICIPAL COURTS-PERSONAL INJURY & PROPERTY DAMAGE CASES
 STATEWIDE NEW CASES FILED AND TOTAL TERMINATIONS COMPARISON
 1999-2003



MUNICIPAL COURTS-CONTRACTS CASES
 STATEWIDE NEW CASES FILED AND TOTAL TERMINATIONS COMPARISON
 1999-2003



MUNICIPAL COURTS
CONTRACTS OVERALL CASELOADS
2003

<i>COURT</i>	<i>CASES PENDING JANUARY 1</i>	<i>NEW FILINGS</i>	<i>REACTIVATIONS AND TRANSFERS</i>	<i>TOTAL CASES</i>	<i>TOTAL TERMIN- ATIONS</i>	<i>CLEARANCE RATE</i>	<i>CASES PENDING DECEMBER 31</i>	<i>CASES PENDING BEYOND TIME GUIDELINES</i>
AKRON	1,727	7,380	263	9,370	7,513	98.3%	1,857	0
ALLIANCE	219	1,156	2	1,377	1,179	101.8%	198	0
ASHLAND	192	699	17	908	688	96.1%	220	0
ASHTABULA	161	788	79	1,028	887	102.3%	141	0
ATHENS COUNTY	168	528	19	715	537	98.2%	178	0
AUGLAIZE COUNTY	177	781	8	966	922	116.9%	44	2
AVON LAKE	96	375	1	472	280	74.5%	192	0
BARBERTON	228	964	12	1,204	898	92.0%	306	4
BEDFORD	469	1,862	136	2,467	1,842	92.2%	625	0
BELLEFONTAINE	167	684	46	897	730	100.0%	167	0
BELLEVUE	41	184	3	228	197	105.3%	31	0
BEREA	1,637	1,554	10	3,201	1,802	115.2%	1,399	0
BOWLING GREEN	287	1,024	8	1,319	1,144	110.9%	175	0
BROWN COUNTY*	31	123	5	159	124	96.9%	35	0
BRYAN	316	1,379	28	1,723	1,470	104.5%	253	0
CAMBRIDGE	130	602	0	732	544	90.4%	188	6
CAMPBELL	40	89	2	131	90	98.9%	41	0
CANTON	1,244	5,593	18	6,855	5,426	96.7%	1,429	5
CELINA	118	498	8	624	494	97.6%	130	2
CHAMPAIGN COUNTY	174	608	9	791	648	105.0%	143	0
CHARDON	241	927	41	1,209	904	93.4%	305	2
CHILLICOTHE	306	1,153	130	1,589	1,170	91.2%	419	0
CIRCLEVILLE	259	1,004	3	1,266	1,028	102.1%	238	0
CLARK COUNTY	742	3,351	19	4,112	3,415	101.3%	697	0
CLERMONT COUNTY	557	1,903	6	2,466	1,820	95.3%	646	20
CLEVELAND	4,785	11,348	948	17,081	9,991	81.3%	7,090	13
CLEVELAND HEIGHTS	91	954	2	1,047	811	84.8%	236	2
CLEVELAND HOUSING	0	0	0	0	0	-	0	0
CLINTON COUNTY	228	712	13	953	712	98.2%	241	0
COLUMBIANA COUNTY	363	1,414	20	1,797	1,301	90.7%	496	6
CONNEAUT	32	191	0	223	189	99.0%	34	0
COSHOCOTON	56	286	4	346	305	105.2%	41	0
CRAWFORD COUNTY	178	720	0	898	742	103.1%	156	0
CUYAHOGA FALLS	965	2,250	12	3,227	2,140	94.6%	1,087	0
DAYTON	2,017	9,206	40	11,263	8,955	96.9%	2,308	0
DEFIANCE	207	666	1	874	741	111.1%	133	0
DELAWARE	276	1,262	40	1,578	1,246	95.7%	332	4
EAST CLEVELAND	173	477	8	658	455	93.8%	203	56
EAST LIVERPOOL	80	337	1	418	310	91.7%	108	2
EATON	176	594	0	770	560	94.3%	210	2
ELYRIA	967	2,126	65	3,158	1,986	90.6%	1,172	0
EUCLID	391	1,260	3	1,654	1,243	98.4%	411	0
FAIRBORN	224	946	25	1,195	935	96.3%	260	0
FAIRFIELD	271	764	17	1,052	691	88.5%	361	2
FINDLAY	285	1,349	25	1,659	1,266	92.1%	393	10
FOSTORIA	86	400	1	487	419	104.5%	68	0
FRANKLIN	168	534	4	706	484	90.0%	222	22
FRANKLIN COUNTY	8,214	20,578	539	29,331	19,021	90.1%	10,310	3,002
FRANKLIN COUNTY ENVIRO.	0	0	0	0	0	-	0	0
FREMONT	128	532	3	663	558	104.3%	105	1
GALLIPOLIS	406	1,810	17	2,233	1,607	88.0%	626	4
GARFIELD HEIGHTS	426	1,481	30	1,937	1,549	102.5%	388	0
GIRARD	195	501	2	698	468	93.0%	230	60
HAMILTON	1,110	2,060	9	3,179	1,883	91.0%	1,296	483
HAMILTON COUNTY	2,180	14,932	441	17,553	15,281	99.4%	2,272	0
HARDIN COUNTY	76	507	0	583	486	95.9%	97	1
HILLSBORO	0	352	3	355	197	55.5%	158	0
HOCKING COUNTY	127	417	5	549	435	103.1%	114	2
HURON	1	0	1	2	1	100.0%	1	0
IRONTON	125	289	0	414	316	109.3%	98	0
JACKSON COUNTY	1	1	0	2	1	100.0%	1	0
KETTERING	389	1,516	21	1,926	1,460	95.0%	466	9
LAKEWOOD	383	942	0	1,325	933	99.0%	392	0

* 2003 is the first year for operating as a municipal court

**October through December data is estimated

MUNICIPAL COURTS
CONTRACTS OVERALL CASELOADS (continued)
2003

COURT	CASES		REACTIVATIONS AND TRANSFERS	TOTAL CASES	TOTAL TERMIN- ATIONS	CLEARANCE RATE	CASES PENDING DECEMBER 31	CASES PENDING BEYOND TIME GUIDELINES
	PENDING JANUARY 1	NEW FILINGS						
LANCASTER	442	1,678	33	2,153	1,736	101.5%	417	3
LAWRENCE COUNTY	106	392	12	510	363	89.9%	147	0
LEBANON	118	214	2	334	219	101.4%	115	36
LICKING COUNTY	465	1,680	40	2,185	1,662	96.6%	523	0
LIMA	858	3,769	60	4,687	3,750	97.9%	937	9
LORAIN**	151	1,728	0	1,879	1,462	84.6%	417	0
LYNDHURST	179	586	0	765	630	107.5%	135	0
MADISON COUNTY	147	648	11	806	596	90.4%	210	0
MANSFIELD	351	489	2	842	500	101.8%	342	0
MARIETTA	465	699	4	1,168	948	134.9%	220	11
MARION	92	473	5	570	472	98.7%	98	0
MARYSVILLE	154	766	10	930	696	89.7%	234	0
MASON	24	105	0	129	90	85.7%	39	0
MASSILLON	499	2,422	15	2,936	2,278	93.5%	658	0
MAUMEE	170	768	3	941	807	104.7%	134	3
MEDINA	183	646	4	833	574	88.3%	259	8
MENTOR	242	848	29	1,119	872	99.4%	247	0
MIAMI	1,528	1,569	672	3,769	3,429	153.0%	340	0
MIAMISBURG	56	190	3	249	194	100.5%	55	0
MIDDLETOWN	464	1,344	47	1,855	1,399	100.6%	456	8
MORROW COUNTY*	178	357	3	538	350	97.2%	188	0
MOUNT VERNON	88	421	2	511	388	91.7%	123	3
NAPOLEON	236	632	0	868	721	114.1%	147	0
NEW PHILADELPHIA	437	884	5	1,326	979	110.1%	347	8
NEWTON FALLS	56	294	5	355	251	83.9%	104	0
NILES	173	516	19	708	509	95.1%	199	7
NORWALK	253	1,266	15	1,534	1,170	91.3%	364	0
OAKWOOD	0	3	0	3	3	100.0%	0	0
OBERLIN	146	564	0	710	532	94.3%	178	1
OREGON	62	323	5	390	330	100.6%	60	0
OTTAWA COUNTY	182	748	0	930	687	91.8%	243	0
PAINESVILLE	383	1,333	62	1,778	1,320	94.6%	458	0
PARMA	240	1,829	103	2,172	1,952	101.0%	220	0
PERRYSBURG	280	847	0	1,127	856	101.1%	271	0
PORTAGE COUNTY-KENT	197	617	5	819	634	101.9%	185	4
PORTAGE COUNTY-RAV.	477	1,490	109	2,076	1,623	101.5%	453	12
PORTSMOUTH	404	1,781	59	2,244	1,514	82.3%	730	7
ROCKY RIVER	333	1,182	27	1,542	1,105	91.4%	437	1
SANDUSKY	325	1,505	15	1,845	1,492	98.2%	353	11
SHAKER HEIGHTS	242	963	39	1,244	966	96.4%	278	0
SHELBY	85	320	0	405	279	87.2%	126	19
SIDNEY	135	917	7	1,059	903	97.7%	156	0
SOUTH EUCLID	104	332	1	437	326	97.9%	111	0
STEBENVILLE	1	0	3	4	1	33.3%	3	0
STRUTHERS	153	346	88	587	417	96.1%	170	64
SYLVANIA	122	801	10	933	799	98.5%	134	0
TIFFIN	90	473	8	571	457	95.0%	114	3
TOLEDO	4,040	12,819	898	17,757	14,132	103.0%	3,625	0
TOLEDO HOUSING	33	33	6	72	58	148.7%	14	0
UPPER SANDUSKY	33	141	1	175	147	103.5%	28	0
VAN WERT COUNTY	125	403	0	528	411	102.0%	117	8
VANDALIA	184	776	9	969	759	96.7%	210	0
VERMILION	76	297	2	375	270	90.3%	105	3
WADSWORTH	27	164	2	193	157	94.6%	36	0
WARREN	560	1,693	74	2,327	1,776	100.5%	551	25
WASHINGTON C.H.	125	391	3	519	421	106.9%	98	1
WAYNE COUNTY	795	1,416	0	2,211	1,354	95.6%	857	120
WILLOUGHBY	423	1,212	14	1,649	1,253	102.2%	396	0
XENIA	231	1,018	18	1,267	1,009	97.4%	258	0
YOUNGSTOWN	1,716	2,788	536	5,040	3,363	101.2%	1,677	0
ZANESVILLE	5	27	1	33	32	114.3%	1	0
STATEWIDE	55,956	183,859	6,279	246,094	183,813	96.7%	62,281	4,097

124

* 2003 is the first year for operating as a municipal court
 **October through December data is estimated

**MUNICIPAL COURTS
CONTRACTS TERMINATIONS
2003**

COURT	JURY TRIAL	COURT TRIAL	DEFAULT HEARING BY JUDGE	DEFAULT HEARING BY MAGISTRATE	DISMISSAL	OTHER DISMISSALS	TRANSFERRED OUT	PRIVATE JUDGE REFERRAL	UNAVAILABILITY OF PARTY	BANKRUPTCY	OTHER TERMINATIONS	TOTAL TERMINATIONS
					FOR WANT OF PROSECUTION					STAY / INTER-LOCUTORY APPEAL		
AKRON	1	55	5,486	0	405	1,180	83	0	1	196	106	7,513
ALLIANCE	1	19	858	0	54	194	6	0	0	42	5	1,179
ASHLAND	0	3	505	0	27	134	1	0	0	13	5	688
ASHTABULA	0	1	544	59	0	127	0	0	2	33	121	887
ATHENS COUNTY	0	0	302	0	24	86	3	0	0	21	101	537
AUGLAIZE COUNTY	1	1	559	0	0	58	0	1	4	6	292	922
AVON LAKE	2	5	146	0	1	112	3	0	0	0	11	280
BARBERTON	4	30	616	0	3	199	9	0	1	28	8	898
BEDFORD	2	46	1,222	30	21	411	27	0	3	60	20	1,842
BELLEFONTAINE	0	0	612	2	21	69	1	0	0	25	0	730
BELLEVUE	0	4	161	0	5	21	0	0	1	4	1	197
BEREA	0	0	459	0	0	267	26	0	0	0	1,050	1,802
BOWLING GREEN	0	1	912	0	12	153	3	0	1	20	42	1,144
BROWN COUNTY*	1	3	81	0	0	33	0	0	0	6	0	124
BRYAN	0	9	1,123	0	51	251	0	0	6	16	14	1,470
CAMBRIDGE	0	6	395	1	0	129	0	0	3	9	1	544
CAMPBELL	1	8	51	0	0	27	0	0	0	3	0	90
CANTON	0	44	4,298	3	160	732	12	0	0	15	162	5,426
CELINA	0	32	337	0	3	108	1	0	0	13	0	494
CHAMPAIGN COUNTY	0	0	472	2	23	76	0	0	0	19	56	648
CHARDON	0	11	455	0	36	220	15	0	0	30	137	904
CHILLICOTHE	0	39	712	76	0	296	4	0	9	29	5	1,170
CIRCLEVILLE	3	34	779	2	0	188	2	0	0	17	3	1,028
CLARK COUNTY	0	97	2,681	1	88	503	0	0	0	36	9	3,415
CLERMONT COUNTY	0	51	1,275	18	65	404	6	0	0	0	1	1,820
CLEVELAND	0	81	40	6,736	528	1,273	18	0	0	321	994	9,991
CLEVELAND HEIGHTS	0	14	497	37	21	226	1	0	0	12	3	811
CLEVELAND HOUSING	0	0	0	0	0	0	0	0	0	0	0	0
CLINTON COUNTY	0	27	564	0	0	119	0	0	0	0	2	712
COLUMBIANA COUNTY	0	15	1,026	0	33	184	9	0	1	3	30	1,301
CONNEAUT	0	3	140	0	3	38	0	0	0	5	0	189
COSHOCTON	0	2	205	0	8	68	0	0	0	9	13	305
CRAWFORD COUNTY	0	0	738	0	0	4	0	0	0	0	0	742
CUYAHOGA FALLS	0	72	1,362	0	86	266	0	0	1	2	351	2,140
DAYTON	0	55	6,903	1	443	1,103	0	0	0	93	357	8,955
DEFIANCE	1	64	517	0	28	113	0	0	0	16	2	741
DELAWARE	0	19	220	601	74	249	0	0	0	28	55	1,246
EAST CLEVELAND	0	12	164	235	0	35	0	0	0	2	7	455
EAST LIVERPOOL	10	2	226	0	12	45	11	0	0	3	1	310
EATON	0	1	429	0	0	118	0	0	0	11	1	560
ELYRIA	0	0	0	1,146	26	495	1	0	0	92	226	1,986
EUCLID	3	60	945	0	31	204	0	0	0	0	0	1,243
FAIRBORN	0	0	632	0	55	171	3	0	0	27	47	935
FAIRFIELD	3	6	23	425	31	128	0	4	2	8	61	691
FINDLAY	0	5	846	0	20	347	6	0	0	21	21	1,266
FOSTORIA	0	1	338	0	7	48	2	0	0	8	15	419
FRANKLIN	0	0	8	397	0	77	0	0	0	0	2	484
FRANKLIN COUNTY	5	112	13,699	10	90	3,112	44	4	3	483	1,459	19,021
FRANKLIN COUNTY ENVIRO.	0	0	0	0	0	0	0	0	0	0	0	0
FREMONT	0	2	412	0	17	93	0	0	0	6	28	558
GALLIPOLIS	0	6	1,297	0	66	205	1	0	6	26	0	1,607
GARFIELD HEIGHTS	0	2	1,180	2	7	307	5	0	3	41	2	1,549
GIRARD	1	8	346	3	17	52	8	0	0	11	22	468
HAMILTON	1	7	1,547	1	0	306	7	0	0	0	14	1,883
HAMILTON COUNTY	2	57	13,742	0	1,223	0	154	0	0	48	55	15,281
HARDIN COUNTY	1	25	374	0	12	61	1	0	0	12	0	486
HILLSBORO	0	0	174	0	2	19	0	0	0	0	2	197
HOCKING COUNTY	5	0	325	0	4	98	0	0	0	0	3	435
HURON	0	0	1	0	0	0	0	0	0	0	0	1
IRONTON	0	9	243	7	2	53	0	0	1	1	0	316
JACKSON COUNTY	0	0	1	0	0	0	0	0	0	0	0	1
KETTERING	0	0	1,138	0	59	215	0	0	0	28	20	1,460
LAKEWOOD	0	57	609	0	22	151	2	0	2	19	71	933

* 2003 is the first year for operating as a municipal court
**October through December data is estimated

MUNICIPAL COURTS
CONTRACTS TERMINATIONS (continued)
2003

COURT	JURY TRIAL	COURT TRIAL	DEFAULT HEARING BY JUDGE	DISMISSAL			TRANS-FERRED OUT	PRIVATE JUDGE REFERRAL	UNAVAIL-ABILITY OF PARTY	BANKRUPTCY STAY/INTER-LOCUTORY APPEAL	OTHER TERMINATIONS	TOTAL TERMINATIONS
				DEFAULT HEARING BY MAGISTRATE	FOR WANT OF PROSECUTION	OTHER DISMISSALS						
LANCASTER	0	48	1,315	3	0	317	7	0	0	43	3	1,736
LAWRENCE COUNTY	2	1	296	0	6	46	1	0	0	10	1	363
LEBANON	0	0	158	3	43	9	0	0	0	4	2	219
LICKING COUNTY	1	6	1,204	0	117	258	2	0	0	67	7	1,662
LIMA	0	14	2,788	33	59	648	3	0	0	94	111	3,750
LORAIN**	0	0	0	876	33	424	33	0	0	96	0	1,462
LYNDHURST	0	49	358	1	24	170	0	0	0	10	18	630
MADISON COUNTY	0	17	428	1	0	136	1	0	0	13	0	596
MANSFIELD	0	5	13	271	2	34	0	0	0	2	173	500
MARIETTA	0	6	342	0	12	210	0	0	0	5	373	948
MARION	0	1	354	0	0	61	0	0	0	12	44	472
MARYSVILLE	2	7	520	0	41	125	0	0	0	1	0	696
MASON	0	0	64	1	24	0	0	0	0	1	0	90
MASSILLON	0	2	1,807	0	56	356	1	0	0	51	5	2,278
MAUMEE	0	4	560	0	16	206	4	0	0	7	10	807
MEDINA	0	0	364	11	28	139	3	0	0	29	0	574
MENTOR	1	8	501	2	0	293	8	1	1	20	37	872
MIAMI	0	3	913	8	0	510	8	3	2	129	1,853	3,429
MIAMISBURG	0	0	144	4	16	23	1	0	0	4	2	194
MIDDLETOWN	0	89	0	922	118	249	4	0	0	17	0	1,399
MORROW COUNTY*	0	2	0	277	5	59	7	0	0	0	0	350
MOUNT VERNON	0	3	315	0	8	50	0	0	0	10	2	388
NAPOLEON	0	5	586	0	103	15	1	0	0	11	0	721
NEW PHILADELPHIA	0	22	257	430	0	189	2	0	3	35	41	979
NEWTON FALLS	5	9	169	0	12	49	0	0	1	6	0	251
NILES	0	9	387	0	15	0	0	1	0	14	83	509
NORWALK	0	17	907	0	45	177	3	0	0	19	2	1,170
OAKWOOD	0	0	0	0	1	0	1	0	0	0	1	3
OBERLIN	1	0	362	5	2	160	2	0	0	0	0	532
OREGON	0	0	260	0	0	65	0	0	0	3	2	330
OTTAWA COUNTY	1	3	511	0	24	117	0	0	1	5	25	687
PAINESVILLE	0	20	727	7	59	357	6	0	1	44	99	1,320
PARMA	0	10	13	1,638	7	192	0	0	0	3	89	1,952
PERRYSBURG	1	2	607	0	198	22	2	0	0	14	10	856
PORTAGE COUNTY-KENT	1	17	371	1	60	115	0	0	0	17	52	634
PORTAGE COUNTY-RAV.	0	41	1,012	0	79	387	36	0	2	38	28	1,623
PORTSMOUTH	0	90	1,119	13	52	151	2	0	1	26	60	1,514
ROCKY RIVER	0	19	621	0	61	373	17	0	0	13	1	1,105
SANDUSKY	1	63	1,224	1	29	148	2	0	1	21	2	1,492
SHAKER HEIGHTS	0	3	551	62	28	266	1	0	0	34	21	966
SHELBY	3	0	234	0	0	41	0	0	0	0	1	279
SIDNEY	0	8	690	0	0	163	0	1	0	33	8	903
SOUTH EUCLID	0	3	186	0	7	108	1	0	0	13	8	326
STUEBENVILLE	0	0	0	0	0	1	0	0	0	0	0	1
STRUTHERS	1	19	326	1	0	54	3	0	0	8	5	417
SYLVANIA	0	14	591	0	0	194	0	0	0	0	0	799
TIFFIN	1	1	329	0	11	63	5	0	0	13	34	457
TOLEDO	2	17	10,427	0	122	2,596	66	0	15	116	771	14,132
TOLEDO HOUSING	0	0	16	0	2	18	0	0	0	0	22	58
UPPER SANDUSKY	1	0	108	0	18	13	0	0	0	6	1	147
VAN WERT COUNTY	1	0	281	0	0	129	0	0	0	0	0	411
VANDALIA	0	0	0	519	51	163	0	0	0	26	0	759
VERMILION	0	16	177	0	3	42	0	0	0	5	27	270
WADSWORTH	0	2	106	0	0	32	0	0	0	6	11	157
WARREN	0	62	1,256	12	55	343	7	0	1	39	1	1,776
WASHINGTON C.H.	0	13	360	0	0	25	0	0	0	22	1	421
WAYNE COUNTY	0	26	146	67	2	386	0	0	0	66	661	1,354
WILLOUGHBY	0	14	489	0	445	108	13	3	0	26	155	1,253
XENIA	0	4	744	0	58	164	0	0	0	19	20	1,009
YOUNGSTOWN	0	6	1,019	1,233	3	985	0	0	0	1	116	3,363
ZANESVILLE	0	1	25	0	0	0	1	0	0	0	5	32
STATEWIDE	73	2,024	115,590	16,197	6,086	28,695	729	18	79	3,304	11,018	183,813

124

* 2003 is the first year for operating as a municipal court
**October through December data is estimated

MUNICIPAL COURTS
F.E.D. OVERALL CASELOADS
2003

<i>COURT</i>	<i>CASES PENDING JANUARY 1</i>	<i>NEW FILINGS</i>	<i>REACTIVATIONS AND TRANSFERS</i>	<i>TOTAL CASES</i>	<i>TOTAL TERMIN- ATIONS</i>	<i>CLEARANCE RATE</i>	<i>CASES PENDING DECEMBER 31</i>	<i>CASES PENDING BEYOND TIME GUIDELINES</i>
AKRON	1,513	3,787	55	5,355	3,819	99.4%	1,536	10
ALLIANCE	144	249	2	395	290	115.5%	105	2
ASHLAND	56	136	1	193	131	95.6%	62	2
ASHTABULA	54	216	2	272	244	111.9%	28	4
ATHENS COUNTY	26	126	2	154	134	104.7%	20	2
AUGLAIZE COUNTY	44	150	23	217	188	108.7%	29	23
AVON LAKE	18	113	0	131	113	100.0%	18	1
BARBERTON	245	638	2	885	631	98.6%	254	8
BEDFORD	94	1,550	7	1,651	1,534	98.5%	117	0
BELLEFONTAINE	148	246	13	407	258	99.6%	149	108
BELLEVUE	10	31	0	41	37	119.4%	4	0
BEREA	241	529	7	777	656	122.4%	121	48
BOWLING GREEN	54	240	1	295	200	83.0%	95	9
BROWN COUNTY*	10	141	2	153	134	93.7%	19	1
BRYAN	51	157	0	208	157	100.0%	51	1
CAMBRIDGE	19	82	0	101	91	111.0%	10	0
CAMPBELL	11	81	0	92	88	108.6%	4	0
CANTON	663	1,870	5	2,538	1,867	99.6%	671	16
CELINA	18	116	0	134	128	110.3%	6	10
CHAMPAIGN COUNTY	23	150	3	176	146	95.4%	30	0
CHARDON	22	180	0	202	181	100.6%	21	1
CHILLICOTHE	285	389	5	679	392	99.5%	287	2
CIRCLEVILLE	18	260	2	280	264	100.8%	16	0
CLARK COUNTY	1,404	1,218	0	2,622	842	69.1%	1,780	1
CLERMONT COUNTY	194	1,960	2	2,156	1,988	101.3%	168	9
CLEVELAND	0	0	0	0	0	-	0	0
CLEVELAND HEIGHTS	130	320	0	450	344	107.5%	106	95
CLEVELAND HOUSING	2,615	10,376	0	12,991	10,749	103.6%	2,242	362
CLINTON COUNTY	85	325	5	415	318	96.4%	97	0
COLUMBIANA COUNTY	33	258	1	292	245	94.6%	47	5
CONNEAUT	9	66	0	75	68	103.0%	7	0
COSHOCTON	20	109	0	129	106	97.2%	23	1
CRAWFORD COUNTY	33	218	0	251	232	106.4%	19	7
CUYAHOGA FALLS	409	776	2	1,187	740	95.1%	447	13
DAYTON	1,901	2,708	5	4,614	2,746	101.2%	1,868	3
DEFIANCE	19	144	0	163	112	77.8%	51	1
DELAWARE	88	522	7	617	502	94.9%	115	3
EAST CLEVELAND	72	891	120	1,083	787	77.8%	296	0
EAST LIVERPOOL	8	82	1	91	81	97.6%	10	0
EATON	29	90	0	119	103	114.4%	16	3
ELYRIA	373	949	14	1,336	998	103.6%	338	6
EUCLID	117	937	0	1,054	804	85.8%	250	2
FAIRBORN	217	457	2	676	447	97.4%	229	8
FAIRFIELD	74	548	7	629	545	98.2%	84	2
FINDLAY	78	339	2	419	334	97.9%	85	85
FOSTORIA	48	84	0	132	93	110.7%	39	1
FRANKLIN	13	227	2	242	230	100.4%	12	2
FRANKLIN COUNTY	32,323	17,404	162	49,889	7,581	43.2%	42,308	31,082
FRANKLIN CO. ENVIRO.	0	0	0	0	0	-	0	0
FREMONT	24	110	3	137	115	101.8%	22	1
GALLIPOLIS	21	77	1	99	71	91.0%	28	0
GARFIELD HEIGHTS	84	351	10	445	368	101.9%	77	1
GIRARD	69	232	2	303	212	90.6%	91	42
HAMILTON	240	1,610	1	1,851	1,612	100.1%	239	31
HAMILTON COUNTY	10,433	14,907	64	25,404	15,745	105.2%	9,659	103
HARDIN COUNTY	16	89	0	105	94	105.6%	11	9
HILLSBORO	24	185	2	211	183	97.9%	28	12
HOCKING COUNTY	47	64	0	111	105	164.1%	6	0
HURON	0	50	0	50	48	96.0%	2	0
IRONTON	8	145	0	153	135	93.1%	18	0
JACKSON COUNTY	14	124	0	138	119	96.0%	19	0
KETTERING	125	216	1	342	211	97.2%	131	5
LAKEWOOD	156	672	66	894	650	88.1%	244	91

* 2003 is the first year for operating as a municipal court
**October through December data is estimated

MUNICIPAL COURTS
F.E.D. OVERALL CASELOADS (continued)
2003

<i>COURT</i>	<i>CASES PENDING JANUARY 1</i>	<i>NEW FILINGS</i>	<i>REACTIVATIONS AND TRANSFERS</i>	<i>TOTAL CASES</i>	<i>TOTAL TERMIN- ATIONS</i>	<i>CLEARANCE RATE</i>	<i>CASES PENDING DECEMBER 31</i>	<i>CASES PENDING BEYOND TIME GUIDELINES</i>
LANCASTER (Fairfield Co.)	178	659	31	868	657	95.2%	211	211
LAWRENCE COUNTY	16	195	4	215	199	100.0%	16	0
LEBANON	28	281	0	309	274	97.5%	35	7
LICKING COUNTY	360	774	16	1,150	849	107.5%	301	3
LIMA	69	770	10	849	729	93.5%	120	3
LORAIN**	249	1,117	0	1,366	850	76.1%	516	0
LYNDHURST	51	317	0	368	290	91.5%	78	0
MADISON COUNTY	17	174	0	191	167	96.0%	24	21
MANSFIELD	1,023	1,001	3	2,027	838	83.5%	1,189	12
MARIETTA	85	180	0	265	215	119.4%	50	11
MARION	183	675	0	858	682	101.0%	176	2
MARYSVILLE	51	237	1	289	250	105.0%	39	0
MASON	41	271	0	312	286	105.5%	26	3
MASSILLON	376	584	7	967	552	93.4%	415	11
MAUMEE	14	83	0	97	67	80.7%	30	22
MEDINA	141	473	3	617	476	100.0%	141	5
MENTOR	23	234	2	259	223	94.5%	36	4
MIAMI	1,782	528	687	2,997	2,856	235.1%	141	10
MIAMISBURG	295	697	10	1,002	697	98.6%	305	305
MIDDLETOWN	293	1,788	31	2,112	1,844	101.4%	268	12
MORROW COUNTY*	100	87	0	187	65	74.7%	122	99
MOUNT VERNON	40	137	6	183	141	98.6%	42	4
NAPOLEON	119	108	0	227	155	143.5%	72	1
NEW PHILADELPHIA	77	335	3	415	344	101.8%	71	1
NEWTON FALLS	30	110	0	140	92	83.6%	48	1
NILES	43	254	0	297	232	91.3%	65	51
NORWALK	20	343	1	364	322	93.6%	42	2
OAKWOOD	0	6	0	6	6	100.0%	0	0
OBERLIN	38	132	0	170	123	93.2%	47	1
OREGON	7	69	0	76	67	97.1%	9	0
OTTAWA COUNTY	60	78	0	138	72	92.3%	66	2
PAINESVILLE	79	363	8	450	369	99.5%	81	11
PARMA	22	1,139	0	1,161	1,089	95.6%	72	17
PERRYSBURG	138	406	0	544	419	103.2%	125	19
PORTAGE CO. - KENT	76	330	2	408	317	95.5%	91	10
PORTAGE CO. - RAV.	179	676	16	871	687	99.3%	184	21
PORTSMOUTH	79	490	16	585	478	94.5%	107	105
ROCKY RIVER	64	415	0	479	409	98.6%	70	3
SANDUSKY	154	309	2	465	356	114.5%	109	3
SHAKER HEIGHTS	74	282	7	363	239	82.7%	124	24
SHELBY	37	84	1	122	63	74.1%	59	5
SIDNEY	24	295	3	322	295	99.0%	27	5
SOUTH EUCLID	18	57	0	75	67	117.5%	8	0
STEBENVILLE	22	125	0	147	124	99.2%	23	0
STRUTHERS	18	71	6	95	75	97.4%	20	7
SYLVANIA	95	430	42	567	476	100.8%	91	85
TIFFIN	61	112	0	173	132	117.9%	41	49
TOLEDO	0	0	0	0	0	-	0	1
TOLEDO HOUSING	1,928	5,474	110	7,512	5,233	93.7%	2,279	127
UPPER SANDUSKY	2	46	1	49	40	85.1%	9	0
VAN WERT COUNTY	19	72	0	91	76	105.6%	15	1
VANDALIA	80	742	16	838	748	98.7%	90	0
VERMILION	25	90	2	117	99	107.6%	18	4
WADSWORTH	23	130	2	155	129	97.7%	26	1
WARREN	350	959	9	1,318	993	102.6%	325	325
WASHINGTON CH.	60	167	0	227	158	94.6%	69	0
WAYNE COUNTY	197	576	0	773	588	102.1%	185	34
WILLOUGHBY	96	506	10	612	552	107.0%	60	6
XENIA	65	223	1	289	214	95.5%	75	0
YOUNGSTOWN	119	865	3	987	856	98.6%	131	13
ZANESVILLE	10	340	5	355	352	102.0%	3	0
STATEWIDE	65,243	99,748	1,691	166,682	92,599	91.3%	74,083	33,914

124

* 2003 is the first year for operating as a municipal court
**October through December data is estimated

MUNICIPAL COURTS
F.E.D. TERMINATIONS
2003

COURT	JURY TRIAL	COURT TRIAL	DEFAULT HEARING BY JUDGE	DEFAULT HEARING BY MAGISTRATE	FOR WANT OF PROSECUTION	OTHER DISMISSALS	TRANSFERRED OUT	PRIVATE JUDGE REFERRAL	UNAVAILABLE ABILITY OF PARTY	BANKRUPTCY		TOTAL TERMINATIONS
										STAY/INTER-LOCUTORY APPEAL	OTHER TERMINATIONS	
AKRON	0	0	718	915	1,792	294	8	0	0	8	84	3,819
ALLIANCE	0	6	85	0	125	66	0	0	0	1	7	290
ASHLAND	0	2	33	0	35	61	0	0	0	0	0	131
ASHTABULA	0	0	101	1	0	93	18	0	0	0	31	244
ATHENS COUNTY	0	0	92	0	13	11	1	0	0	1	16	134
AUGLAIZE COUNTY	0	0	43	0	0	24	3	0	0	0	118	188
AVON LAKE	0	4	46	0	0	63	0	0	0	0	0	113
BARBERTON	3	18	402	2	43	159	1	0	0	3	0	631
BEDFORD	0	0	875	9	11	627	1	0	0	1	10	1,534
BELLEFONTAINE	0	0	91	0	104	63	0	0	0	0	0	258
BELLEVUE	0	0	18	0	2	17	0	0	0	0	0	37
BEREA	0	1	4	6	0	220	21	0	0	0	404	656
BOWLING GREEN	0	2	86	36	3	71	1	0	0	1	0	200
BROWN COUNTY*	0	1	90	9	0	34	0	0	0	0	0	134
BRYAN	0	0	115	0	4	38	0	0	0	0	0	157
CAMBRIDGE	0	0	1	58	0	32	0	0	0	0	0	91
CAMPBELL	0	0	48	0	0	39	0	0	0	1	0	88
CANTON	0	59	332	399	859	186	0	0	0	0	32	1,867
CELINA	0	79	0	0	0	35	0	0	0	0	14	128
CHAMPAIGN COUNTY	0	0	15	78	5	34	3	0	0	2	9	146
CHARDON	0	6	118	0	4	42	3	0	0	1	7	181
CHILLICOTHE	0	0	7	157	0	225	2	0	1	0	0	392
CIRCLEVILLE	0	0	2	159	0	99	1	0	0	2	1	264
CLARK COUNTY	0	1	1	181	369	286	0	0	0	4	0	842
CLERMONT COUNTY	0	4	1,208	64	72	635	4	0	0	0	1	1,988
CLEVELAND	0	0	0	0	0	0	0	0	0	0	0	0
CLEVELAND HEIGHTS	0	9	43	86	121	81	0	0	0	0	4	344
CLEVELAND HOUSING	0	129	0	3,317	3,998	1,298	0	0	0	3	2,004	10,749
CLINTON COUNTY	0	0	165	1	0	151	1	0	0	0	0	318
COLUMBIANA COUNTY	0	2	160	0	0	80	2	0	0	0	1	245
CONNEAUT	0	0	50	0	0	18	0	0	0	0	0	68
COSHOCOTON	0	0	79	0	7	15	2	0	0	2	1	106
CRAWFORD COUNTY	0	0	206	0	0	26	0	0	0	0	0	232
CUYAHOGA FALLS	0	12	5	234	194	234	0	0	0	0	61	740
DAYTON	0	0	469	7	1,909	312	44	0	0	2	3	2,746
DEFIANCE	0	4	65	1	6	34	0	0	0	1	1	112
DELAWARE	0	3	9	118	153	191	16	0	0	4	8	502
EAST CLEVELAND	0	2	2	707	0	60	1	0	0	0	15	787
EAST LIVERPOOL	0	0	47	0	20	13	1	0	0	0	0	81
EATON	0	1	46	0	0	53	0	0	0	0	3	103
ELYRIA	0	0	0	370	142	461	1	0	0	6	18	998
EUCLID	0	4	439	2	11	344	4	0	0	0	0	804
FAIRBORN	0	0	62	0	253	120	2	0	0	2	8	447
FAIRFIELD	0	0	1	138	4	350	0	0	0	1	51	545
FINDLAY	0	190	3	0	34	103	0	0	0	4	0	334
FOSTORIA	0	2	22	0	39	28	0	0	0	1	1	93
FRANKLIN	0	0	0	166	0	64	0	0	0	0	0	230
FRANKLIN COUNTY	0	31	2,004	1,685	23	3,506	22	3	0	39	268	7,581
FRANKLIN CO. ENVIRO.	0	0	0	0	0	0	0	0	0	0	0	0
FREMONT	0	0	45	0	13	49	0	1	0	0	7	115
GALLIPOLIS	0	0	49	9	1	11	1	0	0	0	0	71
GARFIELD HEIGHTS	0	2	13	170	69	110	1	0	0	3	0	368
GIRARD	0	0	2	93	39	69	9	0	0	0	0	212
HAMILTON	0	0	1	464	650	489	0	0	0	0	8	1,612
HAMILTON COUNTY	1	14	6,600	0	9,110	0	9	0	0	2	9	15,745
HARDIN COUNTY	0	59	0	0	6	29	0	0	0	0	0	94
HILLSBORO	0	6	88	0	42	45	0	0	1	0	1	183
HOCKING COUNTY	0	0	81	0	1	22	0	0	0	0	1	105
HURON	0	0	27	0	0	21	0	0	0	0	0	48
IRONTON	0	2	3	107	1	22	0	0	0	0	0	135
JACKSON COUNTY	0	1	68	0	0	43	0	0	0	0	7	119
KETTERING	0	0	66	1	94	46	1	0	0	2	1	211
LAKEWOOD	0	221	84	0	3	339	1	0	0	2	0	650

* 2003 is the first year for operating as a municipal court
 **October through December data is estimated

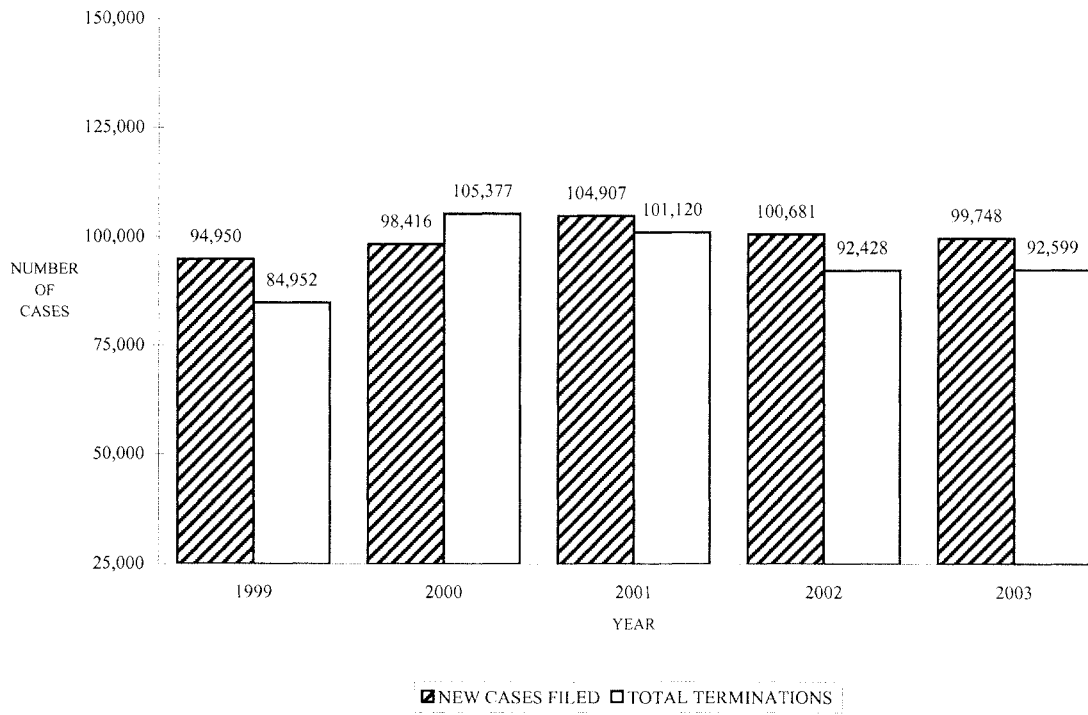
MUNICIPAL COURTS
F.E.D. TERMINATIONS (continued)
2003

<u>COURT</u>	<u>JURY TRIAL</u>	<u>COURT TRIAL</u>	<u>DEFAULT HEARING BY JUDGE</u>	<u>DEFAULT HEARING BY MAGISTRATE</u>	<u>FOR WANT OF PROSECUTION</u>	<u>OTHER DISMISSALS</u>	<u>TRANSFERRED OUT</u>	<u>PRIVATE JUDGE REFERRAL</u>	<u>UNAVAILABILITY OF PARTY</u>	<u>STAY / INTER-LOCUTORY APPEAL</u>	<u>OTHER TERMINATIONS</u>	<u>TOTAL TERMINATIONS</u>
LANCASTER (Fairfield Co.)	2	230	42	0	0	361	3	0	0	5	14	657
LAWRENCE COUNTY	0	4	89	79	0	25	1	0	0	1	0	199
LEBANON	0	0	7	184	75	5	0	0	0	0	3	274
LICKING COUNTY	0	4	150	0	430	235	10	0	0	9	11	849
LIMA	0	0	7	713	0	3	0	0	0	1	5	729
LORAIN**	0	0	0	45	182	612	8	0	0	3	0	850
LYNDHURST	0	0	107	14	20	149	0	0	0	0	0	290
MADISON COUNTY	0	105	0	0	0	53	8	0	0	1	0	167
MANSFIELD	0	2	1	61	12	140	0	0	0	2	620	838
MARIETTA	0	37	18	0	7	137	1	0	0	1	14	215
MARION	0	0	275	0	0	238	0	0	0	0	169	682
MARYSVILLE	0	1	87	30	22	106	0	0	0	0	4	250
MASON	0	0	21	82	180	0	0	0	0	2	1	286
MASSILLON	0	0	167	16	202	153	2	0	0	12	0	552
MAUMEE	0	7	8	0	13	36	1	0	0	2	0	67
MEDINA	0	0	50	128	91	186	1	0	0	19	1	476
MENTOR	0	2	112	0	0	109	0	0	0	0	0	223
MIAMI	0	2	246	7	0	772	1	0	2	7	1819	2,856
MIAMISBURG	2	44	51	0	366	230	1	0	0	3	0	697
MIDDLETOWN	0	8	0	977	92	761	0	0	0	6	0	1,844
MORROW COUNTY*	0	27	14	0	0	19	0	0	0	0	5	65
MOUNT VERNON	0	0	75	0	33	33	0	0	0	0	0	141
NAPOLEON	0	1	33	0	116	5	0	0	0	0	0	155
NEW PHILADELPHIA	0	5	11	162	0	156	0	0	1	1	8	344
NEWTON FALLS	0	5	27	1	15	43	0	0	0	1	0	92
NILES	0	35	109	0	21	0	0	0	0	1	66	232
NORWALK	0	3	218	0	13	84	2	0	0	2	0	322
OAKWOOD	0	3	3	0	0	0	0	0	0	0	0	6
OBERLIN	0	0	28	2	1	91	1	0	0	0	0	123
OREGON	0	0	25	0	0	42	0	0	0	0	0	67
OTTAWA COUNTY	0	0	41	0	9	19	0	0	0	1	2	72
PAINESVILLE	1	18	213	3	16	112	1	0	0	1	4	369
PARMA	0	3	4	2	0	17	1,057	0	0	0	6	1,089
PERRYSBURG	0	0	81	0	331	2	0	0	0	4	1	419
PORTAGE CO. - KENT	0	9	95	8	82	116	4	0	0	1	2	317
PORTAGE CO. - RAV.	0	15	163	29	166	291	15	0	0	8	0	687
PORTSMOUTH	0	384	21	8	1	44	17	0	0	0	3	478
ROCKY RIVER	0	0	106	55	57	190	0	0	0	0	1	409
SANDUSKY	0	1	20	265	12	55	0	0	0	3	0	356
SHAKER HEIGHTS	0	0	24	38	62	106	0	0	0	7	2	239
SHELBY	0	0	39	0	0	24	0	0	0	0	0	63
SIDNEY	0	3	206	0	0	85	0	0	0	1	0	295
SOUTH EUCLID	0	1	1	29	2	32	1	0	0	1	0	67
STEUBENVILLE	0	1	92	0	0	31	0	0	0	0	0	124
STRUTHERS	0	0	54	0	0	21	0	0	0	0	0	75
SYLVANIA	0	91	84	0	0	301	0	0	0	0	0	476
TIFFIN	5	96	2	1	9	9	0	0	0	0	10	132
TOLEDO	0	0	0	0	0	0	0	0	0	0	0	0
TOLEDO HOUSING	0	10	261	3,496	412	794	2	0	0	6	252	5,233
UPPER SANDUSKY	0	0	29	0	6	4	0	0	0	0	1	40
VAN WERT COUNTY	0	0	26	0	0	50	0	0	0	0	0	76
VANDALIA	0	0	0	540	22	184	0	0	0	2	0	748
VERMILION	0	28	34	0	5	30	0	0	0	0	2	99
WADSWORTH	0	1	64	0	0	50	0	0	0	0	14	129
WARREN	0	754	0	0	20	219	0	0	0	0	0	993
WASHINGTON CH.	0	1	128	0	0	29	0	0	0	0	0	158
WAYNE COUNTY	0	1	24	175	0	269	0	0	0	4	115	588
WILLOUGHBY	0	3	239	0	289	12	1	0	0	7	1	552
XENIA	0	1	69	0	93	49	0	0	0	1	1	214
YOUNGSTOWN	0	1	0	675	10	133	0	0	0	0	37	856
ZANESVILLE	0	0	259	0	0	82	0	0	0	0	11	352
STATEWIDE	14	2,824	19,895	17,575	23,879	20,435	1,323	4	5	225	6,420	92,599

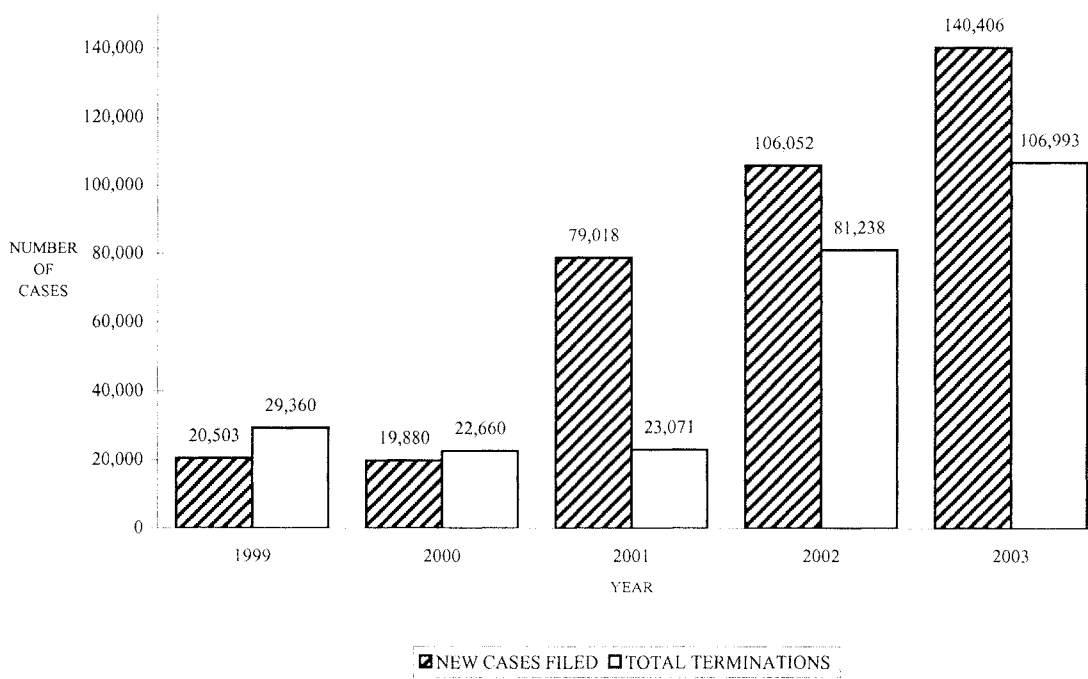
124

* 2003 is the first year for operating as a municipal court
 **October through December data is estimated

MUNICIPAL COURTS-F.E.D. CASES
 STATEWIDE NEW CASES FILED AND TOTAL TERMINATIONS COMPARISON
 1999-2003



MUNICIPAL COURTS-OTHER CIVIL CASES
 STATEWIDE NEW CASES FILED AND TOTAL TERMINATIONS COMPARISON
 1999-2003



MUNICIPAL COURTS
OTHER CIVIL OVERALL CASELOADS
2003

<i>COURT</i>	<i>CASES PENDING JANUARY 1</i>	<i>NEW FILINGS</i>	<i>REACTIVATIONS AND TRANSFERS</i>	<i>TOTAL CASES</i>	<i>TOTAL TERMIN- ATIONS</i>	<i>CLEARANCE RATE</i>	<i>CASES PENDING DECEMBER 31</i>	<i>CASES PENDING BEYOND TIME GUIDELINES</i>
AKRON	51	262	12	325	261	95.3%	64	0
ALLIANCE	2	10	1	13	10	90.9%	3	0
ASHLAND	3	24	0	27	24	100.0%	3	0
ASHTABULA	41	75	2	118	86	111.7%	32	0
ATHENS COUNTY	1	12	2	15	7	50.0%	8	0
AUGLAIZE COUNTY	47	2	7	56	56	622.2%	0	0
AVON LAKE	6	24	0	30	15	62.5%	15	0
BARBERTON	2	32	0	34	26	81.3%	8	0
BEDFORD	3	15	3	21	13	72.2%	8	0
BELLEFONTAINE	6	38	6	50	43	97.7%	7	0
BELLEVUE	2	4	3	9	9	128.6%	0	0
BEREA	49	58	0	107	92	158.6%	15	0
BOWLING GREEN	5	41	0	46	35	85.4%	11	0
BROWN COUNTY*	171	514	18	703	525	98.7%	178	8
BRYAN	2	10	5	17	16	106.7%	1	0
CAMBRIDGE	2	11	0	13	13	118.2%	0	0
CAMPBELL	0	5	0	5	5	100.0%	0	0
CANTON	0	43	0	43	43	100.0%	0	0
CELINA	1	14	22	37	31	86.1%	6	0
CHAMPAIGN COUNTY	6	17	0	23	21	123.5%	2	0
CHARDON	7	17	0	24	15	88.2%	9	0
CHILLICOTHE	28	30	1	59	38	122.6%	21	0
CIRCLEVILLE	5	13	0	18	16	123.1%	2	0
CLARK COUNTY	12	15	0	27	7	46.7%	20	0
CLERMONT COUNTY	236	876	4	1,116	797	90.6%	319	14
CLEVELAND	194	4,663	27	4,884	4,653	99.2%	231	0
CLEVELAND HEIGHTS	8	50	0	58	55	110.0%	3	0
CLEVELAND HOUSING	123	189	0	312	198	104.8%	114	3
CLINTON COUNTY	4	14	0	18	14	100.0%	4	0
COLUMBIANA COUNTY	4	11	0	15	15	136.4%	0	0
CONNEAUT	2	5	0	7	7	140.0%	0	0
COSHOCTON	1	29	2	32	24	77.4%	8	0
CRAWFORD COUNTY	6	44	0	50	44	100.0%	6	0
CUYAHOGA FALLS	24	122	0	146	115	94.3%	31	0
DAYTON	94	67	725	886	779	98.4%	107	0
DEFIANCE	4	60	0	64	56	93.3%	8	0
DELAWARE	1	28	1	30	29	100.0%	1	0
EAST CLEVELAND	0	4	4	8	4	50.0%	0	0
EAST LIVERPOOL	5	6	0	11	11	183.3%	0	0
EATON	4	8	0	12	8	100.0%	4	2
ELYRIA	11	54	25	90	70	88.6%	20	0
EUCLID	5	28	0	33	28	100.0%	5	0
FAIRBORN	5	27	0	32	27	100.0%	5	0
FAIRFIELD	10	23	0	33	18	78.3%	15	0
FINDLAY	0	5	2	7	7	100.0%	0	0
FOSTORIA	3	30	1	34	32	103.2%	2	1
FRANKLIN	13	3	0	16	4	133.3%	12	0
FRANKLIN COUNTY	380	631	238	1,249	973	112.0%	276	109
FRANKLIN CO. ENVIRO.	1	0	2	3	2	100.0%	1	0
FREMONT	2	17	1	20	16	88.9%	4	0
GALLIPOLIS	8	6	2	16	15	187.5%	1	0
GARFIELD HEIGHTS	6	260	0	266	263	101.2%	3	0
GIRARD	10	16	0	26	7	43.8%	19	10
HAMILTON	85	33	0	118	42	127.3%	76	55
HAMILTON COUNTY	14,831	116,422	0	131,253	114,068	98.0%	17,185	0
HARDIN COUNTY	7	19	0	26	14	73.7%	12	0
HILLSBORO	215	250	3	468	331	130.8%	137	0
HOCKING COUNTY	10	6	0	16	14	233.3%	2	0
HURON	32	130	0	162	136	104.6%	26	1
IRONTON	0	2	0	2	2	100.0%	0	0
JACKSON COUNTY	99	1,092	3	1,194	778	71.1%	416	0
KETTERING	23	317	4	344	321	100.0%	23	0
LAKESWOOD	27	24	8	59	21	65.6%	38	0

* 2003 is the first year for operating as a municipal court
**October through December data is estimated

MUNICIPAL COURTS
OTHER CIVIL OVERALL CASELOADS (continued)
2003

<u>COURT</u>	<u>CASES PENDING JANUARY 1</u>	<u>NEW FILINGS</u>	<u>REACTIVATIONS AND TRANSFERS</u>	<u>TOTAL CASES</u>	<u>TOTAL TERMIN- ATIONS</u>	<u>CLEARANCE RATE</u>	<u>CASES PENDING DECEMBER 31</u>	<u>CASES PENDING BEYOND TIME GUIDELINES</u>
LANCASTER	7	24	4	35	27	96.4%	8	0
LAWRENCE COUNTY	0	2	0	2	2	100.0%	0	0
LEBANON	169	123	2	294	140	112.0%	154	115
LICKING COUNTY	6	30	8	44	39	102.6%	5	0
LIMA	32	29	2	63	20	64.5%	43	0
LORAIN**	285	155	0	440	27	17.4%	413	0
LYNDHURST	27	225	0	252	100	44.4%	152	0
MADISON COUNTY	1	4	1	6	4	80.0%	2	0
MANSFIELD	1,340	2,315	4	3,659	1,947	84.0%	1,712	6
MARIETTA	8	11	7	26	22	122.2%	4	1
MARION	202	983	4	1,189	1,040	105.4%	149	0
MARYSVILLE	0	13	0	13	10	76.9%	3	0
MASON	108	423	3	534	443	104.0%	91	3
MASSILLON	11	30	0	41	38	126.7%	3	0
MAUMEE	1	18	0	19	18	100.0%	1	0
MEDINA	215	1,391	12	1,618	1,258	89.7%	360	15
MENTOR	7	18	0	25	21	116.7%	4	0
MIAMI	893	23	36	952	940	1593.2%	12	0
MIAMISBURG	255	1,706	18	1,979	1,624	94.2%	355	3
MIDDLETOWN	1	5	0	6	5	100.0%	1	0
MORROW COUNTY*	11	8	0	19	9	112.5%	10	0
MOUNT VERNON	165	482	14	661	521	105.0%	140	3
NAPOLEON	5	25	0	30	27	108.0%	3	0
NEW PHILADELPHIA	14	196	0	210	200	102.0%	10	0
NEWTON FALLS	0	6	0	6	6	100.0%	0	0
NILES	1	13	0	14	8	61.5%	6	0
NORWALK	3	22	0	25	21	95.5%	4	0
OAKWOOD	33	87	0	120	77	88.5%	43	0
OBERLIN	5	11	0	16	12	109.1%	4	1
OREGON	7	27	7	41	38	111.8%	3	0
OTTAWA COUNTY	1	11	1	13	6	50.0%	7	0
PAINESVILLE	10	60	15	85	76	101.3%	9	0
PARMA	53	70	0	123	119	170.0%	4	0
PERRYSBURG	10	19	0	29	17	89.5%	12	0
PORTAGE CO. - KENT	9	738	2	749	743	100.4%	6	0
PORTAGE CO. - RAV.	10	1,500	0	1,510	1,504	100.3%	6	0
PORTSMOUTH	67	60	8	135	111	163.2%	24	5
ROCKY RIVER	15	194	119	328	287	91.7%	41	0
SANDUSKY	0	20	0	20	19	95.0%	1	0
SHAKER HEIGHTS	35	57	1	93	48	82.8%	45	0
SHELBY	0	22	0	22	22	100.0%	0	0
SIDNEY	1	14	0	15	11	78.6%	4	0
SOUTH EUCLID	1	20	0	21	19	95.0%	2	0
STEUBENVILLE	105	417	0	522	267	64.0%	255	0
STRUTHERS	6	1	1	8	5	250.0%	3	1
SYLVANIA	0	6	0	6	6	100.0%	0	0
TIFFIN	6	55	4	65	54	91.5%	11	0
TOLEDO	20	123	1,125	1,268	1,244	99.7%	24	0
TOLEDO HOUSING	0	0	2	2	2	100.0%	0	0
UPPER SANDUSKY	41	280	4	325	281	98.9%	44	1
VAN WERT COUNTY	5	23	0	28	21	91.3%	7	1
VANDALIA	18	74	0	92	83	112.2%	9	0
VERMILION	0	10	1	11	8	72.7%	3	0
WADSWORTH	51	251	2	304	249	98.4%	55	0
WARREN	14	34	0	48	37	108.8%	11	0
WASHINGTON CH.	2	1	0	3	3	300.0%	0	0
WAYNE COUNTY	19	27	1	47	37	132.1%	10	0
WILLOUGHBY	15	80	0	95	85	106.3%	10	0
XENIA	7	49	1	57	36	72.0%	21	0
YOUNGSTOWN	23	38	2	63	49	122.5%	14	0
ZANESVILLE	81	890	34	1,005	895	96.9%	110	0
STATEWIDE	21,382	140,406	2,579	164,367	140,393	98.2%	23,974	358

124

* 2003 is the first year for operating as a municipal court
 **October through December data is estimated

**MUNICIPAL COURTS
OTHER CIVIL TERMINATIONS
2003**

COURT	JURY TRIAL	COURT TRIAL	DEFAULT HEARING BY JUDGE	DEFAULT HEARING BY MAGISTRATE	FOR WANT OF PROSECUTION	OTHER DISMISSALS	TRANSFERRED OUT	PRIVATE JUDGE REFERRAL	UNAVAILABILITY OF PARTY	BANKRUPTCY	OTHER TERMINATIONS	TOTAL TERMINATIONS
										STAY/INTERLOCUTORY APPEAL		
AKRON	0	0	88	81	58	23	0	0	0	1	10	261
ALLIANCE	0	0	3	0	2	2	0	0	0	0	3	10
ASHLAND	0	0	20	0	0	2	0	0	0	0	2	24
ASHTABULA	0	0	2	0	0	4	0	0	0	0	80	86
ATHENS COUNTY	0	0	3	0	0	0	0	0	0	0	4	7
AUGLAIZE COUNTY	0	0	2	0	1	2	0	0	0	0	51	56
AVON LAKE	0	0	9	0	0	5	0	0	0	0	1	15
BARBERTON	0	0	20	0	0	6	0	0	0	0	0	26
BEDFORD	0	0	0	0	3	1	0	0	0	0	9	13
BELLEFONTAINE	0	0	5	0	0	8	2	0	0	1	27	43
BELLEVUE	0	0	9	0	0	0	0	0	0	0	0	9
BEREA	0	0	0	0	0	4	0	0	0	0	88	92
BOWLING GREEN	0	0	17	0	0	2	0	0	0	1	15	35
BROWN COUNTY*	1	21	349	4	0	119	9	0	0	12	10	525
BRYAN	0	0	8	0	1	2	0	0	0	0	5	16
CAMBRIDGE	0	2	0	0	0	11	0	0	0	0	0	13
CAMPBELL	0	0	4	0	0	1	0	0	0	0	0	5
CANTON	0	0	43	0	0	0	0	0	0	0	0	43
CELINA	0	1	6	0	0	2	5	0	0	0	17	31
CHAMPAIGN COUNTY	1	0	9	0	1	3	1	0	0	0	6	21
CHARDON	0	1	4	0	1	5	0	0	0	0	4	15
CHILLICOTHE	0	3	4	6	0	23	1	0	0	0	1	38
CIRCLEVILLE	0	0	13	2	0	1	0	0	0	0	0	16
CLARK COUNTY	0	0	4	0	0	3	0	0	0	0	0	7
CLERMONT COUNTY	0	18	454	11	20	219	2	0	0	2	71	797
CLEVELAND	0	0	0	31	28	40	0	0	0	12	4,542	4,653
CLEVELAND HEIGHTS	0	0	1	36	0	2	0	0	0	0	16	55
CLEVELAND HOUSING	0	5	0	51	22	4	0	0	0	1	115	198
CLINTON COUNTY	0	4	7	0	0	3	0	0	0	0	0	14
COLUMBIANA COUNTY	0	0	9	0	0	5	1	0	0	0	0	15
CONNEAUT	0	0	4	0	0	2	0	0	0	0	1	7
COSHOCOTON	0	0	9	0	1	13	0	0	1	0	0	24
CRAWFORD COUNTY	0	0	43	0	0	1	0	0	0	0	0	44
CUYAHOGA FALLS	0	0	37	9	3	9	1	0	0	0	56	115
DAYTON	0	0	0	0	1	20	11	0	0	1	746	779
DEFIANCE	0	0	7	0	6	14	0	0	0	0	29	56
DELAWARE	0	3	1	0	0	0	2	0	0	0	23	29
EAST CLEVELAND	0	0	0	3	0	1	0	0	0	0	0	4
EAST LIVERPOOL	2	0	5	0	0	2	0	0	0	0	2	11
EATON	0	1	5	0	0	2	0	0	0	0	0	8
ELYRIA	0	0	0	4	0	7	1	0	0	0	58	70
EUCLID	0	0	19	0	4	5	0	0	0	0	0	28
FAIRBORN	0	0	8	0	0	3	1	0	0	0	15	27
FAIRFIELD	0	0	2	3	1	8	0	0	0	0	4	18
FINDLAY	0	0	0	0	0	2	0	0	0	0	5	7
FOSTORIA	0	0	17	0	2	7	0	0	0	0	6	32
FRANKLIN	0	0	1	0	0	3	0	0	0	0	0	4
FRANKLIN COUNTY	1	39	78	206	0	132	0	1	1	5	510	973
FRANKLIN CO. ENVIRO.	0	0	0	0	0	0	0	0	0	0	2	2
FREMONT	0	1	13	0	0	0	0	0	0	0	2	16
GALLIPOLIS	0	4	1	0	1	8	0	0	0	0	1	15
GARFIELD HEIGHTS	0	29	0	2	2	1	0	0	0	0	229	263
GIRARD	0	0	3	0	0	2	0	0	0	0	2	7
HAMILTON	0	0	3	0	0	28	0	0	0	0	11	42
HAMILTON COUNTY	0	0	215	0	1	0	0	0	0	0	113,852	114,068
HARDIN COUNTY	0	4	6	0	0	4	0	0	0	0	0	14
HILLSBORO	0	0	266	0	7	54	0	0	2	1	1	331
HOCKING COUNTY	0	0	6	0	0	7	0	0	0	0	1	14
HURON	3	0	100	0	0	29	1	0	0	2	1	136
IRONTON	0	0	2	0	0	0	0	0	0	0	0	2
JACKSON COUNTY	20	0	658	0	0	79	3	0	0	9	9	778
KETTERING	0	0	163	0	0	4	9	0	0	0	145	321
LAKEWOOD	0	0	17	0	0	4	0	0	0	0	0	21

* 2003 is the first year for operating as a municipal court
**October through December data is estimated

MUNICIPAL COURTS
OTHER CIVIL TERMINATIONS (continued)
2003

COURT	JURY TRIAL	COURT TRIAL	BANKRUPTCY								OTHER TERMINATIONS	TOTAL TERMINATIONS
			DEFAULT HEARING BY JUDGE	DEFAULT HEARING BY MAGISTRATE	FOR WANT OF PROSECUTION	OTHER DISMISSALS	TRANSFERRED OUT	PRIVATE JUDGE REFERRAL	UNAVAILABLE OF PARTY	STAY / INTER-LOCUTORY APPEAL		
LANCASTER	0	12	2	0	0	10	1	0	0	0	2	27
LAWRENCE COUNTY	0	0	2	0	0	0	0	0	0	0	0	2
LEBANON	0	0	94	3	39	1	0	0	0	2	1	140
LICKING COUNTY	0	3	13	0	2	17	0	0	0	2	2	39
LIMA	0	0	2	0	0	1	0	0	0	0	17	20
LORAIN**	0	0	0	0	0	27	0	0	0	0	0	27
LYNDHURST	0	0	0	0	0	1	0	0	0	1	98	100
MADISON COUNTY	0	2	1	0	0	1	0	0	0	0	0	4
MANSFIELD	0	10	44	1,029	19	241	0	0	0	5	599	1,947
MARIETTA	0	3	3	0	2	5	0	0	0	0	9	22
MARION	0	0	848	0	0	111	0	0	0	6	75	1,040
MARYSVILLE	0	4	5	0	0	1	0	0	0	0	0	10
MASON	0	0	237	64	126	0	1	0	0	2	13	443
MASSILLON	0	0	29	0	3	6	0	0	0	0	0	38
MAUMEE	0	5	1	0	0	1	1	0	0	0	10	18
MEDINA	0	0	958	29	25	214	4	0	0	28	0	1,258
MENTOR	0	0	1	1	0	1	0	0	0	0	18	21
MIAMI	0	0	4	0	0	16	0	1	0	2	917	940
MIAMISBURG	0	261	1,109	9	53	171	1	0	0	19	1	1,624
MIDDLETOWN	0	1	0	3	0	1	0	0	0	0	0	5
MORROW COUNTY*	0	1	0	8	0	0	0	0	0	0	0	9
MOUNT VERNON	0	10	402	0	18	85	1	0	0	5	0	521
NAPOLEON	0	0	4	0	3	0	0	0	0	0	20	27
NEW PHILADELPHIA	0	0	10	182	0	3	0	0	0	1	4	200
NEWTON FALLS	0	0	6	0	0	0	0	0	0	0	0	6
NILES	0	0	1	0	0	0	0	0	0	0	7	8
NORWALK	0	13	0	0	0	3	0	0	0	0	5	21
OAKWOOD	0	11	44	0	10	9	3	0	0	0	0	77
OBERLIN	0	1	5	0	0	6	0	0	0	0	0	12
OREGON	0	0	10	0	0	25	2	0	0	0	1	38
OTTAWA COUNTY	0	0	5	0	0	1	0	0	0	0	0	6
PAINESVILLE	0	0	3	3	0	15	0	0	0	0	55	76
PARMA	0	0	0	55	0	49	0	0	0	0	15	119
PERRYSBURG	0	0	2	0	1	0	0	0	0	0	14	17
PORTAGE CO. - KENT	0	0	2	0	3	735	0	0	0	0	3	743
PORTAGE CO. - RAV.	0	0	0	3	3	1,492	0	0	0	1	5	1,504
PORTSMOUTH	0	22	46	1	11	8	1	2	0	0	20	111
ROCKY RIVER	0	146	2	0	9	13	117	0	0	0	0	287
SANDUSKY	0	0	19	0	0	0	0	0	0	0	0	19
SHAKER HEIGHTS	0	0	16	6	0	1	0	0	0	0	25	48
SHELBY	0	0	0	0	0	0	0	0	0	0	22	22
SIDNEY	0	0	0	0	0	11	0	0	0	0	0	11
SOUTH EUCLID	0	0	0	1	0	2	0	0	0	0	16	19
STEUBENVILLE	0	2	230	0	0	31	0	0	0	2	2	267
STRUTHERS	0	0	0	0	0	5	0	0	0	0	0	5
SYLVANIA	0	0	4	0	0	2	0	0	0	0	0	6
TIFFIN	0	0	0	0	3	4	0	1	0	0	46	54
TOLEDO	0	0	2	0	0	0	4	0	0	0	1,238	1,244
TOLEDO HOUSING	0	0	0	0	0	0	0	0	0	0	2	2
UPPER SANDUSKY	3	0	220	0	32	17	0	0	0	2	7	281
VAN WERT COUNTY	0	0	21	0	0	0	0	0	0	0	0	21
VANDALIA	0	0	0	55	5	21	0	0	0	2	0	83
VERMILION	0	0	7	0	0	0	0	0	0	0	1	8
WADSWORTH	1	2	167	0	0	55	1	0	0	4	19	249
WARREN	0	0	15	1	4	11	0	0	1	0	5	37
WASHINGTON CH.	0	0	3	0	0	0	0	0	0	0	0	3
WAYNE COUNTY	0	14	1	2	0	16	0	0	0	0	4	37
WILLOUGHBY	0	1	3	0	22	2	0	0	0	0	57	85
XENIA	0	1	15	10	3	4	0	0	0	0	3	36
YOUNGSTOWN	0	0	14	25	0	0	2	0	0	0	8	49
ZANESVILLE	0	48	724	0	0	112	6	0	0	0	5	895
STATEWIDE	32	709	8,138	1,939	562	4,517	195	5	5	132	124,159	140,393

124

* 2003 is the first year for operating as a municipal court
**October through December data is estimated

MUNICIPAL COURTS
SMALL CLAIMS OVERALL CASELOADS
2003

<u>COURT</u>	<u>CASES PENDING JANUARY 1</u>	<u>NEW FILINGS</u>	<u>REACTIVATIONS AND TRANSFERS</u>	<u>TOTAL CASES</u>	<u>TOTAL TERMIN- ATIONS</u>	<u>CLEARANCE RATE</u>	<u>CASES PENDING DECEMBER 31</u>	<u>CASES PENDING BEYOND TIME GUIDELINES</u>
AKRON	450	1,560	62	2,072	1,664	102.6%	408	0
ALLIANCE	32	379	0	411	397	104.7%	14	0
ASHLAND	73	556	3	632	529	94.6%	103	0
ASHTABULA	18	214	9	241	214	96.0%	27	0
ATHENS COUNTY	43	261	8	312	288	107.1%	24	0
AUGLAIZE COUNTY	40	235	14	289	277	111.2%	12	2
AVON LAKE	27	120	3	150	128	104.1%	22	0
BARBERTON	182	532	5	719	574	106.9%	145	3
BEDFORD	247	946	62	1,255	956	94.8%	299	0
BELLEFONTAINE	194	1,564	16	1,774	1,615	102.2%	159	0
BELLEVUE	9	111	0	120	108	97.3%	12	0
BEREA	654	1,118	5	1,777	1,140	101.5%	637	0
BOWLING GREEN	106	445	1	552	476	106.7%	76	0
BROWN COUNTY*	25	131	2	158	126	94.7%	32	0
BRYAN	66	540	1	607	484	89.5%	123	0
CAMBRIDGE	18	199	0	217	198	99.5%	19	0
CAMPBELL	7	22	0	29	29	131.8%	0	0
CANTON	129	893	0	1,022	928	103.9%	94	1
CELINA	68	361	1	430	393	108.6%	37	0
CHAMPAIGN COUNTY	39	219	0	258	217	99.1%	41	0
CHARDON	61	551	4	616	534	96.2%	82	1
CHILLICOTHE	92	462	59	613	556	106.7%	57	0
CIRCLEVILLE	92	265	2	359	317	118.7%	42	0
CLARK COUNTY	187	483	0	670	426	88.2%	244	0
CLERMONT COUNTY	152	827	5	984	801	96.3%	183	22
CLEVELAND	2,063	5,744	220	8,027	5,727	96.0%	2,300	0
CLEVELAND HEIGHTS	37	238	0	275	225	94.5%	50	0
CLEVELAND HOUSING	0	0	0	0	0	-	0	0
CLINTON COUNTY	52	574	3	629	541	93.8%	88	0
COLUMBIANA COUNTY	80	332	3	415	350	104.5%	65	11
CONNEAUT	14	76	0	90	79	103.9%	11	0
COSHOCTON	29	371	1	401	371	99.7%	30	0
CRAWFORD COUNTY	58	360	0	418	362	100.6%	56	0
CUYAHOGA FALLS	337	804	1	1,142	767	95.3%	375	0
DAYTON	690	1,452	0	2,142	1,313	90.4%	829	0
DEFIANCE	37	444	3	484	411	91.9%	73	0
DELAWARE	40	442	127	609	530	93.1%	79	0
EAST CLEVELAND	200	937	0	1,137	896	95.6%	241	69
EAST LIVERPOOL	14	140	0	154	113	80.7%	41	6
EATON	25	100	0	125	97	97.0%	28	2
ELYRIA	305	1,047	0	1,352	918	87.7%	434	0
EUCLID	70	367	0	437	324	88.3%	113	0
FAIRBORN	50	606	8	664	593	96.6%	71	1
FAIRFIELD	31	232	3	266	209	88.9%	57	0
FINDLAY	215	834	7	1,056	958	113.9%	98	1
FOSTORIA	10	177	0	187	166	93.8%	21	0
FRANKLIN	46	90	0	136	64	71.1%	72	1
FRANKLIN COUNTY	4,570	11,211	106	15,887	10,422	92.1%	5,465	3,270
FRANKLIN CO. ENVIRO.	0	0	0	0	0	-	0	0
FREMONT	60	453	9	522	473	102.4%	49	0
GALLIPOLIS	82	156	9	247	225	136.4%	22	0
GARFIELD HEIGHTS	156	1,367	20	1,543	1,374	99.1%	169	1
GIRARD	97	322	1	420	339	105.0%	81	54
HAMILTON	446	904	2	1,352	968	106.8%	384	235
HAMILTON COUNTY	2,309	5,217	85	7,611	5,220	98.5%	2,391	0
HARDIN COUNTY	57	407	0	464	408	100.2%	56	0
HILLSBORO	96	404	2	502	374	92.1%	128	0
HOCKING COUNTY	66	184	2	252	218	117.2%	34	1
HURON	3	80	1	84	72	88.9%	12	0
IRONTON	25	57	0	82	75	131.6%	7	0
JACKSON COUNTY	31	463	0	494	428	92.4%	66	1
KETTERING	102	519	4	625	512	97.9%	113	12
LAKEWOOD	521	1,552	2	2,075	1,372	88.3%	703	0

* 2003 is the first year for operating as a municipal court
**October through December data is estimated

MUNICIPAL COURTS
SMALL CLAIMS OVERALL CASELOADS (continued)
2003

<u>COURT</u>	<u>CASES PENDING JANUARY 1</u>	<u>NEW FILINGS</u>	<u>REACTIVATIONS AND TRANSFERS</u>	<u>TOTAL CASES</u>	<u>TOTAL TERMIN- ATIONS</u>	<u>CLEARANCE RATE</u>	<u>CASES PENDING DECEMBER 31</u>	<u>CASES PENDING BEYOND TIME GUIDELINES</u>
LANCASTER (Fairfield County)	86	555	7	648	559	99.5%	89	0
LAWRENCE COUNTY	68	232	10	310	266	109.9%	44	0
LEBANON	82	242	2	326	206	84.4%	120	66
LICKING COUNTY	91	992	0	1,083	930	93.8%	153	0
LIMA	89	464	26	579	497	101.4%	82	0
LORAIN**	21	263	0	284	284	108.0%	0	0
LYNDHURST	129	515	0	644	516	100.2%	128	0
MADISON COUNTY	74	326	15	415	379	111.1%	36	0
MANSFIELD	329	944	1	1,274	1,141	120.7%	133	0
MARIETTA	120	489	1	610	487	99.4%	123	7
MARION	49	206	0	255	215	104.4%	40	0
MARYSVILLE	30	298	3	331	279	92.7%	52	0
MASON	23	90	3	116	93	100.0%	23	0
MASSILLON	127	612	0	739	615	100.5%	124	0
MAUMEE	50	214	0	264	241	112.6%	23	0
MEDINA	96	551	1	648	512	92.8%	136	11
MENTOR	64	416	9	489	436	102.6%	53	0
MIAMI	1,330	423	353	2,106	2,034	262.1%	72	0
MIAMISBURG	25	183	0	208	184	100.5%	24	0
MIDDLETOWN	118	646	11	775	618	94.1%	157	1
MORROW COUNTY*	124	293	0	417	234	79.9%	183	0
MOUNT VERNON	45	368	1	414	363	98.4%	51	1
NAPOLEON	114	399	0	513	433	108.5%	80	0
NEW PHILADELPHIA	186	583	3	772	673	114.8%	99	1
NEWTON FALLS	7	92	0	99	87	94.6%	12	0
NILES	120	337	4	461	397	116.4%	64	0
NORWALK	61	572	3	636	564	98.1%	72	0
OAKWOOD	0	9	0	9	9	100.0%	0	0
OBERLIN	48	306	0	354	289	94.4%	65	3
OREGON	16	142	0	158	132	93.0%	26	0
OTTAWA COUNTY	67	461	1	529	408	88.3%	121	1
PAINESVILLE	49	339	15	403	353	99.7%	50	0
PARMA	169	1,136	15	1,320	1,116	97.0%	204	0
PERRYSBURG	73	601	0	674	567	94.3%	107	0
PORTAGE CO. - KENT	47	183	1	231	185	100.5%	46	3
PORTAGE CO. - RAV.	153	971	24	1,148	940	94.5%	208	9
PORTSMOUTH	119	376	5	500	390	102.4%	110	3
ROCKY RIVER	153	618	4	775	644	103.5%	131	3
SANDUSKY	314	785	11	1,110	1,038	130.4%	72	0
SHAKER HEIGHTS	151	1,092	42	1,285	1,077	95.0%	208	0
SHELBY	25	218	22	265	218	90.8%	47	20
SIDNEY	64	473	1	538	444	93.7%	94	0
SOUTH EUCLID	62	482	3	547	452	93.2%	95	0
STEBENVILLE	23	231	13	267	208	85.2%	59	0
STRUTHERS	76	123	22	221	153	105.5%	68	40
SYLVANIA	45	476	0	521	437	91.8%	84	0
TIFFIN	76	523	2	601	546	104.0%	55	1
TOLEDO	755	2,708	98	3,561	2,740	97.6%	821	0
TOLEDO HOUSING	0	0	0	0	0	-	0	0
UPPER SANDUSKY	19	216	0	235	221	102.3%	14	1
VAN WERT COUNTY	8	76	0	84	70	92.1%	14	1
VANDALIA	58	262	4	324	218	82.0%	106	0
VERMILION	15	85	1	101	91	105.8%	10	0
WADSWORTH	38	225	4	267	234	102.2%	33	0
WARREN	261	1,076	20	1,357	1,130	103.1%	227	27
WASHINGTON CH.	84	196	0	280	235	119.9%	45	0
WAYNE COUNTY	363	1,200	10	1,573	1,140	94.2%	433	0
WILLOUGHBY	62	657	11	730	654	97.9%	76	0
XENIA	36	290	4	330	304	103.4%	26	0
YOUNGSTOWN	310	819	0	1,129	968	118.2%	161	0
ZANESVILLE	24	265	10	299	286	104.0%	13	0
STATEWIDE	23,456	80,582	1,677	105,715	82,009	99.7%	23,706	3,893

124

* 2003 is the first year for operating as a municipal court

**October through December data is estimated

MUNICIPAL COURTS

MUNICIPAL COURTS
SMALL CLAIMS TERMINATIONS
2003

<i>COURT</i>	<i>HEARING BY JUDGE</i>	<i>HEARING BY MAGISTRATE</i>	<i>TRANSFER TO REGULAR CIVIL DOCKET</i>	<i>DISMISSAL FOR WANT OF PROSECUTION</i>	<i>OTHER DISMISSALS</i>	<i>UNAVAILABILITY OF ACCUSED</i>	<i>BANKRUPTCY STAY/INTERLOCUTORY APPEAL</i>	<i>OTHER TERMINATIONS</i>	<i>TOTAL TERMINATIONS</i>
AKRON	3	1,263	130	106	136	0	2	24	1,664
ALLIANCE	304	0	4	29	57	0	3	0	397
ASHLAND	260	53	0	55	153	0	4	4	529
ASHTABULA	119	16	1	0	73	0	2	3	214
ATHENS COUNTY	203	0	2	5	72	0	3	3	288
AUGLAIZE COUNTY	112	0	2	0	60	14	2	87	277
AVON LAKE	85	0	0	0	42	0	0	1	128
BARBERTON	343	1	20	17	182	0	9	2	574
BEDFORD	392	201	2	36	309	1	9	6	956
BELLEFONTAINE	1,039	66	0	48	439	0	23	0	1,615
BELLEVUE	72	0	1	0	35	0	0	0	108
BEREA	177	329	49	0	384	0	1	200	1,140
BOWLING GREEN	8	244	9	10	203	0	2	0	476
BROWN COUNTY*	79	6	0	0	38	0	0	3	126
BRYAN	314	0	5	22	143	0	0	0	484
CAMBRIDGE	4	151	0	0	41	0	1	1	198
CAMPBELL	18	0	0	0	11	0	0	0	29
CANTON	1	751	5	74	94	0	0	3	928
CELINA	252	0	5	1	130	0	4	1	393
CHAMPAIGN COUNTY	32	105	2	17	56	0	2	3	217
CHARDON	15	314	15	13	161	0	0	16	534
CHILLICOTHE	0	324	2	0	220	0	10	0	556
CIRCLEVILLE	7	171	8	0	127	1	3	0	317
CLARK COUNTY	31	204	0	70	121	0	0	0	426
CLERMONT COUNTY	12	473	16	88	212	0	0	0	801
CLEVELAND	0	3,626	5	749	871	0	111	365	5,727
CLEVELAND HEIGHTS	11	160	0	3	51	0	0	0	225
CLEVELAND HOUSING	0	0	0	0	0	0	0	0	0
CLINTON COUNTY	1	350	1	0	187	0	0	2	541
COLUMBIANA COUNTY	239	0	9	6	92	3	1	0	350
CONNEAUT	57	0	3	3	15	0	0	1	79
COSHOCTON	250	0	1	4	110	0	6	0	371
CRAWFORD COUNTY	339	0	1	0	21	0	1	0	362
CUYAHOGA FALLS	3	467	15	77	85	0	1	119	767
DAYTON	362	490	44	142	215	50	10	0	1,313
DEFIANCE	272	0	8	16	113	0	2	0	411
DELAWARE	2	227	9	28	137	0	2	125	530
EAST CLEVELAND	3	801	0	0	85	0	0	7	896
EAST LIVERPOOL	79	0	0	28	6	0	0	0	113
EATON	43	8	0	0	45	0	1	0	97
ELYRIA	0	479	0	38	383	0	11	7	918
EUCLID	25	231	0	5	63	0	0	0	324
FAIRBORN	0	270	18	30	212	0	7	56	593
FAIRFIELD	7	84	0	0	99	0	4	15	209
FINDLAY	0	686	5	48	208	0	9	2	958
FOSTORIA	113	0	0	2	50	0	1	0	166
FRANKLIN	5	44	0	0	15	0	0	0	64
FRANKLIN COUNTY	104	9,946	135	113	73	14	31	6	10,422
FRANKLIN CO. ENVIRO.	0	0	0	0	0	0	0	0	0
FREMONT	309	0	3	18	137	0	4	2	473
GALLIPOLIS	26	98	0	2	73	19	4	3	225
GARFIELD HEIGHTS	36	846	4	47	429	0	8	4	1,374
GIRARD	9	247	5	22	54	0	2	0	339
HAMILTON	0	579	0	123	246	0	0	20	968
HAMILTON COUNTY	0	4,800	0	420	0	0	0	0	5,220
HARDIN COUNTY	4	280	0	0	120	0	4	0	408
HILLSBORO	109	102	0	1	148	8	2	4	374
HOCKING COUNTY	132	0	0	0	81	0	0	5	218
HURON	44	0	3	0	24	0	0	1	72
IRONTON	2	52	0	7	14	0	0	0	75
JACKSON COUNTY	336	0	1	0	84	0	0	7	428
KETTERING	0	346	34	33	93	0	4	2	512
LAKEWOOD	0	722	0	15	634	0	1	0	1,372

* 2003 is the first year for operating as a municipal court

**October through December data is estimated

MUNICIPAL COURTS
SMALL CLAIMS TERMINATIONS (continued)
2003

<i>COURT</i>	<i>HEARING BY JUDGE</i>	<i>HEARING BY MAGISTRATE</i>	<i>TRANSFER TO REGULAR CIVIL DOCKET</i>	<i>DISMISSAL FOR WANT OF PROSECUTION</i>	<i>OTHER DISMISSALS</i>	<i>UNAVAILABILITY OF ACCUSED</i>	<i>BANKRUPTCY STAY/INTERLOCUTORY APPEAL</i>	<i>OTHER TERMINATIONS</i>	<i>TOTAL TERMINATIONS</i>
LANCASTER (Fairfield County)	11	348	0	0	179	0	4	17	559
LAWRENCE COUNTY	19	169	3	9	59	0	6	1	266
LEBANON	2	141	0	56	1	0	3	3	206
LICKING COUNTY	489	107	5	211	106	0	12	0	930
LIMA	2	436	27	13	1	0	0	18	497
LORAIN**	0	143	0	14	122	0	5	0	284
LYNDHURST	144	85	3	0	268	0	1	15	516
MADISON COUNTY	206	0	0	0	167	0	2	4	379
MANSFIELD	630	127	1	11	275	0	2	95	1,141
MARIETTA	1	328	0	8	130	0	2	18	487
MARION	156	0	3	0	34	0	0	22	215
MARYSVILLE	2	167	2	16	88	0	0	4	279
MASON	15	37	6	33	0	1	0	1	93
MASSILLON	16	339	9	33	214	0	4	0	615
MAUMEE	85	0	6	12	137	0	1	0	241
MEDINA	9	331	2	9	153	0	7	1	512
MENTOR	15	256	0	0	145	0	7	13	436
MIAMI	187	92	11	0	358	1	21	1,364	2,034
MIAMISBURG	2	102	3	1	76	0	0	0	184
MIDDLETOWN	0	414	16	50	134	0	4	0	618
MORROW COUNTY*	15	146	0	4	69	0	0	0	234
MOUNT VERNON	201	0	10	22	126	0	4	0	363
NAPOLEON	314	0	18	100	0	0	1	0	433
NEW PHILADELPHIA	29	456	4	0	164	2	11	7	673
NEWTON FALLS	57	0	5	8	17	0	0	0	87
NILES	301	0	1	12	0	0	5	78	397
NORWALK	331	0	8	15	206	0	3	1	564
OAKWOOD	0	0	8	0	0	0	0	1	9
OBERLIN	20	161	0	5	102	0	1	0	289
OREGON	71	0	0	0	61	0	0	0	132
OTTAWA COUNTY	0	311	14	2	79	0	2	0	408
PAINESVILLE	3	238	10	13	85	0	1	3	353
PARMA	0	1,116	0	0	0	0	0	0	1,116
PERRYSBURG	301	0	0	261	0	0	4	1	567
PORTAGE CO. - KENT	28	96	7	14	38	0	2	0	185
PORTAGE CO. - RAV.	197	378	17	39	299	0	10	0	940
PORTSMOUTH	0	288	7	21	66	0	4	4	390
ROCKY RIVER	1	306	13	24	296	0	3	1	644
SANDUSKY	63	751	9	52	154	0	7	2	1,038
SHAKER HEIGHTS	455	121	2	12	461	1	13	12	1,077
SHELBY	170	0	0	0	46	0	0	2	218
SIDNEY	297	0	2	0	144	0	1	0	444
SOUTH EUCLID	3	211	0	2	231	0	4	1	452
STEUBENVILLE	0	137	4	0	62	0	5	0	208
STRUTHERS	113	0	0	0	40	0	0	0	153
SYLVANIA	273	0	0	0	164	0	0	0	437
TIFFIN	364	0	3	11	165	0	3	0	546
TOLEDO	0	1,980	35	5	655	0	13	52	2,740
TOLEDO HOUSING	0	0	0	0	0	0	0	0	0
UPPER SANDUSKY	154	0	1	22	44	0	0	0	221
VAN WERT COUNTY	55	0	0	0	15	0	0	0	70
VANDALIA	0	108	1	7	86	0	2	14	218
VERMILION	53	0	1	1	29	1	0	6	91
WADSWORTH	160	0	0	0	46	0	1	27	234
WARREN	42	736	29	96	209	0	18	0	1,130
WASHINGTON CH.	218	0	2	0	13	0	2	0	235
WAYNE COUNTY	546	238	0	54	302	0	0	0	1,140
WILLOUGHBY	17	384	11	186	44	0	6	6	654
XENIA	147	1	3	11	134	0	5	3	304
YOUNGSTOWN	0	798	0	0	90	0	0	80	968
ZANESVILLE	222	0	0	0	64	0	0	0	286
STATEWIDE	14,016	43,196	904	4,046	16,225	116	519	2,987	82,009

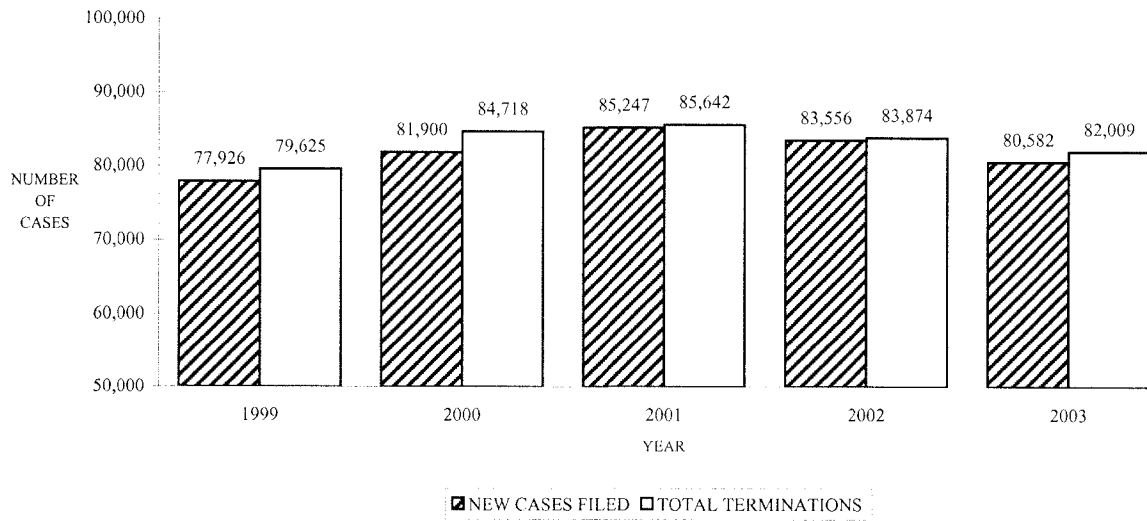
124

* 2003 is the first year for operating as a municipal court

**October through December data is estimated

MUNICIPAL COURTS

MUNICIPAL COURTS - SMALL CLAIMS CASES
STATEWIDE NEW CASES FILED AND TOTAL TERMINATIONS COMPARISON
1999 - 2003





Section J

County Courts

COUNTY COURTS
COMPOSITE ADMINISTRATIVE JUDGE REPORT FOR THE ENTIRE STATE
2003

	<u>FELONIES</u>	<u>MISDE- MEANORS</u>	<u>O.M.V.L.</u>	<u>OTHER TRAFFIC</u>	<u>PERSONAL INJURY AND PROPERTY DAMAGE</u>	<u>CONTRACTS</u>	<u>F. E. D.</u>	<u>OTHER CIVIL</u>	<u>SMALL CLAIMS</u>	<u>TOTAL</u>
CASES PENDING BEGINNING OF YEAR	490	2,472	387	9,353	184	2,937	1,144	472	1,511	18,950
NEW CASES FILED	4,913	33,551	8,662	182,053	660	11,541	4,896	1,854	7,915	256,045
TRANSFERRED IN OR REACTIVATED	801	3,553	261	9,020	7	85	15	11	54	13,807
TOTAL CASES	6,204	39,576	9,310	200,426	851	14,563	6,055	2,337	9,480	288,802
CASES TERMINATED BY:										
HEARING BY JUDGE	1,718	9,754	2,553	27,150	361	7,407	2,041	1,094	4,751	56,829
HEARING BY MAGISTRATE	X	23	4	44	24	658	594	20	485	1,852
TRANSFER (INCLUDES INDIVIDUAL JUDGE ASSIGNMENT)	986	15,205	5,566	13,042	103	1,119	69	61	71	36,222
DISMISSAL: LACK OF SPEEDY TRIAL (CRIM.) OR WANT OF PROSECUTION (CIVIL)	8	112	41	104	10	195	88	3	116	677
OTHER DISMISSALS	1,765	3,613	234	1,885	85	1,581	1,843	310	2,087	13,403
VIOLATIONS BUREAU	X	2,906	X	134,701	X	X	X	X	X	137,607
UNAVAILABILITY OF ACCUSED	1,028	4,832	311	13,485	1	35	14	4	31	19,741
BANKRUPTCY STAY OR INTERLOCUTORY APPEAL	9	9	12	6	3	173	17	15	51	295
ALL OTHER TERMINATIONS	217	389	74	1,949	14	165	79	298	309	3,494
TOTAL TERMINATIONS	5,731	36,843	8,795	192,366	601	11,333	4,745	1,805	7,901	270,120
CASES PENDING END OF YEAR	473	2,733	515	8,060	250	3,230	1,310	532	1,579	18,682
TIME GUIDELINE (MONTHS)	1	6	6	6	24	12	12	12	6	X
CASES PENDING END OF YEAR BEYOND TIME GUIDELINE	121	154	8	298	4	143	105	21	158	1,012

COUNTY COURTS
COMPOSITE INDIVIDUAL JUDGE REPORT FORM FOR THE ENTIRE STATE
2003

	<u>MISDE- MEANORS</u>	<u>O.M.V.I.</u>	<u>OTHER TRAFFIC</u>	<u>PERSONAL INJURY AND PROPERTY DAMAGE</u>	<u>CONTRACTS</u>	<u>F. E. D.</u>	<u>OTHER CIVIL</u>	<u>TOTAL</u>
CASES PENDING BEGINNING OF YEAR	3,001	1,394	2,409	50	300	24	10	7,188
NEW CASES ASSIGNED	15,286	5,639	13,222	104	1,020	70	60	35,401
TRANSFERRED IN OR REACTIVATED	1,109	218	1,231	4	51	5	1	2,619
TOTAL CASES	19,396	7,251	16,862	158	1,371	99	71	45,208
CASES TERMINATED BY:								
JURY TRIAL	124	31	105	5	35	2	1	303
COURT TRIAL	1,120	418	1,282	18	236	17	11	3,102
DEFAULT	X	X	X	21	325	6	23	375
GUILTY OR NO CONTEST PLEA TO ORIGINAL CHARGE	4,785	2,860	5,150	X	X	X	X	12,795
GUILTY OR NO CONTEST PLEA TO REDUCED CHARGE	3,548	1,712	4,148	X	X	X	X	9,408
DISMISSAL:LACK OF SPEEDY TRIAL (CRIM.) OR WANT OF PROSECUTION (CIVIL)	14	6	38	0	7	0	1	66
OTHER DISMISSALS	4,851	433	1,787	42	305	29	8	7,455
TRANSFERRED OUT	231	67	59	4	19	0	1	381
REFERRED TO A PRIVATE JUDGE	X	X	X	2	7	0	1	10
UNAVAILABILITY OF ACCUSED	1,191	241	1,512	0	0	0	0	2,944
BANKRUPTCY STAY OR INTERLOCUTORY APPEAL	2	1	0	0	18	1	0	22
ALL OTHER TERMINATIONS	271	74	272	4	65	36	11	733
TOTAL TERMINATIONS	16,137	5,843	14,353	96	1,017	91	57	37,594
CASES PENDING END OF YEAR	3,259	1,408	2,509	62	354	8	14	7,614
TIME GUIDELINE (MONTHS)	6	6	6	24	12	12	12	X
CASES PENDING END OF YEAR BEYOND TIME GUIDELINE	275	102	170	0	11	1	2	561

**COUNTY COURTS
OVERALL CASELOADS
2003**

<i>COURT</i>	<i>NUMBER OF JUDGES</i>	<i>--- POPULATION ---</i>		<i>NEW FILINGS, TRANSFERS, & REACTIVATIONS</i>			<i>----- TERMINATIONS -----</i>		
		<i>TOTAL</i>	<i>PER JUDGE</i>	<i>TOTAL</i>	<i>PER JUDGE</i>	<i>PER 1,000 POPULATION</i>	<i>TOTAL</i>	<i>PER JUDGE</i>	<i>PER 1,000 POPULATION</i>
ADAMS	1	27,330	27,330	7,090	7,090	259	7,225	7,225	264
ASHTABULA (E)	1	26,941	26,941	5,239	5,239	194	5,137	5,137	191
ASHTABULA (W)	1	27,931	27,931	6,004	6,004	215	5,422	5,422	194
BELMONT (E)	1	18,908	18,908	4,756	4,756	252	4,895	4,895	259
BELMONT (N)	1	19,399	19,399	4,095	4,095	211	4,068	4,068	210
BELMONT (W)	1	31,919	31,919	6,632	6,632	208	6,925	6,925	217
BUTLER #1	1	32,029	32,029	9,056	9,056	283	8,773	8,773	274
BUTLER #2	1	41,957	41,957	10,941	10,941	261	11,327	11,327	270
BUTLER #3	1	72,984	72,984	9,788	9,788	134	9,730	9,730	133
CARROLL	1	28,836	28,836	4,185	4,185	145	4,109	4,109	142
DARKE	2	53,309	26,655	7,386	3,693	139	7,481	3,741	140
ERIE	1	14,897	14,897	12,980	12,980	871	12,906	12,906	866
FULTON (E)	1	20,717	20,717	6,810	6,810	329	6,943	6,943	335
FULTON (W)	1	21,367	21,367	8,526	8,526	399	8,645	8,645	405
HARRISON	1	15,856	15,856	5,046	5,046	318	5,085	5,085	321
HIGHLAND	1	8,938	8,938	1,503	1,503	168	1,460	1,460	163
HOLMES	1	38,943	38,943	3,556	3,556	91	3,542	3,542	91
JEFFERSON #1	1	19,665	19,665	5,179	5,179	263	5,080	5,080	258
JEFFERSON #2	1	21,419	21,419	2,902	2,902	135	2,946	2,946	138
JEFFERSON #3	1	13,795	13,795	3,206	3,206	232	3,191	3,191	231
MAHONING #2	1	42,518	42,518	11,516	11,516	271	11,322	11,322	266
MAHONING #3	1	21,094	21,094	3,575	3,575	169	3,557	3,557	169
MAHONING #4	1	44,275	44,275	15,518	15,518	350	15,898	15,898	359
MAHONING #5	1	21,090	21,090	8,533	8,533	405	8,652	8,652	410
MEIGS	1	23,072	23,072	4,481	4,481	194	4,369	4,369	189
MONROE	1	15,180	15,180	1,721	1,721	113	1,669	1,669	110
MONTGOMERY #1	3	55,377	18,459	15,762	5,254	285	15,513	5,171	280
MONTGOMERY #2	2	65,235	32,618	10,325	5,163	158	10,189	5,095	156
MORGAN	1	14,897	14,897	1,164	1,164	78	1,195	1,195	80
MUSKINGUM	2	58,999	29,500	11,378	5,689	193	11,393	5,697	193
NOBLE	1	14,058	14,058	2,169	2,169	154	2,147	2,147	153
PAULDING	1	20,293	20,293	4,302	4,302	212	4,365	4,365	215
PERRY	1	34,078	34,078	4,165	4,165	122	4,103	4,103	120
PIKE	1	27,695	27,695	4,866	4,866	176	4,718	4,718	170
PUTNAM	2	34,726	17,363	3,800	1,900	109	3,770	1,885	109
SANDUSKY #1	1	14,539	14,539	9,395	9,395	646	9,479	9,479	652
SANDUSKY #2	1	12,532	12,532	6,076	6,076	485	5,996	5,996	478
TRUMBULL (C)	1	21,724	21,724	2,971	2,971	137	2,881	2,881	133
TRUMBULL (E)	1	16,969	16,969	1,854	1,854	109	1,790	1,790	105
TUSCARAWAS	1	25,533	25,533	5,558	5,558	218	5,535	5,535	217
VINTON	1	12,806	12,806	2,778	2,778	217	2,957	2,957	231
WARREN	2	53,479	26,740	15,684	7,842	293	15,928	7,964	298
STATEWIDE	49	1,207,309	24,639	272,471	5,561	226	272,316	5,557	226

42

All population figures based on 2000 U.S.Census

COUNTY COURTS
FELONY OVERALL CASELOADS
2003

<u>COURT</u>	<u>CASES PENDING JANUARY 1</u>	<u>NEW FILINGS</u>	<u>REACTIVATIONS AND TRANSFERS</u>	<u>TOTAL CASES</u>	<u>TOTAL TERMIN- ATIONS</u>	<u>CLEARANCE RATE</u>	<u>CASES PENDING DECEMBER 31</u>	<u>CASES PENDING BEYOND TIME GUIDELINES</u>
ADAMS	9	106	10	125	117	100.9%	8	2
ASHTABULA (E)	5	165	17	187	169	92.9%	18	8
ASHTABULA (W)	13	225	0	238	224	99.6%	14	0
BELMONT (E)	13	105	1	119	106	100.0%	13	5
BELMONT (N)	3	148	0	151	148	100.0%	3	0
BELMONT (W)	0	75	0	75	73	97.3%	2	0
BUTLER #1	29	240	28	297	260	97.0%	37	0
BUTLER #2	40	166	14	220	204	113.3%	16	0
BUTLER #3	35	273	151	459	424	100.0%	35	0
CARROLL	10	107	1	118	99	91.7%	19	0
DARKE	0	0	0	0	0	-	0	0
ERIE	4	72	8	84	79	98.8%	5	1
FULTON (E)	1	37	1	39	37	97.4%	2	1
FULTON (W)	0	50	3	53	52	98.1%	1	0
HARRISON	15	59	5	79	72	112.5%	7	0
HIGHLAND	4	80	2	86	79	96.3%	7	0
HOLMES	10	42	0	52	40	95.2%	12	0
JEFFERSON #1	4	73	1	78	70	94.6%	8	0
JEFFERSON #2	16	56	0	72	65	116.1%	7	0
JEFFERSON #3	6	75	0	81	69	92.0%	12	8
MAHONING #2	65	456	58	579	510	99.2%	69	32
MAHONING #3	8	99	36	143	129	95.6%	14	3
MAHONING #4	35	282	108	425	407	104.4%	18	3
MAHONING #5	13	157	47	217	187	91.7%	30	10
MEIGS	43	256	6	305	278	106.1%	27	27
MONROE	5	28	6	39	34	100.0%	5	3
MONTGOMERY #1	5	152	50	207	206	102.0%	1	0
MONTGOMERY #2	4	180	54	238	236	100.9%	2	0
MORGAN	0	50	0	50	45	90.0%	5	0
MUSKINGUM	2	71	0	73	70	98.6%	3	0
NOBLE	0	51	0	51	51	100.0%	0	0
PAULDING	1	34	0	35	33	97.1%	2	1
PERRY	3	51	3	57	54	100.0%	3	0
PIKE	5	158	27	190	180	97.3%	10	3
PUTNAM	7	43	0	50	42	97.7%	8	7
SANDUSKY #1	2	53	3	58	56	100.0%	2	0
SANDUSKY #2	5	25	0	30	23	92.0%	7	0
TRUMBULL (C)	10	93	4	107	94	96.9%	13	0
TRUMBULL (E)	7	120	5	132	126	100.8%	6	1
TUSCARAWAS	5	22	0	27	27	122.7%	0	0
VINTON	3	64	14	81	80	102.6%	1	1
WARREN	45	314	138	497	476	105.3%	21	5
STATEWIDE	490	4,913	801	6,204	5,731	100.3%	473	121

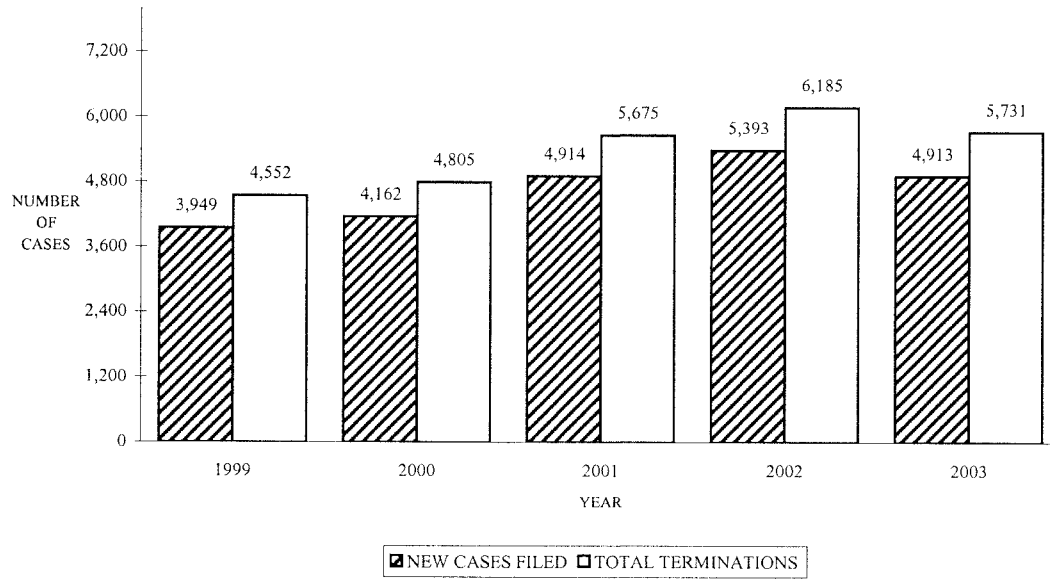
42

COUNTY COURTS
FELONY TERMINATIONS
2003

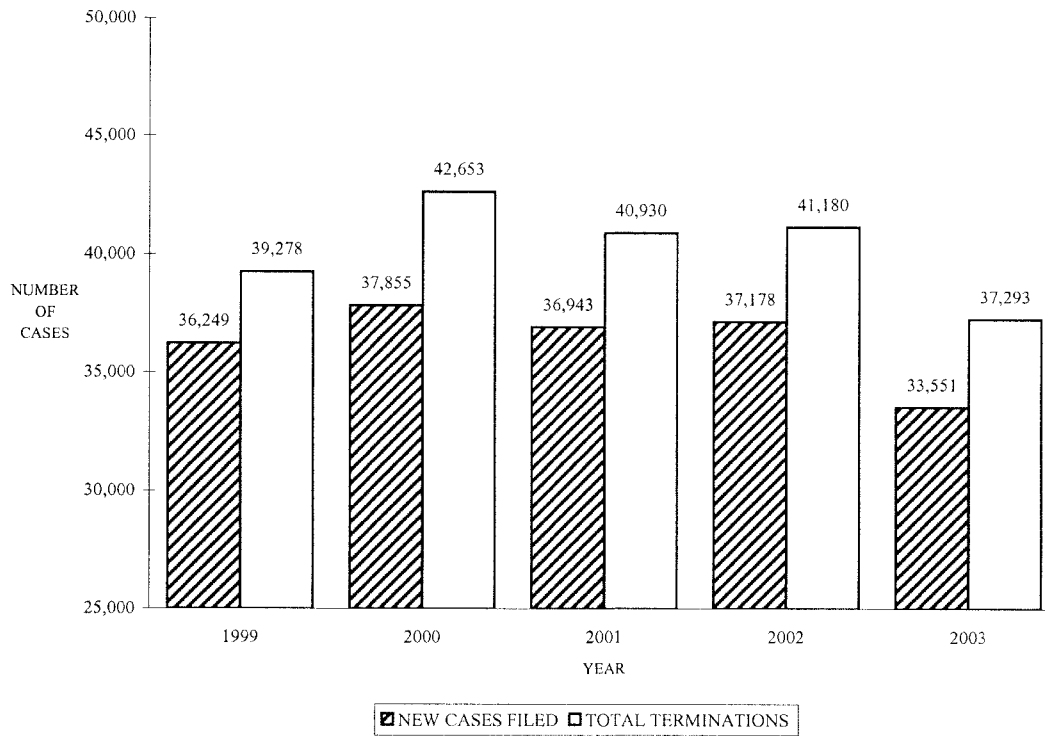
<u>COURT</u>	<u>PRELIMINARY HEARING BINDER</u>	<u>WAIVER PRELIMINARY HEARING</u>	<u>DISMISSAL: LACK OF SPEEDY TRIAL</u>	<u>OTHER DISMIS- SALS</u>	<u>UNAVAIL- ABILITY OF ACCUSED</u>	<u>BANKRUPTCY STAY/INTER- LOCUTORY APPEAL</u>	<u>OTHER TERMIN- ATIONS</u>	<u>TOTAL TERMIN- ATIONS</u>
ADAMS	40	0	0	67	6	0	4	117
ASHTABULA (E)	44	7	2	45	38	2	31	169
ASHTABULA (W)	18	54	0	116	36	0	0	224
BELMONT (E)	63	0	0	33	9	0	1	106
BELMONT (N)	47	0	0	61	36	0	4	148
BELMONT (W)	6	22	0	17	26	0	2	73
BUTLER #1	45	54	0	135	26	0	0	260
BUTLER #2	65	29	0	78	31	0	1	204
BUTLER #3	78	71	0	149	126	0	0	424
CARROLL	16	0	0	81	2	0	0	99
DARKE	0	0	0	0	0	0	0	0
ERIE	18	29	0	20	12	0	0	79
FULTON (E)	17	4	0	16	0	0	0	37
FULTON (W)	6	0	0	44	0	0	2	52
HARRISON	12	13	0	40	7	0	0	72
HIGHLAND	48	0	0	26	3	0	2	79
HOLMES	14	1	0	22	0	0	3	40
JEFFERSON #1	42	0	0	23	5	0	0	70
JEFFERSON #2	41	2	0	13	9	0	0	65
JEFFERSON #3	44	0	1	17	0	7	0	69
MAHONING #2	20	150	0	210	122	0	8	510
MAHONING #3	55	0	0	45	29	0	0	129
MAHONING #4	205	1	3	41	125	0	32	407
MAHONING #5	75	0	0	53	40	0	19	187
MEIGS	13	205	0	11	7	0	42	278
MONROE	7	1	0	7	4	0	15	34
MONTGOMERY #1	23	61	0	71	51	0	0	206
MONTGOMERY #2	23	96	1	67	49	0	0	236
MORGAN	17	8	0	17	3	0	0	45
MUSKINGUM	4	65	0	1	0	0	0	70
NOBLE	49	0	1	1	0	0	0	51
PAULDING	26	2	0	5	0	0	0	33
PERRY	22	7	0	15	2	0	8	54
PIKE	79	2	0	76	23	0	0	180
PUTNAM	18	0	0	23	0	0	1	42
SANDUSKY #1	31	0	0	12	5	0	8	56
SANDUSKY #2	14	0	0	8	1	0	0	23
TRUMBULL (C)	35	38	0	12	9	0	0	94
TRUMBULL (E)	52	58	0	2	14	0	0	126
TUSCARAWAS	24	0	0	3	0	0	0	27
VINTON	16	6	0	34	24	0	0	80
WARREN	246	0	0	48	148	0	34	476
STATEWIDE	1,718	986	8	1,765	1,028	9	217	5,731

42

COUNTY COURTS-FELONY CASES
STATEWIDE NEW CASES FILED AND TOTAL TERMINATIONS COMPARISON
1999-2003



COUNTY COURTS-MISDEMEANOR CASES
STATEWIDE NEW CASES FILED AND TOTAL TERMINATIONS COMPARISON
1999-2003



COUNTY COURTS
MISDEMEANOR OVERALL CASELOADS
2003

<u>COURT</u>	<u>CASES PENDING JANUARY 1</u>	<u>NEW FILINGS</u>	<u>REACTIVATIONS AND TRANSFERS</u>	<u>TOTAL CASES</u>	<u>TOTAL TERMIN- ATIONS</u>	<u>CLEARANCE RATE</u>	<u>CASES PENDING DECEMBER 31</u>	<u>CASES PENDING BEYOND TIME GUIDELINES</u>
ADAMS	75	588	70	733	636	96.7%	97	2
ASHTABULA (E)	111	609	51	771	664	100.6%	107	14
ASHTABULA (W)	177	862	0	1,039	841	97.6%	198	0
BELMONT (E)	176	789	17	982	788	97.8%	194	37
BELMONT (N)	88	1,338	0	1,426	1,317	98.4%	109	0
BELMONT (W)	76	921	0	997	915	99.3%	82	0
BUTLER #1	236	2,253	208	2,697	2,390	97.1%	307	0
BUTLER #2	285	792	76	1,153	987	113.7%	166	0
BUTLER #3	166	1,024	438	1,628	1,429	97.7%	199	0
CARROLL	136	838	17	991	842	98.5%	149	1
DARKE	151	1,287	2	1,440	1,311	101.7%	129	0
ERIE	24	356	29	409	371	96.4%	38	1
FULTON (E)	136	531	0	667	543	102.3%	124	2
FULTON (W)	147	854	111	1,112	976	101.1%	136	9
HARRISON	119	748	96	963	831	98.5%	132	6
HIGHLAND	108	550	100	758	616	94.8%	142	0
HOLMES	93	363	0	456	340	93.7%	116	0
JEFFERSON #1	48	232	3	283	242	103.0%	41	0
JEFFERSON #2	87	307	1	395	347	112.7%	48	0
JEFFERSON #3	97	284	56	437	381	112.1%	56	2
MAHONING #2	305	1,442	298	2,045	1,745	100.3%	300	25
MAHONING #3	92	524	29	645	531	96.0%	114	13
MAHONING #4	166	995	166	1,327	1,204	103.7%	123	4
MAHONING #5	115	424	63	602	490	100.6%	112	7
MEIGS	190	708	33	931	476	64.2%	455	84
MONROE	54	436	28	518	441	95.0%	77	8
MONTGOMERY #1	441	3,234	1,237	4,912	4,337	97.0%	575	2
MONTGOMERY #2	189	1,884	389	2,462	2,228	98.0%	234	5
MORGAN	44	271	4	319	283	102.9%	36	0
MUSKINGUM	96	1,003	47	1,146	1,049	99.9%	97	2
NOBLE	25	239	0	264	247	103.3%	17	0
PAULDING	92	417	24	533	432	98.0%	101	21
PERRY	62	636	89	787	722	99.6%	65	2
PIKE	113	639	172	924	496	61.2%	428	47
PUTNAM	121	671	2	794	636	94.5%	158	34
SANDUSKY #1	56	413	21	490	441	101.6%	49	0
SANDUSKY #2	61	281	19	361	282	94.0%	79	0
TRUMBULL (C)	77	721	40	838	639	84.0%	199	3
TRUMBULL (E)	53	284	30	367	294	93.6%	73	2
TUSCARAWAS	190	830	6	1,026	813	97.2%	213	29
VINTON	74	471	17	562	529	108.4%	33	5
WARREN	321	1,502	673	2,496	2,211	101.7%	285	54
STATEWIDE	5,473	33,551	4,662	39,024	37,293	97.6%	1,731	421

42

COUNTY COURTS
MISDEMEANOR TERMINATIONS
2003

COURT	JURY TRIAL	COURT TRIAL	GUILTY/NO CONTEST TO ORIGINAL CHARGE		GUILTY/NO CONTEST TO REDUCED	DISMISSAL: LACK OF SPEEDY TRIAL	OTHER DISMISSALS	VIOLATIONS BUREAU	TRANSFERRED OUT	UNAVAILABILITY OF PARTY	BANKRUPTCY	
			JUDGE	MAGISTRATE							STAY / INTER-LOCUTORY APPEAL	OTHER TERMINATIONS
ADAMS	0	15	187	0	69	0	159	128	1	72	0	5
ASHTABULA (E)	1	0	248	0	68	26	200	26	0	83	0	12
ASHTABULA (W)	0	6	440	0	94	0	140	60	0	101	0	0
BELMONT (E)	0	24	282	0	49	0	351	23	0	44	0	15
BELMONT (N)	0	0	358	0	4	1	498	69	0	356	0	31
BELMONT (W)	0	9	264	0	24	0	256	123	0	220	0	19
BUTLER #1	1	37	601	0	503	0	702	405	33	104	1	3
BUTLER #2	3	10	439	1	36	0	294	73	28	91	0	12
BUTLER #3	2	32	687	0	5	0	201	83	55	362	0	2
CARROLL	1	3	234	0	111	1	301	143	2	44	0	2
DARKE	3	203	821	1	49	0	171	3	0	60	0	0
ERIE	0	3	198	0	13	0	46	76	0	35	0	0
FULTON (E)	4	199	257	13	12	0	20	4	1	33	0	0
FULTON (W)	1	108	494	0	0	0	133	42	13	162	0	23
HARRISON	0	5	267	0	44	0	291	102	3	118	0	1
HIGHLAND	2	14	213	0	52	0	185	29	0	118	0	3
HOLMES	1	90	148	6	27	0	15	42	9	0	0	2
JEFFERSON #1	0	0	98	0	13	10	80	16	0	25	0	0
JEFFERSON #2	2	0	185	0	23	6	72	16	1	42	0	0
JEFFERSON #3	65	0	237	0	25	10	25	10	0	3	6	0
MAHONING #2	0	9	809	1	188	0	326	35	11	330	0	36
MAHONING #3	1	191	129	0	3	0	66	56	1	81	0	3
MAHONING #4	6	0	481	0	49	17	297	64	1	230	2	57
MAHONING #5	0	0	165	0	88	0	79	2	1	106	0	49
MEIGS	0	0	222	0	19	0	0	6	0	62	0	167
MONROE	0	11	113	0	10	2	111	95	2	41	0	56
MONTGOMERY #1	1	33	648	0	1,003	0	1,273	73	0	1,299	0	7
MONTGOMERY #2	3	18	906	1	379	3	360	104	9	435	0	10
MORGAN	1	1	97	0	21	0	83	61	2	17	0	0
MUSKINGUM	1	17	756	0	0	0	43	173	27	28	0	4
NOBLE	0	0	127	0	0	20	3	64	0	32	0	1
PAULDING	2	10	232	0	43	2	64	33	9	28	0	9
PERRY	6	7	354	0	50	2	87	120	3	70	0	23
PIKE	1	1	286	0	6	0	0	16	10	171	0	5
PUTNAM	0	1	317	0	63	1	207	41	0	0	1	5
SANDUSKY #1	2	1	221	0	28	0	85	57	3	42	0	2
SANDUSKY #2	0	0	135	0	20	3	82	28	0	14	0	0
TRUMBULL (C)	0	4	237	0	44	0	93	142	1	118	0	0
TRUMBULL (E)	1	5	159	0	29	0	40	15	3	41	0	1
TUSCARAWAS	9	33	357	0	117	4	158	83	0	45	0	7
VINTON	0	0	294	0	0	0	75	95	0	65	0	0
WARREN	4	20	836	0	167	0	279	70	51	695	1	88
STATEWIDE	124	1,120	14,539	23	3,548	108	7,951	2,906	280	6,023	11	660

42

COUNTY COURTS
O.M.V.I. OVERALL CASELOADS
2003

<i>COURT</i>	<i>CASES PENDING JANUARY 1</i>	<i>NEW FILINGS</i>	<i>REACTIVATIONS AND TRANSFERS</i>	<i>TOTAL CASES</i>	<i>TOTAL TERMIN- ATIONS</i>	<i>CLEARANCE RATE</i>	<i>CASES PENDING DECEMBER 31</i>	<i>CASES PENDING BEYOND TIME GUIDELINES</i>
ADAMS	58	203	8	269	192	91.0%	77	11
ASHTABULA (E)	26	133	13	172	141	96.6%	31	6
ASHTABULA (W)	71	306	0	377	297	97.1%	80	0
BELMONT (E)	58	318	0	376	329	103.5%	47	4
BELMONT (N)	18	319	0	337	317	99.4%	20	0
BELMONT (W)	35	221	0	256	236	106.8%	20	0
BUTLER #1	30	263	18	311	269	95.7%	42	0
BUTLER #2	78	230	21	329	269	107.2%	60	0
BUTLER #3	53	429	40	522	445	94.9%	77	0
CARROLL	26	158	3	187	148	91.9%	39	1
DARKE	41	235	0	276	241	102.6%	35	3
ERIE	32	174	15	221	183	96.8%	38	0
FULTON (E)	37	183	0	220	162	88.5%	58	3
FULTON (W)	11	138	0	149	122	88.4%	27	1
HARRISON	22	126	5	153	142	108.4%	11	1
HIGHLAND	23	98	7	128	111	105.7%	17	0
HOLMES	40	92	0	132	114	123.9%	18	0
JEFFERSON #1	43	302	1	346	286	94.4%	60	0
JEFFERSON #2	51	217	0	268	236	108.8%	32	0
JEFFERSON #3	20	107	46	173	161	105.2%	12	0
MAHONING #2	101	358	26	485	351	91.4%	134	8
MAHONING #3	54	136	9	199	153	105.5%	46	7
MAHONING #4	144	410	44	598	512	112.8%	86	3
MAHONING #5	86	196	4	286	226	113.0%	60	2
MEIGS	23	147	19	189	162	97.6%	27	2
MONROE	9	40	2	51	40	95.2%	11	1
MONTGOMERY #1	36	230	38	304	238	88.8%	66	0
MONTGOMERY #2	56	270	17	343	305	106.3%	38	1
MORGAN	10	52	1	63	56	105.7%	7	0
MUSKINGUM	55	421	14	490	434	99.8%	56	1
NOBLE	7	102	2	111	79	76.0%	32	0
PAULDING	26	122	3	151	126	100.8%	25	4
PERRY	26	163	10	199	167	96.5%	32	0
PIKE	41	305	22	368	216	66.1%	152	17
PUTNAM	40	228	2	270	224	97.4%	46	4
SANDUSKY #1	42	209	11	262	232	105.5%	30	0
SANDUSKY #2	15	149	8	172	140	89.2%	32	0
TRUMBULL (C)	21	100	1	122	99	98.0%	23	0
TRUMBULL (E)	17	98	3	118	83	82.2%	35	1
TUSCARAWAS	54	203	5	262	201	96.6%	61	16
VINTON	25	113	0	138	116	102.7%	22	4
WARREN	120	358	61	539	438	104.5%	101	9
STATEWIDE	1,781	8,662	479	10,443	8,999	98.4%	1,444	110

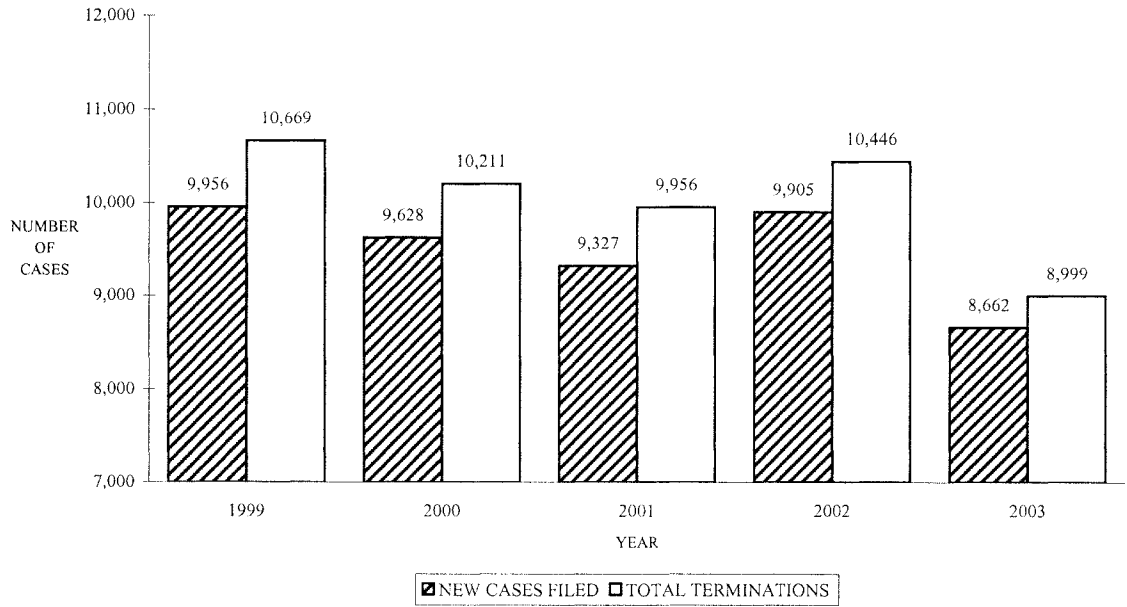
42

COUNTY COURTS
O.M.V.I. TERMINATIONS
2003

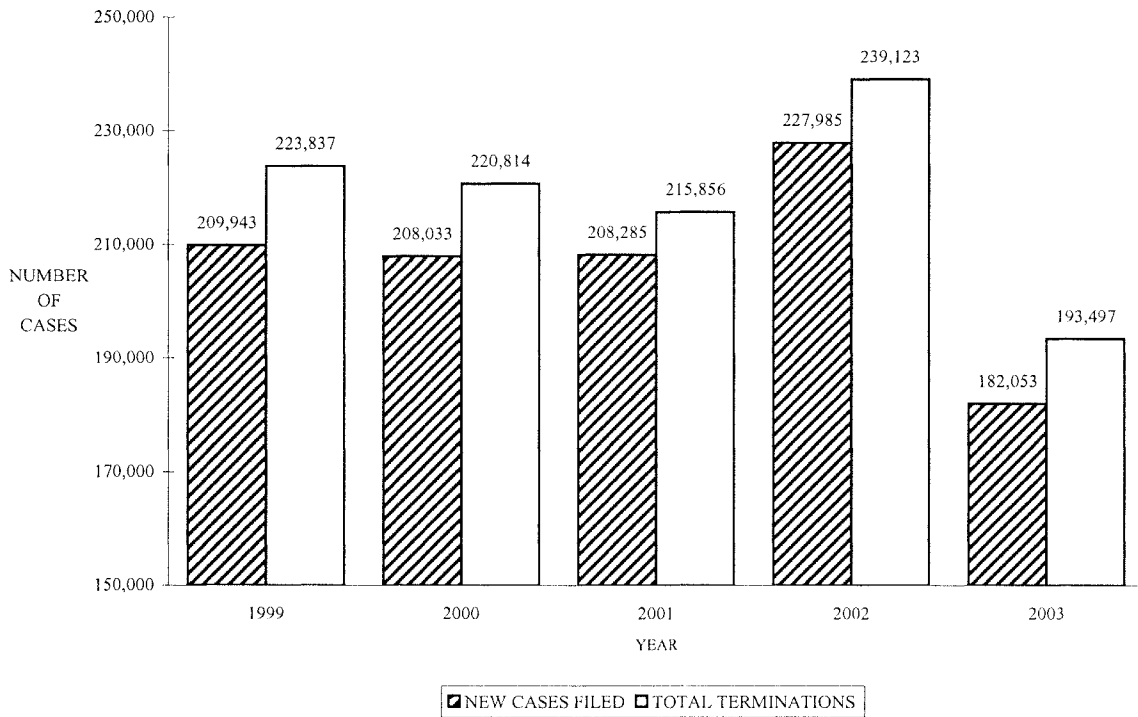
COURT	JURY TRIAL	COURT TRIAL	GUILTY/NO CONTEST TO ORIGINAL CHARGE		GUILTY/NO CONTEST TO REDUCED	DISMISSAL: LACK OF SPEEDY TRIAL	OTHER DISMISSALS	TRANSFERRED OUT	UNAVAILABILITY OF PARTY	BANKRUPTCY	OTHER TERMINATIONS	TOTAL TERMINATIONS
			JUDGE	REFEREE						STAY/INTER-LOCUTORY APPEAL		
ADAMS	2	4	113	0	42	1	16	0	14	0	0	192
ASHTABULA (E)	0	0	101	0	17	6	8	0	9	0	0	141
ASHTABULA (W)	2	0	188	0	77	0	15	0	15	0	0	297
BELMONT (E)	0	0	118	0	149	0	33	0	7	0	22	329
BELMONT (N)	0	0	276	0	7	0	23	0	10	0	1	317
BELMONT (W)	0	1	163	0	18	0	42	1	8	0	3	236
BUTLER #1	1	7	159	0	72	0	6	13	10	1	0	269
BUTLER #2	0	1	222	0	8	0	6	4	27	0	1	269
BUTLER #3	4	4	352	0	1	0	6	23	54	0	1	445
CARROLL	0	0	96	0	23	0	26	0	3	0	0	148
DARKE	0	64	126	0	38	1	7	0	5	0	0	241
ERIE	1	0	134	0	5	0	23	0	20	0	0	183
FULTON (E)	2	104	46	1	1	0	4	0	4	0	0	162
FULTON (W)	0	53	54	0	0	0	7	0	5	0	3	122
HARRISON	0	0	68	0	47	0	18	1	7	0	1	142
HIGHLAND	1	0	64	0	28	0	8	0	7	0	3	111
HOLMES	0	66	38	3	1	0	3	0	0	0	3	114
JEFFERSON #1	0	0	109	0	103	11	54	0	9	0	0	286
JEFFERSON #2	0	2	102	0	83	3	27	10	9	0	0	236
JEFFERSON #3	8	0	94	0	38	2	9	0	0	10	0	161
MAHONING #2	0	0	152	0	145	0	11	2	39	0	2	351
MAHONING #3	0	103	10	0	23	0	6	0	8	0	3	153
MAHONING #4	0	0	281	0	152	5	15	0	28	2	29	512
MAHONING #5	0	0	92	0	94	0	4	0	18	0	18	226
MEIGS	0	0	47	0	35	0	35	0	12	0	33	162
MONROE	0	0	29	0	6	0	4	0	0	0	1	40
MONTGOMERY #1	0	3	90	0	100	0	5	0	39	0	1	238
MONTGOMERY #2	0	2	248	0	17	1	11	0	25	0	1	305
MORGAN	0	0	44	0	4	0	5	1	2	0	0	56
MUSKINGUM	2	2	403	0	1	0	13	4	6	0	3	434
NOBLE	0	0	69	0	0	4	1	1	4	0	0	79
PAULDING	0	0	47	0	63	0	11	3	2	0	0	126
PERRY	1	0	146	0	7	1	4	0	7	0	1	167
PIKE	1	0	179	0	3	0	0	9	21	0	3	216
PUTNAM	0	0	101	0	75	2	40	0	3	0	3	224
SANDUSKY #1	0	0	187	0	17	1	7	0	18	0	2	232
SANDUSKY #2	0	0	91	0	37	0	3	0	9	0	0	140
TRUMBULL (C)	0	2	58	0	30	0	3	0	6	0	0	99
TRUMBULL (E)	0	0	54	0	21	0	2	0	6	0	0	83
TUSCARAWAS	1	0	117	0	47	1	20	2	9	0	4	201
VINTON	1	0	78	0	0	0	30	0	7	0	0	116
WARREN	4	0	267	0	77	0	13	8	60	0	9	438
STATEWIDE	31	418	5,413	4	1,712	39	584	82	552	13	151	8,999

42

COUNTY COURTS-O.M.V.I. CASES
 STATEWIDE NEW CASES FILED AND TOTAL TERMINATIONS COMPARISON
 1999-2003



COUNTY COURTS-OTHER TRAFFIC CASES
 STATEWIDE NEW CASES FILED AND TOTAL TERMINATIONS COMPARISON
 1999-2003



COUNTY COURTS
OTHER TRAFFIC OVERALL CASELOADS
2003

<i>COURT</i>	<i>CASES PENDING JANUARY 1</i>	<i>NEW FILLINGS</i>	<i>REACTIVATIONS AND TRANSFERS</i>	<i>TOTAL CASES</i>	<i>TOTAL TERMIN- ATIONS</i>	<i>CLEARANCE RATE</i>	<i>CASES PENDING DECEMBER 31</i>	<i>CASES PENDING BEYOND TIME GUIDELINES</i>
ADAMS	349	5,361	153	5,863	5,707	103.5%	156	5
ASHTABULA (E)	136	3,348	222	3,706	3,537	99.1%	169	6
ASHTABULA (W)	241	3,946	0	4,187	3,459	87.7%	728	0
BELMONT (E)	344	2,962	2	3,308	3,124	105.4%	184	11
BELMONT (N)	131	1,767	0	1,898	1,784	101.0%	114	0
BELMONT (W)	605	4,861	0	5,466	5,178	106.5%	288	0
BUTLER #1	240	5,420	135	5,795	5,421	97.6%	374	0
BUTLER #2	1,003	8,442	511	9,956	9,184	102.6%	772	0
BUTLER #3	484	5,481	464	6,429	6,055	101.9%	374	0
CARROLL	147	2,474	14	2,635	2,524	101.4%	111	0
DARKE	177	4,697	1	4,875	4,733	100.7%	142	1
ERIE	395	11,146	1,005	12,546	12,103	99.6%	443	0
FULTON (E)	333	5,324	1	5,658	5,470	102.7%	188	0
FULTON (W)	401	5,851	329	6,581	6,328	102.4%	253	6
HARRISON	115	3,503	208	3,826	3,728	100.5%	98	3
HIGHLAND	53	491	30	574	528	101.3%	46	0
HOLMES	142	2,312	0	2,454	2,313	100.0%	141	0
JEFFERSON #1	79	4,284	0	4,363	4,217	98.4%	146	0
JEFFERSON #2	74	1,929	17	2,020	1,943	99.8%	77	0
JEFFERSON #3	170	2,407	14	2,591	2,393	98.8%	198	39
MAHONING #2	653	7,333	336	8,322	7,544	98.4%	778	42
MAHONING #3	165	2,375	126	2,666	2,489	99.5%	177	15
MAHONING #4	959	10,881	782	12,622	12,025	103.1%	597	21
MAHONING #5	401	6,698	432	7,531	7,279	102.1%	252	11
MEIGS	316	2,859	13	3,188	2,763	96.2%	425	154
MONROE	30	954	23	1,007	970	99.3%	37	2
MONTGOMERY #1	445	7,633	1,441	9,519	9,030	99.5%	489	2
MONTGOMERY #2	225	5,527	369	6,121	5,869	99.5%	252	0
MORGAN	31	573	5	609	591	102.2%	18	0
MUSKINGUM	434	8,998	19	9,451	9,073	100.6%	378	1
NOBLE	19	1,652	1	1,672	1,659	100.4%	13	0
PAULDING	113	3,220	15	3,348	3,244	100.3%	104	7
PERRY	82	2,177	130	2,389	2,297	99.6%	92	1
PIKE	179	2,597	302	3,078	2,768	95.5%	310	72
PUTNAM	192	2,250	0	2,442	2,285	101.6%	157	46
SANDUSKY #1	492	7,499	781	8,772	8,371	101.1%	401	0
SANDUSKY #2	329	5,098	251	5,678	5,361	100.2%	317	0
TRUMBULL (C)	133	1,556	29	1,718	1,608	101.5%	110	0
TRUMBULL (E)	45	915	39	999	929	97.4%	70	6
TUSCARAWAS	191	3,725	119	4,035	3,865	100.5%	170	10
VINTON	191	1,858	9	2,058	1,977	105.9%	81	3
WARREN	518	9,669	1,923	12,110	11,771	101.5%	339	4
STATEWIDE	11,762	182,053	10,251	193,815	193,497	100.6%	318	468

42

**COUNTY COURTS
OTHER TRAFFIC TERMINATIONS
2003**

COURT	JURY TRIAL	COURT TRIAL	GUILTY/NO CONTEST TO ORIGINAL CHARGE		GUILTY/NO CONTEST TO REDUCED	DISMISSAL: LACK OF SPEEDY TRIAL	OTHER DISMISSALS	VIOLATIONS BUREAU	TRANSFERRED OUT	UNAVAILABILITY OF PARTY	BANKRUPTCY	OTHER TERMINATIONS
			JUDGE	MAGISTRATE							STAY / INTER-LOCUTORY APPEAL	
ADAMS	2	2	509	0	93	4	109	4,691	0	296	0	1
ASHTABULA (E)	3	12	277	1	91	12	53	2,818	0	250	0	20
ASHTABULA (W)	0	0	696	0	125	0	99	2,441	0	98	0	0
BELMONT (E)	0	15	260	0	87	3	66	2,478	0	204	0	11
BELMONT (N)	0	1	341	1	4	0	50	1,239	0	146	0	2
BELMONT (W)	0	40	297	0	26	0	58	4,358	0	392	0	7
BUTLER #1	5	63	951	0	227	0	187	3,761	14	211	1	1
BUTLER #2	16	4	1,603	0	65	0	210	6,455	6	815	0	10
BUTLER #3	7	69	1,357	0	12	0	148	3,794	17	611	0	40
CARROLL	1	10	711	0	46	1	68	1,658	0	29	0	0
DARKE	1	92	1,317	4	48	0	44	3,016	0	210	0	1
ERIE	0	29	841	0	16	0	49	9,908	0	1,260	0	0
FULTON (E)	2	284	747	11	13	0	18	3,604	0	788	0	3
FULTON (W)	0	80	366	0	0	0	82	5,303	2	431	0	64
HARRISON	0	12	333	0	73	0	76	2,990	6	237	0	1
HIGHLAND	0	14	180	0	9	0	33	230	0	57	0	5
HOLMES	0	66	294	12	1	0	5	1,934	0	0	0	1
JEFFERSON #1	0	0	852	0	21	11	139	2,952	1	241	0	0
JEFFERSON #2	5	0	458	0	19	2	76	1,283	0	97	0	3
JEFFERSON #3	18	0	513	0	15	8	18	1,747	0	68	5	1
MAHONING #2	2	19	1,521	0	634	3	235	4,254	0	270	0	606
MAHONING #3	1	302	356	0	2	1	32	1,629	0	66	0	100
MAHONING #4	13	0	1,832	0	578	43	176	8,259	5	222	0	897
MAHONING #5	0	0	680	0	344	0	125	5,517	0	576	0	37
MEIGS	0	0	388	0	17	0	0	1,949	0	86	0	323
MONROE	0	7	78	0	7	0	7	812	0	49	0	10
MONTGOMERY #1	4	16	2,451	0	610	2	358	4,015	0	1,569	0	5
MONTGOMERY #2	7	19	2,247	0	67	9	251	2,631	1	631	0	6
MORGAN	1	0	148	0	2	0	26	398	1	15	0	0
MUSKINGUM	0	47	730	0	0	0	24	8,224	7	28	0	13
NOBLE	0	1	118	0	0	4	2	1,352	1	181	0	0
PAULDING	0	12	385	0	56	0	24	2,644	3	118	0	2
PERRY	2	3	279	0	9	2	20	1,820	1	159	0	2
PIKE	4	1	932	0	7	0	0	1,493	3	326	0	2
PUTNAM	2	0	463	0	75	4	170	1,565	0	4	0	2
SANDUSKY #1	2	3	432	0	192	1	55	6,455	3	1,227	0	1
SANDUSKY #2	2	6	333	0	201	1	121	4,326	0	371	0	0
TRUMBULL (C)	1	4	372	0	67	0	31	1,062	0	71	0	0
TRUMBULL (E)	1	3	370	0	30	1	15	430	1	77	0	1
TUSCARAWAS	1	5	457	14	61	2	80	3,036	2	205	0	2
VINTON	0	0	433	1	0	0	54	1,329	0	160	0	0
WARREN	2	41	4,392	0	198	4	93	4,841	6	2,145	0	49
STATEWIDE	105	1,282	32,300	44	4,148	118	3,487	134,701	80	14,997	6	2,229

42

COUNTY COURTS
PERSONAL INJURY AND PROPERTY DAMAGE OVERALL CASELOADS
2003

<u>COURT</u>	<u>CASES PENDING JANUARY 1</u>	<u>NEW FILINGS</u>	<u>REACTIVATIONS AND TRANSFERS</u>	<u>TOTAL CASES</u>	<u>TOTAL TERMIN- ATIONS</u>	<u>CLEARANCE RATE</u>	<u>CASES PENDING DECEMBER 31</u>	<u>CASES PENDING BEYOND TIME GUIDELINES</u>
ADAMS	8	30	0	38	22	73.3%	16	0
ASHTABULA (E)	13	12	0	25	15	125.0%	10	0
ASHTABULA (W)	0	0	0	0	0	-	0	0
BELMONT (E)	4	1	0	5	5	500.0%	0	0
BELMONT (N)	6	22	0	28	17	77.3%	11	0
BELMONT (W)	5	33	0	38	23	69.7%	15	0
BUTLER #1	5	26	1	32	17	63.0%	15	0
BUTLER #2	5	14	0	19	15	107.1%	4	0
BUTLER #3	18	55	0	73	40	72.7%	33	0
CARROLL	0	0	0	0	0	-	0	0
DARKE	11	36	0	47	34	94.4%	13	0
ERIE	4	10	0	14	6	60.0%	8	0
FULTON (E)	0	0	0	0	0	-	0	0
FULTON (W)	0	0	0	0	0	-	0	0
HARRISON	4	4	0	8	8	200.0%	0	0
HIGHLAND	2	8	0	10	4	50.0%	6	0
HOLMES	0	0	0	0	0	-	0	0
JEFFERSON #1	0	0	0	0	0	-	0	0
JEFFERSON #2	0	0	0	0	0	-	0	0
JEFFERSON #3	0	0	0	0	0	-	0	0
MAHONING #2	21	78	1	100	79	100.0%	21	1
MAHONING #3	0	0	0	0	0	-	0	0
MAHONING #4	13	43	3	59	34	73.9%	25	0
MAHONING #5	4	3	1	8	8	200.0%	0	0
MEIGS	11	16	3	30	22	115.8%	8	1
MONROE	0	0	0	0	0	-	0	0
MONTGOMERY #1	13	57	0	70	47	82.5%	23	0
MONTGOMERY #2	36	57	1	94	71	122.4%	23	0
MORGAN	0	4	0	4	4	100.0%	0	0
MUSKINGUM	0	0	0	0	0	-	0	0
NOBLE	0	12	0	12	8	66.7%	4	0
PAULDING	3	6	1	10	8	114.3%	2	0
PERRY	6	24	0	30	18	75.0%	12	0
PIKE	15	33	0	48	25	75.8%	23	2
PUTNAM	0	0	0	0	0	-	0	0
SANDUSKY #1	0	2	0	2	1	-	1	0
SANDUSKY #2	2	8	0	10	7	87.5%	3	0
TRUMBULL (C)	6	31	0	37	21	67.7%	16	0
TRUMBULL (E)	2	7	0	9	5	71.4%	4	0
TUSCARAWAS	0	1	0	1	1	-	0	0
VINTON	0	0	0	0	0	-	0	0
WARREN	17	27	0	44	28	103.7%	16	0
STATEWIDE	234	660	11	894	593	88.4%	301	4

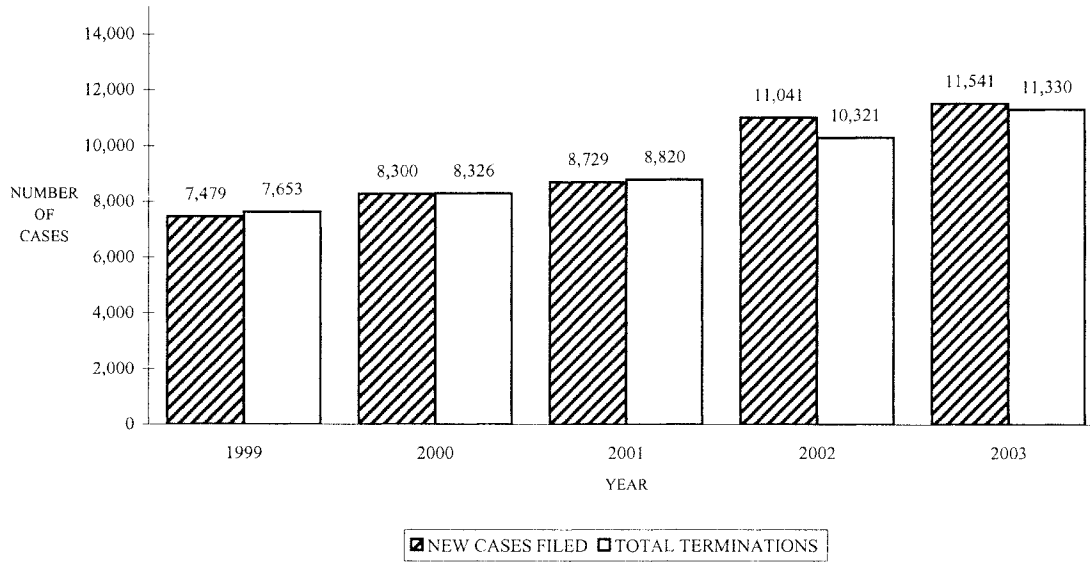
42

COUNTY COURTS
PERSONAL INJURY AND PROPERTY DAMAGE TERMINATIONS
2003

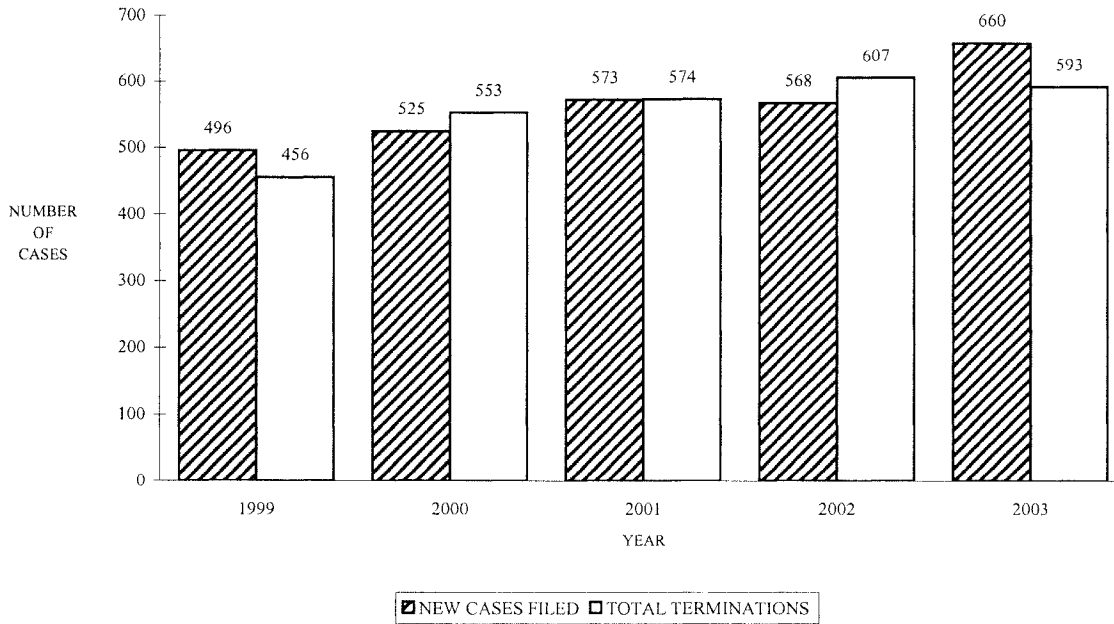
<i>COURT</i>	<i>JURY TRIAL</i>	<i>COURT TRIAL</i>	<i>DEFAULT HEARING BY JUDGE</i>	<i>DEFAULT HEARING BY MAGISTRATE</i>	<i>DISMISSALS</i>			<i>PRIVATE JUDGE REFERRAL</i>	<i>UNAVAIL- ABILITY OF PARTY</i>	<i>BANKRUPTCY STAY / INTER- LOCUTORY APPEAL</i>	<i>OTHER TERMIN- ATIONS</i>	<i>TOTAL TERMIN- ATIONS</i>
					<i>FOR WANT OF PROS- ECUTION</i>	<i>OTHER DISMIS- SALS</i>	<i>TRANS- FERRED OUT</i>					
ADAMS	0	0	16	0	6	0	0	0	0	0	0	22
ASHTABULA (E)	3	0	7	0	0	5	0	0	0	0	0	15
ASHTABULA (W)	0	0	0	0	0	0	0	0	0	0	0	0
BELMONT (E)	0	0	3	0	0	2	0	0	0	0	0	5
BELMONT (N)	0	0	14	0	0	2	0	0	0	0	1	17
BELMONT (W)	0	0	22	0	0	1	0	0	0	0	0	23
BUTLER #1	1	1	14	0	0	1	0	0	0	0	0	17
BUTLER #2	0	0	13	0	0	2	0	0	0	0	0	15
BUTLER #3	0	0	29	0	0	9	1	0	0	1	0	40
CARROLL	0	0	0	0	0	0	0	0	0	0	0	0
DARKE	0	2	22	0	0	10	0	0	0	0	0	34
ERIE	0	0	4	0	0	2	0	0	0	0	0	6
FULTON (E)	0	0	0	0	0	0	0	0	0	0	0	0
FULTON (W)	0	0	0	0	0	0	0	0	0	0	0	0
HARRISON	0	2	3	0	0	3	0	0	0	0	0	8
HIGHLAND	0	1	3	0	0	0	0	0	0	0	0	4
HOLMES	0	0	0	0	0	0	0	0	0	0	0	0
JEFFERSON #1	0	0	0	0	0	0	0	0	0	0	0	0
JEFFERSON #2	0	0	0	0	0	0	0	0	0	0	0	0
JEFFERSON #3	0	0	0	0	0	0	0	0	0	0	0	0
MAHONING #2	0	4	52	0	0	21	0	0	0	1	1	79
MAHONING #3	0	0	0	0	0	0	0	0	0	0	0	0
MAHONING #4	0	2	20	1	0	8	0	0	0	0	3	34
MAHONING #5	0	0	5	0	0	3	0	0	0	0	0	8
MEIGS	0	0	0	0	0	14	0	0	0	0	8	22
MONROE	0	0	0	0	0	0	0	0	0	0	0	0
MONTGOMERY #1	1	0	38	0	0	8	0	0	0	0	0	47
MONTGOMERY #2	0	2	48	0	1	13	2	2	0	1	2	71
MORGAN	0	0	3	0	0	1	0	0	0	0	0	4
MUSKINGUM	0	0	0	0	0	0	0	0	0	0	0	0
NOBLE	0	0	4	0	3	0	0	0	1	0	0	8
PAULDING	0	0	6	0	0	2	0	0	0	0	0	8
PERRY	0	1	14	0	0	3	0	0	0	0	0	18
PIKE	0	0	19	0	0	5	0	0	0	0	1	25
PUTNAM	0	0	0	0	0	0	0	0	0	0	0	0
SANDUSKY #1	0	0	0	0	0	1	0	0	0	0	0	1
SANDUSKY #2	0	0	3	0	0	4	0	0	0	0	0	7
TRUMBULL (C)	0	0	15	1	0	5	0	0	0	0	0	21
TRUMBULL (E)	0	0	4	0	0	1	0	0	0	0	0	5
TUSCARAWAS	0	0	1	0	0	0	0	0	0	0	0	1
VINTON	0	0	0	0	0	0	0	0	0	0	0	0
WARREN	0	3	0	22	0	1	0	0	0	0	2	28
STATEWIDE	5	18	382	24	10	127	3	2	1	3	18	593

42

COUNTY COURTS-CONTRACTS CASES
STATEWIDE NEW CASES FILED AND TOTAL TERMINATIONS COMPARISON
1999-2003



COUNTY COURTS-PERSONAL INJURY and PROPERTY DAMAGE CASES
STATEWIDE NEW CASES FILED AND TOTAL TERMINATIONS COMPARISON
1999-2003



COUNTY COURTS
CONTRACTS OVERALL CASELOADS
2003

<u>COURT</u>	<u>CASES PENDING JANUARY 1</u>	<u>NEW FILINGS</u>	<u>REACTIVATIONS AND TRANSFERS</u>	<u>TOTAL CASES</u>	<u>TOTAL TERMIN- ATIONS</u>	<u>CLEARANCE RATE</u>	<u>CASES PENDING DECEMBER 31</u>	<u>CASES PENDING BEYOND TIME GUIDELINES</u>
ADAMS	99	363	0	462	360	99.2%	102	4
ASHTABULA (E)	97	380	1	478	337	88.5%	141	15
ASHTABULA (W)	130	405	0	535	382	94.3%	153	11
BELMONT (E)	51	211	1	263	207	97.6%	56	0
BELMONT (N)	33	196	0	229	182	92.9%	47	0
BELMONT (W)	41	252	0	293	218	86.5%	75	0
BUTLER #1	76	184	4	264	193	102.7%	71	0
BUTLER #2	92	141	5	238	138	94.5%	100	0
BUTLER #3	182	499	9	690	482	94.9%	208	0
CARROLL	1	0	1	2	1	100.0%	1	0
DARKE	190	701	0	891	758	108.1%	133	2
ERIE	15	43	0	58	43	100.0%	15	0
FULTON (E)	0	0	0	0	0	-	0	0
FULTON (W)	0	0	0	0	0	-	0	0
HARRISON	38	156	2	196	161	101.9%	35	0
HIGHLAND	18	35	3	56	27	71.1%	29	0
HOLMES	48	211	0	259	215	101.9%	44	0
JEFFERSON #1	34	139	1	174	137	97.9%	37	0
JEFFERSON #2	65	224	0	289	208	92.9%	81	0
JEFFERSON #3	39	131	0	170	126	96.2%	44	4
MAHONING #2	125	487	1	613	459	94.1%	154	8
MAHONING #3	54	151	0	205	166	109.9%	39	1
MAHONING #4	166	762	36	964	723	90.6%	241	11
MAHONING #5	103	268	18	389	274	95.8%	115	8
MEIGS	117	192	7	316	263	132.2%	53	0
MONROE	0	0	0	0	0	-	0	0
MONTGOMERY #1	198	972	1	1,171	903	92.8%	268	0
MONTGOMERY #2	212	695	2	909	706	101.3%	203	1
MORGAN	34	142	0	176	148	104.2%	28	0
MUSKINGUM	154	600	3	757	566	93.9%	191	1
NOBLE	14	78	1	93	74	93.7%	19	0
PAULDING	9	19	0	28	24	126.3%	4	0
PERRY	78	544	0	622	512	94.1%	110	0
PIKE	186	340	2	528	330	96.5%	198	86
PUTNAM	75	361	0	436	356	98.6%	80	0
SANDUSKY #1	30	201	0	231	177	88.1%	54	0
SANDUSKY #2	32	161	0	193	0	0.0%	193	0
TRUMBULL (C)	77	203	3	283	230	111.7%	53	0
TRUMBULL (E)	39	180	6	225	177	95.2%	48	0
TUSCARAWAS	71	244	10	325	258	101.6%	67	0
VINTON	0	0	0	0	0	-	0	0
WARREN	214	670	19	903	0	0.0%	903	2
STATEWIDE	3,237	11,541	136	14,778	11,330	97.0%	3,448	154

42

COUNTY COURTS
CONTRACTS TERMINATIONS
2003

<u>COURT</u>	<u>JURY TRIAL</u>	<u>COURT TRIAL</u>	<u>DEFAULT HEARING BY JUDGE</u>	<u>DEFAULT HEARING BY MAGISTRATE</u>	<u>FOR WANT OF PROSECUTION</u>	<u>OTHER DISMISSALS</u>	<u>TRANSFERRED OUT</u>	<u>PRIVATE JUDGE REFERRAL</u>	<u>BANKRUPTCY</u>		<u>OTHER TERMINATIONS</u>	<u>TOTAL TERMINATIONS</u>
									<u>UNAVAILABILITY OF PARTY</u>	<u>STAY / INTER-LOCUTORY APPEAL</u>		
ADAMS	0	0	289	0	62	2	0	0	0	7	0	360
ASHTABULA (E)	9	1	262	0	1	50	1	0	0	11	2	337
ASHTABULA (W)	0	0	267	0	0	101	0	0	0	14	0	382
BELMONT (E)	0	0	159	0	0	42	0	0	0	0	6	207
BELMONT (N)	0	1	139	0	0	28	0	1	0	4	9	182
BELMONT (W)	0	0	173	0	0	41	0	0	0	2	2	218
BUTLER #1	10	8	135	7	0	30	0	0	0	0	3	193
BUTLER #2	0	1	57	1	33	37	3	0	0	3	3	138
BUTLER #3	1	0	321	9	0	136	1	0	0	7	7	482
CARROLL	0	0	1	0	0	0	0	0	0	0	0	1
DARKE	0	23	596	0	0	122	0	0	0	12	5	758
ERIE	0	0	30	1	0	11	0	1	0	0	0	43
FULTON (E)	0	0	0	0	0	0	0	0	0	0	0	0
FULTON (W)	0	0	0	0	0	0	0	0	0	0	0	0
HARRISON	0	3	124	0	0	28	1	0	0	5	0	161
HIGHLAND	0	2	17	0	0	5	1	0	0	2	0	27
HOLMES	0	0	186	0	0	24	0	0	0	3	2	215
JEFFERSON #1	0	0	118	0	0	13	0	0	5	1	0	137
JEFFERSON #2	0	0	149	0	0	34	18	0	5	1	1	208
JEFFERSON #3	0	0	28	0	0	11	68	0	16	2	1	126
MAHONING #2	5	14	334	2	0	76	2	0	0	13	13	459
MAHONING #3	2	4	116	0	0	36	0	0	0	8	0	166
MAHONING #4	3	16	518	12	0	107	9	0	8	24	26	723
MAHONING #5	0	21	168	0	0	72	4	0	0	5	4	274
MEIGS	0	0	7	0	0	186	0	0	0	2	68	263
MONROE	0	0	0	0	0	0	0	0	0	0	0	0
MONTGOMERY #1	1	13	713	0	0	152	0	1	0	12	11	903
MONTGOMERY #2	1	25	552	0	12	84	0	0	0	15	17	706
MORGAN	0	0	102	0	1	26	17	0	0	2	0	148
MUSKINGUM	1	1	530	0	0	30	3	0	0	0	1	566
NOBLE	0	0	37	4	25	3	2	0	1	2	0	74
PAULDING	0	0	15	0	0	7	0	0	0	2	0	24
PERRY	0	1	386	1	58	41	1	2	0	14	8	512
PIKE	0	0	232	0	0	91	0	0	0	5	2	330
PUTNAM	0	0	260	0	0	79	0	1	0	0	16	356
SANDUSKY #1	1	5	136	0	0	31	0	1	0	1	2	177
SANDUSKY #2	1	3	93	0	0	26	0	0	0	2	1	126
TRUMBULL (C)	0	21	152	0	6	43	1	0	0	7	0	230
TRUMBULL (E)	0	18	125	0	4	27	0	0	0	3	0	177
TUSCARAWAS	0	5	201	0	0	50	0	0	0	0	2	258
VINTON	0	0	0	0	0	0	0	0	0	0	0	0
WARREN	0	50	4	621	0	4	0	0	0	0	4	683
STATEWIDE	35	236	7,732	658	202	1,886	132	7	35	191	216	11,330

42

COUNTY COURTS
F.E.D. OVERALL CASELOADS
2003

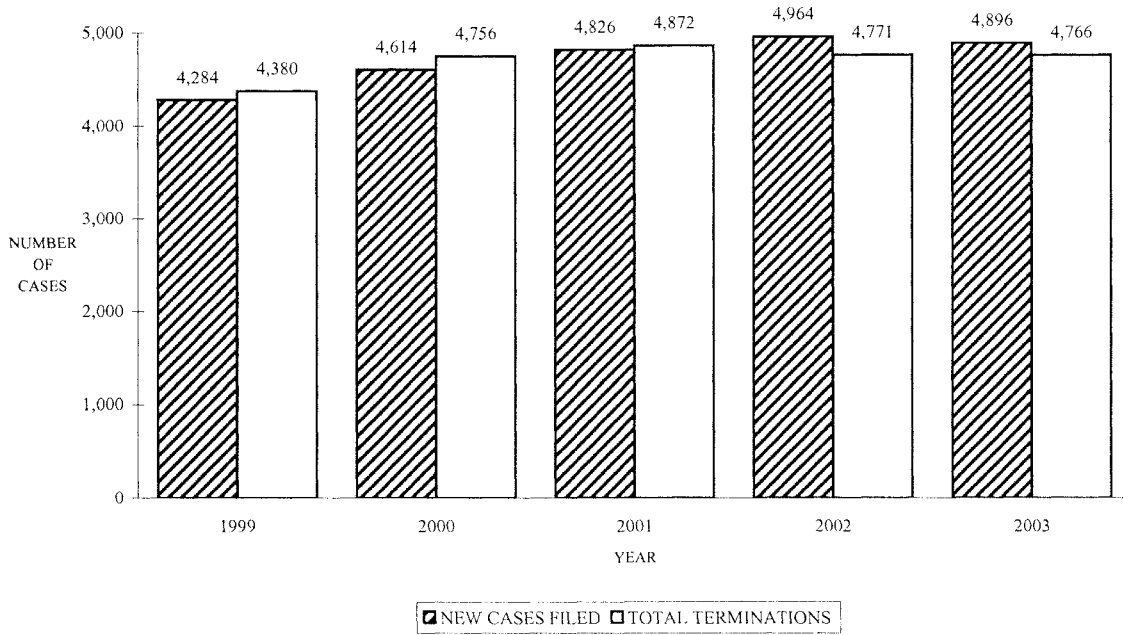
<u>COURT</u>	<u>CASES PENDING JANUARY 1</u>	<u>NEW FILINGS</u>	<u>REACTIVATIONS AND TRANSFERS</u>	<u>TOTAL CASES</u>	<u>TOTAL TERMIN- ATIONS</u>	<u>CLEARANCE RATE</u>	<u>CASES PENDING DECEMBER 31</u>	<u>CASES PENDING BEYOND TIME GUIDELINES</u>
ADAMS	16	99	0	115	102	103.0%	13	0
ASHTABULA (E)	6	67	0	73	62	92.5%	11	1
ASHTABULA (W)	18	147	0	165	118	80.3%	47	0
BELMONT (E)	9	71	0	80	69	97.2%	11	0
BELMONT (N)	12	77	0	89	69	89.6%	20	0
BELMONT (W)	7	39	0	46	43	110.3%	3	0
BUTLER #1	29	107	1	137	105	97.2%	32	0
BUTLER #2	98	445	0	543	448	100.7%	95	0
BUTLER #3	100	678	0	778	630	92.9%	148	0
CARROLL	10	59	0	69	56	94.9%	13	0
DARKE	12	122	1	135	128	104.1%	7	0
ERIE	5	18	0	23	17	94.4%	6	0
FULTON (E)	4	45	0	49	38	84.4%	11	0
FULTON (W)	6	73	0	79	73	100.0%	6	0
HARRISON	6	40	0	46	44	110.0%	2	0
HIGHLAND	4	57	0	61	52	91.2%	9	0
HOLMES	8	31	0	39	33	106.5%	6	0
JEFFERSON #1	11	39	1	51	35	87.5%	16	0
JEFFERSON #2	3	40	0	43	36	90.0%	7	0
JEFFERSON #3	3	20	0	23	22	110.0%	1	0
MAHONING #2	28	154	0	182	148	96.1%	34	1
MAHONING #3	13	40	0	53	38	95.0%	15	3
MAHONING #4	162	436	9	607	471	105.8%	136	1
MAHONING #5	2	19	0	21	15	78.9%	6	0
MEIGS	84	65	0	149	142	218.5%	7	0
MONROE	0	0	0	0	0	-	0	0
MONTGOMERY #1	232	490	0	722	534	109.0%	188	0
MONTGOMERY #2	23	430	1	454	340	78.9%	114	0
MORGAN	3	32	0	35	33	103.1%	2	0
MUSKINGUM	6	71	0	77	70	98.6%	7	0
NOBLE	1	5	0	6	5	100.0%	1	0
PAULDING	16	30	0	46	39	130.0%	7	0
PERRY	33	161	0	194	157	97.5%	37	0
PIKE	109	140	0	249	42	30.0%	207	100
PUTNAM	2	34	0	36	34	100.0%	2	0
SANDUSKY #1	6	44	0	50	40	90.9%	10	0
SANDUSKY #2	7	14	0	21	10	71.4%	11	0
TRUMBULL (C)	20	56	0	76	55	98.2%	21	0
TRUMBULL (E)	7	35	0	42	42	120.0%	0	0
TUSCARAWAS	16	174	4	194	165	92.7%	29	0
VINTON	4	24	1	29	26	104.0%	3	0
WARREN	27	168	2	197	180	105.9%	17	0
STATEWIDE	1,168	4,896	20	6,084	4,766	96.9%	1,318	106

42

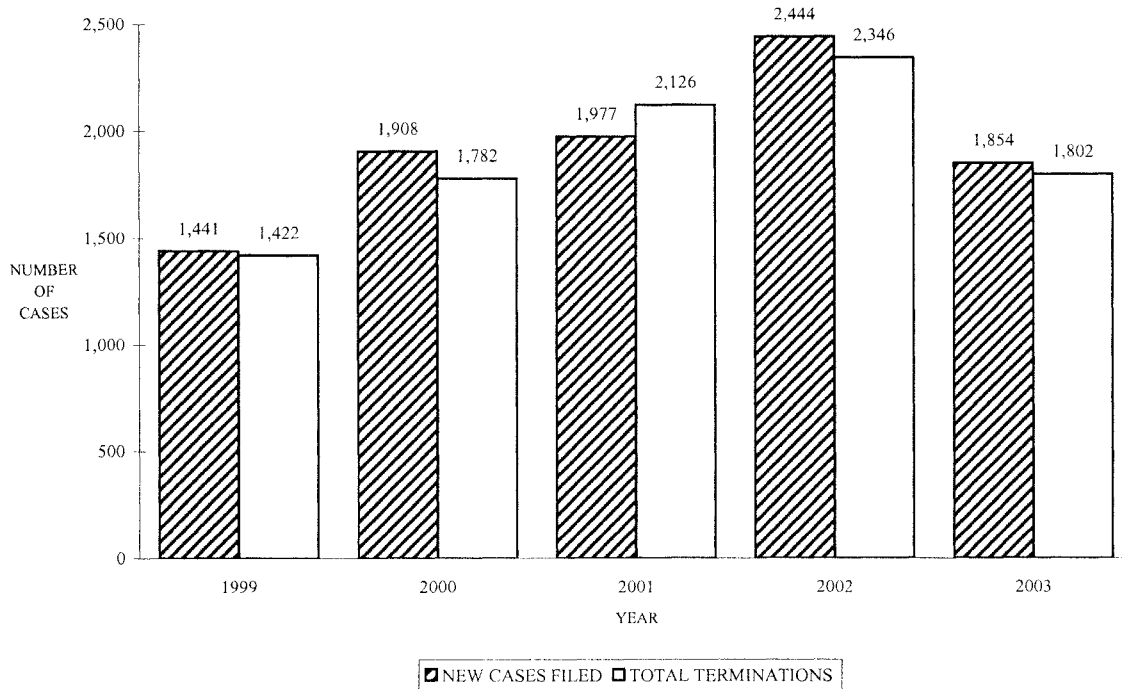
COUNTY COURTS
F.E.D. TERMINATIONS
2003

<i>COURT</i>	<i>JURY TRIAL</i>	<i>COURT TRIAL</i>	<i>DEFAULT HEARING BY JUDGE</i>	<i>DEFAULT HEARING BY MAGISTRATE</i>	<i>DISMISSAL FOR WANT OF PROSECUTION</i>	<i>OTHER DISMISSALS</i>	<i>TRANSFERRED OUT</i>	<i>PRIVATE JUDGE REFERRAL</i>	<i>UNAVAILABILITY OF PARTY</i>	<i>BANKRUPTCY</i>		<i>TOTAL TERMINATIONS</i>
										<i>STAY / INTER-LOCUTORY APPEAL</i>	<i>OTHER TERMINATIONS</i>	
ADAMS	0	0	60	0	41	1	0	0	0	0	0	102
ASHTABULA (E)	0	0	40	0	0	22	0	0	0	0	0	62
ASHTABULA (W)	0	0	45	0	0	73	0	0	0	0	0	118
BELMONT (E)	0	0	46	0	0	22	0	0	0	0	1	69
BELMONT (N)	0	0	46	0	0	22	0	0	1	0	0	69
BELMONT (W)	0	0	28	0	0	14	0	0	0	0	1	43
BUTLER #1	0	0	3	64	0	36	0	0	0	0	2	105
BUTLER #2	0	1	6	87	0	348	0	0	0	6	0	448
BUTLER #3	0	0	3	225	0	402	0	0	0	0	0	630
CARROLL	0	0	29	0	0	24	0	0	3	0	0	56
DARKE	0	1	107	0	0	19	0	0	0	1	0	128
ERIE	0	0	10	1	0	6	0	0	0	0	0	17
FULTON (E)	0	0	21	0	0	17	0	0	0	0	0	38
FULTON (W)	0	0	57	0	0	16	0	0	0	0	0	73
HARRISON	0	0	24	0	0	20	0	0	0	0	0	44
HIGHLAND	0	1	47	0	0	4	0	0	0	0	0	52
HOLMES	0	0	24	0	0	6	0	0	0	0	3	33
JEFFERSON #1	0	0	24	0	0	8	0	0	3	0	0	35
JEFFERSON #2	0	0	24	0	0	9	0	0	3	0	0	36
JEFFERSON #3	0	0	16	0	0	2	0	0	4	0	0	22
MAHONING #2	0	3	79	11	0	47	0	0	0	2	6	148
MAHONING #3	0	1	22	0	0	14	0	0	0	0	1	38
MAHONING #4	0	4	164	29	0	255	2	0	0	6	11	471
MAHONING #5	0	0	9	0	0	5	0	0	0	0	1	15
MEIGS	0	0	79	0	0	14	0	0	0	0	49	142
MONROE	0	0	0	0	0	0	0	0	0	0	0	0
MONTGOMERY #1	1	2	378	0	0	152	0	0	0	0	1	534
MONTGOMERY #2	0	3	233	0	0	101	0	0	0	0	3	340
MORGAN	0	0	17	0	0	16	0	0	0	0	0	33
MUSKINGUM	0	0	69	0	0	1	0	0	0	0	0	70
NOBLE	0	0	4	0	0	0	0	0	0	1	0	5
PAULDING	0	0	26	0	0	13	0	0	0	0	0	39
PERRY	0	0	103	0	38	13	0	0	0	0	3	157
PIKE	0	0	10	0	0	32	0	0	0	0	0	42
PUTNAM	0	0	0	0	0	6	0	0	0	0	28	34
SANDUSKY #1	0	0	31	0	0	9	0	0	0	0	0	40
SANDUSKY #2	1	0	6	0	0	2	0	0	0	1	0	10
TRUMBULL (C)	0	0	25	0	9	21	0	0	0	0	0	55
TRUMBULL (E)	0	0	30	1	0	9	0	0	0	1	1	42
TUSCARAWAS	0	0	79	0	0	86	0	0	0	0	0	165
VINTON	0	0	23	0	0	3	0	0	0	0	0	26
WARREN	0	1	0	176	0	2	0	0	0	0	1	180
STATEWIDE	2	17	2,047	594	88	1,872	2	0	14	18	112	4,766

COUNTY COURTS-F.E.D. CASES
 STATEWIDE NEW CASES FILED AND TOTAL TERMINATIONS COMPARISON
 1999-2003



COUNTY COURTS-OTHER CIVIL CASES
 STATEWIDE NEW CASES FILED AND TOTAL TERMINATIONS COMPARISON
 1999-2003



COUNTY COURTS
OTHER CIVIL OVERALL CASELOADS
2003

<i>COURT</i>	<i>CASES PENDING JANUARY 1</i>	<i>NEW FILINGS</i>	<i>REACTIVATIONS AND TRANSFERS</i>	<i>TOTAL CASES</i>	<i>TOTAL TERMIN- ATIONS</i>	<i>CLEARANCE RATE</i>	<i>CASES PENDING DECEMBER 31</i>	<i>CASES PENDING BEYOND TIME GUIDELINES</i>
ADAMS	1	9	0	10	2	22.2%	8	1
ASHTABULA (E)	11	49	0	60	51	104.1%	9	1
ASHTABULA (W)	4	4	0	8	8	200.0%	0	0
BELMONT (E)	1	2	0	3	3	150.0%	0	0
BELMONT (N)	24	0	1	25	24	2400.0%	1	0
BELMONT (W)	0	0	0	0	0	-	0	0
BUTLER #1	3	14	0	17	7	50.0%	10	0
BUTLER #2	5	18	0	23	18	100.0%	5	0
BUTLER #3	10	13	1	24	5	35.7%	19	0
CARROLL	65	231	1	297	182	78.4%	115	0
DARKE	3	14	0	17	16	114.3%	1	0
ERIE	10	62	0	72	62	100.0%	10	0
FULTON (E)	72	310	0	382	307	99.0%	75	3
FULTON (W)	84	403	0	487	398	98.8%	89	0
HARRISON	2	8	0	10	8	100.0%	2	1
HIGHLAND	4	1	0	5	4	400.0%	1	0
HOLMES	1	2	0	3	2	100.0%	1	0
JEFFERSON #1	0	0	0	0	0	-	0	0
JEFFERSON #2	0	1	0	1	1	100.0%	0	0
JEFFERSON #3	0	2	0	2	0	0.0%	2	0
MAHONING #2	8	69	0	77	51	73.9%	26	0
MAHONING #3	1	2	0	3	3	-	0	0
MAHONING #4	7	16	0	23	14	87.5%	9	0
MAHONING #5	3	3	0	6	6	200.0%	0	0
MEIGS	16	6	2	24	21	262.5%	3	0
MONROE	14	117	0	131	98	83.8%	33	0
MONTGOMERY #1	3	78	0	81	73	93.6%	8	0
MONTGOMERY #2	0	82	0	82	76	92.7%	6	0
MORGAN	1	2	0	3	3	150.0%	0	0
MUSKINGUM	5	13	0	18	17	130.8%	1	0
NOBLE	1	5	0	6	3	60.0%	3	0
PAULDING	54	154	6	214	166	103.8%	48	0
PERRY	3	5	0	8	6	120.0%	2	1
PIKE	21	2	0	23	5	250.0%	18	16
PUTNAM	1	5	0	6	6	120.0%	0	0
SANDUSKY #1	3	4	0	7	7	175.0%	0	0
SANDUSKY #2	1	7	0	8	6	85.7%	2	0
TRUMBULL (C)	0	0	0	0	0	-	0	0
TRUMBULL (E)	2	8	0	10	7	87.5%	3	0
TUSCARAWAS	2	7	0	9	9	128.6%	0	0
VINTON	36	108	1	145	110	100.9%	35	0
WARREN	0	18	0	18	17	94.4%	1	0
STATEWIDE	482	1,854	12	2,336	1,802	96.6%	534	23

42

**COUNTY COURTS
OTHER CIVIL TERMINATIONS
2003**

COURT	JURY TRIAL	COURT TRIAL	DEFAULT HEARING BY JUDGE	DEFAULT HEARING BY MAGISTRATE	DISMISSAL		TRANS-FERRED OUT	PRIVATE JUDGE REFERRAL	UNVAVAIL-ABILITY OF PARTY	BANKRUPTCY		TOTAL TERMIN-ATIONS
					FOR WANT OF PROSECUTION	OTHER DISMISSALS				STAY / INTER-LOCUTORY APPEAL	OTHER TERMINATIONS	
ADAMS	0	0	2	0	0	0	0	0	0	0	0	2
ASHTABULA (E)	0	0	47	0	0	4	0	0	0	0	0	51
ASHTABULA (W)	0	0	7	0	0	1	0	0	0	0	0	8
BELMONT (E)	0	0	1	0	0	2	0	0	0	0	0	3
BELMONT (N)	0	0	0	0	0	1	0	0	0	0	23	24
BELMONT (W)	0	0	0	0	0	0	0	0	0	0	0	0
BUTLER #1	0	0	7	0	0	0	0	0	0	0	0	7
BUTLER #2	0	0	9	0	0	4	0	0	0	2	3	18
BUTLER #3	0	0	2	0	0	3	0	0	0	0	0	5
CARROLL	0	0	134	1	0	40	0	0	3	3	1	182
DARKE	0	0	13	0	0	3	0	0	0	0	0	16
ERIE	0	3	44	0	0	14	1	0	0	0	0	62
FULTON (E)	0	0	247	0	0	60	0	0	0	0	0	307
FULTON (W)	0	0	330	0	0	67	0	0	0	0	1	398
HARRISON	0	0	6	0	0	2	0	0	0	0	0	8
HIGHLAND	0	0	2	0	0	0	0	0	0	0	2	4
HOLMES	0	0	1	0	0	0	0	0	0	0	1	2
JEFFERSON #1	0	0	0	0	0	0	0	0	0	0	0	0
JEFFERSON #2	0	0	0	0	0	0	0	0	0	1	0	1
JEFFERSON #3	0	0	0	0	0	0	0	0	0	0	0	0
MAHONING #2	0	5	13	1	0	28	0	0	1	0	3	51
MAHONING #3	0	0	3	0	0	0	0	0	0	0	0	3
MAHONING #4	0	0	4	1	0	4	0	0	0	0	5	14
MAHONING #5	1	0	4	0	0	1	0	0	0	0	0	6
MEIGS	0	0	4	0	0	3	0	0	0	0	14	21
MONROE	0	0	0	0	0	0	0	0	0	1	97	98
MONTGOMERY #1	0	3	0	0	0	2	0	1	0	0	67	73
MONTGOMERY #2	0	0	3	0	0	0	0	0	0	0	73	76
MORGAN	0	0	2	0	0	1	0	0	0	0	0	3
MUSKINGUM	0	0	17	0	0	0	0	0	0	0	0	17
NOBLE	0	0	2	0	1	0	0	0	0	0	0	3
PAULDING	0	0	104	0	0	54	0	0	0	8	0	166
PERRY	0	0	2	0	2	1	0	0	0	0	1	6
PIKE	0	0	1	0	0	3	0	0	0	0	1	5
PUTNAM	0	0	0	0	0	1	0	0	0	0	5	6
SANDUSKY #1	0	0	6	0	0	1	0	0	0	0	0	7
SANDUSKY #2	0	0	1	0	0	4	1	0	0	0	0	6
TRUMBULL (C)	0	0	0	0	0	0	0	0	0	0	0	0
TRUMBULL (E)	0	0	6	0	0	1	0	0	0	0	0	7
TUSCARAWAS	0	0	3	0	0	1	0	0	0	0	5	9
VINTON	0	0	90	0	1	12	0	0	0	0	7	110
WARREN	0	0	0	17	0	0	0	0	0	0	0	17
STATEWIDE	1	11	1,117	20	4	318	2	1	4	15	309	1,802

COUNTY COURTS
SMALL CLAIMS OVERALL CASELOADS
2003

<u>COURT</u>	<u>CASES PENDING JANUARY 1</u>	<u>NEW FILINGS</u>	<u>REACTIVATIONS AND TRANSFERS</u>	<u>TOTAL CASES</u>	<u>TOTAL TERMIN- ATIONS</u>	<u>CLEARANCE RATE</u>	<u>CASES PENDING DECEMBER 31</u>	<u>CASES PENDING BEYOND TIME GUIDELINES</u>
ADAMS	22	90	0	112	87	96.7%	25	6
ASHTABULA (E)	24	170	2	196	161	93.6%	35	11
ASHTABULA (W)	23	109	0	132	93	85.3%	39	0
BELMONT (E)	32	276	0	308	264	95.7%	44	0
BELMONT (N)	27	205	23	255	210	92.1%	45	0
BELMONT (W)	27	230	0	257	239	103.9%	18	1
BUTLER #1	38	154	0	192	111	72.1%	81	0
BUTLER #2	23	66	0	89	64	97.0%	25	0
BUTLER #3	51	233	0	284	220	94.4%	64	0
CARROLL	27	282	0	309	257	91.1%	52	0
DARKE	51	290	0	341	308	106.2%	33	2
ERIE	4	42	0	46	42	100.0%	4	2
FULTON (E)	81	377	1	459	389	102.9%	70	5
FULTON (W)	90	713	1	804	697	97.6%	107	0
HARRISON	18	86	0	104	91	105.8%	13	1
HIGHLAND	4	40	1	45	39	95.1%	6	0
HOLMES	55	503	0	558	489	97.2%	69	0
JEFFERSON #1	11	103	0	114	97	94.2%	17	0
JEFFERSON #2	25	110	0	135	111	100.9%	24	0
JEFFERSON #3	8	62	0	70	45	72.6%	25	6
MAHONING #2	94	419	0	513	436	104.1%	77	3
MAHONING #3	15	48	0	63	48	100.0%	15	1
MAHONING #4	92	544	1	637	512	93.9%	125	20
MAHONING #5	57	199	1	257	202	101.0%	55	6
MEIGS	136	149	0	285	248	166.4%	37	6
MONROE	9	87	0	96	86	98.9%	10	0
MONTGOMERY #1	24	149	0	173	147	98.7%	26	0
MONTGOMERY #2	75	366	1	442	363	98.9%	79	0
MORGAN	7	27	1	35	32	114.3%	3	0
MUSKINGUM	11	118	0	129	114	96.6%	15	0
NOBLE	4	21	0	25	21	100.0%	4	0
PAULDING	83	249	2	334	293	116.7%	41	3
PERRY	22	172	0	194	171	99.4%	23	0
PIKE	93	127	0	220	118	92.9%	102	82
PUTNAM	5	204	0	209	189	92.6%	20	1
SANDUSKY #1	14	154	0	168	154	100.0%	14	0
SANDUSKY #2	3	55	0	58	41	74.5%	17	0
TRUMBULL (C)	21	134	0	155	135	100.7%	20	0
TRUMBULL (E)	12	124	0	136	127	102.4%	9	0
TUSCARAWAS	26	192	16	234	200	96.2%	34	1
VINTON	41	97	1	139	119	121.4%	20	1
WARREN	26	139	3	168	131	92.3%	37	0
STATEWIDE	1,511	7,915	54	9,480	7,901	99.1%	1,579	158

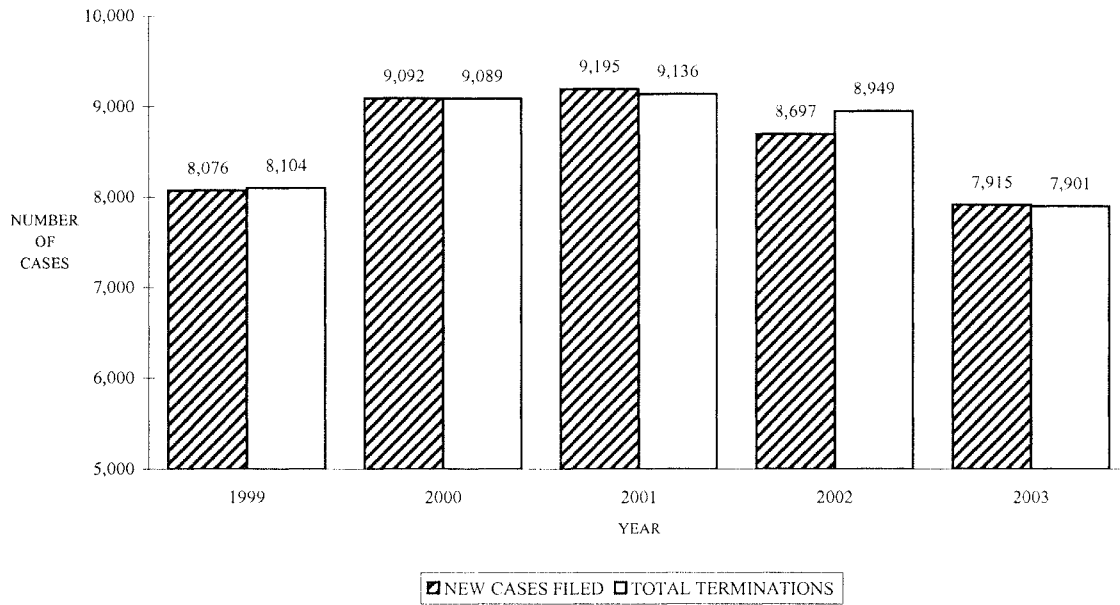
42

COUNTY COURTS
SMALL CLAIMS TERMINATIONS
2003

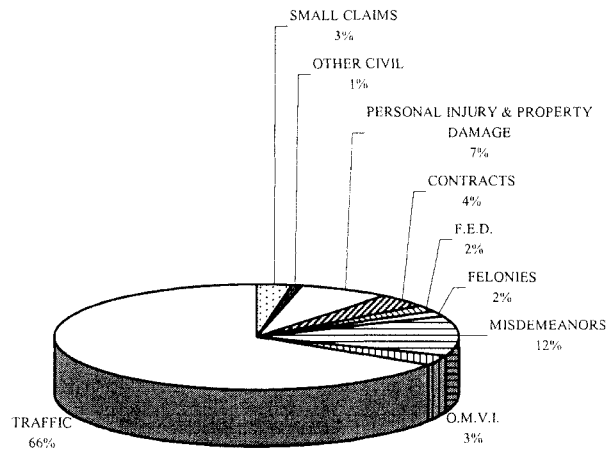
<u>COURT</u>	<u>HEARING BY JUDGE</u>	<u>HEARING BY MAGISTRATE</u>	<u>TRANSFER TO REGULAR CIVIL DOCKET</u>	<u>DISMISSAL FOR WANT OF PROSECUTION</u>	<u>OTHER DISMISSALS</u>	<u>UNAVAILABILITY OF ACCUSED</u>	<u>BANKRUPTCY STAY/INTERLOCUTORY APPEALS</u>	<u>OTHER TERMINATIONS</u>	<u>TOTAL TERMINATIONS</u>
ADAMS	51	0	0	35	1	0	0	0	87
ASHTABULA (E)	112	0	0	0	46	0	2	1	161
ASHTABULA (W)	48	0	11	0	32	0	2	0	93
BELMONT (E)	177	0	1	0	68	0	0	18	264
BELMONT (N)	128	0	0	0	71	3	5	3	210
BELMONT (W)	142	0	0	0	79	0	5	13	239
BUTLER #1	1	66	1	0	40	0	0	3	111
BUTLER #2	6	32	3	1	20	0	0	2	64
BUTLER #3	1	147	4	0	65	1	1	1	220
CARROLL	160	0	3	0	93	0	0	1	257
DARKE	202	0	0	0	98	0	0	8	308
ERIE	14	5	1	0	21	0	0	1	42
FULTON (E)	284	0	0	0	105	0	0	0	389
FULTON (W)	534	0	0	0	163	0	0	0	697
HARRISON	60	0	0	0	31	0	0	0	91
HIGHLAND	33	0	0	2	4	0	0	0	39
HOLMES	311	0	0	0	176	0	2	0	489
JEFFERSON #1	65	0	0	0	25	6	0	1	97
JEFFERSON #2	67	0	1	0	35	7	1	0	111
JEFFERSON #3	27	0	6	0	0	11	1	0	45
MAHONING #2	238	60	0	0	106	0	8	24	436
MAHONING #3	35	0	0	0	11	0	0	2	48
MAHONING #4	311	47	1	0	132	0	8	13	512
MAHONING #5	114	0	0	0	82	0	3	3	202
MEIGS	91	0	0	0	53	0	2	102	248
MONROE	0	0	0	0	7	0	0	79	86
MONTGOMERY #1	89	0	12	0	45	0	1	0	147
MONTGOMERY #2	214	0	10	4	126	0	3	6	363
MORGAN	18	0	1	0	12	1	0	0	32
MUSKINGUM	111	0	0	0	0	0	0	3	114
NOBLE	9	0	1	5	4	2	0	0	21
PAULDING	233	0	0	0	60	0	0	0	293
PERRY	104	0	0	56	4	0	3	4	171
PIKE	66	0	1	0	49	0	1	1	118
PUTNAM	118	0	0	0	61	0	0	10	189
SANDUSKY #1	116	0	5	0	29	0	1	3	154
SANDUSKY #2	28	0	0	0	13	0	0	0	41
TRUMBULL (C)	77	0	4	9	43	0	2	0	135
TRUMBULL (E)	96	0	5	3	23	0	0	0	127
TUSCARAWAS	162	0	0	0	36	0	0	2	200
VINTON	98	1	0	1	17	0	0	2	119
WARREN	0	127	0	0	1	0	0	3	131
STATEWIDE	4,751	485	71	116	2,087	31	51	309	7,901

42

COUNTY COURTS-SMALL CLAIMS CASES
 STATEWIDE NEW CASES FILED AND TOTAL TERMINATIONS
 1999-2003



COUNTY COURTS
 NEW CASES FILED COMPARISON
 2003





Section K

Definitions

DEFINITIONS

The following definitions are adapted from the implementation manual published pursuant to the Supreme Court Rules of Superintendence. They apply only to terms that are found both on the report forms submitted to the Supreme Court of Ohio and on the summary tables included in the Ohio Courts Summary.

COURTS OF COMMON PLEAS, MUNICIPAL COURTS, AND COUNTY COURTS

Admission Uncontested cases terminated by admission, default, or agreement.

Adult Cases R.C. 2919.24 Juvenile court cases brought against an adult who is the defendant accused of contributing to the neglect, unruliness, or delinquency of a minor.

All Others Any case that cannot appropriately be recorded in a listed category.

Bankruptcy Stay/Interlocutory Appeal Cases in which a bankruptcy stay has been issued or an interlocutory appeal taken. Once the stay is removed or the case remanded, the case is reactivated.

Certification/Waiver Granted Juvenile delinquency cases transferred for criminal prosecution to the appropriate court having jurisdiction of the offense; more commonly referred to as "bindovers".

Change of Custody Post-decree domestic relations cases in which the court must adjudicate a motion for change of custody, including requests for change of custody based upon an election of the child and cases where custody is contested. Juvenile cases are included where there is an application for writ of habeas corpus involving the custody of a child or where a motion for change of custody is filed pursuant to Juv. R. 10(A).

Clearance Rate In all case types, clearance rate is a statistical calculation that compares the number of cases filed during the year to the number of cases terminated during the same year. It is determined by dividing the total number of terminations by the total number of new filings, reactivations and transfers. It is expressed as a percentage. For example, if 50 terminations and 100 total filings are reported then the clearance rate would be 50%.

Court Trial A case is considered terminated by trial to the court (i.e. judge) if judgment is rendered after the first witness is sworn.

Criminal Cases in which a person is charged with violation of a state law or local ordinance other than a traffic law or ordinance. For purposes of tracking the age of the case for these reports, the case begins at arraignment.

Default Cognovit judgments and default judgments in civil cases.

Default/Uncontested Domestic relations cases in which there is no responsive pleading filed or the defendant fails to appear in person or through counsel.

Delinquency Juvenile cases filed concerning a delinquent child, as defined by R.C. 2152.02.

Dependency, Neglect, or Abuse Juvenile cases concerning the neglected child, as defined by R.C. 2151.03; the dependent child, as defined by R.C. 2151.04; or the abused child, as defined by R.C. 2151.031.

Dismissals Before or after pre-trial conference, but prior to the swearing of the first witness, the case is dismissed by the judge or prosecutor with or without prejudice.

Dismissals for Want of Prosecution (Civil Cases) or Lack of Speedy Trial (Criminal Cases) Cases dismissed pursuant to R.C. 2945.73 or Sup. R. 40 for want of prosecution within the prescribed time limits. This termination line does not track criminal cases dismissed for want of prosecution.

Dissolution of Marriage Domestic relations cases in which a petition for dissolution of marriage has been filed pursuant to R.C. 3105.63, with or without minor children.

Diversion or Arbitration Criminal cases where diversion has been granted after arraignment on the indictment or information, but not as a condition of a sentence placing the accused on probation. In civil cases in which the court has adopted a mandatory arbitration rule, the referral of the case to arbitration does not constitute a termination. A case is reported as terminated by arbitration after a report and award have been filed and the period for the filing of an appeal or exception has run.

Domestic Violence Domestic violence actions filed as separate cases pursuant to R.C. 3113.31. This does not include miscellaneous matters filed in pending cases such as motions to evict.

Guilty/No Contest Plea to Reduced Charge Criminal cases terminated by the acceptance of a plea of guilty or no contest to a reduced charge. The change of plea must occur prior to the swearing of the jury or the swearing of the first witness in a court trial.

Jury Trial A case is considered terminated by jury trial if judgment is rendered after the jury is sworn regardless of the outcome of the trial.

Mediation/Conciliation Domestic relations cases in which a petition for conciliation has been filed or a referral to mediation has been made. Petition or referral seeks to defer further action and prevents or suspends proceedings for divorce, annulment, or alimony.

Motion for Permanent Custody Juvenile cases in which a complaint or motion for permanent custody has been filed when custody is contested. This does not include voluntary placements.

Other Civil Cases Civil cases that are not included within any of the other categories. Ancillary proceedings are not reported as cases.

Parentage Cases brought pursuant to R.C. Chapter 3111., the Uniform Parentage Act. Once paternity is established, the parentage case is considered terminated for reporting purposes.

Personal Injury Civil cases in which the principal issue is liability for, or the amount of damages to be received for, allegedly tortious conduct resulting in personal injury.

Support Enforcement/Modification Post-decree domestic relations cases in which it is alleged that there has been disobedience of, or resistance to, a lawful judgment of the court requiring the payment of support. A case is reported only once, regardless of the number of pending motions.

Traffic Cases dealing with matters involving traffic offenders. Juveniles, as defined by R.C. 2152.02, and adult traffic cases include any violation of state law or local ordinance arising out of the use of a motor vehicle except those involving OMVI charges.

Transfer to Another Judge or Court Cases terminated by virtue of transferring the case from one judge to another judge within the same division of a court by an assignment of the administrative judge or by transferring the case to another court. This action constitutes complete divestment of responsibility by the original judge.

Trial by Judge Contested matters terminated as a result of a hearing conducted by a judge.

Trial by Magistrate Contested cases settled or dismissed, or in which the accused changes plea after the first witness has been sworn. This category is limited to substantive hearings held by a magistrate.

Unavailability of Accused for Trial or Sentencing Cases terminated when a defendant is unavailable due to mental status, incarceration on other charges, or flight from custody. The mere

failure of the accused to appear at the time the case is set for trial or hearing does not, in itself, authorize termination by reason of unavailability.

Unruly Juvenile cases concerning unruly children, as defined by R.C. 2151.022.

U.I.F.S.A. Cases brought pursuant to R.C. Chapter 3115, the Uniform Interstate Family Support Act, that are handled by the domestic relations or juvenile divisions, including cases initiated in Ohio and cases in which Ohio is the responding state.

Visitation Enforcement/Modification Post-decree domestic relations cases in which it is alleged there has been disobedience of, or resistance to, lawful judgment of the court relative to child visitation rights. A case is listed only once, regardless of the number of pending motions.

Voluntary Dismissal Voluntary withdrawal of a pending domestic relations action, for any reason, by the person who originally filed the cause or action.

Workers' Compensation Appeals filed under R.C. 4123.512, including noncompliance actions by the state for recovery of benefits or of premiums, and mandamus actions arising from claims or awards.

MUNICIPAL AND COUNTY COURTS ONLY

DEFINITIONS FOR COMMON PLEAS COURTS APPLY TO MUNICIPAL AND COUNTY COURTS WITH THE FOLLOWING ADDITIONS:

F.E.D. (Forcible Entry and Detainer) A summary proceeding initiated under R.C. 1923. or 5321. for restoring possession of real property to one who is wrongfully kept out or has been wrongfully deprived of possession.

Felony A felony is defined by R.C. 2901.02 and Crim. R. 2 as an offense specifically classified as a felony, regardless of penalty, or an offense in which imprisonment for more than one year can be imposed. When transferred to the common pleas court, these cases will be reported as criminal cases by the receiving court.

Misdemeanors A misdemeanor is defined by R.C. 2901.02 and Crim. R. 2 as an offense specifically classified as a misdemeanor, or an offense in which imprisonment for not more than one year can be imposed. While traffic offenses fall within this definition, they are reported as OMVI or other traffic offenses (see below) and not as misdemeanors.

O.M.V.I. (Operating a Motor Vehicle while Intoxicated). Cases that include a violation of R.C. 4511.19 or of any local ordinance that prohibits operating a motor vehicle while under the influence of alcohol or any drug of abuse.

Other Traffic A misdemeanor charged under a statute or an ordinance arising out of the use of any type of vehicle that is generally used on the roads of the state, except an OMVI offense. Parking violations are not included in this category or anywhere else in the *Ohio Courts Summary*.

Small Claims Civil actions brought under R.C. 1925. for the recovery of small debts and accounts, not exceeding two thousand dollars, exclusive of interest and costs.

Transfer This category includes cases bound over to a grand jury as a result of waiver of a preliminary hearing, small claims cases transferred to the regular civil docket, and cases transferred to the individual docket of a judge under Sup. R. 36.

Trial/Hearing by Judge Felony cases bound over to a grand jury as a result of a preliminary hearing and other cases terminated in particular sessions by a judge.

Violations Bureau This termination type includes misdemeanor and other traffic cases terminated by payment of a fine at a Traffic Violations Bureau.

