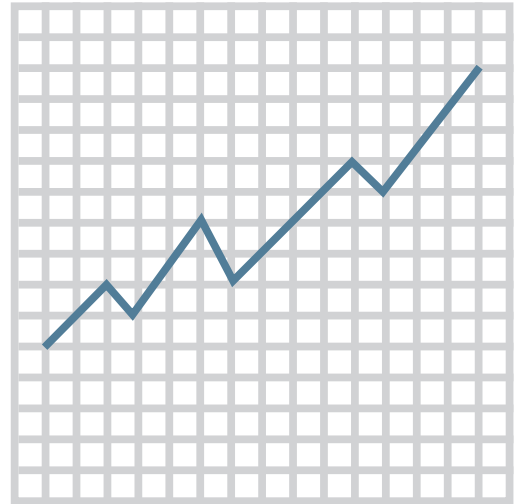




THE SUPREME COURT *of* OHIO



OHIO COURTS
STATISTICAL REPORT
2013

THE SUPREME COURT *of* OHIO

2013

OHIO COURTS STATISTICAL REPORT



MAUREEN O'CONNOR

CHIEF JUSTICE

PAUL E. PFEIFER

TERRENCE O'DONNELL

JUDITH ANN LANZINGER

SHARON L. KENNEDY

JUDITH L. FRENCH

WILLIAM M. O'NEILL

JUSTICES

MINDI L. WELLS

INTERIM ADMINISTRATIVE DIRECTOR

JUDICIAL SERVICES DIVISION

W. MILTON NUZUM III

DIRECTOR

OFFICE OF COURT SERVICES

STEPHANIE E. HESS

DIRECTOR

CASE MANAGEMENT SECTION

TASHA R. RUTH

MANAGER OF CASE MANAGEMENT SERVICES

CONTENT DEVELOPMENT

CHRISTINE BRATTON

BRIAN FARRINGTON

PRODUCTION AND GRAPHICS

PHILLIP FARMER

KATIE RIEDEL

JAMES R. SHROYER

INFORMATION TECHNOLOGY SUPPORT

MARK DUTTON

DONALD TURKLAY

Table of Contents

Introduction	1
The Supreme Court of Ohio	
Caseload Details	3
Courts of Appeals	
Overall Caseloads	9
Criminal Appeals.....	10
Civil Appeals	11
Miscellaneous Matters.....	12
Domestic Relations, Juvenile, and Probate Appeals.....	13
Court of Claims	
Caseload Details	15
Courts of Common Pleas, General Division	
Composite Report for Entire State.....	17
Overall Caseloads and Terminations	18
Total Civil.....	22
Professional Tort	26
Product Liability	30
Other Torts.....	34
Workers' Compensation.....	38
Foreclosures.....	42
Administrative Appeal.....	46
Complex Litigation	50
Other Civil	54
Criminal	58
Courts of Common Pleas, Domestic Relations Division	
Composite Report for Entire State.....	63
Overall Caseloads and Terminations	64
Marriage Terminations with Children.....	68
Marriage Terminations without Children	72
Marriage Dissolutions with Children	76
Marriage Dissolutions without Children.....	80
Change of Custody	84
Visitation Enforcement or Modification.....	88

Support Enforcement or Modification	92
Domestic Violence.....	96
Uniform Interstate Family Support Act	100
Parentage	104
All Others.....	108

Courts of Common Pleas, Probate Division

Composite Report for Entire State.....	113
Overall Caseloads	114
Decedents’ Estates and Wrongful Death	116
Guardianships.....	118
Conservatorships, Testamentary Trusts, and Civil Actions.....	120
Miscellaneous Matters.....	122

Courts of Common Pleas, Juvenile Division

Composite Report for Entire State.....	125
Overall Caseloads and Terminations	126
Delinquency.....	130
Traffic.....	134
Dependency, Neglect, and Abuse	138
Unruly	142
Adult.....	146
Motion for Permanent Custody.....	150
Custody, Change of Custody, and Visitation	154
Support Enforcement or Modification	158
Parentage	162
Uniform Interstate Family Support Act	166
All Others.....	170

Municipal Courts

Composite Administrative Judge Report for Entire State.....	175
Composite Individual Judge Report for Entire State.....	176
Overall Caseloads	177
Felony.....	180
Misdemeanor	186
Operation of a Vehicle While Under the Influence	192
Other Traffic.....	198
Personal Injury and Property Damage.....	204
Contracts.....	210
Forcible Entry and Detainer	216
Other Civil.	222
Small Claims.	228

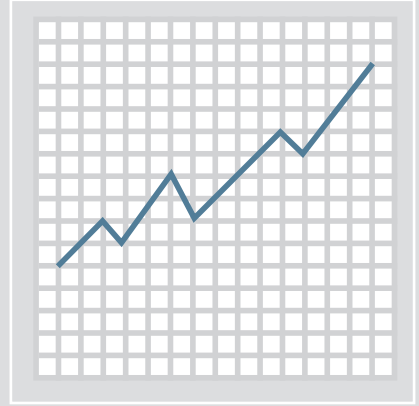
County Courts

Composite Administrative Judge Report for Entire State.....235
Composite Individual Judge Report Form for Entire State.....236
Overall Caseloads237
Felony.....238
Misdemeanor240
Operation of a Vehicle While Under the Influence242
Other Traffic.....244
Personal Injury and Property Damage.....246
Contracts.....248
Forcible Entry and Detainer.....250
Other Civil252
Small Claims254

Definitions

Courts of Common Pleas Statistical Reporting257
Municipal and County Courts Statistical Reporting261





INTRODUCTION



2013 Ohio Courts Statistical Report

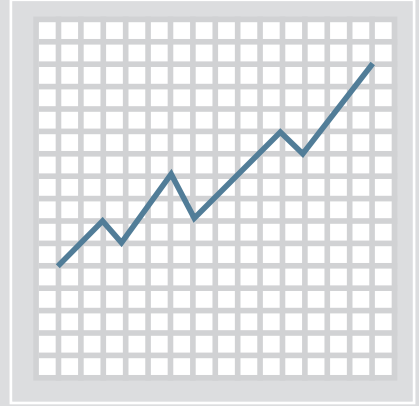
Introduction

Beginning in 1960, the Supreme Court of Ohio has produced annual compilations of statistics regarding the caseloads heard in Ohio's courts. The *Ohio Courts Summary*, reflecting a single year's worth of caseload statistics, has proven a valuable reference source for details concerning individual court data. However, when a longer view of the data is sought, the usefulness of the *Ohio Courts Summary* is limited. In order to provide the courts and the citizens of Ohio with a broader multi-year overview of the work of Ohio's judiciary, the Supreme Court has prepared a companion report entitled the *Ohio Courts Statistical Summary*.

The in-depth annual caseload statistics traditionally reported in the *Ohio Courts Summary* continue to be reported in this publication, the *Ohio Courts Statistical Report*. The multitude of statistical tables contained in this report remain essentially unchanged from the tables contained in past editions of the *Ohio Courts Summary*. This consistency will enable users to continue to compare year-to-year data for individual courts.

The companion *Ohio Courts Statistical Summary* incorporates the current year's statewide caseload statistics with statistics from prior years in order to reveal trends in the data. Additional content includes descriptions of the overall structure and operations of the Ohio judicial system.





SUPREME COURT
OF OHIO



Supreme Court of Ohio
Cases Filed in 2013

JURISDICTIONAL APPEALS	
Jurisdictional Appeals ¹	1,398
Death Penalty Postconviction Appeals	7
Appeals Involving Termination of Parental Rights/Adoption	9
Appeals from App.R. 26(B) Applications (<i>Murnahan</i> Appeals)	78
TOTAL	1,492
MERIT CASES	
Original Actions	197
Habeas Corpus Cases	41
Direct Appeals (Cases Originating in Court of Appeals)	99
Certified Conflicts	31
Appeals from Board of Tax Appeals	55
Appeals from Public Utilities Commission	11
Appeals from Power Siting Board	1
Death Penalty Cases	4
Appeals from App.R. 26(B) Application in Death Penalty Cases	0
Certified Questions of State Law	2
Appeals of Contest of Election under R.C. 3515.15	0
Petition Challenges pursuant to Article II, Section 1g	0
Contest of Election pursuant to R.C. 3515.08	0
Apportionment Case pursuant to Article IX, Section 13	0
Cases Purporting to Invoke Unspecified Original Jurisdiction	10
TOTAL	451
PRACTICE OF LAW CASES	
Disciplinary Cases	96
Bar Admissions Cases	5
Unauthorized Practice of Law Cases	11
TOTAL	112
TOTAL CASES FILED	2,055

¹ In 2013, the Rules of Practice were changed and discretionary (felony and non-felony) appeals, and claimed appeals of right were combined and are now called “Jurisdictional Appeals.”

Supreme Court of Ohio
Cases Related to the Practice of Law
Detail of Cases Filed in 2013

DISCIPLINARY CASES

Cases on Report of Board	41
Consent to Discipline Cases	8
Case under Gov.Bar R. V(7)/Mental Illness	2
Attorney Resignation Cases	7
Reciprocal Discipline Cases	4
Cases upon Felony Conviction	9
Cases upon Default of Child Support Order	3
Disciplinary Default Judgment Cases pursuant to Gov.Bar R. V(6a)	18
Judge Disciplinary Cases under Gov.Bar R. V	4
TOTAL	96

BAR ADMISSIONS CASES

Character and Fitness Cases	5
-----------------------------	----------

UNAUTHORIZED PRACTICE OF LAW CASES

Unauthorized Practice of Law/On Report of Board	7
Unauthorized Practice of Law/On Consent Decree	3
TOTAL	10

OTHER MATTERS RELATING TO PRACTICE OF LAW

Notice of Appeal/Motion for Contempt	1
--------------------------------------	----------

TOTAL PRACTICE OF LAW CASES FILED	112
--	------------

Supreme Court of Ohio
Final Dispositions in 2013

JURISDICTIONAL APPEALS²	
Jurisdictional Appeals ³	1,390
Death Penalty Postconviction Appeals	7
Appeals Involving Termination of Parental Rights/Adoption	10
Appeals from App.R. 26(B) Applications (<i>Murnahan</i> Appeals)	77
TOTAL	1,484
 MERIT CASES	
Original Actions	213
Habeas Corpus Cases	41
Direct Appeals (Cases Originating in Court of Appeals)	70
Certified Conflicts	17
Certified Conflicts Involving Termination of Parental Rights/Adoption	0
Appeals from Board of Tax Appeals	37
Appeals from Public Utilities Commission	4
Appeals from Power Siting Board	1
Death Penalty Cases	3
Certified Questions of State Law	2
Appeal from Contest of Election under R.C. 3515.15	0
Petition Challenges Pursuant to Article II, Section 1g	0
Other Merit Cases	11
Jurisdictional Appeals Accepted for Review	67
TOTAL	466
 PRACTICE OF LAW CASES	
Disciplinary Cases	77
Bar Admissions Cases	9
Unauthorized Practice of Law Cases	4
Other Matters Related to Practice of Law	0
TOTAL	90
 TOTAL FINAL DISPOSITIONS	 2,040

² This category includes dispositions where the court declined jurisdiction and did not review the merits of the case.

³ In 2013 the Rules of Practice were changed and discretionary (felony and non-felony) appeals and claimed appeals of right were combined and are now called "Jurisdictional Appeals."

Supreme Court of Ohio
Cases Related to the Practice of Law
Detail of Final Dispositions in 2013

DISCIPLINARY CASES

On Report of Board	
Public reprimand	6
Definite suspension	12
Indefinite suspension	16
Disbarment	15
Dismissed ⁴	2
TOTAL	41
Consent to Discipline Cases	
Public reprimand	1
Definite suspension	2
TOTAL	3
Consent to Discipline Cases on Remand	
Public Reprimand	1
Cases under Gov.Bar R. V(7)/Mental Illness	
Mental illness suspension	2
Attorney Resignation Cases	
Resignation accepted with disciplinary action pending	6
Denied	1
TOTAL	7
Reciprocal Discipline Cases	
Public reprimand	2
Definite suspension	2
Indefinite suspension	1
TOTAL	5
Cases upon Felony Conviction	
Interim suspension	9
Cases upon Default of Child Support Order	
Interim suspension	3
Disciplinary Default Judgment pursuant to Gov.Bar R. V(6a)	
Indefinite suspension	4

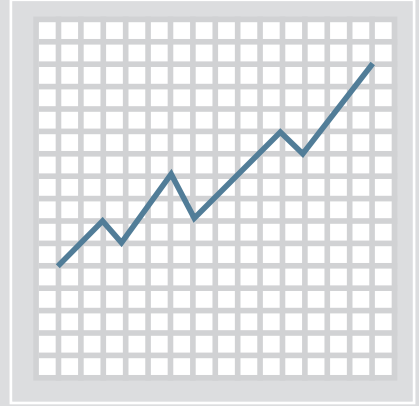
⁴ Case No. 2012-0659 was dismissed upon the acceptance of the attorney's resignation from the practice of law with disciplinary action pending. Case No. 2012-1698 was dismissed by the court and referred to the Board on the Unauthorized Practice of Law for further proceedings.

Supreme Court of Ohio
 Cases Related to the Practice of Law
 Detail of Final Dispositions in 2013

Judge Disciplinary Cases under Gov.Bar R. V	
Definite suspension	1
Judge Disciplinary Cases under Gov.Jud. R. II	
Order of five-judge commission reversed; violation removed from record	1
BAR ADMISSIONS CASES	
Character and Fitness Cases	
Applicant disapproved, may reapply	8
Applicant denied, precluded from reapplying	1
TOTAL	9
UNAUTHORIZED PRACTICE OF LAW CASES	
Cases on Report of Board	
Respondent enjoined from actions constituting the unauthorized practice of law and civil penalty imposed	2
Cases on Consent Decree	
Respondent enjoined from actions constituting the unauthorized practice of law	2
TOTAL	4
TOTAL PRACTICE OF LAW DISPOSITIONS	72

Supreme Court of Ohio
Cases Pending as of December 31, 2013

JURISDICTIONAL APPEALS	
Jurisdictional Appeals	331
Death Penalty Postconviction Appeals	12
Appeals Involving Termination of Parental Rights/Adoption	2
Appeals from App.R. 26(B) Applications (<i>Murnahan</i> Appeals)	14
TOTAL	359
MERIT CASES	
Original Actions	43
Habeas Corpus Cases	12
Direct Appeals (Cases Originating in Court of Appeals)	99
Certified Conflicts	31
Appeals from Board of Tax Appeals	50
Appeals from Public Utilities Commission	18
Appeals from Power Siting Board	1
Death Penalty Cases	24
Certified Questions of State Law	2
Appeals from App.R. 26(B) Application in a Death Penalty Case	1
Other Merit Cases	1
Jurisdictional Appeals Accepted for Review	75
TOTAL	357
PRACTICE OF LAW CASES	
Disciplinary Cases	65
Bar Admission Cases	0
Unauthorized Practice of Law Cases	6
Matters Relation to Practice of Law	1
TOTAL	72
TOTAL CASES PENDING	788



COURT OF APPEALS



Courts of Appeals
Overall Caseloads
2013

	Number of Judges	Cases Pending January 1	New Cases Filed	Transferred in or Reactivated	Total Cases	Terminated by				Total Terminations	Cases Pending December 31
						Decision or Opinion	Dismissal	Bankruptcy Stay	Other Terminations		
First District	6	537	850	31	1,418	567	334	0	0	901	517
Second District	5	533	807	19	1,359	568	257	2	1	828	531
Third District	4	231	474	8	713	297	179	0	3	479	234
Fourth District	4	313	410	10	733	384	69	3	2	458	275
Fifth District	6	477	981	27	1,485	683	300	6	0	989	496
Sixth District	5	566	608	25	1,199	529	192	3	2	726	473
Seventh District	4	326	393	2	721	240	111	0	0	351	370
Eighth District	12	745	1,527	54	2,326	994	459	8	45	1,506	820
Ninth District	5	512	813	25	1,350	464	309	1	0	774	576
Tenth District	8	1,500	1,126	17	2,643	828	399	0	0	1,227	1,416
Eleventh District	5	333	482	15	830	407	108	3	1	519	311
Twelfth District	5	375	605	12	992	407	212	0	2	621	371
Statewide	69	6,448	9,076	245	15,769	6,368	2,929	26	56	9,379	6,390

**Courts of Appeals
Criminal Caseloads
2013**

	Number of Judges	Cases Pending January 1	New Cases Filed	Transferred in or Reactivated	Total Cases	Terminated by			Cases Pending December 31	
						Decision or Opinion	Dismissal	Other Terminations		
First District	6	326	443	14	783	352	126	0	478	305
Second District	5	338	419	16	773	352	100	0	452	321
Third District	4	131	244	6	381	164	81	2	247	134
Fourth District	4	164	224	7	395	208	29	2	239	156
Fifth District	6	227	448	19	694	332	124	0	456	238
Sixth District	5	305	297	8	610	281	70	2	353	257
Seventh District	4	153	144	0	297	108	24	0	132	165
Eighth District	12	399	697	29	1125	507	194	0	701	424
Ninth District	5	248	344	14	606	237	93	0	330	276
Tenth District	8	360	350	13	723	286	84	0	370	353
Eleventh District	5	158	177	10	345	187	26	1	214	131
Twelfth District	5	179	269	7	455	207	71	0	278	177
Statewide	69	2,988	4,056	143	7,187	3,221	1,022	7	4,250	2,937

**Courts of Appeals
Civil Caseloads
2013**

	Number of Judges	Cases Pending January 1	New Cases Filed	Transferred in or Reactivated	Total Cases	Terminated by				Total Terminations	Cases Pending December 31
						Decision or Opinion	Dismissal	Bankruptcy Stay	Other Terminations		
First District	6	140	200	12	352	133	111	0	0	244	108
Second District	5	131	230	2	363	133	99	2	1	235	128
Third District	4	47	102	2	151	61	46	0	1	108	43
Fourth District	4	102	118	2	222	110	25	3	0	138	84
Fifth District	6	109	260	5	374	145	91	5	0	241	133
Sixth District	5	172	192	11	375	144	85	3	0	232	143
Seventh District	4	130	174	2	306	82	62	0	0	144	162
Eighth District	12	231	515	17	763	302	167	8	36	513	250
Ninth District	5	190	292	6	488	144	132	1	0	277	211
Tenth District	8	857	382	2	1,241	237	179	0	0	416	825
Eleventh District	5	98	189	4	291	133	48	2	0	183	108
Twelfth District	5	96	153	1	250	97	56	0	0	153	97
Statewide	69	2,303	2,807	66	5,176	1,721	1,101	24	38	2,884	2,292

Courts of Appeals
Miscellaneous Matters Caseloads
2013

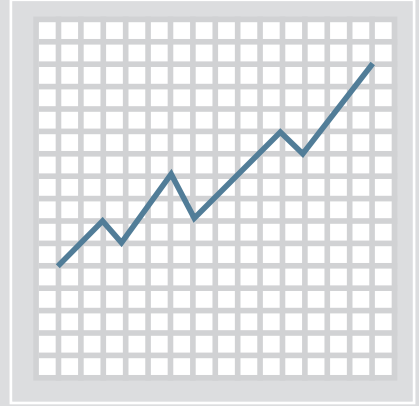
	Number of Judges	Cases Pending January 1	New Cases Filed	Transferred in or Reactivated	Total Cases	Terminated by				Total Terminations	Cases Pending December 31
						Decision or Opinion	Dismissal	Bankruptcy Stay	Other Terminations		
First District	6	7	79	0	86	13	56	0	0	69	17
Second District	5	9	41	0	50	10	28	0	0	38	12
Third District	4	7	28	0	35	6	22	0	0	28	7
Fourth District	4	12	21	1	34	23	3	0	0	26	8
Fifth District	6	27	50	0	77	36	22	0	0	58	19
Sixth District	5	11	24	4	39	31	3	0	0	34	5
Seventh District	4	10	23	0	33	21	7	0	0	28	5
Eighth District	12	43	141	1	185	80	42	0	4	126	59
Ninth District	5	13	29	0	42	1	32	0	0	33	9
Tenth District	8	206	256	1	463	226	65	0	0	291	172
Eleventh District	5	19	31	0	50	27	6	0	1	34	16
Twelfth District	5	12	36	2	50	10	23	0	1	34	16
Statewide	69	376	759	9	1,144	484	309	0	6	799	345

Miscellaneous matters include habeas corpus, original actions, administrative appeals, and appeals from the Court of Claims.

Courts of Appeals
 Domestic Relations, Probate, and Juvenile Appeals Caseloads
 2013

	Number of Judges	Cases Pending January 1	New Cases Filed	Transferred in or Reactivated	Total Cases	Terminated by				Total Terminations	Cases Pending December 31
						Decision or Opinion	Dismissal	Bankruptcy Stay	Other Terminations		
First District	6	64	128	5	197	69	41	0	0	110	87
Second District	5	55	117	1	173	73	30	0	0	103	70
Third District	4	46	100	0	146	66	30	0	0	96	50
Fourth District	4	35	47	0	82	43	12	0	0	55	27
Fifth District	6	114	223	3	340	170	63	1	0	234	106
Sixth District	5	78	95	2	175	73	34	0	0	107	68
Seventh District	4	33	52	0	85	29	18	0	0	47	38
Eighth District	12	72	174	7	253	105	56	0	5	166	87
Ninth District	5	61	148	5	214	82	52	0	0	134	80
Tenth District	8	77	138	1	216	79	71	0	0	150	66
Eleventh District	5	58	85	1	144	60	28	0	0	88	56
Twelfth District	5	88	147	2	237	93	62	0	1	156	81
Statewide	69	781	1,454	27	2,262	942	497	1	6	1,446	816





COURT OF CLAIMS



Court of Claims
Overall Caseloads
2013

Judicial Cases

Incoming Cases	342
Outgoing Cases	338

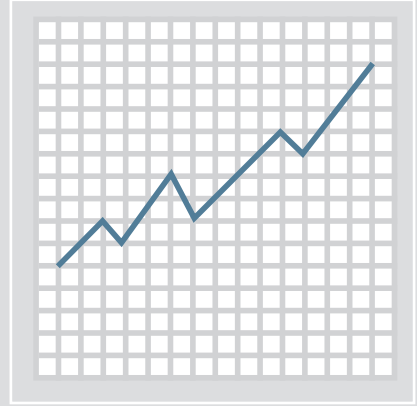
Administrative Determinations

Incoming Cases	371
Outgoing Cases	343

Victims of Crime Appeals

Incoming Cases	80
Outgoing Cases	86





COURTS OF COMMON PLEAS
GENERAL DIVISION



Courts of Common Pleas – General Division
Composite Report for the Entire State
2013

	Professional Tort	Product Liability	Other Torts	Workers' Compensation	Foreclosures	Administrative Appeals	Complex Litigation	Other Civil	Criminal	Total
Cases Pending Beginning of Year	1,456	182	13,767	5,738	33,919	832	63	22,862	23,515	102,334
New Cases Filed	1,296	234	16,207	6,401	53,163	1,001	X	46,113	64,943	189,358
Transferred in, Reactivated or Redesignated Cases	276	20	1,462	763	10,777	115	102	4,279	13,667	31,461
Total Cases	3,028	436	31,436	12,902	97,859	1,948	165	73,254	102,125	323,153
Cases Terminated By:										
Jury Trial	70	3	239	46	10	1	5	186	1,131	1,691
Court Trial	2	0	29	58	207	26	0	835	497	1,654
Settled or Dismissed Prior to Trial	263	49	5,120	2,272	3,517	105	20	5,470	1,530	18,346
Dismissal	688	108	7,280	3,455	13,015	327	16	12,151	3,629	40,669
Dismissal: Lack of Speedy Trial (CR) or Want of Prosecution (CV)	31	4	450	219	1,706	34	3	1,417	55	3,919
Magistrate	5	2	540	39	13,266	96	0	5,994	X	19,942
Diversion or Arbitration	2	1	337	83	228	0	0	196	4,241	5,088
Guilty/No Contest to Original Charge (CR) or Default (CV)	13	4	1,327	51	26,196	19	1	12,629	22,445	62,685
Guilty/No Contest to Reduced Charge	X	X	X	X	X	X	X	X	29,145	29,145
Unavailability of Party for Trial	1	1	52	15	2,139	12	0	79	8,390	10,689
Transferred Out	222	45	1,205	754	2,046	60	4	3,217	5,376	12,929
Referred to Private Judge	1	0	3	1	4	2	0	13	X	24
Bankruptcy Stay or Interlocutory Appeal	26	9	243	20	2,641	32	4	1,517	119	4,611
All Other Terminations	150	35	1,144	394	6,753	555	18	8,764	2,409	20,222
Total Terminations	1,474	261	17,969	7,407	71,728	1,269	71	52,468	78,967	231,614
Cases Pending End of Year	1,554	175	13,467	5,495	26,131	679	94	20,786	23,158	91,539
Time Guideline (Months)	24	24	24	12	12	9	36	24	6	X
Cases Pending End of Year Beyond Time Guideline	154	8	379	554	2,666	170	6	801	3,652	8,390

"X" indicates data not applicable.

Courts of Common Pleas – General Division
Overall Caseloads
2013

County	Judges	----Population----		New Filings, Transfers, ----and Reactivations----			----Terminations----			Clearance Rate
		Total	Per Judge	Total	Per Judge	Per 1,000 Population	Total	Per Judge	Per 1,000 Population	
The judges of the following counties have general jurisdiction exclusively										
Allen	2	106,331	53,166	1,453	727	14	1,430	715	13	98%
Auglaize	1	45,949	45,949	534	534	12	555	555	12	104%
Butler	7	368,130	52,590	8,522	1,217	23	8,870	1,267	24	104%
Champaign	1	40,097	40,097	1,144	1,144	29	1,059	1,059	26	93%
Clark	3	138,333	46,111	2,378	793	17	2,500	833	18	105%
Clermont	4	197,363	49,341	3,060	765	16	3,195	799	16	104%
Cuyahoga	34	1,280,122	37,651	39,926	1,174	31	42,218	1,242	33	106%
Fairfield	2	146,156	73,078	1,780	890	12	1,984	992	14	111%
Franklin	17	1,163,414	68,436	24,734	1,455	21	25,416	1,495	22	103%
Greene	2	161,573	80,787	1,753	877	11	1,973	987	12	113%
Hamilton	16	802,374	50,148	19,457	1,216	24	20,116	1,257	25	103%
Lake	4	230,041	57,510	3,790	948	16	3,853	963	17	102%
Licking	2	166,492	83,246	2,291	1,146	14	2,419	1,210	15	106%
Logan	1	45,858	45,858	704	704	15	764	764	17	109%
Lorain	6	301,356	50,226	5,884	981	20	6,489	1,082	22	110%
Lucas	10	441,815	44,182	7,553	755	17	7,971	797	18	106%
Mahoning	5	238,823	47,765	5,834	1,167	24	5,997	1,199	25	103%
Marion	2	66,501	33,251	1,677	839	25	1,621	811	24	97%
Medina	2	172,332	86,166	2,390	1,195	14	2,691	1,346	16	113%
Montgomery	11	535,153	48,650	12,889	1,172	24	13,236	1,203	25	103%
Muskingum	2	86,074	43,037	901	451	10	888	444	10	99%
Portage	2	161,419	80,710	2,343	1,172	15	2,443	1,222	15	104%
Richland	2	124,475	62,238	2,381	1,191	19	2,564	1,282	21	108%
Scioto	2	79,499	39,750	1,547	774	19	1,533	767	19	99%
Stark	5	375,586	75,117	5,238	1,048	14	5,218	1,044	14	100%
Summit	10	541,781	54,178	11,564	1,156	21	12,054	1,205	22	104%
Trumbull	4	210,312	52,578	3,487	872	17	3,999	1,000	19	115%
Warren	3	212,693	70,898	3,024	1,008	14	3,141	1,047	15	104%
The judges of the following counties also have domestic relations jurisdiction										
Ashland	1	53,139	53,139	528	528	10	498	498	9	94%
Ashtabula	3	101,497	33,832	1,866	622	18	2,028	676	20	109%
Athens	2	64,757	32,379	846	423	13	924	462	14	109%
Belmont	2	70,400	35,200	892	446	13	1,079	540	15	121%
Brown	1	44,846	44,846	987	987	22	1,059	1,059	24	107%
Carroll	1	28,836	28,836	284	284	10	316	316	11	111%
Clinton	1	42,040	42,040	745	745	18	847	847	20	114%
Columbiana	2	107,841	53,921	1,262	631	12	1,250	625	12	99%
Coshocton	1	36,901	36,901	464	464	13	460	460	12	99%
Crawford	1	43,784	43,784	696	696	16	747	747	17	107%
Darke	1	52,959	52,959	603	603	11	597	597	11	99%
Defiance	1	39,037	39,037	457	457	12	613	613	16	134%
Delaware	2	174,214	87,107	2,059	1,030	12	2,257	1,129	13	110%
Fayette	1	29,030	29,030	570	570	20	609	609	21	107%
Fulton	1	42,698	42,698	488	488	11	499	499	12	102%
Gallia	1	30,934	30,934	385	385	12	431	431	14	112%
Geauga	2	93,389	46,695	1,315	658	14	1,336	668	14	102%
Guernsey	1	40,087	40,087	565	565	14	563	563	14	100%
Hancock	2	74,782	37,391	970	485	13	991	496	13	102%
Hardin	1	32,058	32,058	425	425	13	555	555	17	131%

Courts of Common Pleas – General Division
Overall Caseloads
2013

County	Judges	-----Population-----		New Filings, Transfers, -----and Reactivations-----			-----Terminations-----			Clearance Rate
		Total	Per Judge	Total	Per Judge	Per 1,000 Population	Total	Per Judge	Per 1,000 Population	
Harrison	1	15,864	15,864	224	224	14	239	239	15	107%
Highland	1	43,589	43,589	656	656	15	704	704	16	107%
Hocking	1	29,380	29,380	526	526	18	514	514	17	98%
Holmes	1	42,366	42,366	238	238	6	283	283	7	119%
Huron	1	59,626	59,626	742	742	12	783	783	13	106%
Jackson	1	33,225	33,225	605	605	18	523	523	16	86%
Jefferson	2	69,709	34,855	873	437	13	889	445	13	102%
Knox	1	60,921	60,921	722	722	12	783	783	13	108%
Lawrence	2	62,450	31,225	890	445	14	904	452	14	102%
Madison	1	43,435	43,435	457	457	11	439	439	10	96%
Meigs	1	23,770	23,770	275	275	12	241	241	10	88%
Mercer	1	40,814	40,814	476	476	12	428	428	10	90%
Miami	2	102,506	51,253	1,307	654	13	1,393	697	14	107%
Monroe	1	14,642	14,642	209	209	14	169	169	12	81%
Ottawa	1	41,428	41,428	649	649	16	734	734	18	113%
Paulding	1	19,614	19,614	384	384	20	389	389	20	101%
Perry	1	36,058	36,058	426	426	12	479	479	13	112%
Pickaway	1	55,698	55,698	782	782	14	834	834	15	107%
Pike	1	28,709	28,709	803	803	28	829	829	29	103%
Preble	1	42,270	42,270	779	779	18	884	884	21	113%
Putnam	1	34,499	34,499	194	194	6	230	230	7	119%
Ross	2	78,064	39,032	1,365	683	17	1,426	713	18	104%
Sandusky	2	60,944	30,472	958	479	16	1,044	522	17	109%
Seneca	2	56,745	28,373	653	327	12	732	366	13	112%
Shelby	1	49,423	49,423	637	637	13	539	539	11	85%
Tuscarawas	2	92,582	46,291	1,243	622	13	1,467	734	16	118%
Union	1	52,300	52,300	663	663	13	766	766	15	116%
Van Wert	1	28,744	28,744	386	386	13	423	423	15	110%
Vinton	1	13,435	13,435	174	174	13	192	192	14	110%
Washington	2	61,778	30,889	1,152	576	19	1,193	597	19	104%
Wayne	2	114,520	57,260	1,126	563	10	1,223	612	11	109%
Williams	1	37,642	37,642	398	398	11	424	424	11	107%
Wood	3	125,488	41,829	1,529	510	12	1,640	547	13	107%
The judge of the following county also has probate jurisdiction										
Henry	1	28,215	28,215	290	290	10	322	322	11	111%
The judges of the following county also have domestic relations and probate jurisdiction										
Erie	3	77,079	25,693	1,633	544	21	1,800	600	23	110%
The judges of the following counties also have domestic relations, probate, and juvenile jurisdiction										
Adams	1	28,550	28,550	503	503	18	576	576	20	115%
Morgan	1	15,054	15,054	222	222	15	247	247	16	111%
Morrow	2	34,827	17,414	536	268	15	544	272	16	101%
Noble	1	14,645	14,645	218	218	15	239	239	16	110%
Wyandot	1	22,615	22,615	271	271	12	290	290	13	107%
Statewide	244	11,536,504	47,281	220,819	905	19	231,614	949	20	105%

All population data from 2010 U.S. Census.

Courts of Common Pleas – General Division
Overall Terminations
2013

County	Jury Trial	Court Trial	Settled or Dismissed Pre Trial	Dismissal	Lack of Speedy Trial/ Want of Prosecution	Magistrate	Diversion or Arbitration	GUILTY/ No Contest Plea to Original Charge /Default	Unavailability of Party	Transferred Out	Bankruptcy Stay/ Interlocutory Appeal	Other Terminations	Total Terminations
The judges of the following counties have general jurisdiction exclusively													
Allen	14	8	175	258	48	0	44	226	4	25	36	378	1,430
Auglaize	5	0	2	143	0	0	8	158	27	23	8	83	555
Butler	22	18	800	1,146	60	3	33	2,385	1,227	713	160	1,337	8,870
Champaign	6	54	110	139	1	0	4	172	37	280	16	33	1,059
Clark	34	5	737	64	22	5	2	789	225	25	35	172	2,500
Clermont	13	11	308	759	1	132	61	1,001	125	52	87	266	3,195
Cuyahoga	358	188	137	8,868	39	9,947	1,142	3,921	2,794	3,520	359	2,673	42,218
Fairfield	24	3	109	348	19	0	64	539	108	78	59	204	1,984
Franklin	135	72	1,759	4,352	401	2,303	181	7,090	787	1,979	812	1,533	25,416
Greene	14	3	19	502	97	9	92	920	31	27	48	141	1,973
Hamilton	107	200	390	4,146	150	3,870	197	3,263	1,134	2,508	340	788	20,116
Lake	21	14	374	331	600	221	43	1,296	43	54	88	573	3,853
Licking	24	5	132	392	0	136	61	1,051	52	113	81	342	2,419
Logan	5	7	61	173	0	30	30	200	19	6	24	68	764
Lorain	31	37	1,067	871	22	842	85	2,078	486	147	242	328	6,489
Lucas	75	20	819	1,591	142	1	20	2,006	97	230	162	1,525	7,971
Mahoning	28	6	521	1,633	0	398	236	2,201	134	249	175	225	5,997
Marion	9	136	101	227	27	0	52	452	187	28	31	95	1,621
Medina	21	2	855	224	11	48	77	685	67	91	58	455	2,691
Montgomery	62	7	693	3,719	21	492	588	6,075	270	179	233	690	13,236
Muskingum	8	3	157	100	9	0	0	435	5	5	23	40	888
Portage	17	8	353	363	1	45	79	973	124	60	42	139	2,443
Richland	33	4	406	242	87	88	73	949	76	13	51	270	2,564
Scioto	28	1	133	259	17	0	46	358	82	60	17	211	1,533
Stark	58	13	853	260	242	1	181	2,206	121	253	157	684	5,218
Summit	128	31	1,104	1,329	349	315	541	3,539	908	801	197	876	12,054
Trumbull	23	143	1,057	585	0	3	0	1,509	50	133	104	157	3,999
Warren	24	33	355	722	0	0	0	1,004	146	2	63	394	3,141
The judges of the following counties also have domestic relations jurisdiction													
Ashland	8	0	125	47	10	11	9	145	1	6	13	38	498
Ashtabula	21	3	125	452	0	1	4	626	137	31	28	199	2,028
Athens	5	12	100	45	0	0	79	444	6	84	3	132	924
Belmont	1	1	25	370	0	0	0	309	33	92	22	182	1,079
Brown	12	11	11	241	7	128	11	286	25	6	14	87	1,059
Carroll	0	1	58	25	22	0	13	93	7	9	12	14	316
Clinton	5	0	0	230	17	0	27	281	36	8	17	61	847
Columbiana	10	12	115	109	97	45	1	561	42	31	38	144	1,250
Coshocton	0	2	15	121	0	0	0	218	5	7	11	37	460
Crawford	1	3	114	69	10	75	49	279	5	6	7	86	747
Darke	7	28	39	109	0	15	22	241	11	2	10	11	597
Defiance	2	123	55	115	21	0	0	173	0	1	0	6	613
Delaware	15	18	467	223	24	26	154	578	63	86	66	257	2,257
Fayette	11	18	44	103	1	0	5	351	7	2	13	33	609
Fulton	8	6	63	95	8	1	1	156	3	1	11	42	499
Gallia	4	1	112	48	4	14	0	146	40	20	1	16	431
Geauga	7	9	92	166	244	17	142	254	48	9	41	182	1,336
Guernsey	4	4	68	43	6	33	7	174	21	15	12	100	563
Hancock	6	29	99	88	125	0	28	429	8	50	18	53	991

Courts of Common Pleas – General Division
Overall Terminations
2013

County	Jury Trial	Court Trial	Settled or Dismissed Pre Trial	Dismissal	Lack of Speedy Trial/ Want of Prosecution	Magistrate	Diversion or Arbitration	Guilty/ No Contest Plea to Original Charge /Default	Unavailability of Party	Transferred Out	Bankruptcy Stay/ Interlocutory Appeal	Other Terminations	Total Terminations
Hardin	3	0	10	84	6	1	18	157	32	31	6	59	555
Harrison	1	14	40	33	2	0	0	80	14	6	0	14	239
Highland	4	4	112	54	39	0	1	324	13	1	9	64	704
Hocking	33	1	1	110	3	0	0	87	0	3	0	276	514
Holmes	0	4	57	40	0	0	0	157	0	2	5	18	283
Huron	6	2	62	130	15	0	24	237	17	10	23	129	783
Jackson	1	0	265	7	2	0	0	181	20	8	16	23	523
Jefferson	7	8	80	212	0	0	10	321	3	61	27	129	889
Knox	1	5	52	245	0	0	21	48	0	5	12	293	783
Lawrence	8	1	24	203	3	285	5	241	0	13	15	80	904
Madison	5	12	9	113	0	1	0	100	9	3	6	159	439
Meigs	0	0	80	6	0	0	8	95	0	7	4	29	241
Mercer	4	1	33	3	65	0	23	130	15	5	7	66	428
Miami	3	18	49	261	36	182	6	616	27	14	38	92	1,393
Monroe	0	5	1	55	1	0	3	91	0	0	1	7	169
Ottawa	1	1	1	123	95	0	33	182	9	3	14	142	734
Paulding	3	0	10	81	0	0	0	125	0	97	6	40	389
Perry	5	4	88	22	18	33	0	226	11	2	6	39	479
Pickaway	10	1	227	31	2	38	0	424	7	3	10	10	834
Pike	1	1	233	19	0	0	30	201	135	2	13	184	829
Preble	7	3	45	94	39	0	19	277	16	7	36	200	884
Putnam	2	6	0	81	0	12	0	17	0	4	7	64	230
Ross	21	11	97	208	1	57	21	704	67	72	20	139	1,426
Sandusky	3	0	17	341	0	0	86	245	9	29	21	261	1,044
Seneca	26	8	51	145	14	53	7	333	7	12	14	35	732
Shelby	5	15	43	61	75	0	0	151	7	3	3	20	539
Tuscarawas	11	80	208	42	238	0	49	594	31	23	30	107	1,467
Union	2	5	7	149	51	1	0	217	0	68	22	148	766
Van Wert	1	0	58	34	9	1	3	216	5	7	9	27	423
Vinton	1	10	47	1	0	0	11	38	17	3	0	5	192
Washington	6	51	130	243	10	0	0	366	81	39	22	194	1,193
Wayne	6	6	295	58	18	1	19	414	41	32	33	131	1,223
Williams	4	1	34	70	0	0	22	216	9	7	2	0	424
Wood	13	8	202	133	96	0	84	551	90	14	36	178	1,640
The judge of the following county also has probate jurisdiction													
Henry	5	2	34	80	0	0	11	86	5	3	12	57	322
The judges of the following county also have domestic relations and probate jurisdiction													
Erie	12	2	206	336	9	1	43	359	31	162	51	279	1,800
The judges of the following counties also have domestic relations, probate, and juvenile jurisdiction													
Adams	5	2	8	103	16	13	5	246	29	9	7	38	576
Morgan	3	15	14	54	1	0	3	93	16	2	6	38	247
Morrow	6	2	91	33	63	0	16	165	38	31	10	35	544
Noble	0	19	3	80	0	0	0	54	4	2	5	34	239
Wyandot	2	13	8	46	30	8	15	95	10	4	2	19	290
Statewide	1,691	1,654	18,346	40,669	3,919	19,942	5,088	62,685	10,689	12,929	4,611	20,222	231,614

Total Terminations includes Referrals to Private Judge and Guilty/No Contest Plea to Reduced Charge (see case type tables for breakdown).

Courts of Common Pleas – General Division
Total Civil Overall Caseloads
2013

County	Cases Pending January 1	New Filings	Reactivations and Transfers	Total Cases	Total Terminations	Clearance Rate	Cases Pending December 31	Cases Pending Beyond Time Guidelines
Adams	130	282	13	425	308	104%	117	5
Allen	472	899	68	1,439	982	102%	457	16
Ashland	175	362	29	566	360	92%	206	1
Ashtabula	787	936	132	1,855	1,196	112%	659	89
Athens	318	488	10	816	508	102%	308	21
Auglaize	134	317	14	465	340	103%	125	4
Belmont	504	454	143	1,101	703	118%	398	50
Brown	277	572	83	932	725	111%	207	7
Butler	2,420	4,213	712	7,345	5,362	109%	1,983	53
Carroll	114	166	10	290	185	105%	105	16
Champaign	213	332	294	839	629	100%	210	2
Clark	686	1,088	114	1,888	1,316	109%	572	20
Clermont	1,036	1,924	179	3,139	2,254	107%	885	20
Clinton	258	370	15	643	463	120%	180	6
Columbiana	422	848	94	1,364	981	104%	383	10
Coshocton	151	293	14	458	329	107%	129	10
Crawford	184	365	68	617	439	101%	178	6
Cuyahoga	15,702	20,966	5,900	42,568	29,040	108%	13,528	1,595
Darke	145	359	14	518	372	100%	146	0
Defiance	325	243	0	568	370	152%	198	20
Delaware	827	1,050	220	2,097	1,511	119%	586	37
Erie	887	914	95	1,896	1,212	120%	684	47
Fairfield	727	1,016	87	1,830	1,288	117%	542	76
Fayette	143	275	10	428	320	112%	108	3
Franklin	9,232	14,205	1,763	25,200	16,942	106%	8,258	541
Fulton	159	280	50	489	347	105%	142	5
Gallia	130	175	16	321	227	119%	94	3
Geauga	523	805	256	1,584	1,099	104%	485	16
Greene	778	948	124	1,850	1,313	122%	537	10
Guernsey	139	305	55	499	345	96%	154	0
Hamilton	6,815	10,521	754	18,090	11,772	104%	6,318	586
Hancock	385	649	24	1,058	672	100%	386	25
Hardin	117	178	17	312	233	119%	79	2
Harrison	110	140	1	251	138	98%	113	18
Henry	104	191	1	296	203	106%	93	2
Highland	190	393	17	600	448	109%	152	0
Hocking	255	233	22	510	240	94%	270	50
Holmes	80	130	0	210	142	109%	68	2
Huron	244	373	83	700	536	118%	164	10
Jackson	177	369	8	554	360	95%	194	20
Jefferson	462	592	56	1,110	668	103%	442	87
Knox	307	496	13	816	564	111%	252	51
Lake	1,471	2,820	274	4,565	3,194	103%	1,371	21
Lawrence	327	517	52	896	601	106%	295	8

Courts of Common Pleas – General Division
Total Civil Overall Caseloads
2013

County	Cases Pending January 1	New Filings	Reactivations and Transfers	Total Cases	Total Terminations	Clearance Rate	Cases Pending December 31	Cases Pending Beyond Time Guidelines
Licking	651	1,290	235	2,176	1,639	107%	537	13
Logan	220	414	8	642	464	110%	178	6
Lorain	2,194	3,382	517	6,093	4,221	108%	1,872	93
Lucas	3,099	5,094	386	8,579	5,903	108%	2,676	35
Madison	162	275	18	455	291	99%	164	6
Mahoning	2,365	3,718	395	6,478	4,257	104%	2,221	147
Marion	422	758	127	1,307	835	94%	472	29
Medina	1,105	1,510	133	2,748	1,970	120%	778	40
Meigs	79	135	1	215	99	73%	116	9
Mercer	110	187	59	356	233	95%	123	11
Miami	372	884	40	1,296	987	107%	309	3
Monroe	79	121	1	201	99	81%	102	5
Montgomery	2,893	7,764	1,019	11,676	9,134	104%	2,542	17
Morgan	87	122	28	237	163	109%	74	11
Morrow	217	275	15	507	308	106%	199	9
Muskingum	319	598	25	942	608	98%	334	20
Noble	137	142	3	282	154	106%	128	26
Ottawa	387	444	20	851	532	115%	319	32
Paulding	105	140	14	259	160	104%	99	14
Perry	182	338	4	524	387	113%	137	0
Pickaway	291	402	3	696	458	113%	238	8
Pike	168	241	22	431	277	105%	154	16
Portage	1,223	1,250	67	2,540	1,472	112%	1,068	227
Preble	301	377	16	694	481	122%	213	11
Putnam	118	121	3	242	146	118%	96	6
Richland	747	1,387	67	2,201	1,594	110%	607	16
Ross	343	704	44	1,091	764	102%	327	7
Sandusky	360	608	98	1,066	748	106%	318	25
Scioto	421	763	80	1,264	829	98%	435	14
Seneca	163	433	17	613	483	107%	130	1
Shelby	147	301	5	453	315	103%	138	1
Stark	1,049	3,144	722	4,915	3,891	101%	1,024	1
Summit	3,631	6,028	815	10,474	7,441	109%	3,033	112
Trumbull	2,058	2,499	196	4,753	3,236	120%	1,517	82
Tuscarawas	578	925	39	1,542	1,125	117%	417	14
Union	255	345	36	636	447	117%	189	1
Van Wert	118	226	3	347	242	106%	105	7
Vinton	46	72	0	118	80	111%	38	0
Warren	1,086	1,735	374	3,195	2,228	106%	967	43
Washington	300	402	134	836	596	111%	240	16
Wayne	513	701	24	1,238	795	110%	443	27
Williams	106	190	14	310	213	104%	97	0
Wood	506	793	43	1,342	949	114%	393	2
Wyandot	64	125	20	209	156	108%	53	4
Statewide	78,819	124,415	17,794	221,028	152,647	107%	68,381	4,738

Courts of Common Pleas – General Division

Total Civil Terminations

2013

County	Jury Trial	Court Trial	Settled or Dismissed Pre Trial	Dismissal	For Want of Prosecution	Magistrate	Diversion or Arbitration	Default	Unavailability of Party	Transferred Out	Private Judge Referral	Bankruptcy Stay/ Interlocutory Appeal	Other Terminations	Total Terminations
Adams	1	2	6	90	16	13	0	135	0	7	0	7	31	308
Allen	3	7	175	241	48	0	0	79	0	16	0	36	377	982
Ashland	6	0	111	42	10	11	0	127	0	6	0	13	34	360
Ashtabula	2	3	125	351	0	1	1	491	0	12	0	27	183	1,196
Athens	2	11	94	41	0	0	1	220	0	26	0	3	110	508
Auglaize	1	0	2	127	0	0	1	112	3	5	0	8	81	340
Belmont	1	1	25	276	0	0	0	175	0	52	0	22	151	703
Brown	1	7	8	217	7	128	0	238	15	6	0	14	84	725
Butler	7	15	800	1,041	60	3	1	1,846	0	255	0	160	1,174	5,362
Carroll	0	1	50	24	22	0	1	53	1	8	0	12	13	185
Champaign	0	54	98	77	0	0	1	136	1	214	0	16	32	629
Clark	6	3	504	48	18	5	2	540	1	22	2	35	130	1,316
Clermont	5	9	302	715	1	132	2	781	5	43	0	87	172	2,254
Clinton	4	0	0	161	15	0	0	198	0	8	0	17	60	463
Columbiana	4	11	115	102	97	45	1	404	0	23	0	38	141	981
Coshocton	0	2	15	121	0	0	0	152	1	5	0	11	22	329
Crawford	0	3	69	64	8	75	1	121	0	6	0	7	85	439
Cuyahoga	116	45	131	8,007	36	9,947	50	2,544	2,115	3,114	0	351	2,584	29,040
Darke	4	27	39	100	0	15	0	165	0	2	0	10	10	372
Defiance	0	122	55	97	21	0	0	69	0	1	0	0	5	370
Delaware	3	13	394	222	24	26	0	446	0	62	0	66	255	1,511
Erie	6	0	189	324	9	1	0	300	13	63	0	51	256	1,212
Fairfield	6	2	79	341	19	0	0	526	0	52	0	59	204	1,288
Fayette	0	18	42	75	1	0	1	138	0	2	0	10	33	320
Franklin	34	41	1,505	4,333	396	2,303	18	5,551	22	453	2	783	1,501	16,942
Fulton	5	4	61	89	8	1	1	127	0	1	0	11	39	347
Gallia	1	1	66	47	4	14	0	63	0	16	0	1	14	227
Geauga	2	9	90	164	241	17	133	224	1	3	0	40	175	1,099
Greene	4	1	1	496	97	9	0	494	0	22	0	48	141	1,313
Guernsey	2	3	66	38	6	33	7	109	1	5	0	12	63	345
Hamilton	32	52	390	3,745	146	3,870	3	1,836	0	648	0	340	710	11,772
Hancock	2	29	85	85	125	0	1	238	1	36	0	18	52	672
Hardin	0	0	10	73	6	1	0	97	0	1	0	6	39	233
Harrison	1	12	29	29	2	0	0	45	2	5	0	0	13	138
Henry	1	1	33	50	0	0	0	48	0	3	0	12	55	203
Highland	0	4	103	38	38	0	0	209	0	1	0	9	46	448
Hocking	33	1	1	108	3	0	0	85	0	3	0	0	6	240
Holmes	0	4	55	22	0	0	0	46	0	2	0	5	8	142
Huron	1	2	61	115	15	0	0	182	0	9	4	23	124	536
Jackson	0	0	203	7	1	0	0	117	1	5	0	16	10	360
Jefferson	1	7	78	197	0	0	6	180	1	52	0	27	119	668
Knox	1	2	50	203	0	0	0	0	0	5	0	12	291	564
Lake	10	11	356	323	600	221	3	961	1	54	0	87	567	3,194
Lawrence	5	1	22	169	3	285	1	14	0	11	0	15	75	601

Courts of Common Pleas – General Division

Total Civil Terminations

2013

County	Jury Trial	Court Trial	Settled or Dismissed Pre Trial	Dismissal	For Want of Prosecution	Magistrate	Diversion or Arbitration	Default	Unavailability of Party	Transferred Out	Private Judge Referral	Bankruptcy Stay/ Interlocutory Appeal	Other Terminations	Total Terminations
Licking	1	2	123	354	0	136	2	581	3	108	0	80	249	1,639
Logan	0	6	61	156	0	30	0	145	0	5	0	24	37	464
Lorain	11	19	1,061	762	22	842	3	768	83	102	0	242	306	4,221
Lucas	30	8	761	1,403	140	1	6	1,718	1	219	6	160	1,450	5,903
Madison	5	12	9	93	0	1	0	3	0	3	2	6	157	291
Mahoning	12	4	520	1,519	0	398	5	1,394	0	137	0	139	129	4,257
Marion	0	136	101	192	25	0	9	236	2	20	0	30	84	835
Medina	7	2	854	196	11	48	0	317	0	84	0	58	393	1,970
Meigs	0	0	61	6	0	0	0	15	0	4	0	4	9	99
Mercer	4	1	33	3	47	0	2	65	1	5	0	7	65	233
Miami	0	10	47	225	35	182	2	342	1	13	0	38	92	987
Monroe	0	5	1	28	1	0	3	54	0	0	0	1	6	99
Montgomery	23	2	693	3,592	20	492	0	3,279	1	155	3	205	669	9,134
Morgan	0	12	14	49	1	0	0	49	1	2	0	5	30	163
Morrow	3	2	79	20	63	0	0	103	0	6	0	10	22	308
Muskingum	2	3	144	98	9	0	0	287	0	5	0	21	39	608
Noble	0	13	3	72	0	0	0	31	0	2	0	5	28	154
Ottawa	0	1	0	101	95	0	0	178	0	2	0	13	142	532
Paulding	2	0	6	59	0	0	0	70	0	0	0	6	17	160
Perry	1	4	88	20	18	33	0	176	7	2	0	6	32	387
Pickaway	1	1	157	2	2	38	0	237	4	3	0	10	3	458
Pike	0	1	105	19	0	0	0	105	0	2	0	13	32	277
Portage	5	6	351	296	1	45	5	564	0	19	0	42	138	1,472
Preble	3	2	36	94	39	0	1	224	0	2	0	36	44	481
Putnam	0	6	0	78	0	12	0	0	0	1	0	7	42	146
Richland	7	3	363	235	86	88	1	517	0	6	0	51	237	1,594
Ross	6	11	97	152	0	57	4	295	0	25	0	17	100	764
Sandusky	2	0	15	274	0	0	34	119	4	19	0	21	260	748
Scioto	12	1	113	168	17	0	23	279	0	35	2	17	162	829
Seneca	3	4	50	131	14	53	1	170	0	11	0	14	32	483
Shelby	5	14	43	29	75	0	0	127	0	3	0	3	16	315
Stark	28	11	843	249	242	1	177	1,266	0	238	0	157	679	3,891
Summit	37	16	975	1,318	349	315	288	2,348	1	720	2	197	875	7,441
Trumbull	16	143	1,057	550	0	3	0	1,138	0	113	0	104	112	3,236
Tuscarawas	6	78	208	20	238	0	0	425	3	23	0	29	95	1,125
Union	0	5	7	134	51	1	0	135	0	34	0	22	58	447
Van Wert	0	0	42	32	9	1	0	119	1	4	0	9	25	242
Vinton	0	10	29	0	0	0	4	33	0	2	0	0	2	80
Warren	5	29	355	665	0	0	0	783	0	0	0	63	328	2,228
Washington	3	18	125	138	9	0	0	172	1	36	0	22	72	596
Wayne	2	3	289	58	16	1	1	255	0	14	1	33	122	795
Williams	1	0	31	59	0	0	0	114	0	6	0	2	0	213
Wood	4	1	165	125	96	0	40	331	0	14	0	36	137	949
Wyandot	0	11	8	31	30	8	0	51	0	4	0	2	11	156
Statewide	560	1,157	16,816	37,040	3,864	19,942	847	40,240	2,299	7,553	24	4,492	17,813	152,647

Courts of Common Pleas – General Division
Professional Tort Overall Caseloads
2013

County	Cases Pending January 1	New Filings	Reactivations and Transfers	Total Cases	Total Terminations	Clearance Rate	Cases Pending December 31	Cases Pending Beyond Time Guidelines
Adams	0	1	1	2	1	50%	1	0
Allen	14	14	2	30	14	88%	16	1
Ashland	2	5	0	7	2	40%	5	0
Ashtabula	8	7	0	15	2	29%	13	2
Athens	0	1	0	1	0	0%	1	0
Auglaize	0	0	0	0	0	-	0	0
Belmont	5	8	0	13	4	50%	9	1
Brown	0	0	0	0	0	-	0	0
Butler	17	14	6	37	27	135%	10	0
Carroll	0	0	0	0	0	-	0	0
Champaign	1	0	1	2	2	200%	0	0
Clark	21	16	3	40	21	111%	19	2
Clermont	10	11	1	22	12	100%	10	0
Clinton	3	1	0	4	3	300%	1	0
Columbiana	5	10	0	15	7	70%	8	2
Coshocton	0	0	0	0	0	-	0	0
Crawford	0	0	0	0	0	-	0	0
Cuyahoga	329	364	89	782	447	99%	335	15
Darke	0	0	0	0	0	-	0	0
Defiance	2	1	0	3	1	100%	2	0
Delaware	6	5	0	11	9	180%	2	0
Erie	13	6	1	20	6	86%	14	2
Fairfield	8	0	0	8	4	-	4	1
Fayette	2	0	0	2	1	-	1	0
Franklin	283	197	81	561	218	78%	343	69
Fulton	3	0	0	3	0	-	3	0
Gallia	3	1	2	6	3	100%	3	0
Geauga	1	4	0	5	3	75%	2	0
Greene	5	3	2	10	6	120%	4	0
Guernsey	1	0	1	2	1	100%	1	0
Hamilton	180	154	21	355	150	86%	205	25
Hancock	7	0	0	7	5	-	2	0
Hardin	1	2	0	3	2	100%	1	0
Harrison	0	0	0	0	0	-	0	0
Henry	3	0	0	3	3	-	0	0
Highland	0	1	0	1	1	100%	0	0
Hocking	0	1	0	1	0	0%	1	0
Holmes	1	0	0	1	0	-	1	0
Huron	8	5	0	13	7	140%	6	2
Jackson	1	0	0	1	0	-	1	0
Jefferson	5	4	1	10	4	80%	6	2
Knox	3	6	0	9	1	17%	8	0
Lake	20	19	0	39	21	111%	18	1
Lawrence	5	2	0	7	4	200%	3	1

Courts of Common Pleas – General Division
Professional Tort Overall Caseloads
2013

County	Cases Pending January 1	New Filings	Reactivations and Transfers	Total Cases	Total Terminations	Clearance Rate	Cases Pending December 31	Cases Pending Beyond Time Guidelines
Licking	6	4	1	11	5	100%	6	2
Logan	2	1	0	3	1	100%	2	0
Lorain	33	24	3	60	28	104%	32	3
Lucas	95	61	5	161	80	121%	81	2
Madison	2	2	0	4	1	50%	3	0
Mahoning	25	31	6	62	25	68%	37	1
Marion	1	2	0	3	2	100%	1	0
Medina	7	5	0	12	7	140%	5	0
Meigs	0	0	0	0	0	-	0	0
Mercer	2	3	1	6	1	25%	5	2
Miami	5	1	0	6	2	200%	4	0
Monroe	0	0	0	0	0	-	0	0
Montgomery	88	68	11	167	82	104%	85	6
Morgan	0	1	0	1	1	100%	0	0
Morrow	0	0	0	0	0	-	0	0
Muskingum	12	6	0	18	7	117%	11	1
Noble	1	0	0	1	0	-	1	0
Ottawa	1	1	0	2	1	100%	1	0
Paulding	0	0	0	0	0	-	0	0
Perry	2	1	0	3	3	300%	0	0
Pickaway	0	0	0	0	0	-	0	0
Pike	0	2	0	2	1	50%	1	0
Portage	9	5	0	14	9	180%	5	1
Preble	0	0	0	0	0	-	0	0
Putnam	0	2	1	3	2	67%	1	0
Richland	12	8	1	21	9	100%	12	0
Ross	12	3	1	16	11	275%	5	0
Sandusky	7	6	4	17	9	90%	8	1
Scioto	14	12	3	29	18	120%	11	0
Seneca	1	3	0	4	2	67%	2	0
Shelby	2	3	0	5	1	33%	4	0
Stark	31	44	10	85	52	96%	33	0
Summit	72	91	15	178	94	89%	84	5
Trumbull	16	12	0	28	9	75%	19	4
Tuscarawas	4	5	0	9	3	60%	6	0
Union	0	0	0	0	0	-	0	0
Van Wert	1	1	0	2	1	100%	1	0
Vinton	0	0	0	0	0	-	0	0
Warren	4	6	0	10	4	67%	6	0
Washington	8	7	1	16	6	75%	10	0
Wayne	0	6	0	6	1	17%	5	0
Williams	2	0	0	2	2	-	0	0
Wood	3	5	1	9	2	33%	7	0
Wyandot	0	1	0	1	0	0%	1	0
Statewide	1,456	1,296	276	3,028	1,474	94%	1,554	154

Courts of Common Pleas – General Division
Professional Tort Terminations
2013

County	Jury Trial	Court Trial	Settled or Dismissed Pre Trial	Dismissal	For Want of Prosecution	Magistrate	Diversion or Arbitration	Default	Unavailability of Party	Transferred Out	Private Judge Referral	Bankruptcy Stay/ Interlocutory Appeal	Other Terminations	Total Terminations
Adams	0	0	0	0	0	0	0	0	0	1	0	0	0	1
Allen	2	0	5	3	1	0	0	0	0	1	0	1	1	14
Ashland	0	0	2	0	0	0	0	0	0	0	0	0	0	2
Ashtabula	0	0	0	2	0	0	0	0	0	0	0	0	0	2
Athens	0	0	0	0	0	0	0	0	0	0	0	0	0	0
Auglaize	0	0	0	0	0	0	0	0	0	0	0	0	0	0
Belmont	0	0	2	2	0	0	0	0	0	0	0	0	0	4
Brown	0	0	0	0	0	0	0	0	0	0	0	0	0	0
Butler	3	0	7	4	0	0	0	0	0	11	0	0	2	27
Carroll	0	0	0	0	0	0	0	0	0	0	0	0	0	0
Champaign	0	0	1	0	0	0	0	0	0	1	0	0	0	2
Clark	0	0	11	2	1	0	0	0	0	5	0	0	2	21
Clermont	1	0	6	4	0	0	0	0	0	0	0	0	1	12
Clinton	0	0	0	3	0	0	0	0	0	0	0	0	0	3
Columbiana	1	0	0	1	1	0	0	0	0	1	0	0	3	7
Coshocton	0	0	0	0	0	0	0	0	0	0	0	0	0	0
Crawford	0	0	0	0	0	0	0	0	0	0	0	0	0	0
Cuyahoga	17	0	5	287	0	0	1	1	0	82	0	8	46	447
Darke	0	0	0	0	0	0	0	0	0	0	0	0	0	0
Defiance	0	0	1	0	0	0	0	0	0	0	0	0	0	1
Delaware	0	0	4	2	0	0	0	0	0	1	0	0	2	9
Erie	1	0	4	0	0	0	0	0	0	1	0	0	0	6
Fairfield	0	0	2	1	0	0	0	0	0	0	0	0	1	4
Fayette	0	0	0	1	0	0	0	0	0	0	0	0	0	1
Franklin	7	0	26	103	5	3	0	5	0	46	0	6	17	218
Fulton	0	0	0	0	0	0	0	0	0	0	0	0	0	0
Gallia	1	0	1	1	0	0	0	0	0	0	0	0	0	3
Geauga	0	0	0	0	1	0	0	0	0	0	0	0	2	3
Greene	0	0	0	2	1	0	0	0	0	2	0	0	1	6
Guernsey	0	0	0	0	0	0	0	0	0	0	0	0	1	1
Hamilton	4	0	11	94	1	1	0	3	0	18	0	1	17	150
Hancock	0	0	2	0	2	0	0	0	0	0	0	0	1	5
Hardin	0	0	1	1	0	0	0	0	0	0	0	0	0	2
Harrison	0	0	0	0	0	0	0	0	0	0	0	0	0	0
Henry	0	0	2	1	0	0	0	0	0	0	0	0	0	3
Highland	0	0	0	0	1	0	0	0	0	0	0	0	0	1
Hocking	0	0	0	0	0	0	0	0	0	0	0	0	0	0
Holmes	0	0	0	0	0	0	0	0	0	0	0	0	0	0
Huron	0	0	5	1	0	0	0	0	0	1	0	0	0	7
Jackson	0	0	0	0	0	0	0	0	0	0	0	0	0	0
Jefferson	0	0	3	0	0	0	0	0	0	1	0	0	0	4
Knox	0	0	0	1	0	0	0	0	0	0	0	0	0	1
Lake	2	0	10	2	4	0	0	0	0	1	0	0	2	21
Lawrence	0	0	0	4	0	0	0	0	0	0	0	0	0	4

Courts of Common Pleas – General Division
Professional Tort Terminations
2013

County	Jury Trial	Court Trial	Settled or Dismissed Pre Trial	Dismissal	For Want of Prosecution	Magistrate	Diversion or Arbitration	Default	Unavailability of Party	Transferred Out	Private Judge Referral	Bankruptcy Stay/ Interlocutory Appeal	Other Terminations	Total Terminations
Licking	0	0	0	3	0	0	0	0	0	0	0	1	1	5
Logan	0	0	1	0	0	0	0	0	0	0	0	0	0	1
Lorain	0	0	14	9	0	0	0	1	1	1	0	0	2	28
Lucas	9	0	23	33	2	0	0	0	0	1	0	1	11	80
Madison	0	0	0	1	0	0	0	0	0	0	0	0	0	1
Mahoning	2	0	4	14	0	0	0	0	0	4	0	0	1	25
Marion	0	1	0	0	0	0	0	0	0	1	0	0	0	2
Medina	0	0	6	0	0	0	0	0	0	0	0	0	1	7
Meigs	0	0	0	0	0	0	0	0	0	0	0	0	0	0
Mercer	0	0	1	0	0	0	0	0	0	0	0	0	0	1
Miami	0	0	1	0	0	0	0	0	0	1	0	0	0	2
Monroe	0	0	0	0	0	0	0	0	0	0	0	0	0	0
Montgomery	3	0	11	49	0	0	0	0	0	7	0	2	10	82
Morgan	0	1	0	0	0	0	0	0	0	0	0	0	0	1
Morrow	0	0	0	0	0	0	0	0	0	0	0	0	0	0
Muskingum	1	0	6	0	0	0	0	0	0	0	0	0	0	7
Noble	0	0	0	0	0	0	0	0	0	0	0	0	0	0
Ottawa	0	0	0	1	0	0	0	0	0	0	0	0	0	1
Paulding	0	0	0	0	0	0	0	0	0	0	0	0	0	0
Perry	0	0	0	0	0	1	0	2	0	0	0	0	0	3
Pickaway	0	0	0	0	0	0	0	0	0	0	0	0	0	0
Pike	0	0	0	0	0	0	0	0	0	0	0	0	1	1
Portage	1	0	6	2	0	0	0	0	0	0	0	0	0	9
Preble	0	0	0	0	0	0	0	0	0	0	0	0	0	0
Putnam	0	0	0	1	0	0	0	0	0	0	0	0	1	2
Richland	0	0	3	2	1	0	0	0	0	0	0	0	3	9
Ross	2	0	6	1	0	0	0	0	0	1	0	1	0	11
Sandusky	0	0	0	6	0	0	0	0	0	3	0	0	0	9
Scioto	1	0	2	9	0	0	0	0	0	3	1	0	2	18
Seneca	0	0	1	1	0	0	0	0	0	0	0	0	0	2
Shelby	0	0	1	0	0	0	0	0	0	0	0	0	0	1
Stark	3	0	30	3	2	0	1	0	0	7	0	1	5	52
Summit	9	0	25	22	3	0	0	1	0	19	0	4	11	94
Trumbull	0	0	6	3	0	0	0	0	0	0	0	0	0	9
Tuscarawas	0	0	0	0	3	0	0	0	0	0	0	0	0	3
Union	0	0	0	0	0	0	0	0	0	0	0	0	0	0
Van Wert	0	0	1	0	0	0	0	0	0	0	0	0	0	1
Vinton	0	0	0	0	0	0	0	0	0	0	0	0	0	0
Warren	0	0	1	2	0	0	0	0	0	0	0	0	1	4
Washington	0	0	2	2	0	0	0	0	0	1	0	0	1	6
Wayne	0	0	0	1	0	0	0	0	0	0	0	0	0	1
Williams	0	0	1	1	0	0	0	0	0	0	0	0	0	2
Wood	0	0	0	0	2	0	0	0	0	0	0	0	0	2
Wyandot	0	0	0	0	0	0	0	0	0	0	0	0	0	0
Statewide	70	2	263	688	31	5	2	13	1	222	1	26	150	1,474

Courts of Common Pleas – General Division
Product Liability Overall Caseloads
2013

County	Cases Pending January 1	New Filings	Reactivations and Transfers	Total Cases	Total Terminations	Clearance Rate	Cases Pending December 31	Cases Pending Beyond Time Guidelines
Adams	1	0	0	1	0	-	1	0
Allen	1	2	0	3	2	100%	1	0
Ashland	0	2	0	2	0	0%	2	0
Ashtabula	0	1	0	1	1	100%	0	0
Athens	0	0	0	0	0	-	0	0
Auglaize	1	2	0	3	1	50%	2	0
Belmont	1	1	0	2	1	100%	1	0
Brown	0	1	0	1	0	0%	1	0
Butler	3	1	1	5	3	150%	2	0
Carroll	0	0	0	0	0	-	0	0
Champaign	0	0	0	0	0	-	0	0
Clark	14	10	3	27	19	146%	8	0
Clermont	5	0	1	6	5	500%	1	0
Clinton	3	0	0	3	3	-	0	0
Columbiana	4	1	1	6	3	150%	3	0
Coshocton	0	1	0	1	0	0%	1	0
Crawford	1	1	0	2	0	0%	2	0
Cuyahoga *	30	71	2	103	86	118%	17	1
Darke	0	0	0	0	0	-	0	0
Defiance	0	0	0	0	0	-	0	0
Delaware	0	4	0	4	1	25%	3	0
Erie	0	0	0	0	0	-	0	0
Fairfield	0	0	0	0	0	-	0	0
Fayette	0	0	0	0	0	-	0	0
Franklin	28	20	3	51	27	117%	24	3
Fulton	0	0	0	0	0	-	0	0
Gallia	0	0	0	0	0	-	0	0
Geauga	1	3	0	4	3	100%	1	0
Greene	5	10	0	15	7	70%	8	0
Guernsey	0	0	0	0	0	-	0	0
Hamilton	23	12	2	37	20	143%	17	2
Hancock	0	0	0	0	0	-	0	0
Hardin	1	0	0	1	0	-	1	0
Harrison	0	0	0	0	0	-	0	0
Henry	1	1	0	2	1	100%	1	0
Highland	0	0	0	0	0	-	0	0
Hocking	0	0	0	0	0	-	0	0
Holmes	0	0	0	0	0	-	0	0
Huron	0	0	0	0	0	-	0	0
Jackson	0	0	0	0	0	-	0	0
Jefferson	0	0	0	0	0	-	0	0
Knox	0	2	0	2	1	50%	1	0
Lake	1	6	1	8	5	71%	3	0
Lawrence	0	0	0	0	0	-	0	0

* Due to their unique nature, statistics concerning Cuyahoga County's asbestos-related Product Liability caseload are not included in this report and instead are reported in the *Ohio Courts Statistical Summary*.

Courts of Common Pleas – General Division
Product Liability Overall Caseloads
2013

County	Cases Pending January 1	New Filings	Reactivations and Transfers	Total Cases	Total Terminations	Clearance Rate	Cases Pending December 31	Cases Pending Beyond Time Guidelines
Licking	2	0	0	2	2	-	0	0
Logan	0	0	0	0	0	-	0	0
Lorain	13	19	0	32	15	79%	17	0
Lucas	7	8	0	15	11	138%	4	0
Madison	1	0	0	1	1	-	0	0
Mahoning	0	0	0	0	0	-	0	0
Marion	0	0	0	0	0	-	0	0
Medina	1	3	0	4	1	33%	3	0
Meigs	0	0	0	0	0	-	0	0
Mercer	1	0	0	1	0	-	1	0
Miami	2	1	0	3	2	200%	1	0
Monroe	0	0	0	0	0	-	0	0
Montgomery	0	8	1	9	4	44%	5	0
Morgan	0	0	0	0	0	-	0	0
Morrow	0	2	0	2	1	50%	1	0
Muskingum	1	0	0	1	1	-	0	0
Noble	1	0	0	1	0	-	1	1
Ottawa	0	1	0	1	1	100%	0	0
Paulding	0	0	0	0	0	-	0	0
Perry	0	0	0	0	0	-	0	0
Pickaway	0	0	0	0	0	-	0	0
Pike	0	0	0	0	0	-	0	0
Portage	3	4	0	7	1	25%	6	1
Preble	0	0	0	0	0	-	0	0
Putnam	0	0	0	0	0	-	0	0
Richland	2	4	2	8	4	67%	4	0
Ross	2	0	0	2	2	-	0	0
Sandusky	0	1	0	1	1	100%	0	0
Scioto	0	2	0	2	0	0%	2	0
Seneca	2	0	0	2	2	-	0	0
Shelby	1	1	0	2	0	0%	2	0
Stark	1	6	3	10	5	56%	5	0
Summit	8	2	0	10	6	300%	4	0
Trumbull	2	0	0	2	1	-	1	0
Tuscarawas	1	0	0	1	1	-	0	0
Union	0	0	0	0	0	-	0	0
Van Wert	0	0	0	0	0	-	0	0
Vinton	0	0	0	0	0	-	0	0
Warren	2	9	0	11	3	33%	8	0
Washington	2	7	0	9	2	29%	7	0
Wayne	1	1	0	2	2	200%	0	0
Williams	0	0	0	0	0	-	0	0
Wood	1	3	0	4	2	67%	2	0
Wyandot	1	0	0	1	1	-	0	0
Statewide	182	234	20	436	261	103%	175	8

Courts of Common Pleas – General Division
Product Liability Terminations
2013

County	Jury Trial	Court Trial	Settled or Dismissed Pre Trial	Dismissal	For Want of Prosecution	Magistrate	Diversion or Arbitration	Default	Unavailability of Party	Transferred Out	Private Judge Referral	Bankruptcy Stay/ Interlocutory Appeal	Other Terminations	Total Terminations
Adams	0	0	0	0	0	0	0	0	0	0	0	0	0	0
Allen	0	0	0	1	0	0	0	0	0	1	0	0	0	2
Ashland	0	0	0	0	0	0	0	0	0	0	0	0	0	0
Ashtabula	0	0	0	0	0	0	0	0	0	0	0	1	0	1
Athens	0	0	0	0	0	0	0	0	0	0	0	0	0	0
Auglaize	0	0	0	1	0	0	0	0	0	0	0	0	0	1
Belmont	0	0	0	0	0	0	0	0	0	0	0	0	1	1
Brown	0	0	0	0	0	0	0	0	0	0	0	0	0	0
Butler	0	0	2	0	0	0	0	0	0	0	0	0	1	3
Carroll	0	0	0	0	0	0	0	0	0	0	0	0	0	0
Champaign	0	0	0	0	0	0	0	0	0	0	0	0	0	0
Clark	0	0	10	1	0	1	0	1	0	2	0	2	2	19
Clermont	0	0	2	1	0	0	0	0	1	1	0	0	0	5
Clinton	1	0	0	2	0	0	0	0	0	0	0	0	0	3
Columbiana	0	0	1	0	2	0	0	0	0	0	0	0	0	3
Coshocton	0	0	0	0	0	0	0	0	0	0	0	0	0	0
Crawford	0	0	0	0	0	0	0	0	0	0	0	0	0	0
Cuyahoga	1	0	0	54	0	0	0	1	0	16	0	4	10	86
Darke	0	0	0	0	0	0	0	0	0	0	0	0	0	0
Defiance	0	0	0	0	0	0	0	0	0	0	0	0	0	0
Delaware	0	0	1	0	0	0	0	0	0	0	0	0	0	1
Erie	0	0	0	0	0	0	0	0	0	0	0	0	0	0
Fairfield	0	0	0	0	0	0	0	0	0	0	0	0	0	0
Fayette	0	0	0	0	0	0	0	0	0	0	0	0	0	0
Franklin	0	0	3	7	1	0	0	0	0	9	0	0	7	27
Fulton	0	0	0	0	0	0	0	0	0	0	0	0	0	0
Gallia	0	0	0	0	0	0	0	0	0	0	0	0	0	0
Geauga	0	0	1	1	0	0	1	0	0	0	0	0	0	3
Greene	0	0	0	5	0	1	0	1	0	0	0	0	0	7
Guernsey	0	0	0	0	0	0	0	0	0	0	0	0	0	0
Hamilton	0	0	3	10	0	0	0	1	0	1	0	0	5	20
Hancock	0	0	0	0	0	0	0	0	0	0	0	0	0	0
Hardin	0	0	0	0	0	0	0	0	0	0	0	0	0	0
Harrison	0	0	0	0	0	0	0	0	0	0	0	0	0	0
Henry	0	0	1	0	0	0	0	0	0	0	0	0	0	1
Highland	0	0	0	0	0	0	0	0	0	0	0	0	0	0
Hocking	0	0	0	0	0	0	0	0	0	0	0	0	0	0
Holmes	0	0	0	0	0	0	0	0	0	0	0	0	0	0
Huron	0	0	0	0	0	0	0	0	0	0	0	0	0	0
Jackson	0	0	0	0	0	0	0	0	0	0	0	0	0	0
Jefferson	0	0	0	0	0	0	0	0	0	0	0	0	0	0
Knox	0	0	0	0	0	0	0	0	0	1	0	0	0	1
Lake	0	0	0	1	1	0	0	0	0	3	0	0	0	5
Lawrence	0	0	0	0	0	0	0	0	0	0	0	0	0	0

Courts of Common Pleas – General Division
Product Liability Terminations
2013

County	Jury Trial	Court Trial	Settled or Dismissed Pre Trial	Dismissal	For Want of Prosecution	Magistrate	Diversion or Arbitration	Default	Unavailability of Party	Transferred Out	Private Judge Referral	Bankruptcy Stay/ Interlocutory Appeal	Other Terminations	Total Terminations
Licking	0	0	0	2	0	0	0	0	0	0	0	0	0	2
Logan	0	0	0	0	0	0	0	0	0	0	0	0	0	0
Lorain	0	0	6	4	0	0	0	0	0	3	0	0	2	15
Lucas	0	0	5	2	0	0	0	0	0	2	0	0	2	11
Madison	0	0	0	1	0	0	0	0	0	0	0	0	0	1
Mahoning	0	0	0	0	0	0	0	0	0	0	0	0	0	0
Marion	0	0	0	0	0	0	0	0	0	0	0	0	0	0
Medina	0	0	1	0	0	0	0	0	0	0	0	0	0	1
Meigs	0	0	0	0	0	0	0	0	0	0	0	0	0	0
Mercer	0	0	0	0	0	0	0	0	0	0	0	0	0	0
Miami	0	0	0	2	0	0	0	0	0	0	0	0	0	2
Monroe	0	0	0	0	0	0	0	0	0	0	0	0	0	0
Montgomery	0	0	0	2	0	0	0	0	0	1	0	0	1	4
Morgan	0	0	0	0	0	0	0	0	0	0	0	0	0	0
Morrow	0	0	1	0	0	0	0	0	0	0	0	0	0	1
Muskingum	0	0	0	1	0	0	0	0	0	0	0	0	0	1
Noble	0	0	0	0	0	0	0	0	0	0	0	0	0	0
Ottawa	0	0	0	1	0	0	0	0	0	0	0	0	0	1
Paulding	0	0	0	0	0	0	0	0	0	0	0	0	0	0
Perry	0	0	0	0	0	0	0	0	0	0	0	0	0	0
Pickaway	0	0	0	0	0	0	0	0	0	0	0	0	0	0
Pike	0	0	0	0	0	0	0	0	0	0	0	0	0	0
Portage	0	0	0	1	0	0	0	0	0	0	0	0	0	1
Preble	0	0	0	0	0	0	0	0	0	0	0	0	0	0
Putnam	0	0	0	0	0	0	0	0	0	0	0	0	0	0
Richland	0	0	1	2	0	0	0	0	0	0	0	1	0	4
Ross	1	0	0	0	0	0	0	0	0	0	0	0	1	2
Sandusky	0	0	0	0	0	0	0	0	0	1	0	0	0	1
Scioto	0	0	0	0	0	0	0	0	0	0	0	0	0	0
Seneca	0	0	0	2	0	0	0	0	0	0	0	0	0	2
Shelby	0	0	0	0	0	0	0	0	0	0	0	0	0	0
Stark	0	0	1	0	0	0	0	0	0	3	0	0	1	5
Summit	0	0	2	2	0	0	0	0	0	1	0	0	1	6
Trumbull	0	0	0	0	0	0	0	0	0	0	0	1	0	1
Tuscarawas	0	0	1	0	0	0	0	0	0	0	0	0	0	1
Union	0	0	0	0	0	0	0	0	0	0	0	0	0	0
Van Wert	0	0	0	0	0	0	0	0	0	0	0	0	0	0
Vinton	0	0	0	0	0	0	0	0	0	0	0	0	0	0
Warren	0	0	3	0	0	0	0	0	0	0	0	0	0	3
Washington	0	0	2	0	0	0	0	0	0	0	0	0	0	2
Wayne	0	0	1	0	0	0	0	0	0	0	0	0	1	2
Williams	0	0	0	0	0	0	0	0	0	0	0	0	0	0
Wood	0	0	1	1	0	0	0	0	0	0	0	0	0	2
Wyandot	0	0	0	1	0	0	0	0	0	0	0	0	0	1
Statewide	3	0	49	108	4	2	1	4	1	45	0	9	35	261

Courts of Common Pleas – General Division
Other Torts Overall Caseloads
2013

County	Cases Pending January 1	New Filings	Reactivations and Transfers	Total Cases	Total Terminations	Clearance Rate	Cases Pending December 31	Cases Pending Beyond Time Guidelines
Adams	17	10	1	28	17	155%	11	0
Allen	137	111	10	258	138	114%	120	2
Ashland	21	33	3	57	27	75%	30	1
Ashtabula	76	83	6	165	77	87%	88	3
Athens	14	8	0	22	14	175%	8	1
Auglaize	20	23	3	46	20	77%	26	3
Belmont	181	96	14	291	132	120%	159	24
Brown	19	13	2	34	16	107%	18	1
Butler	421	594	52	1,067	645	100%	422	5
Carroll	11	19	0	30	14	74%	16	0
Champaign	16	21	29	66	38	76%	28	0
Clark	117	117	7	241	129	104%	112	1
Clermont	148	145	6	299	159	105%	140	3
Clinton	33	17	0	50	27	159%	23	0
Columbiana	85	73	11	169	95	113%	74	0
Coshocton	12	15	1	28	14	88%	14	0
Crawford	25	11	2	38	28	215%	10	1
Cuyahoga*	2,778	3,614	462	6,854	4,177	102%	2,677	49
Darke	25	19	1	45	23	115%	22	0
Defiance	30	18	0	48	25	139%	23	2
Delaware	93	96	21	210	114	97%	96	4
Erie	144	96	13	253	120	110%	133	6
Fairfield	99	60	3	162	95	151%	67	7
Fayette	4	5	0	9	6	120%	3	0
Franklin	1,571	1,668	137	3,376	1,807	100%	1,569	51
Fulton	9	11	2	22	11	85%	11	0
Gallia	21	18	0	39	27	150%	12	0
Geauga	87	93	24	204	114	97%	90	0
Greene	142	139	8	289	170	116%	119	3
Guernsey	26	23	5	54	30	107%	24	0
Hamilton	1,312	1,471	59	2,842	1,365	89%	1,477	100
Hancock	47	52	3	102	49	89%	53	3
Hardin	14	11	0	25	14	127%	11	0
Harrison	16	12	0	28	12	100%	16	4
Henry	21	22	1	44	26	113%	18	0
Highland	8	14	0	22	14	100%	8	0
Hocking	3	8	0	11	2	25%	9	1
Holmes	18	5	0	23	16	320%	7	0
Huron	43	33	1	77	50	147%	27	0
Jackson	21	25	0	46	18	72%	28	2
Jefferson	92	61	4	157	65	100%	92	8
Knox	24	16	0	40	19	119%	21	1
Lake	320	370	13	703	385	101%	318	3
Lawrence	64	45	4	113	55	112%	58	1

* Due to their unique nature, statistics concerning Cuyahoga County's asbestos-related Other Torts caseload are not included in this report and instead are reported in the *Ohio Courts Statistical Summary*.

Courts of Common Pleas – General Division
Other Torts Overall Caseloads
2013

County	Cases Pending January 1	New Filings	Reactivations and Transfers	Total Cases	Total Terminations	Clearance Rate	Cases Pending December 31	Cases Pending Beyond Time Guidelines
Licking	97	85	13	195	105	107%	90	1
Logan	20	19	0	39	19	100%	20	1
Lorain	443	514	95	1,052	578	95%	474	10
Lucas	851	898	63	1,812	948	99%	864	5
Madison	26	19	2	47	22	105%	25	0
Mahoning	336	335	25	696	359	100%	337	10
Marion	49	54	3	106	47	82%	59	2
Medina	159	161	7	327	162	96%	165	0
Meigs	6	3	0	9	2	67%	7	3
Mercer	16	13	1	30	14	100%	16	2
Miami	57	51	2	110	64	121%	46	0
Monroe	6	7	0	13	6	86%	7	1
Montgomery	741	1,850	83	2,674	2,041	106%	633	2
Morgan	4	1	1	6	4	200%	2	0
Morrow	4	4	0	8	4	100%	4	0
Muskingum	78	67	4	149	71	100%	78	1
Noble	6	0	0	6	5	-	1	0
Ottawa	54	41	1	96	52	124%	44	3
Paulding	13	6	0	19	7	117%	12	3
Perry	8	8	0	16	8	100%	8	0
Pickaway	0	0	0	0	0	-	0	0
Pike	9	4	0	13	7	175%	6	1
Portage	207	139	7	353	165	113%	188	14
Preble	6	0	0	6	3	-	3	0
Putnam	14	12	0	26	13	108%	13	0
Richland	130	125	11	266	140	103%	126	1
Ross	40	33	7	80	45	113%	35	1
Sandusky	47	31	2	80	45	136%	35	3
Scioto	64	60	8	132	66	97%	66	2
Seneca	31	21	1	53	38	173%	15	0
Shelby	28	33	0	61	32	97%	29	0
Stark	256	537	83	876	602	97%	274	0
Summit	675	819	82	1,576	912	101%	664	8
Trumbull	319	256	24	599	316	113%	283	4
Tuscarawas	92	75	8	175	102	123%	73	3
Union	17	31	0	48	20	65%	28	0
Van Wert	16	20	0	36	10	50%	26	0
Vinton	5	1	0	6	4	400%	2	0
Warren	167	179	8	354	186	99%	168	3
Washington	70	51	3	124	69	128%	55	2
Wayne	78	108	1	187	118	108%	69	1
Williams	23	16	2	41	23	128%	18	0
Wood	105	119	6	230	130	104%	100	0
Wyandot	9	7	1	17	6	75%	11	2
Statewide	13,767	16,207	1,462	31,436	17,969	102%	13,467	379

Courts of Common Pleas – General Division
Other Torts Terminations
2013

County	Jury Trial	Court Trial	Settled or Dismissed Pre Trial	Dismissal	For Want of Prosecution	Magistrate	Diversion or Arbitration	Default	Unavailability of Party	Transferred Out	Private Judge Referral	Bankruptcy Stay/ Interlocutory Appeal	Other Terminations	Total Terminations
Adams	0	0	2	12	0	0	0	1	0	1	0	0	1	17
Allen	0	1	78	31	9	0	0	9	0	3	0	2	5	138
Ashland	3	0	12	11	0	0	0	1	0	0	0	0	0	27
Ashtabula	1	0	41	26	0	0	0	2	0	2	0	2	3	77
Athens	0	0	3	4	0	0	0	6	0	1	0	0	0	14
Auglaize	1	0	0	13	0	0	0	0	1	2	0	0	3	20
Belmont	1	1	15	87	0	0	0	2	0	9	0	1	16	132
Brown	0	0	1	12	0	0	0	1	0	0	0	0	2	16
Butler	4	1	276	97	8	0	0	60	0	156	0	6	37	645
Carroll	0	0	5	3	3	0	0	1	0	1	0	0	1	14
Champaign	0	0	15	5	0	0	1	0	0	16	0	0	1	38
Clark	4	0	89	9	2	0	0	5	0	8	0	0	12	129
Clermont	0	1	91	39	0	0	0	12	0	4	0	5	7	159
Clinton	1	0	0	25	0	0	0	0	0	1	0	0	0	27
Columbiana	2	1	40	13	15	0	0	7	0	6	0	3	8	95
Coshocton	0	0	3	8	0	0	0	1	1	0	0	0	1	14
Crawford	0	0	21	0	2	0	1	2	0	1	0	0	1	28
Cuyahoga	67	5	66	2,673	0	0	29	404	0	456	0	55	422	4,177
Darke	4	0	18	0	0	0	0	0	0	0	0	1	0	23
Defiance	0	1	17	3	0	0	0	4	0	0	0	0	0	25
Delaware	1	0	75	11	2	0	0	3	0	13	0	2	7	114
Erie	4	0	53	40	1	1	0	7	0	6	0	1	7	120
Fairfield	1	0	31	46	1	0	0	9	0	3	0	1	3	95
Fayette	0	0	4	1	0	0	0	0	0	0	0	0	1	6
Franklin	9	1	544	745	100	21	1	199	6	65	0	47	69	1,807
Fulton	2	0	4	3	0	0	0	2	0	0	0	0	0	11
Gallia	0	0	13	8	0	0	0	1	0	0	0	0	5	27
Geauga	1	1	30	22	26	0	17	1	0	0	0	6	10	114
Greene	2	0	0	124	3	1	0	25	0	5	0	3	7	170
Guernsey	1	0	20	1	0	0	2	2	1	1	0	0	2	30
Hamilton	15	2	158	849	28	28	3	116	0	54	0	13	99	1,365
Hancock	0	0	26	4	7	0	0	7	0	2	0	1	2	49
Hardin	0	0	5	7	0	0	0	2	0	0	0	0	0	14
Harrison	0	0	7	3	0	0	0	0	0	1	0	0	1	12
Henry	0	0	14	5	0	0	0	2	0	2	0	1	2	26
Highland	0	0	8	1	0	0	0	1	0	1	0	0	3	14
Hocking	0	0	0	2	0	0	0	0	0	0	0	0	0	2
Holmes	0	0	9	5	0	0	0	1	0	0	0	0	1	16
Huron	0	1	23	17	0	0	0	3	0	0	1	0	5	50
Jackson	0	0	18	0	0	0	0	0	0	0	0	0	0	18
Jefferson	0	0	36	21	0	0	0	2	0	4	0	0	2	65
Knox	0	0	12	7	0	0	0	0	0	0	0	0	0	19
Lake	5	0	171	62	99	0	0	7	1	15	0	6	19	385
Lawrence	2	0	9	36	0	0	0	0	0	3	0	0	5	55

Courts of Common Pleas – General Division
Other Torts Terminations
2013

County	Jury Trial	Court Trial	Settled or Dismissed Pre Trial	Dismissal	For Want of Prosecution	Magistrate	Diversion or Arbitration	Default	Unavailability of Party	Transferred Out	Private Judge Referral	Bankruptcy Stay/ Interlocutory Appeal	Other Terminations	Total Terminations
Licking	1	0	26	34	0	0	1	8	0	8	0	2	25	105
Logan	0	0	15	3	0	0	0	0	0	1	0	0	0	19
Lorain	8	1	317	70	3	12	0	47	40	30	0	21	29	578
Lucas	13	0	394	299	30	1	1	97	0	39	0	11	63	948
Madison	0	0	2	13	0	0	0	0	0	2	1	0	4	22
Mahoning	4	0	178	119	0	1	0	14	0	26	0	5	12	359
Marion	0	0	29	10	1	0	1	4	1	0	0	0	1	47
Medina	1	0	136	6	0	0	0	2	0	12	0	1	4	162
Meigs	0	0	1	1	0	0	0	0	0	0	0	0	0	2
Mercer	0	0	9	1	1	0	0	0	0	1	0	0	2	14
Miami	0	1	22	25	7	0	0	3	0	3	0	1	2	64
Monroe	0	0	1	5	0	0	0	0	0	0	0	0	0	6
Montgomery	9	1	332	1,038	3	467	0	96	1	31	1	12	50	2,041
Morgan	0	0	2	1	0	0	0	0	0	0	0	0	1	4
Morrow	0	0	2	1	1	0	0	0	0	0	0	0	0	4
Muskingum	1	0	52	5	2	0	0	7	0	2	0	1	1	71
Noble	0	0	0	2	0	0	0	0	0	1	0	0	2	5
Ottawa	0	0	0	35	7	0	0	2	0	0	0	0	8	52
Paulding	0	0	0	7	0	0	0	0	0	0	0	0	0	7
Perry	0	0	6	0	1	0	0	1	0	0	0	0	0	8
Pickaway	0	0	0	0	0	0	0	0	0	0	0	0	0	0
Pike	0	0	4	1	0	0	0	2	0	0	0	0	0	7
Portage	3	1	77	59	0	2	1	10	0	2	0	1	9	165
Preble	0	0	3	0	0	0	0	0	0	0	0	0	0	3
Putnam	0	0	0	12	0	1	0	0	0	0	0	0	0	13
Richland	7	0	79	19	3	2	0	16	0	0	0	4	10	140
Ross	1	1	27	12	0	0	0	0	0	2	0	0	2	45
Sandusky	1	0	5	29	0	0	3	5	0	1	0	0	1	45
Scioto	4	0	15	27	0	0	4	4	0	7	0	0	5	66
Seneca	2	0	26	6	0	0	0	1	0	1	0	0	2	38
Shelby	3	0	15	5	6	0	0	1	0	1	0	0	1	32
Stark	17	2	289	22	22	0	117	37	0	63	0	12	21	602
Summit	16	0	430	166	22	2	131	12	0	82	0	8	43	912
Trumbull	6	1	200	63	0	0	0	11	0	29	0	4	2	316
Tuscarawas	3	2	51	1	24	0	0	6	0	8	0	1	6	102
Union	0	0	0	13	2	0	0	1	0	1	0	0	3	20
Van Wert	0	0	7	0	0	0	0	3	0	0	0	0	0	10
Vinton	0	0	3	0	0	0	0	0	0	0	0	0	1	4
Warren	2	2	131	31	0	0	0	10	0	0	0	1	9	186
Washington	3	0	40	19	0	0	0	0	0	2	0	0	5	69
Wayne	0	1	63	4	4	1	0	7	0	1	0	0	37	118
Williams	0	0	11	5	0	0	0	4	0	2	0	1	0	23
Wood	3	0	57	16	4	0	24	8	0	5	0	1	12	130
Wyandot	0	0	0	4	1	0	0	0	0	0	0	0	1	6
Statewide	239	29	5,120	7,280	450	540	337	1,327	52	1,205	3	243	1,144	17,969

Courts of Common Pleas – General Division
Workers' Compensation Overall Caseloads
2013

County	Cases Pending January 1	New Filings	Reactivations and Transfers	Total Cases	Total Terminations	Clearance Rate	Cases Pending December 31	Cases Pending Beyond Time Guidelines
Adams	8	6	0	14	9	150%	5	0
Allen	36	38	5	79	51	119%	28	1
Ashland	9	16	0	25	9	56%	16	0
Ashtabula	57	49	1	107	62	124%	45	6
Athens	12	9	0	21	11	122%	10	3
Auglaize	7	11	0	18	10	91%	8	0
Belmont	27	19	4	50	25	109%	25	7
Brown	16	11	0	27	19	173%	8	1
Butler	163	193	22	378	229	107%	149	7
Carroll	10	9	0	19	9	100%	10	5
Champaign	12	7	16	35	23	100%	12	0
Clark	56	77	0	133	80	104%	53	4
Clermont	87	82	2	171	118	140%	53	1
Clinton	22	23	0	45	29	126%	16	0
Columbiana	27	30	2	59	33	103%	26	2
Coshocton	28	19	1	48	25	125%	23	5
Crawford	11	13	0	24	11	85%	13	0
Cuyahoga	1,094	1,363	337	2,794	1,732	102%	1,062	67
Darke	10	15	0	25	13	87%	12	0
Defiance	20	4	0	24	9	225%	15	11
Delaware	48	52	12	112	63	98%	49	3
Erie	51	59	6	116	58	89%	58	4
Fairfield	47	31	3	81	49	144%	32	9
Fayette	10	20	0	30	21	105%	9	0
Franklin	783	813	63	1,659	888	101%	771	66
Fulton	4	5	1	10	7	117%	3	0
Gallia	28	19	0	47	30	158%	17	3
Geauga	31	61	1	93	47	76%	46	3
Greene	45	28	0	73	47	168%	26	3
Guernsey	4	13	0	17	6	46%	11	0
Hamilton	716	737	25	1,478	780	102%	698	151
Hancock	20	30	1	51	22	71%	29	3
Hardin	7	7	0	14	7	100%	7	0
Harrison	5	9	0	14	2	22%	12	3
Henry	1	4	0	5	1	25%	4	0
Highland	4	11	2	17	9	69%	8	0
Hocking	1	10	0	11	2	20%	9	0
Holmes	13	16	0	29	17	106%	12	0
Huron	12	11	0	23	17	155%	6	0
Jackson	19	27	1	47	18	64%	29	3
Jefferson	30	22	0	52	28	127%	24	5
Knox	32	18	2	52	28	140%	24	8
Lake	119	159	4	282	166	102%	116	2
Lawrence	20	25	1	46	29	112%	17	1

Courts of Common Pleas – General Division
Workers' Compensation Overall Caseloads
2013

County	Cases Pending January 1	New Filings	Reactivations and Transfers	Total Cases	Total Terminations	Clearance Rate	Cases Pending December 31	Cases Pending Beyond Time Guidelines
Licking	35	54	12	101	61	92%	40	2
Logan	20	20	0	40	23	115%	17	0
Lorain	123	136	16	275	145	95%	130	14
Lucas	103	147	5	255	145	95%	110	0
Madison	31	22	2	55	33	138%	22	4
Mahoning	251	223	58	532	296	105%	236	30
Marion	36	62	4	102	46	70%	56	5
Medina	47	65	2	114	64	96%	50	0
Meigs	7	3	0	10	4	133%	6	3
Mercer	6	9	1	16	7	70%	9	2
Miami	37	33	2	72	48	137%	24	1
Monroe	1	6	0	7	1	17%	6	0
Montgomery	185	261	24	470	293	103%	177	3
Morgan	0	0	0	0	0	-	0	0
Morrow	8	5	0	13	8	160%	5	0
Muskingum	21	18	0	39	19	106%	20	5
Noble	4	2	0	6	1	50%	5	5
Ottawa	3	10	0	13	4	40%	9	1
Paulding	4	3	0	7	3	100%	4	1
Perry	10	5	0	15	10	200%	5	0
Pickaway	13	19	0	32	15	79%	17	0
Pike	22	14	0	36	19	136%	17	4
Portage	94	76	2	172	57	73%	115	45
Preble	9	4	0	13	9	225%	4	0
Putnam	4	1	0	5	4	400%	1	0
Richland	44	66	0	110	54	82%	56	3
Ross	42	31	2	75	44	133%	31	2
Sandusky	20	14	2	36	21	131%	15	2
Scioto	42	74	14	130	57	65%	73	3
Seneca	8	7	0	15	10	143%	5	0
Shelby	17	26	0	43	26	100%	17	0
Stark	101	140	27	268	184	110%	84	0
Summit	192	240	42	474	301	107%	173	4
Trumbull	168	148	21	337	207	122%	130	3
Tuscarawas	52	56	6	114	69	111%	45	3
Union	21	46	0	67	48	104%	19	0
Van Wert	7	5	0	12	8	160%	4	1
Vinton	2	1	0	3	2	200%	1	0
Warren	65	51	1	117	75	144%	42	6
Washington	21	18	1	40	22	116%	18	6
Wayne	51	49	5	105	53	98%	52	9
Williams	15	18	1	34	19	100%	15	0
Wood	31	27	1	59	38	136%	21	0
Wyandot	3	5	0	8	5	100%	3	0
Statewide	5,738	6,401	763	12,902	7,407	103%	5,495	554

Courts of Common Pleas – General Division
Workers' Compensation Terminations
2013

County	Jury Trial	Court Trial	Settled or Dismissed Pre Trial	Dismissal	For Want of Prosecution	Magistrate	Diversion or Arbitration	Default	Unavailability of Party	Transferred Out	Private Judge Referral	Bankruptcy Stay/ Interlocutory Appeal	Other Terminations	Total Terminations
Adams	1	0	1	6	0	0	0	0	0	0	0	0	1	9
Allen	0	0	21	18	5	0	0	0	0	2	0	0	5	51
Ashland	0	0	5	3	1	0	0	0	0	0	0	0	0	9
Ashtabula	0	0	23	35	0	0	0	0	0	1	0	0	3	62
Athens	0	0	5	4	0	0	0	1	0	1	0	0	0	11
Auglaize	0	0	0	9	0	0	0	0	0	1	0	0	0	10
Belmont	0	0	5	16	0	0	0	0	0	4	0	0	0	25
Brown	0	0	1	17	1	0	0	0	0	0	0	0	0	19
Butler	0	2	118	56	3	1	0	2	0	28	0	0	19	229
Carroll	0	0	6	2	0	0	0	0	0	1	0	0	0	9
Champaign	0	0	8	1	0	0	0	0	0	12	0	0	2	23
Clark	2	0	71	4	1	0	0	0	0	1	0	0	1	80
Clermont	0	5	78	26	0	0	0	0	0	4	0	0	5	118
Clinton	1	0	0	26	1	0	0	0	0	0	0	0	1	29
Columbiana	0	0	14	5	11	0	0	0	0	2	0	0	1	33
Coshocton	0	0	8	17	0	0	0	0	0	0	0	0	0	25
Crawford	0	0	10	0	0	0	0	0	0	0	0	0	1	11
Cuyahoga	13	7	16	1,186	0	0	0	1	0	352	0	3	154	1,732
Darke	0	0	12	1	0	0	0	0	0	0	0	0	0	13
Defiance	0	0	7	0	0	0	0	0	0	1	0	0	1	9
Delaware	0	0	46	4	0	0	0	0	0	11	0	0	2	63
Erie	0	0	17	27	0	0	0	0	0	10	0	0	4	58
Fairfield	3	1	13	25	0	0	0	0	0	2	0	0	5	49
Fayette	0	1	13	6	0	0	0	0	0	0	0	0	1	21
Franklin	5	3	253	497	49	4	0	10	0	39	0	5	23	888
Fulton	0	0	4	2	1	0	0	0	0	0	0	0	0	7
Gallia	0	0	25	4	1	0	0	0	0	0	0	0	0	30
Geauga	1	0	16	11	12	0	1	0	0	0	0	0	6	47
Greene	2	0	0	43	1	0	0	0	0	1	0	0	0	47
Guernsey	0	0	3	1	0	0	0	1	0	0	0	0	1	6
Hamilton	3	27	98	555	6	24	0	2	0	26	0	1	38	780
Hancock	0	0	10	0	9	0	0	0	0	3	0	0	0	22
Hardin	0	0	1	5	0	0	0	1	0	0	0	0	0	7
Harrison	0	0	2	0	0	0	0	0	0	0	0	0	0	2
Henry	0	0	0	1	0	0	0	0	0	0	0	0	0	1
Highland	0	0	4	0	3	0	0	0	0	0	0	0	2	9
Hocking	0	0	0	2	0	0	0	0	0	0	0	0	0	2
Holmes	0	0	10	6	0	0	0	0	0	0	0	0	1	17
Huron	1	0	13	0	0	0	0	0	0	3	0	0	0	17
Jackson	0	0	16	0	0	0	0	0	0	2	0	0	0	18
Jefferson	0	0	15	13	0	0	0	0	0	0	0	0	0	28
Knox	0	0	21	3	0	0	0	0	0	1	0	1	2	28
Lake	0	0	82	19	48	0	0	0	0	4	0	1	12	166
Lawrence	0	0	5	23	0	0	0	0	0	1	0	0	0	29

Courts of Common Pleas – General Division
Workers' Compensation Terminations
2013

County	Jury Trial	Court Trial	Settled or Dismissed Pre Trial	Dismissal	For Want of Prosecution	Magistrate	Diversion or Arbitration	Default	Unavailability of Party	Transferred Out	Private Judge Referral	Bankruptcy Stay/ Interlocutory Appeal	Other Terminations	Total Terminations
Licking	0	0	16	21	0	0	0	1	0	12	0	0	11	61
Logan	0	0	20	0	0	0	0	0	0	0	0	0	3	23
Lorain	0	0	91	16	1	8	0	1	15	6	0	0	7	145
Lucas	2	1	56	58	0	0	0	1	0	13	0	1	13	145
Madison	1	0	4	25	0	0	0	1	0	0	0	0	2	33
Mahoning	0	0	96	134	0	1	0	7	0	53	0	1	4	296
Marion	0	0	24	16	0	0	0	0	0	4	0	0	2	46
Medina	0	0	60	3	0	0	0	0	0	0	0	0	1	64
Meigs	0	0	2	0	0	0	0	0	0	0	0	0	2	4
Mercer	0	1	4	0	2	0	0	0	0	0	0	0	0	7
Miami	0	0	10	30	4	0	0	0	0	4	0	0	0	48
Monroe	0	0	0	1	0	0	0	0	0	0	0	0	0	1
Montgomery	2	1	106	147	2	0	0	11	0	15	0	0	9	293
Morgan	0	0	0	0	0	0	0	0	0	0	0	0	0	0
Morrow	0	0	5	0	3	0	0	0	0	0	0	0	0	8
Muskingum	0	1	14	3	1	0	0	0	0	0	0	0	0	19
Noble	0	0	0	1	0	0	0	0	0	0	0	0	0	1
Ottawa	0	0	0	1	3	0	0	0	0	0	0	0	0	4
Paulding	0	0	0	3	0	0	0	0	0	0	0	0	0	3
Perry	0	0	7	0	0	0	0	0	0	1	0	1	1	10
Pickaway	0	0	13	0	0	0	0	1	0	0	0	0	1	15
Pike	0	0	19	0	0	0	0	0	0	0	0	0	0	19
Portage	0	0	24	25	0	0	0	1	0	4	0	0	3	57
Preble	1	0	4	2	1	0	0	0	0	0	0	0	1	9
Putnam	0	0	0	4	0	0	0	0	0	0	0	0	0	4
Richland	0	0	30	19	1	1	0	0	0	1	0	1	1	54
Ross	1	0	27	13	0	0	0	0	0	0	0	0	3	44
Sandusky	1	0	0	19	0	0	1	0	0	0	0	0	0	21
Scioto	0	0	9	38	0	0	0	0	0	6	0	0	4	57
Seneca	0	0	4	4	0	0	0	0	0	0	0	0	2	10
Shelby	1	1	11	3	9	0	0	0	0	0	0	0	1	26
Stark	2	2	136	4	2	0	16	6	0	12	0	0	4	184
Summit	2	2	115	51	3	0	61	1	0	52	1	2	11	301
Trumbull	0	1	132	44	0	0	0	1	0	25	0	0	4	207
Tuscarawas	0	0	27	2	30	0	0	0	0	7	0	2	1	69
Union	0	0	2	29	1	0	0	0	0	16	0	0	0	48
Van Wert	0	0	5	2	0	0	0	0	0	0	0	0	1	8
Vinton	0	0	2	0	0	0	0	0	0	0	0	0	0	2
Warren	0	1	37	31	0	0	0	0	0	0	0	0	6	75
Washington	0	0	11	7	0	0	0	0	0	3	0	0	1	22
Wayne	0	0	43	4	0	0	0	0	0	6	0	0	0	53
Williams	1	0	7	10	0	0	0	1	0	0	0	0	0	19
Wood	0	1	22	4	1	0	4	0	0	1	0	1	4	38
Wyandot	0	0	1	2	2	0	0	0	0	0	0	0	0	5
Statewide	46	58	2,272	3,455	219	39	83	51	15	754	1	20	394	7,407

Courts of Common Pleas – General Division
Foreclosures Overall Caseloads
2013

County	Cases Pending January 1	New Filings	Reactivations and Transfers	Total Cases	Total Terminations	Clearance Rate	Cases Pending December 31	Cases Pending Beyond Time Guidelines
Adams	49	74	4	127	97	124%	30	1
Allen	151	377	28	556	403	100%	153	10
Ashland	90	214	14	318	220	96%	98	0
Ashtabula	450	505	113	1,068	747	121%	321	63
Athens	75	95	8	178	117	114%	61	6
Auglaize	63	157	4	224	174	108%	50	1
Belmont	109	131	100	340	291	126%	49	3
Brown	105	243	54	402	312	105%	90	5
Butler	1,131	1,754	561	3,446	2,622	113%	824	33
Carroll	65	72	8	145	102	128%	43	9
Champaign	136	172	179	487	373	106%	114	1
Clark	343	673	94	1,110	822	107%	288	10
Clermont	479	872	138	1,489	1,116	110%	373	14
Clinton	144	222	13	379	283	120%	96	6
Columbiana	166	420	51	637	499	106%	138	4
Coshocton	59	176	10	245	201	108%	44	4
Crawford	84	185	52	321	223	94%	98	4
Cuyahoga	7,788	8,829	3,823	20,440	14,214	112%	6,226	1,322
Darke	67	160	4	231	179	109%	52	0
Defiance	171	117	0	288	185	158%	103	0
Delaware	400	494	143	1,037	831	130%	206	15
Erie	334	455	37	826	536	109%	290	20
Fairfield	367	578	72	1,017	764	118%	253	35
Fayette	72	150	9	231	170	107%	61	2
Franklin	3,669	5,691	673	10,033	7,141	112%	2,892	208
Fulton	66	131	28	225	174	109%	51	4
Gallia	36	58	4	98	77	124%	21	0
Geauga	233	303	198	734	567	113%	167	8
Greene	448	523	98	1,069	822	132%	247	0
Guernsey	43	141	23	207	158	96%	49	0
Hamilton	2,654	4,310	180	7,144	5,133	114%	2,011	142
Hancock	166	290	7	463	318	107%	145	14
Hardin	40	98	12	150	121	110%	29	1
Harrison	32	44	0	76	49	111%	27	4
Henry	40	82	0	122	83	101%	39	2
Highland	93	199	15	307	230	107%	77	0
Hocking	139	107	4	250	140	126%	110	33
Holmes	23	53	0	76	54	102%	22	2
Huron	119	214	68	401	315	112%	86	8
Jackson	65	182	4	251	191	103%	60	9
Jefferson	137	213	41	391	264	104%	127	24
Knox	175	298	8	481	353	115%	128	41
Lake	525	1,279	232	2,036	1,537	102%	499	2
Lawrence	118	174	28	320	226	112%	94	3

Courts of Common Pleas – General Division
Foreclosures Overall Caseloads
2013

County	Cases Pending January 1	New Filings	Reactivations and Transfers	Total Cases	Total Terminations	Clearance Rate	Cases Pending December 31	Cases Pending Beyond Time Guidelines
Licking	315	663	176	1,154	904	108%	250	6
Logan	126	169	7	302	221	126%	81	5
Lorain	969	1,326	233	2,528	1,837	118%	691	51
Lucas	1,270	2,153	199	3,622	2,657	113%	965	11
Madison	60	135	7	202	134	94%	68	2
Mahoning	773	1,306	186	2,265	1,529	102%	736	54
Marion	189	289	92	570	370	97%	200	19
Medina	539	624	105	1,268	955	131%	313	39
Meigs	28	49	1	78	46	92%	32	1
Mercer	43	80	12	135	106	115%	29	2
Miami	155	377	29	561	429	106%	132	0
Monroe	6	19	1	26	14	70%	12	1
Montgomery	848	2,636	712	4,196	3,495	104%	701	0
Morgan	26	30	7	63	46	124%	17	3
Morrow	126	184	14	324	205	104%	119	7
Muskingum	127	359	17	503	358	95%	145	8
Noble	51	59	1	111	75	125%	36	17
Ottawa	106	137	9	252	167	114%	85	9
Paulding	54	86	3	143	86	97%	57	6
Perry	89	174	4	267	199	112%	68	0
Pickaway	131	204	0	335	238	117%	97	8
Pike	64	114	18	196	126	95%	70	7
Portage	572	552	43	1,167	778	131%	389	112
Preble	157	238	13	408	287	114%	121	9
Putnam	57	49	2	108	74	145%	34	6
Richland	337	684	36	1,057	803	112%	254	10
Ross	127	339	16	482	358	101%	124	3
Sandusky	155	229	48	432	324	117%	108	14
Scioto	141	318	27	486	371	108%	115	4
Seneca	96	192	8	296	232	116%	64	1
Shelby	64	132	3	199	155	115%	44	1
Stark	347	1,466	476	2,289	1,981	102%	308	1
Summit	1,788	2,829	517	5,134	3,936	118%	1,198	65
Trumbull	841	1,077	108	2,026	1,484	125%	542	50
Tuscarawas	159	224	10	393	308	132%	85	6
Union	162	193	31	386	279	125%	107	1
Van Wert	59	110	1	170	131	118%	39	6
Vinton	18	35	0	53	40	114%	13	0
Warren	453	859	324	1,636	1,282	108%	354	24
Washington	68	124	86	278	225	107%	53	8
Wayne	204	256	10	470	340	128%	130	13
Williams	35	100	7	142	116	108%	26	0
Wood	232	402	21	655	503	119%	152	2
Wyandot	33	67	15	115	90	110%	25	1
Statewide	33,919	53,163	10,777	97,859	71,728	112%	26,131	2,666

Courts of Common Pleas – General Division
Foreclosures Terminations
2013

County	Jury Trial	Court Trial	Settled or Dismissed Pre Trial	Dismissal	For Want of Prosecution	Magistrate	Diversion or Arbitration	Default	Unavailability of Party	Transferred Out	Private Judge Referral	Bankruptcy Stay/ Interlocutory Appeal	Other Terminations	Total Terminations
Adams	0	0	0	23	0	0	0	66	0	0	0	6	2	97
Allen	0	0	1	86	19	0	0	10	0	0	0	21	266	403
Ashland	3	0	62	17	4	0	0	96	0	1	0	11	26	220
Ashtabula	1	0	10	189	0	0	0	380	0	0	0	16	151	747
Athens	0	0	24	3	0	0	0	74	0	3	0	2	11	117
Auglaize	0	0	0	53	0	0	0	89	1	0	0	3	28	174
Belmont	0	0	0	97	0	0	0	115	0	6	0	12	61	291
Brown	0	0	0	115	3	6	0	142	0	0	0	11	35	312
Butler	0	1	205	722	32	0	0	1,266	0	16	0	122	258	2,622
Carroll	0	0	18	16	12	0	0	41	1	0	0	5	9	102
Champaign	0	0	53	18	0	0	0	130	0	137	0	15	20	373
Clark	0	0	226	26	4	2	2	453	1	2	0	29	77	822
Clermont	0	0	26	298	0	0	0	618	3	10	0	62	99	1,116
Clinton	0	0	0	64	9	0	0	175	0	0	0	12	23	283
Columbiana	0	0	4	47	38	1	0	308	0	1	0	29	71	499
Coshocton	0	0	0	67	0	0	0	112	0	0	0	11	11	201
Crawford	0	0	10	54	1	0	0	94	0	0	0	5	59	223
Cuyahoga	0	1	2	961	36	9,938	0	15	2,114	908	0	49	190	14,214
Darke	0	13	0	43	0	0	0	118	0	0	0	5	0	179
Defiance	0	107	5	64	8	0	0	1	0	0	0	0	0	185
Delaware	0	1	125	141	15	0	0	334	0	4	0	41	170	831
Erie	0	0	55	133	1	0	0	207	0	12	0	31	97	536
Fairfield	0	0	5	189	7	0	0	384	0	42	0	38	99	764
Fayette	0	1	2	33	1	0	1	97	0	0	0	9	26	170
Franklin	0	16	212	1,710	102	5	6	4,145	1	43	0	392	509	7,141
Fulton	0	0	14	47	0	0	0	83	0	0	0	6	24	174
Gallia	0	1	4	22	2	0	0	43	0	4	0	0	1	77
Geauga	0	0	10	79	144	0	101	116	1	1	0	24	91	567
Greene	0	0	1	231	69	3	0	401	0	2	0	33	82	822
Guernsey	0	0	16	23	4	0	1	78	0	0	0	9	27	158
Hamilton	0	1	60	1,131	55	2,446	0	1,084	0	85	0	253	18	5,133
Hancock	0	0	7	27	64	0	0	171	0	2	0	13	34	318
Hardin	0	0	0	27	0	1	0	81	0	0	0	5	7	121
Harrison	0	0	6	4	1	0	0	33	1	0	0	0	4	49
Henry	0	1	4	27	0	0	0	40	0	0	0	6	5	83
Highland	0	0	46	23	17	0	0	127	0	0	0	9	8	230
Hocking	0	0	0	54	1	0	0	84	0	0	0	0	1	140
Holmes	0	0	16	7	0	0	0	27	0	0	0	4	0	54
Huron	0	0	5	80	8	0	0	133	0	2	0	19	68	315
Jackson	0	0	96	7	0	0	0	79	0	0	0	6	3	191
Jefferson	0	0	3	68	0	0	4	127	0	35	0	14	13	264
Knox	0	0	1	149	0	0	0	0	0	0	0	6	197	353
Lake	0	1	3	134	248	5	0	683	0	11	0	39	413	1,537
Lawrence	0	0	3	66	0	133	0	0	0	1	0	10	13	226

Courts of Common Pleas – General Division
Foreclosures Terminations
2013

County	Jury Trial	Court Trial	Settled or Dismissed Pre Trial	Dismissal	For Want of Prosecution	Magistrate	Diversion or Arbitration	Default	Unavailability of Party	Transferred Out	Private Judge Referral	Bankruptcy Stay/ Interlocutory Appeal	Other Terminations	Total Terminations
Licking	0	0	67	160	0	0	0	468	2	70	0	51	86	904
Logan	0	0	0	69	0	0	0	119	0	0	0	20	13	221
Lorain	0	1	344	299	0	700	0	265	10	5	0	141	72	1,837
Lucas	0	1	81	619	36	0	0	1,272	0	19	2	110	517	2,657
Madison	0	0	0	24	0	0	0	0	0	0	1	6	103	134
Mahoning	0	0	33	434	0	4	0	957	0	3	0	86	12	1,529
Marion	0	1	6	111	3	0	8	174	1	1	0	25	40	370
Medina	0	1	256	114	10	16	0	249	0	33	0	33	243	955
Meigs	0	0	25	3	0	0	0	9	0	1	0	3	5	46
Mercer	0	0	3	0	30	0	2	57	0	1	0	3	10	106
Miami	0	2	1	92	7	0	1	274	0	1	0	25	26	429
Monroe	0	0	0	5	0	0	2	6	0	0	0	1	0	14
Montgomery	3	0	20	1,182	9	2	0	1,925	0	19	1	113	221	3,495
Morgan	0	1	1	15	0	0	0	20	1	0	0	2	6	46
Morrow	1	0	31	12	41	0	0	90	0	5	0	9	16	205
Muskingum	0	2	29	70	1	0	0	217	0	1	0	16	22	358
Noble	0	0	1	36	0	0	0	17	0	0	0	5	16	75
Ottawa	0	0	0	21	30	0	0	61	0	1	0	5	49	167
Paulding	2	0	6	30	0	0	0	46	0	0	0	2	0	86
Perry	0	0	45	1	6	0	0	139	0	0	0	5	3	199
Pickaway	0	0	61	1	1	1	0	165	0	0	0	8	1	238
Pike	0	0	42	10	0	0	0	64	0	0	0	9	1	126
Portage	0	0	136	124	1	0	0	434	0	1	0	28	54	778
Preble	0	1	8	67	16	0	0	145	0	0	0	28	22	287
Putnam	0	0	0	34	0	0	0	0	0	0	0	5	35	74
Richland	0	1	134	99	5	0	0	367	0	0	0	23	174	803
Ross	0	1	10	57	0	0	3	234	0	2	0	13	38	358
Sandusky	0	0	2	86	0	0	20	5	1	1	0	15	194	324
Scioto	0	0	25	41	0	0	14	220	0	4	0	9	58	371
Seneca	0	0	5	43	11	0	0	145	0	2	0	10	16	232
Shelby	0	1	4	12	42	0	0	83	0	0	0	2	11	155
Stark	0	0	130	135	100	0	1	923	0	83	0	108	501	1,981
Summit	0	3	136	686	226	2	55	1,805	0	437	0	131	455	3,936
Trumbull	0	38	318	218	0	0	0	816	0	13	0	61	20	1,484
Tuscarawas	0	0	3	5	96	0	0	174	0	1	0	9	20	308
Union	0	0	1	61	42	1	0	112	0	8	0	20	34	279
Van Wert	0	0	16	19	6	0	0	70	1	0	0	5	14	131
Vinton	0	3	11	0	0	0	4	22	0	0	0	0	0	40
Warren	0	1	34	451	0	0	0	562	0	0	0	45	189	1,282
Washington	0	5	22	65	2	0	0	80	0	1	0	16	34	225
Wayne	0	0	92	20	0	0	0	163	0	0	0	18	47	340
Williams	0	0	1	24	0	0	0	89	0	1	0	1	0	116
Wood	0	0	37	72	57	0	3	250	0	4	0	21	59	503
Wyandot	0	0	0	13	23	0	0	43	0	0	0	2	9	90
Statewide	10	207	3,517	13,015	1,706	13,266	228	26,196	2,139	2,046	4	2,641	6,753	71,728

Courts of Common Pleas – General Division
Administrative Appeal Overall Caseloads
2013

County	Cases Pending January 1	New Filings	Reactivations and Transfers	Total Cases	Total Terminations	Clearance Rate	Cases Pending December 31	Cases Pending Beyond Time Guidelines
Adams	0	0	0	0	0	-	0	0
Allen	4	7	3	14	9	90%	5	0
Ashland	3	1	0	4	3	300%	1	0
Ashtabula	7	10	0	17	8	80%	9	3
Athens	12	4	0	16	9	225%	7	4
Auglaize	1	5	1	7	4	67%	3	0
Belmont	4	2	0	6	3	150%	3	2
Brown	0	2	1	3	3	100%	0	0
Butler	6	18	3	27	17	81%	10	4
Carroll	1	0	0	1	1	-	0	0
Champaign	4	0	4	8	8	200%	0	0
Clark	17	2	0	19	16	800%	3	1
Clermont	5	10	1	16	7	64%	9	0
Clinton	1	3	0	4	3	100%	1	0
Columbiana	1	4	0	5	4	100%	1	0
Coshocton	0	1	0	1	1	100%	0	0
Crawford	2	0	0	2	1	-	1	1
Cuyahoga	147	156	20	323	196	111%	127	44
Darke	1	3	1	5	4	100%	1	0
Defiance	0	0	0	0	0	-	0	0
Delaware	6	3	0	9	7	233%	2	2
Erie	31	15	8	54	44	191%	10	6
Fairfield	4	7	0	11	4	57%	7	3
Fayette	2	2	0	4	3	150%	1	0
Franklin	154	234	22	410	278	109%	132	25
Fulton	3	1	0	4	3	300%	1	0
Gallia	0	1	0	1	0	0%	1	0
Geauga	10	10	2	22	19	158%	3	1
Greene	4	9	1	14	8	80%	6	2
Guernsey	0	1	0	1	1	100%	0	0
Hamilton	69	83	6	158	84	94%	74	22
Hancock	3	1	0	4	4	400%	0	0
Hardin	1	2	0	3	3	150%	0	0
Harrison	0	0	0	0	0	-	0	0
Henry	3	1	0	4	4	400%	0	0
Highland	2	2	0	4	4	200%	0	0
Hocking	4	3	0	7	5	167%	2	1
Holmes	0	0	0	0	0	-	0	0
Huron	1	1	0	2	1	100%	1	0
Jackson	0	0	0	0	0	-	0	0
Jefferson	3	2	0	5	1	50%	4	3
Knox	1	3	0	4	2	67%	2	1
Lake	10	20	1	31	23	110%	8	0
Lawrence	4	2	0	6	5	250%	1	0

Courts of Common Pleas – General Division
Administrative Appeal Overall Caseloads
2013

County	Cases Pending January 1	New Filings	Reactivations and Transfers	Total Cases	Total Terminations	Clearance Rate	Cases Pending December 31	Cases Pending Beyond Time Guidelines
Licking	5	9	3	17	12	100%	5	0
Logan	1	2	0	3	2	100%	1	0
Lorain	22	29	5	56	30	88%	26	4
Lucas	39	37	6	82	60	140%	22	2
Madison	0	1	1	2	1	50%	1	0
Mahoning	13	22	0	35	17	77%	18	4
Marion	3	2	0	5	4	200%	1	0
Medina	10	11	1	22	14	117%	8	0
Meigs	2	0	0	2	0	-	2	2
Mercer	1	3	0	4	2	67%	2	0
Miami	4	6	0	10	6	100%	4	2
Monroe	0	1	0	1	1	100%	0	0
Montgomery	56	57	5	118	90	145%	28	0
Morgan	6	3	1	10	6	150%	4	2
Morrow	2	0	0	2	1	-	1	1
Muskingum	4	1	0	5	5	500%	0	0
Noble	2	1	0	3	1	100%	2	1
Ottawa	9	3	0	12	5	167%	7	6
Paulding	0	0	0	0	0	-	0	0
Perry	1	1	0	2	1	100%	1	0
Pickaway	0	0	0	0	0	-	0	0
Pike	0	0	0	0	0	-	0	0
Portage	14	14	1	29	16	107%	13	3
Preble	2	2	0	4	2	100%	2	0
Putnam	0	0	0	0	0	-	0	0
Richland	2	3	1	6	3	75%	3	1
Ross	2	2	0	4	4	200%	0	0
Sandusky	0	2	1	3	3	100%	0	0
Scioto	6	2	1	9	5	167%	4	3
Seneca	2	1	0	3	2	200%	1	0
Shelby	2	0	1	3	2	200%	1	0
Stark	10	48	3	61	48	94%	13	0
Summit	44	70	6	120	81	107%	39	5
Trumbull	16	10	3	29	19	146%	10	4
Tuscarawas	0	6	0	6	2	33%	4	1
Union	0	3	0	3	1	33%	2	0
Van Wert	0	1	0	1	1	100%	0	0
Vinton	3	1	0	4	3	300%	1	0
Warren	14	8	1	23	13	144%	10	4
Washington	0	1	0	1	0	0%	1	0
Wayne	1	4	1	6	2	40%	4	0
Williams	0	0	0	0	0	-	0	0
Wood	3	2	0	5	4	200%	1	0
Wyandot	0	1	0	1	0	0%	1	0
Statewide	832	1,001	115	1,948	1,269	114%	679	170

Courts of Common Pleas – General Division
Administrative Appeal Terminations
2013

County	Jury Trial	Court Trial	Settled or Dismissed Pre Trial	Dismissal	For Want of Prosecution	Magistrate	Diversion or Arbitration	Default	Unavailability of Party	Transferred Out	Private Judge Referral	Bankruptcy Stay/ Interlocutory Appeal	Other Terminations	Total Terminations
Adams	0	0	0	0	0	0	0	0	0	0	0	0	0	0
Allen	0	1	1	1	0	0	0	0	0	0	0	2	4	9
Ashland	0	0	0	0	0	0	0	0	0	1	0	0	2	3
Ashtabula	0	0	0	3	0	0	0	0	0	1	0	0	4	8
Athens	0	0	3	1	0	0	0	0	0	0	0	0	5	9
Auglaize	0	0	1	0	0	0	0	0	0	0	0	0	3	4
Belmont	0	0	0	3	0	0	0	0	0	0	0	0	0	3
Brown	0	0	0	2	0	0	0	0	0	0	0	0	1	3
Butler	0	0	3	1	0	0	0	1	0	3	0	0	9	17
Carroll	0	1	0	0	0	0	0	0	0	0	0	0	0	1
Champaign	0	0	1	3	0	0	0	0	0	4	0	0	0	8
Clark	0	1	7	0	0	1	0	0	0	0	0	0	7	16
Clermont	0	0	0	1	0	0	0	0	0	1	0	0	5	7
Clinton	0	0	0	1	0	0	0	0	0	0	0	0	2	3
Columbiana	0	0	1	1	1	0	0	0	0	0	0	0	1	4
Coshocton	0	0	0	0	0	0	0	0	0	1	0	0	0	1
Crawford	0	0	0	0	0	0	0	0	0	0	0	0	1	1
Cuyahoga	0	1	1	68	0	0	0	0	0	10	0	1	115	196
Darke	0	1	1	2	0	0	0	0	0	0	0	0	0	4
Defiance	0	0	0	0	0	0	0	0	0	0	0	0	0	0
Delaware	0	1	3	2	0	0	0	0	0	0	0	0	1	7
Erie	0	0	3	14	0	0	0	1	12	2	0	8	4	44
Fairfield	0	0	0	3	0	0	0	0	0	0	0	0	1	4
Fayette	0	1	0	1	0	0	0	0	0	0	0	0	1	3
Franklin	0	3	19	59	9	56	0	1	0	13	0	8	110	278
Fulton	0	0	1	0	0	0	0	0	0	0	0	0	2	3
Gallia	0	0	0	0	0	0	0	0	0	0	0	0	0	0
Geauga	0	2	1	1	2	0	0	0	0	0	0	2	11	19
Greene	0	0	0	4	1	0	0	0	0	0	0	1	2	8
Guernsey	0	0	0	1	0	0	0	0	0	0	0	0	0	1
Hamilton	0	0	1	25	0	36	0	1	0	6	0	0	15	84
Hancock	0	0	0	1	0	0	0	0	0	0	0	0	3	4
Hardin	0	0	0	2	0	0	0	0	0	0	0	0	1	3
Harrison	0	0	0	0	0	0	0	0	0	0	0	0	0	0
Henry	0	0	0	1	0	0	0	0	0	0	0	0	3	4
Highland	0	1	0	0	0	0	0	0	0	0	0	0	3	4
Hocking	0	0	0	3	2	0	0	0	0	0	0	0	0	5
Holmes	0	0	0	0	0	0	0	0	0	0	0	0	0	0
Huron	0	0	0	0	0	0	0	0	0	0	0	0	1	1
Jackson	0	0	0	0	0	0	0	0	0	0	0	0	0	0
Jefferson	0	0	0	0	0	0	0	1	0	0	0	0	0	1
Knox	0	0	0	0	0	0	0	0	0	0	0	0	2	2
Lake	1	1	0	4	6	0	0	0	0	0	0	0	11	23
Lawrence	0	0	0	1	1	0	0	2	0	0	0	0	1	5

Courts of Common Pleas – General Division
Administrative Appeal Terminations
2013

County	Jury Trial	Court Trial	Settled or Dismissed Pre Trial	Dismissal	For Want of Prosecution	Magistrate	Diversion or Arbitration	Default	Unavailability of Party	Transferred Out	Private Judge Referral	Bankruptcy Stay/ Interlocutory Appeal	Other Terminations	Total Terminations
Licking	0	0	0	5	0	0	0	0	0	1	0	0	6	12
Logan	0	0	1	0	0	0	0	0	0	0	0	0	1	2
Lorain	0	0	4	5	0	0	0	0	0	1	0	3	17	30
Lucas	0	0	5	14	1	0	0	1	0	1	0	3	35	60
Madison	0	0	0	1	0	0	0	0	0	0	0	0	0	1
Mahoning	0	0	4	5	0	2	0	3	0	0	0	0	3	17
Marion	0	0	0	0	0	0	0	0	0	0	0	0	4	4
Medina	0	0	7	3	0	0	0	0	0	1	0	0	3	14
Meigs	0	0	0	0	0	0	0	0	0	0	0	0	0	0
Mercer	0	0	1	0	0	0	0	0	0	0	0	0	1	2
Miami	0	0	0	1	1	0	0	0	0	0	0	0	4	6
Monroe	0	0	0	0	1	0	0	0	0	0	0	0	0	1
Montgomery	0	0	6	41	0	0	0	5	0	3	1	1	33	90
Morgan	0	0	1	3	0	0	0	0	0	0	0	1	1	6
Morrow	0	0	0	1	0	0	0	0	0	0	0	0	0	1
Muskingum	0	0	0	1	0	0	0	0	0	0	0	0	4	5
Noble	0	0	1	0	0	0	0	0	0	0	0	0	0	1
Ottawa	0	0	0	2	1	0	0	0	0	0	0	0	2	5
Paulding	0	0	0	0	0	0	0	0	0	0	0	0	0	0
Perry	0	0	0	0	0	0	0	0	0	0	0	0	1	1
Pickaway	0	0	0	0	0	0	0	0	0	0	0	0	0	0
Pike	0	0	0	0	0	0	0	0	0	0	0	0	0	0
Portage	0	0	1	0	0	0	0	0	0	1	0	0	14	16
Preble	0	0	2	0	0	0	0	0	0	0	0	0	0	2
Putnam	0	0	0	0	0	0	0	0	0	0	0	0	0	0
Richland	0	0	0	1	0	0	0	0	0	0	0	0	2	3
Ross	0	0	1	1	0	0	0	0	0	0	0	0	2	4
Sandusky	0	0	0	2	0	0	0	0	0	1	0	0	0	3
Scioto	0	0	2	1	0	0	0	0	0	0	0	0	2	5
Seneca	0	0	0	0	0	0	0	0	0	0	0	0	2	2
Shelby	0	0	0	2	0	0	0	0	0	0	0	0	0	2
Stark	0	0	8	9	2	0	0	0	0	2	0	0	27	48
Summit	0	0	8	18	5	1	0	0	0	5	0	0	44	81
Trumbull	0	1	3	2	0	0	0	3	0	1	0	1	8	19
Tuscarawas	0	0	0	0	1	0	0	0	0	0	0	0	1	2
Union	0	0	0	0	0	0	0	0	0	1	0	0	0	1
Van Wert	0	0	0	0	0	0	0	0	0	0	0	0	1	1
Vinton	0	3	0	0	0	0	0	0	0	0	0	0	0	3
Warren	0	8	3	0	0	0	0	0	0	0	0	0	2	13
Washington	0	0	0	0	0	0	0	0	0	0	0	0	0	0
Wayne	0	0	0	0	0	0	0	0	0	0	1	1	0	2
Williams	0	0	0	0	0	0	0	0	0	0	0	0	0	0
Wood	0	0	0	0	0	0	0	0	0	0	0	0	4	4
Wyandot	0	0	0	0	0	0	0	0	0	0	0	0	0	0
Statewide	1	26	105	327	34	96	0	19	12	60	2	32	555	1,269

Courts of Common Pleas – General Division
Complex Litigation Overall Caseloads
2013

County	Cases Pending January 1	New Filings	Reactivations and Transfers	Total Cases	Total Terminations	Clearance Rate	Cases Pending December 31	Cases Pending Beyond Time Guidelines
Adams	0	0	0	0	0	-	0	0
Allen	0	0	1	1	0	0%	1	0
Ashland	0	0	0	0	0	-	0	0
Ashtabula	0	0	0	0	0	-	0	0
Athens	1	0	0	1	0	-	1	0
Auglaize	0	0	0	0	0	-	0	0
Belmont	0	0	2	2	1	50%	1	0
Brown	0	0	0	0	0	-	0	0
Butler	2	0	3	5	1	33%	4	0
Carroll	0	0	0	0	0	-	0	0
Champaign	0	0	0	0	0	-	0	0
Clark	0	0	0	0	0	-	0	0
Clermont	0	0	1	1	0	0%	1	0
Clinton	0	0	0	0	0	-	0	0
Columbiana	0	0	0	0	0	-	0	0
Coshocton	1	0	0	1	1	-	0	0
Crawford	0	0	0	0	0	-	0	0
Cuyahoga	6	0	4	10	6	150%	4	0
Darke	0	0	1	1	1	100%	0	0
Defiance	0	0	0	0	0	-	0	0
Delaware	0	0	0	0	0	-	0	0
Erie	1	0	0	1	0	-	1	0
Fairfield	0	0	0	0	0	-	0	0
Fayette	1	0	0	1	1	-	0	0
Franklin	6	0	4	10	8	200%	2	0
Fulton	0	0	0	0	0	-	0	0
Gallia	0	0	0	0	0	-	0	0
Geauga	0	0	0	0	0	-	0	0
Greene	1	0	0	1	0	-	1	0
Guernsey	2	0	4	6	4	100%	2	0
Hamilton	6	0	11	17	8	73%	9	0
Hancock	0	0	0	0	0	-	0	0
Hardin	0	0	2	2	0	0%	2	0
Harrison	0	0	0	0	0	-	0	0
Henry	0	0	0	0	0	-	0	0
Highland	0	0	0	0	0	-	0	0
Hocking	0	0	0	0	0	-	0	0
Holmes	0	0	0	0	0	-	0	0
Huron	0	0	0	0	0	-	0	0
Jackson	0	0	0	0	0	-	0	0
Jefferson	0	0	0	0	0	-	0	0
Knox	0	0	0	0	0	-	0	0
Lake	3	0	0	3	0	-	3	0
Lawrence	0	0	2	2	1	50%	1	0

Courts of Common Pleas – General Division
Complex Litigation Overall Caseloads
2013

County	Cases Pending January 1	New Filings	Reactivations and Transfers	Total Cases	Total Terminations	Clearance Rate	Cases Pending December 31	Cases Pending Beyond Time Guidelines
Licking	0	0	0	0	0	-	0	0
Logan	0	0	0	0	0	-	0	0
Lorain	0	0	1	1	0	0%	1	0
Lucas	16	0	15	31	18	120%	13	4
Madison	1	0	0	1	1	-	0	0
Mahoning	0	0	0	0	0	-	0	0
Marion	0	0	0	0	0	-	0	0
Medina	4	0	3	7	6	200%	1	0
Meigs	0	0	0	0	0	-	0	0
Mercer	0	0	41	41	6	15%	35	0
Miami	2	0	0	2	1	-	1	0
Monroe	0	0	0	0	0	-	0	0
Montgomery	0	0	0	0	0	-	0	2
Morgan	0	0	0	0	0	-	0	0
Morrow	1	0	0	1	0	-	1	0
Muskingum	0	0	0	0	0	-	0	0
Noble	0	0	0	0	0	-	0	0
Ottawa	0	0	0	0	0	-	0	0
Paulding	0	0	0	0	0	-	0	0
Perry	0	0	0	0	0	-	0	0
Pickaway	0	0	0	0	0	-	0	0
Pike	0	0	0	0	0	-	0	0
Portage	0	0	0	0	0	-	0	0
Preble	1	0	0	1	1	-	0	0
Putnam	0	0	0	0	0	-	0	0
Richland	0	0	0	0	0	-	0	0
Ross	0	0	1	1	0	0%	1	0
Sandusky	0	0	1	1	1	100%	0	0
Scioto	0	0	0	0	0	-	0	0
Seneca	0	0	0	0	0	-	0	0
Shelby	1	0	0	1	0	-	1	0
Stark	1	0	3	4	1	33%	3	0
Summit	1	0	0	1	0	-	1	0
Trumbull	2	0	1	3	2	200%	1	0
Tuscarawas	1	0	0	1	0	-	1	0
Union	0	0	0	0	0	-	0	0
Van Wert	0	0	0	0	0	-	0	0
Vinton	0	0	0	0	0	-	0	0
Warren	0	0	0	0	0	-	0	0
Washington	0	0	0	0	0	-	0	0
Wayne	0	0	1	1	0	0%	1	0
Williams	0	0	0	0	0	-	0	0
Wood	2	0	0	2	2	-	0	0
Wyandot	0	0	0	0	0	-	0	0
Statewide	63	0	102	165	71	70%	94	6

Courts of Common Pleas – General Division
Complex Litigation Terminations
2013

County	Jury Trial	Court Trial	Settled or Dismissed Pre Trial	Dismissal	For Want of Prosecution	Magistrate	Diversion or Arbitration	Default	Unavailability of Party	Transferred Out	Private Judge Referral	Bankruptcy Stay/ Interlocutory Appeal	Other Terminations	Total Terminations
Adams	0	0	0	0	0	0	0	0	0	0	0	0	0	0
Allen	0	0	0	0	0	0	0	0	0	0	0	0	0	0
Ashland	0	0	0	0	0	0	0	0	0	0	0	0	0	0
Ashtabula	0	0	0	0	0	0	0	0	0	0	0	0	0	0
Athens	0	0	0	0	0	0	0	0	0	0	0	0	0	0
Auglaize	0	0	0	0	0	0	0	0	0	0	0	0	0	0
Belmont	0	0	0	1	0	0	0	0	0	0	0	0	0	1
Brown	0	0	0	0	0	0	0	0	0	0	0	0	0	0
Butler	0	0	0	0	0	0	0	0	0	1	0	0	0	1
Carroll	0	0	0	0	0	0	0	0	0	0	0	0	0	0
Champaign	0	0	0	0	0	0	0	0	0	0	0	0	0	0
Clark	0	0	0	0	0	0	0	0	0	0	0	0	0	0
Clermont	0	0	0	0	0	0	0	0	0	0	0	0	0	0
Clinton	0	0	0	0	0	0	0	0	0	0	0	0	0	0
Columbiana	0	0	0	0	0	0	0	0	0	0	0	0	0	0
Coshocton	0	0	0	1	0	0	0	0	0	0	0	0	0	1
Crawford	0	0	0	0	0	0	0	0	0	0	0	0	0	0
Cuyahoga	0	0	0	2	0	0	0	0	0	2	0	0	2	6
Darke	0	0	0	0	0	0	0	0	0	0	0	0	1	1
Defiance	0	0	0	0	0	0	0	0	0	0	0	0	0	0
Delaware	0	0	0	0	0	0	0	0	0	0	0	0	0	0
Erie	0	0	0	0	0	0	0	0	0	0	0	0	0	0
Fairfield	0	0	0	0	0	0	0	0	0	0	0	0	0	0
Fayette	0	0	0	0	0	0	0	0	0	0	0	1	0	1
Franklin	0	0	0	3	3	0	0	1	0	0	0	0	1	8
Fulton	0	0	0	0	0	0	0	0	0	0	0	0	0	0
Gallia	0	0	0	0	0	0	0	0	0	0	0	0	0	0
Geauga	0	0	0	0	0	0	0	0	0	0	0	0	0	0
Greene	0	0	0	0	0	0	0	0	0	0	0	0	0	0
Guernsey	0	0	2	0	0	0	0	0	0	0	0	0	2	4
Hamilton	1	0	0	2	0	0	0	0	0	0	0	0	5	8
Hancock	0	0	0	0	0	0	0	0	0	0	0	0	0	0
Hardin	0	0	0	0	0	0	0	0	0	0	0	0	0	0
Harrison	0	0	0	0	0	0	0	0	0	0	0	0	0	0
Henry	0	0	0	0	0	0	0	0	0	0	0	0	0	0
Highland	0	0	0	0	0	0	0	0	0	0	0	0	0	0
Hocking	0	0	0	0	0	0	0	0	0	0	0	0	0	0
Holmes	0	0	0	0	0	0	0	0	0	0	0	0	0	0
Huron	0	0	0	0	0	0	0	0	0	0	0	0	0	0
Jackson	0	0	0	0	0	0	0	0	0	0	0	0	0	0
Jefferson	0	0	0	0	0	0	0	0	0	0	0	0	0	0
Knox	0	0	0	0	0	0	0	0	0	0	0	0	0	0
Lake	0	0	0	0	0	0	0	0	0	0	0	0	0	0
Lawrence	0	0	0	1	0	0	0	0	0	0	0	0	0	1

Courts of Common Pleas – General Division
Complex Litigation Terminations
2013

County	Jury Trial	Court Trial	Settled or Dismissed Pre Trial	Dismissal	For Want of Prosecution	Magistrate	Diversion or Arbitration	Default	Unavailability of Party	Transferred Out	Private Judge Referral	Bankruptcy Stay/ Interlocutory Appeal	Other Terminations	Total Terminations
Licking	0	0	0	0	0	0	0	0	0	0	0	0	0	0
Logan	0	0	0	0	0	0	0	0	0	0	0	0	0	0
Lorain	0	0	0	0	0	0	0	0	0	0	0	0	0	0
Lucas	0	0	9	4	0	0	0	0	0	0	0	1	4	18
Madison	0	0	1	0	0	0	0	0	0	0	0	0	0	1
Mahoning	0	0	0	0	0	0	0	0	0	0	0	0	0	0
Marion	0	0	0	0	0	0	0	0	0	0	0	0	0	0
Medina	1	0	3	1	0	0	0	0	0	0	0	1	0	6
Meigs	0	0	0	0	0	0	0	0	0	0	0	0	0	0
Mercer	3	0	1	0	0	0	0	0	0	1	0	0	1	6
Miami	0	0	0	1	0	0	0	0	0	0	0	0	0	1
Monroe	0	0	0	0	0	0	0	0	0	0	0	0	0	0
Montgomery	0	0	0	0	0	0	0	0	0	0	0	0	0	0
Morgan	0	0	0	0	0	0	0	0	0	0	0	0	0	0
Morrow	0	0	0	0	0	0	0	0	0	0	0	0	0	0
Muskingum	0	0	0	0	0	0	0	0	0	0	0	0	0	0
Noble	0	0	0	0	0	0	0	0	0	0	0	0	0	0
Ottawa	0	0	0	0	0	0	0	0	0	0	0	0	0	0
Paulding	0	0	0	0	0	0	0	0	0	0	0	0	0	0
Perry	0	0	0	0	0	0	0	0	0	0	0	0	0	0
Pickaway	0	0	0	0	0	0	0	0	0	0	0	0	0	0
Pike	0	0	0	0	0	0	0	0	0	0	0	0	0	0
Portage	0	0	0	0	0	0	0	0	0	0	0	0	0	0
Preble	0	0	0	0	0	0	0	0	0	0	0	1	0	1
Putnam	0	0	0	0	0	0	0	0	0	0	0	0	0	0
Richland	0	0	0	0	0	0	0	0	0	0	0	0	0	0
Ross	0	0	0	0	0	0	0	0	0	0	0	0	0	0
Sandusky	0	0	0	0	0	0	0	0	0	0	0	0	1	1
Scioto	0	0	0	0	0	0	0	0	0	0	0	0	0	0
Seneca	0	0	0	0	0	0	0	0	0	0	0	0	0	0
Shelby	0	0	0	0	0	0	0	0	0	0	0	0	0	0
Stark	0	0	1	0	0	0	0	0	0	0	0	0	0	1
Summit	0	0	0	0	0	0	0	0	0	0	0	0	0	0
Trumbull	0	0	2	0	0	0	0	0	0	0	0	0	0	2
Tuscarawas	0	0	0	0	0	0	0	0	0	0	0	0	0	0
Union	0	0	0	0	0	0	0	0	0	0	0	0	0	0
Van Wert	0	0	0	0	0	0	0	0	0	0	0	0	0	0
Vinton	0	0	0	0	0	0	0	0	0	0	0	0	0	0
Warren	0	0	0	0	0	0	0	0	0	0	0	0	0	0
Washington	0	0	0	0	0	0	0	0	0	0	0	0	0	0
Wayne	0	0	0	0	0	0	0	0	0	0	0	0	0	0
Williams	0	0	0	0	0	0	0	0	0	0	0	0	0	0
Wood	0	0	1	0	0	0	0	0	0	0	0	0	1	2
Wyandot	0	0	0	0	0	0	0	0	0	0	0	0	0	0
Statewide	5	0	20	16	3	0	0	1	0	4	0	4	18	71

Courts of Common Pleas – General Division
Other Civil Overall Caseloads
2013

County	Cases Pending January 1	New Filings	Reactivations and Transfers	Total Cases	Total Terminations	Clearance Rate	Cases Pending December 31	Cases Pending Beyond Time Guidelines
Adams	55	191	7	253	184	93%	69	4
Allen	129	350	19	498	365	99%	133	2
Ashland	50	91	12	153	99	96%	54	0
Ashtabula	189	281	12	482	299	102%	183	12
Athens	204	371	2	577	357	96%	220	7
Auglaize	42	119	6	167	131	105%	36	0
Belmont	177	197	23	397	246	112%	151	13
Brown	137	302	26	465	375	114%	90	0
Butler	677	1,639	64	2,380	1,818	107%	562	4
Carroll	27	66	2	95	59	87%	36	2
Champaign	44	132	65	241	185	94%	56	1
Clark	118	193	7	318	229	115%	89	2
Clermont	302	804	29	1,135	837	100%	298	2
Clinton	52	104	2	158	115	108%	43	0
Columbiana	134	310	29	473	340	100%	133	2
Coshocton	51	81	2	134	87	105%	47	1
Crawford	61	155	14	230	176	104%	54	0
Cuyahoga	3,530	6,569	1,163	11,262	8,182	106%	3,080	97
Darke	42	162	7	211	152	90%	59	0
Defiance	102	103	0	205	150	146%	55	7
Delaware	274	396	44	714	486	110%	228	13
Erie	313	283	30	626	448	143%	178	9
Fairfield	202	340	9	551	372	107%	179	21
Fayette	52	98	1	151	118	119%	33	1
Franklin	2,738	5,582	780	9,100	6,575	103%	2,525	119
Fulton	74	132	19	225	152	101%	73	1
Gallia	42	78	10	130	90	102%	40	0
Geauga	160	331	31	522	346	96%	176	4
Greene	128	236	15	379	253	101%	126	2
Guernsey	63	127	22	212	145	97%	67	0
Hamilton	1,855	3,754	450	6,059	4,232	101%	1,827	144
Hancock	142	276	13	431	274	95%	157	5
Hardin	53	58	3	114	86	141%	28	1
Harrison	57	75	1	133	75	99%	58	7
Henry	35	81	0	116	85	105%	31	0
Highland	83	166	0	249	190	114%	59	0
Hocking	108	104	18	230	91	75%	139	15
Holmes	25	56	0	81	55	98%	26	0
Huron	61	109	14	184	146	119%	38	0
Jackson	71	135	3	209	133	96%	76	6
Jefferson	195	290	10	495	306	102%	189	45
Knox	72	153	3	228	160	103%	68	0
Lake	473	967	23	1,463	1,057	107%	406	13
Lawrence	116	269	17	402	281	98%	121	2

Courts of Common Pleas – General Division
Other Civil Overall Caseloads
2013

County	Cases Pending January 1	New Filings	Reactivations and Transfers	Total Cases	Total Terminations	Clearance Rate	Cases Pending December 31	Cases Pending Beyond Time Guidelines
Licking	191	475	30	696	550	109%	146	2
Logan	51	203	1	255	198	97%	57	0
Lorain	591	1,334	164	2,089	1,588	106%	501	11
Lucas	718	1,790	93	2,601	1,984	105%	617	11
Madison	41	96	6	143	98	96%	45	0
Mahoning	967	1,801	120	2,888	2,031	106%	857	48
Marion	144	349	28	521	366	97%	155	3
Medina	338	641	15	994	761	116%	233	1
Meigs	36	80	0	116	47	59%	69	0
Mercer	41	79	3	123	97	118%	26	3
Miami	110	415	7	532	435	103%	97	0
Monroe	66	88	0	154	77	88%	77	3
Montgomery	975	2,884	183	4,042	3,129	102%	913	4
Morgan	51	87	19	157	106	100%	51	6
Morrow	76	80	1	157	89	110%	68	1
Muskingum	76	147	4	227	147	97%	80	5
Noble	72	80	2	154	72	88%	82	2
Ottawa	214	251	10	475	302	116%	173	13
Paulding	34	45	11	90	64	114%	26	4
Perry	72	149	0	221	166	111%	55	0
Pickaway	147	179	3	329	205	113%	124	0
Pike	73	107	4	184	124	112%	60	4
Portage	324	460	14	798	446	94%	352	51
Preble	126	133	3	262	179	132%	83	2
Putnam	43	57	0	100	53	93%	47	0
Richland	220	497	16	733	581	113%	152	1
Ross	118	296	17	431	300	96%	131	1
Sandusky	131	325	40	496	344	94%	152	5
Scioto	154	295	27	476	312	97%	164	2
Seneca	23	209	8	240	197	91%	43	0
Shelby	32	106	1	139	99	93%	40	0
Stark	302	903	117	1,322	1,018	100%	304	0
Summit	851	1,977	153	2,981	2,111	99%	870	25
Trumbull	694	996	39	1,729	1,198	116%	531	17
Tuscarawas	269	559	15	843	640	111%	203	1
Union	55	72	5	132	99	129%	33	0
Van Wert	35	89	2	126	91	100%	35	0
Vinton	18	34	0	52	31	91%	21	0
Warren	381	623	40	1,044	665	100%	379	6
Washington	131	194	43	368	272	115%	96	0
Wayne	178	277	6	461	279	99%	182	4
Williams	31	56	4	91	53	88%	38	0
Wood	129	235	14	378	268	108%	110	0
Wyandot	18	44	4	66	54	113%	12	1
Statewide	22,862	46,113	4,279	73,254	52,468	104%	20,786	801

Courts of Common Pleas – General Division
Other Civil Terminations
2013

County	Jury Trial	Court Trial	Settled or Dismissed Pre Trial	Dismissal	For Want of Prosecution	Magistrate	Diversion or Arbitration	Default	Unavailability of Party	Transferred Out	Private Judge Referral	Bankruptcy Stay/ Interlocutory Appeal	Other Terminations	Total Terminations
Adams	0	2	3	49	16	13	0	68	0	5	0	1	27	184
Allen	1	5	69	101	14	0	0	60	0	9	0	10	96	365
Ashland	0	0	30	11	5	11	0	30	0	4	0	2	6	99
Ashtabula	0	3	51	96	0	1	1	109	0	8	0	8	22	299
Athens	2	11	59	29	0	0	1	139	0	21	0	1	94	357
Auglaize	0	0	1	51	0	0	1	23	1	2	0	5	47	131
Belmont	0	0	3	70	0	0	0	58	0	33	0	9	73	246
Brown	1	7	6	71	3	122	0	95	15	6	0	3	46	375
Butler	0	11	189	161	17	2	1	517	0	40	0	32	848	1,818
Carroll	0	0	21	3	7	0	1	11	0	6	0	7	3	59
Champaign	0	54	20	50	0	0	0	6	1	44	0	1	9	185
Clark	0	2	90	6	10	1	0	81	0	4	2	4	29	229
Clermont	4	3	99	346	1	132	2	151	1	23	0	20	55	837
Clinton	1	0	0	40	5	0	0	23	0	7	0	5	34	115
Columbiana	1	10	55	35	29	44	1	89	0	13	0	6	57	340
Coshocton	0	2	4	28	0	0	0	39	0	4	0	0	10	87
Crawford	0	3	28	10	5	75	0	25	0	5	0	2	23	176
Cuyahoga	18	31	41	2,776	0	9	20	2,122	1	1,288	0	231	1,645	8,182
Darke	0	13	8	54	0	15	0	47	0	2	0	4	9	152
Defiance	0	14	25	30	13	0	0	64	0	0	0	0	4	150
Delaware	2	11	140	62	7	26	0	109	0	33	0	23	73	486
Erie	1	0	57	110	7	0	0	85	1	32	0	11	144	448
Fairfield	2	1	28	77	11	0	0	133	0	5	0	20	95	372
Fayette	0	15	23	33	0	0	0	41	0	2	0	0	4	118
Franklin	13	18	448	1,209	127	2,214	11	1,190	15	238	2	325	765	6,575
Fulton	3	4	38	37	7	1	1	42	0	1	0	5	13	152
Gallia	0	0	23	12	1	14	0	19	0	12	0	1	8	90
Geauga	0	6	32	50	56	17	13	107	0	2	0	8	55	346
Greene	0	1	0	87	22	4	0	67	0	12	0	11	49	253
Guernsey	1	3	25	12	2	33	4	28	0	4	0	3	30	145
Hamilton	9	22	59	1,079	56	1,335	0	629	0	458	0	72	513	4,232
Hancock	2	29	40	53	43	0	1	60	1	29	0	4	12	274
Hardin	0	0	3	31	6	0	0	13	0	1	0	1	31	86
Harrison	1	12	14	22	1	0	0	12	1	4	0	0	8	75
Henry	1	0	12	15	0	0	0	6	0	1	0	5	45	85
Highland	0	3	45	14	17	0	0	81	0	0	0	0	30	190
Hocking	33	1	1	47	0	0	0	1	0	3	0	0	5	91
Holmes	0	4	20	4	0	0	0	18	0	2	0	1	6	55
Huron	0	1	15	17	7	0	0	46	0	3	3	4	50	146
Jackson	0	0	73	0	1	0	0	38	1	3	0	10	7	133
Jefferson	1	7	21	95	0	0	2	50	1	12	0	13	104	306
Knox	1	2	16	43	0	0	0	0	0	3	0	5	90	160
Lake	2	9	90	101	194	216	3	271	0	20	0	41	110	1,057
Lawrence	3	1	5	38	2	152	1	12	0	6	0	5	56	281

Courts of Common Pleas – General Division
Other Civil Terminations
2013

County	Jury Trial	Court Trial	Settled or Dismissed Pre Trial	Dismissal	For Want of Prosecution	Magistrate	Diversion or Arbitration	Default	Unavailability of Party	Transferred Out	Private Judge Referral	Bankruptcy Stay/ Interlocutory Appeal	Other Terminations	Total Terminations
Licking	0	2	14	129	0	136	1	104	1	17	0	26	120	550
Logan	0	6	24	84	0	30	0	26	0	4	0	4	20	198
Lorain	3	17	285	359	18	122	3	454	17	56	0	77	177	1,588
Lucas	6	6	188	374	71	0	5	347	1	144	4	33	805	1,984
Madison	4	12	2	28	0	1	0	2	0	1	0	0	48	98
Mahoning	6	4	205	813	0	390	5	413	0	51	0	47	97	2,031
Marion	0	134	42	55	21	0	0	58	0	14	0	5	37	366
Medina	5	1	385	69	1	32	0	66	0	38	0	23	141	761
Meigs	0	0	33	2	0	0	0	6	0	3	0	1	2	47
Mercer	1	0	14	2	14	0	0	8	1	2	0	4	51	97
Miami	0	7	13	74	16	182	1	65	1	4	0	12	60	435
Monroe	0	5	0	17	0	0	1	48	0	0	0	0	6	77
Montgomery	6	0	218	1,133	6	23	0	1,242	0	79	0	77	345	3,129
Morgan	0	10	10	30	1	0	0	29	0	2	0	2	22	106
Morrow	2	2	40	6	18	0	0	13	0	1	0	1	6	89
Muskingum	0	0	43	18	5	0	0	63	0	2	0	4	12	147
Noble	0	13	1	33	0	0	0	14	0	1	0	0	10	72
Ottawa	0	1	0	40	54	0	0	115	0	1	0	8	83	302
Paulding	0	0	0	19	0	0	0	24	0	0	0	4	17	64
Perry	1	4	30	19	11	32	0	34	7	1	0	0	27	166
Pickaway	1	1	83	1	1	37	0	71	4	3	0	2	1	205
Pike	0	1	40	8	0	0	0	39	0	2	0	4	30	124
Portage	1	5	107	85	0	43	4	119	0	11	0	13	58	446
Preble	2	1	19	25	22	0	1	79	0	2	0	7	21	179
Putnam	0	6	0	27	0	11	0	0	0	1	0	2	6	53
Richland	0	2	116	93	76	85	1	134	0	5	0	22	47	581
Ross	1	9	26	68	0	57	1	61	0	20	0	3	54	300
Sandusky	0	0	8	132	0	0	10	109	3	12	0	6	64	344
Scioto	7	1	60	52	17	0	5	55	0	15	1	8	91	312
Seneca	1	4	14	75	3	53	1	24	0	8	0	4	10	197
Shelby	1	12	12	7	18	0	0	43	0	2	0	1	3	99
Stark	6	7	248	76	114	1	42	300	0	68	0	36	120	1,018
Summit	10	11	259	373	90	310	41	529	1	124	1	52	310	2,111
Trumbull	10	102	396	220	0	3	0	307	0	45	0	37	78	1,198
Tuscarawas	3	76	126	12	84	0	0	245	3	7	0	17	67	640
Union	0	5	4	31	6	0	0	22	0	8	0	2	21	99
Van Wert	0	0	13	11	3	1	0	46	0	4	0	4	9	91
Vinton	0	4	13	0	0	0	0	11	0	2	0	0	1	31
Warren	3	17	146	150	0	0	0	211	0	0	0	17	121	665
Washington	0	13	48	45	7	0	0	92	1	29	0	6	31	272
Wayne	2	2	90	29	12	0	1	85	0	7	0	14	37	279
Williams	0	0	11	19	0	0	0	20	0	3	0	0	0	53
Wood	1	0	47	32	32	0	9	73	0	4	0	13	57	268
Wyandot	0	11	7	11	4	8	0	8	0	4	0	0	1	54
Statewide	186	835	5,470	12,151	1,417	5,994	196	12,629	79	3,217	13	1,517	8,764	52,468

Courts of Common Pleas – General Division
Criminal Overall Caseloads
2013

County	Cases Pending January 1	New Filings	Reactivations and Transfers	Total Cases	Total Terminations	Clearance Rate	Cases Pending December 31	Cases Pending Beyond Time Guidelines
Adams	124	182	26	332	268	129%	64	1
Allen	86	444	42	572	448	92%	124	5
Ashland	34	134	3	171	138	101%	33	1
Ashtabula	344	651	147	1,142	832	104%	310	68
Athens	204	324	24	552	416	120%	136	40
Auglaize	59	173	30	262	215	106%	47	1
Belmont	148	265	30	443	376	127%	67	14
Brown	67	314	18	399	334	101%	65	4
Butler	565	2,067	1,530	4,162	3,508	98%	654	26
Carroll	29	100	8	137	131	121%	6	1
Champaign	66	382	136	584	430	83%	154	6
Clark	286	949	227	1,462	1,184	101%	278	36
Clermont	194	745	212	1,151	941	98%	210	12
Clinton	159	340	20	519	384	107%	135	9
Columbiana	141	274	46	461	269	84%	192	40
Coshocton	53	125	32	210	131	83%	79	11
Crawford	112	257	6	375	308	117%	67	14
Cuyahoga	3,511	11,601	1,459	16,571	13,178	101%	3,393	405
Darke	58	216	14	288	225	98%	63	1
Defiance	103	214	0	317	243	114%	74	0
Delaware	185	671	118	974	746	95%	228	31
Erie	200	473	151	824	588	94%	236	33
Fairfield	228	649	28	905	696	103%	209	40
Fayette	74	274	11	359	289	101%	70	1
Franklin	3,333	6,647	2,119	12,099	8,474	97%	3,625	647
Fulton	44	133	25	202	152	96%	50	6
Gallia	87	190	4	281	204	105%	77	6
Geauga	72	197	57	326	237	93%	89	8
Greene	208	629	52	889	660	97%	229	21
Guernsey	73	170	35	278	218	106%	60	4
Hamilton	2,321	6,525	1,657	10,503	8,344	102%	2,159	565
Hancock	155	279	18	452	319	107%	133	20
Hardin	138	167	63	368	322	140%	46	2
Harrison	47	79	4	130	101	122%	29	11
Henry	67	96	2	165	119	121%	46	2
Highland	43	239	7	289	256	104%	33	0
Hocking	5	270	1	276	274	101%	2	2
Holmes	48	107	1	156	141	131%	15	3
Huron	61	269	17	347	247	86%	100	8
Jackson	84	111	117	312	163	71%	149	36
Jefferson	69	214	11	294	221	98%	73	16
Knox	101	208	5	314	219	103%	95	13
Lake	132	641	55	828	659	95%	169	6
Lawrence	51	310	11	372	303	94%	69	4

Courts of Common Pleas – General Division
Criminal Overall Caseloads
2013

County	Cases Pending January 1	New Filings	Reactivations and Transfers	Total Cases	Total Terminations	Clearance Rate	Cases Pending December 31	Cases Pending Beyond Time Guidelines
Licking	204	640	126	970	780	102%	190	4
Logan	108	265	17	390	300	106%	90	8
Lorain	1,221	1,547	438	3,206	2,268	114%	938	293
Lucas	455	1,911	162	2,528	2,068	100%	460	17
Madison	32	151	13	196	148	90%	48	2
Mahoning	715	1,266	455	2,436	1,740	101%	696	242
Marion	182	588	204	974	786	99%	188	9
Medina	269	490	257	1,016	721	97%	295	0
Meigs	123	139	0	262	142	102%	120	58
Mercer	40	203	27	270	195	85%	75	13
Miami	101	360	23	484	406	106%	78	1
Monroe	44	86	1	131	70	80%	61	14
Montgomery	769	3,589	517	4,875	4,102	100%	773	80
Morgan	30	44	28	102	84	117%	18	1
Morrow	129	182	64	375	236	96%	139	71
Muskingum	74	272	6	352	280	101%	72	2
Noble	38	55	18	111	85	116%	26	6
Ottawa	78	162	23	263	202	109%	61	12
Paulding	58	199	31	288	229	100%	59	14
Perry	41	81	3	125	92	110%	33	0
Pickaway	57	367	10	434	376	100%	58	0
Pike	162	212	328	702	552	102%	150	34
Portage	385	879	147	1,411	971	95%	440	80
Preble	151	372	14	537	403	104%	134	25
Putnam	36	4	66	106	84	120%	22	6
Richland	267	775	152	1,194	970	105%	224	9
Ross	245	526	91	862	662	107%	200	23
Sandusky	115	208	44	367	296	117%	71	19
Scioto	228	587	117	932	704	100%	228	32
Seneca	120	190	13	323	249	123%	74	9
Shelby	33	326	5	364	224	68%	140	2
Stark	124	1,340	32	1,496	1,327	97%	169	0
Summit	1,044	3,800	921	5,765	4,613	98%	1,152	128
Trumbull	294	768	24	1,086	763	96%	323	78
Tuscarawas	121	234	45	400	342	123%	58	5
Union	130	237	45	412	319	113%	93	11
Van Wert	65	155	2	222	181	115%	41	3
Vinton	48	100	2	150	112	110%	38	6
Warren	257	785	130	1,172	913	100%	259	6
Washington	133	298	318	749	597	97%	152	24
Wayne	173	372	29	574	428	107%	146	13
Williams	73	175	19	267	211	109%	56	3
Wood	322	592	101	1,015	691	100%	324	100
Wyandot	52	106	20	178	134	106%	44	9
Statewide	23,515	64,943	13,667	102,125	78,967	100%	23,158	3,652

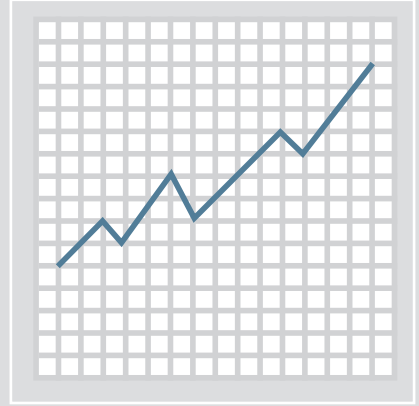
Courts of Common Pleas – General Division
Criminal Terminations
2013

County	Jury Trial	Court Trial	Settled or Dismissed Pre Trial	Dismissal	Dismissal for Lack of Speedy Trial	Diversion or Arbitration	Guilty or No Contest Plea to Original Charge	Guilty or No Contest Plea to Reduced Charge	Unavailability of Party	Transferred Out	Bankruptcy Stay/ Interlocutory Appeal	Other Terminations	Total Terminations
Adams	4	0	2	13	0	5	111	95	29	2	0	7	268
Allen	11	1	0	17	0	44	147	214	4	9	0	1	448
Ashland	2	0	14	5	0	9	18	85	1	0	0	4	138
Ashtabula	19	0	0	101	0	3	135	401	137	19	1	16	832
Athens	3	1	6	4	0	78	224	14	6	58	0	22	416
Auglaize	4	0	0	16	0	7	46	98	24	18	0	2	215
Belmont	0	0	0	94	0	0	134	44	33	40	0	31	376
Brown	11	4	3	24	0	11	48	220	10	0	0	3	334
Butler	15	3	0	105	0	32	539	966	1,227	458	0	163	3,508
Carroll	0	0	8	1	0	12	40	62	6	1	0	1	131
Champaign	6	0	12	62	1	3	36	207	36	66	0	1	430
Clark	28	2	233	16	4	0	249	383	224	3	0	42	1,184
Clermont	8	2	6	44	0	59	220	379	120	9	0	94	941
Clinton	1	0	0	69	2	27	83	165	36	0	0	1	384
Columbiana	6	1	0	7	0	0	157	45	42	8	0	3	269
Coshocton	0	0	0	0	0	0	66	44	4	2	0	15	131
Crawford	1	0	45	5	2	48	158	43	5	0	0	1	308
Cuyahoga	242	143	6	861	3	1,092	1,377	8,272	679	406	8	89	13,178
Darke	3	1	0	9	0	22	76	102	11	0	0	1	225
Defiance	2	1	0	18	0	0	104	117	0	0	0	1	243
Delaware	12	5	73	1	0	154	132	280	63	24	0	2	746
Erie	6	2	17	12	0	43	59	309	18	99	0	23	588
Fairfield	18	1	30	7	0	64	13	429	108	26	0	0	696
Fayette	11	0	2	28	0	4	213	21	7	0	3	0	289
Franklin	101	31	254	19	5	163	1,539	4,010	765	1,526	29	32	8,474
Fulton	3	2	2	6	0	0	29	104	3	0	0	3	152
Gallia	3	0	46	1	0	0	83	25	40	4	0	2	204
Geauga	5	0	2	2	3	9	30	125	47	6	1	7	237
Greene	10	2	18	6	0	92	426	70	31	5	0	0	660
Guernsey	2	1	2	5	0	0	65	76	20	10	0	37	218
Hamilton	75	148	0	401	4	194	1,427	3,023	1,134	1,860	0	78	8,344
Hancock	4	0	14	3	0	27	191	58	7	14	0	1	319
Hardin	3	0	0	11	0	18	60	148	32	30	0	20	322
Harrison	0	2	11	4	0	0	35	35	12	1	0	1	101
Henry	4	1	1	30	0	11	38	27	5	0	0	2	119
Highland	4	0	9	16	1	1	115	79	13	0	0	18	256
Hocking	0	0	0	2	0	0	2	0	0	0	0	270	274
Holmes	0	0	2	18	0	0	111	0	0	0	0	10	141
Huron	5	0	1	15	0	24	55	124	17	1	0	5	247
Jackson	1	0	62	0	1	0	64	0	19	3	0	13	163
Jefferson	6	1	2	15	0	4	141	31	2	9	0	10	221
Knox	0	3	2	42	0	21	48	101	0	0	0	2	219
Lake	11	3	18	8	0	40	335	195	42	0	1	6	659
Lawrence	3	0	2	34	0	4	227	26	0	2	0	5	303

Courts of Common Pleas – General Division
Criminal Terminations
2013

County	Jury Trial	Court Trial	Settled or Dismissed Pre Trial	Dismissal	Dismissal for Lack of Speedy Trial	Diversion or Arbitration	Guilty or No Contest Plea to Original Charge	Guilty or No Contest Plea to Reduced Charge	Unavailability of Party	Transferred Out	Bankruptcy Stay/ Interlocutory Appeal	Other Terminations	Total Terminations
Licking	23	3	9	38	0	59	470	30	49	5	1	93	780
Logan	5	1	0	17	0	30	55	141	19	1	0	31	300
Lorain	20	18	6	109	0	82	1,310	253	403	45	0	22	2,268
Lucas	45	12	58	188	2	14	288	1,277	96	11	2	75	2,068
Madison	0	0	0	20	0	0	97	20	9	0	0	2	148
Mahoning	16	2	1	114	0	231	807	191	134	112	36	96	1,740
Marion	9	0	0	35	2	43	216	276	185	8	1	11	786
Medina	14	0	1	28	0	77	368	97	67	7	0	62	721
Meigs	0	0	19	0	0	8	80	12	0	3	0	20	142
Mercer	0	0	0	0	18	21	65	76	14	0	0	1	195
Miami	3	8	2	36	1	4	274	51	26	1	0	0	406
Monroe	0	0	0	27	0	0	37	5	0	0	0	1	70
Montgomery	39	5	0	127	1	588	2,796	204	269	24	28	21	4,102
Morgan	3	3	0	5	0	3	44	2	15	0	1	8	84
Morrow	3	0	12	13	0	16	62	54	38	25	0	13	236
Muskingum	6	0	13	2	0	0	148	103	5	0	2	1	280
Noble	0	6	0	8	0	0	23	38	4	0	0	6	85
Ottawa	1	0	1	22	0	33	4	130	9	1	1	0	202
Paulding	1	0	4	22	0	0	55	27	0	97	0	23	229
Perry	4	0	0	2	0	0	50	25	4	0	0	7	92
Pickaway	9	0	70	29	0	0	187	71	3	0	0	7	376
Pike	1	0	128	0	0	30	96	10	135	0	0	152	552
Portage	12	2	2	67	0	74	409	239	124	41	0	1	971
Preble	4	1	9	0	0	18	53	141	16	5	0	156	403
Putnam	2	0	0	3	0	0	17	37	0	3	0	22	84
Richland	26	1	43	7	1	72	432	272	76	7	0	33	970
Ross	15	0	0	56	1	17	409	8	67	47	3	39	662
Sandusky	1	0	2	67	0	52	126	32	5	10	0	1	296
Scioto	16	0	20	91	0	23	79	319	82	25	0	49	704
Seneca	23	4	1	14	0	6	163	27	7	1	0	3	249
Shelby	0	1	0	32	0	0	24	156	7	0	0	4	224
Stark	30	2	10	11	0	4	940	189	121	15	0	5	1,327
Summit	91	15	129	11	0	253	1,191	1,934	907	81	0	1	4,613
Trumbull	7	0	0	35	0	0	371	235	50	20	0	45	763
Tuscarawas	5	2	0	22	0	49	169	54	28	0	1	12	342
Union	2	0	0	15	0	0	82	96	0	34	0	90	319
Van Wert	1	0	16	2	0	3	97	53	4	3	0	2	181
Vinton	1	0	18	1	0	7	5	59	17	1	0	3	112
Warren	19	4	0	57	0	0	221	398	146	2	0	66	913
Washington	3	33	5	105	1	0	194	51	80	3	0	122	597
Wayne	4	3	6	0	2	18	159	168	41	18	0	9	428
Williams	3	1	3	11	0	22	102	59	9	1	0	0	211
Wood	9	7	37	8	0	44	220	235	90	0	0	41	691
Wyandot	2	2	0	15	0	15	44	38	10	0	0	8	134
Statewide	1,131	497	1,530	3,629	55	4,241	22,445	29,145	8,390	5,376	119	2,409	78,967





COURTS OF COMMON PLEAS
DOMESTIC RELATIONS DIVISION



Courts of Common Pleas – Domestic Relations Division
 Composite Report for Entire State
 2013

	Marriage Terminations With Children	Marriage Terminations Without Children	Marriage Dissolutions With Children	Marriage Dissolutions Without Children	Change of Custody	Enforcement or Modification of Visitation	Enforcement or Modification of Support	Domestic Violence	U.I.F.S.A.	Parentage	All Others	Total
Cases Pending Beginning of Year	8,553	5,823	960	1,104	2,709	1,360	8,211	1,396	266	702	3,135	34,219
New Cases Filed	12,304	12,818	7,234	9,898	463	150	1,641	17,912	956	1,601	319	65,296
Transferred in, Reactivated or Redesignated Cases	2,003	1,174	433	418	6,446	2,967	28,334	2,107	132	103	12,629	56,746
Total Cases	22,860	19,815	8,627	11,420	9,618	4,477	38,186	21,415	1,354	2,406	16,083	156,261
Cases Terminated By:												
Judge: Default, Uncontested, Dissolution	5,358	6,944	3,899	5,907	728	149	2,404	1,383	206	256	485	27,719
Magistrate: Default, Uncontested, Dissolution	2,590	2,244	2,660	3,221	1,183	501	5,106	1,315	246	547	1,592	21,205
Trial by Judge	1,497	1,011	66	97	365	169	1,331	813	13	11	847	6,220
Trial by Magistrate	1,925	1,277	67	74	2,063	1,087	8,649	6,584	239	449	2,875	25,289
Voluntary Dismissal	1,327	1,124	171	208	569	308	2,611	3,370	77	143	1,256	11,164
Mediation/Conciliation	541	228	4	6	256	121	137	37	2	31	44	1,407
Bankruptcy Stay or Interlocutory Appeal	189	83	5	8	7	6	36	3	1	3	49	390
Transferred Out	418	345	64	71	56	32	76	594	4	4	40	1,704
Referred to Private Judge	105	172	416	444	1	0	2	1	1	0	2	1,144
Unavailability of Party for Trial	95	90	5	17	81	38	1,616	853	58	69	466	3,388
All Other Terminations	1,074	814	363	304	1,690	803	8,072	5,090	266	213	5,476	24,165
Total Terminations	15,119	14,332	7,720	10,357	6,999	3,214	30,040	20,043	1,113	1,726	13,132	123,795
Cases Pending End of Year	7,741	5,483	907	1,063	2,619	1,263	8,146	1,372	241	680	2,951	32,466
Time Guideline (Months)	18	12	3	3	9	9	12	1	3	12	6	X
Cases Pending End of Year Beyond Time Guideline	308	316	36	23	297	167	316	571	56	52	429	2,571

Courts of Common Pleas – Domestic Relations Division
Overall Caseloads
2013

County	Judges	-----Population-----		New Filings, Transfers, -----and Reactivations-----			-----Terminations-----			Clearance Rate
		Total	Per Judge	Total	Per Judge	Per 1,000 Population	Total	Per Judge	Per 1,000 Population	
The judges of the following counties have domestic relations jurisdiction exclusively										
Allen	1	106,331	106,331	1,347	1,347	13	1,352	1,352	13	100%
Butler	2	368,130	184,065	7,138	3,569	19	7,001	3,501	19	98%
Clermont	1	197,363	197,363	2,817	2,817	14	2,769	2,769	14	98%
Cuyahoga	5	1,280,122	256,024	7,964	1,593	6	8,157	1,631	6	102%
Fairfield	1	146,156	146,156	3,694	3,694	25	3,611	3,611	25	98%
Greene	1	161,573	161,573	1,096	1,096	7	1,179	1,179	7	108%
Hamilton	3	802,374	267,458	5,921	1,974	7	6,096	2,032	8	103%
Lake	1	230,041	230,041	1,866	1,866	8	1,854	1,854	8	99%
Licking	2	166,492	83,246	3,082	1,541	19	3,036	1,518	18	99%
Lucas	2	441,815	220,908	3,932	1,966	9	4,206	2,103	10	107%
Mahoning	1	238,823	238,823	2,045	2,045	9	2,057	2,057	9	101%
Medina	1	172,332	172,332	3,844	3,844	22	3,851	3,851	22	100%
Montgomery	2	535,153	267,577	5,303	2,652	10	5,392	2,696	10	102%
Muskingum	1	86,074	86,074	2,630	2,630	31	2,635	2,635	31	100%
Portage	1	161,419	161,419	1,688	1,688	10	1,729	1,729	11	102%
Richland	1	124,475	124,475	3,950	3,950	32	3,926	3,926	32	99%
Scioto	1	79,499	79,499	923	923	12	865	865	11	94%
Summit	2	541,781	270,891	5,306	2,653	10	5,445	2,723	10	103%
Warren	1	212,693	212,693	2,605	2,605	12	2,713	2,713	13	104%
The judges of the following counties also have general jurisdiction										
Ashland	1	53,139	53,139	543	543	10	549	549	10	101%
Ashtabula	3	101,497	33,832	780	260	8	794	265	8	102%
Athens	2	64,757	32,379	526	263	8	555	278	9	106%
Belmont	2	70,400	35,200	660	330	9	720	360	10	109%
Brown	1	44,846	44,846	629	629	14	671	671	15	107%
Carroll	1	28,836	28,836	191	191	7	202	202	7	106%
Clinton	1	42,040	42,040	456	456	11	492	492	12	108%
Columbiana	2	107,841	53,921	1,823	912	17	1,841	921	17	101%
Coshocton	1	36,901	36,901	508	508	14	517	517	14	102%
Crawford	1	43,784	43,784	445	445	10	427	427	10	96%
Darke	1	52,959	52,959	511	511	10	530	530	10	104%
Defiance	1	39,037	39,037	286	286	7	279	279	7	98%
Delaware	2	174,214	87,107	1,249	625	7	1,266	633	7	101%
Fayette	1	29,030	29,030	433	433	15	432	432	15	100%
Fulton	1	42,698	42,698	301	301	7	317	317	7	105%
Gallia	1	30,934	30,934	360	360	12	358	358	12	99%
Geauga	2	93,389	46,695	549	275	6	560	280	6	102%
Guernsey	1	40,087	40,087	485	485	12	479	479	12	99%
Hancock	2	74,782	37,391	741	371	10	771	386	10	104%
Hardin	1	32,058	32,058	229	229	7	232	232	7	101%
Harrison	1	15,864	15,864	212	212	13	211	211	13	100%
Highland	1	43,589	43,589	348	348	8	337	337	8	97%
Hocking	1	29,380	29,380	231	231	8	203	203	7	88%
Holmes	1	42,366	42,366	156	156	4	153	153	4	98%
Huron	1	59,626	59,626	674	674	11	692	692	12	103%
Jackson	1	33,225	33,225	300	300	9	316	316	10	105%
Jefferson	2	69,709	34,855	444	222	6	464	232	7	105%
Knox	1	60,921	60,921	655	655	11	676	676	11	103%

Courts of Common Pleas – Domestic Relations Division
Overall Caseloads
2013

County	Judges	-----Population-----		New Filings, Transfers, -----and Reactivations-----			-----Terminations-----			Clearance Rate
		Total	Per Judge	Total	Per Judge	Per 1,000 Population	Total	Per Judge	Per 1,000 Population	
Lawrence	2	62,450	31,225	682	341	11	721	361	12	106%
Madison	1	43,435	43,435	257	257	6	244	244	6	95%
Meigs	1	23,770	23,770	286	286	12	241	241	10	84%
Mercer	1	40,814	40,814	334	334	8	342	342	8	102%
Miami	2	102,506	51,253	1,102	551	11	1,079	540	11	98%
Monroe	1	14,642	14,642	122	122	8	127	127	9	104%
Ottawa	1	41,428	41,428	227	227	5	248	248	6	109%
Paulding	1	19,614	19,614	140	140	7	146	146	7	104%
Perry	1	36,058	36,058	304	304	8	353	353	10	116%
Pickaway	1	55,698	55,698	372	372	7	340	340	6	91%
Pike	1	28,709	28,709	419	419	15	409	409	14	98%
Preble	1	42,270	42,270	350	350	8	374	374	9	107%
Putnam	1	34,499	34,499	143	143	4	176	176	5	123%
Ross	2	78,064	39,032	636	318	8	648	324	8	102%
Sandusky	2	60,944	30,472	521	261	9	722	361	12	139%
Seneca	2	56,745	28,373	430	215	8	430	215	8	100%
Shelby	1	49,423	49,423	342	342	7	362	362	7	106%
Tuscarawas	2	92,582	46,291	938	469	10	969	485	10	103%
Union	1	52,300	52,300	333	333	6	321	321	6	96%
Van Wert	1	28,744	28,744	256	256	9	256	256	9	100%
Vinton	1	13,435	13,435	190	190	14	187	187	14	98%
Washington	2	61,778	30,889	1,012	506	16	1,006	503	16	99%
Wayne	2	114,520	57,260	587	294	5	564	282	5	96%
Williams	1	37,642	37,642	263	263	7	285	285	8	108%
Wood	3	125,488	41,829	1,120	373	9	1,166	389	9	104%
The judges of the following counties also have juvenile jurisdiction										
Clark	1	138,333	138,333	1,977	1,977	14	2,021	2,021	15	102%
Franklin	5	1,163,414	232,683	12,994	2,599	11	13,018	2,604	11	100%
Henry	1	28,215	28,215	167	167	6	169	169	6	101%
Lorain	3	301,356	100,452	2,561	854	8	2,685	895	9	105%
Stark	3	375,586	125,195	5,392	1,797	14	5,490	1,830	15	102%
Trumbull	2	210,312	105,156	1,659	830	8	1,695	848	8	102%
The judges of the following counties also have probate and juvenile jurisdiction										
Auglaize	1	45,949	45,949	293	293	6	293	293	6	100%
Champaign	2	40,097	20,049	588	294	15	590	295	15	100%
Logan	2	45,858	22,929	773	387	17	760	380	17	98%
Marion	2	66,501	33,251	693	347	10	726	363	11	105%
The judges of the following counties also have general, probate, and juvenile jurisdiction										
Adams	1	28,550	28,550	328	328	11	323	323	11	98%
Morgan	1	15,054	15,054	244	244	16	236	236	16	97%
Morrow	2	34,827	17,414	156	78	4	176	88	5	113%
Noble	1	14,645	14,645	98	98	7	122	122	8	124%
Wyandot	1	22,615	22,615	145	145	6	149	149	7	103%
The judges of the following county also have general and probate jurisdiction										
Erie	3	77,079	25,693	732	244	9	708	236	9	97%
Statewide	133	11,536,504	86,741	122,042	918	11	123,795	931	11	101%

All population data from 2010 U.S. Census.

Courts of Common Pleas – Domestic Relations Division
Overall Terminations
2013

County	Uncontested Judge	Uncontested Magistrate	Trial by Judge	Trial by Magistrate	Voluntary Dismissal	Mediation/Conciliation	Bankruptcy Stay/ Interlocutory Appeal	Transferred Out	Private Judge	Unavailability of Party	Other Terminations	Total Terminations
The judges of the following counties have domestic relations jurisdiction exclusively												
Allen	268	282	29	84	145	0	0	4	0	12	528	1,352
Butler	1,148	18	275	2,104	869	2	15	9	0	616	1,945	7,001
Clermont	2	390	293	1,585	327	60	0	0	0	45	67	2,769
Cuyahoga	2,703	636	402	2,043	959	242	30	475	1	207	459	8,157
Fairfield	1,005	767	215	222	359	8	10	17	18	175	815	3,611
Greene	246	467	47	169	181	13	4	1	0	15	36	1,179
Hamilton	1,618	396	832	1,751	526	56	21	14	0	335	547	6,096
Lake	317	1	8	612	116	125	29	0	0	0	646	1,854
Licking	444	550	57	1,163	502	92	11	62	11	112	32	3,036
Lucas	976	425	346	1,393	188	86	31	0	0	18	743	4,206
Mahoning	237	416	211	882	47	17	2	3	0	2	240	2,057
Medina	487	544	514	1,540	274	144	40	51	0	215	42	3,851
Montgomery	1,297	1,346	153	838	635	28	21	409	0	49	616	5,392
Muskingum	1,339	400	59	320	405	9	4	8	0	37	54	2,635
Portage	274	78	133	248	80	0	0	1	0	1	914	1,729
Richland	452	1,956	20	233	341	0	1	0	0	333	590	3,926
Scioto	365	35	42	245	40	36	6	2	0	44	50	865
Summit	929	1,074	11	1,806	190	2	16	17	1	31	1,368	5,445
Warren	594	70	87	1,124	134	0	14	3	0	194	493	2,713
The judges of the following counties also have general jurisdiction												
Ashland	239	191	0	47	50	4	4	2	0	0	12	549
Ashtabula	90	403	14	18	53	15	4	4	0	8	185	794
Athens	3	83	19	279	52	7	1	17	0	1	93	555
Belmont	1	434	1	17	114	9	0	3	0	41	100	720
Brown	25	196	10	184	110	0	3	0	0	25	118	671
Carroll	142	0	18	0	27	0	0	8	0	0	7	202
Clinton	1	100	27	180	100	0	0	0	0	0	84	492
Columbiana	2	1,159	22	499	41	29	4	4	0	3	78	1,841
Coshocton	43	94	21	16	33	2	1	5	0	2	300	517
Crawford	9	188	1	65	53	47	1	0	0	10	53	427
Darke	66	216	11	78	140	0	0	0	0	3	16	530
Defiance	115	40	6	74	36	0	0	0	0	0	8	279
Delaware	14	439	5	256	142	28	9	36	78	28	231	1,266
Fayette	125	141	25	102	23	0	0	0	0	3	13	432
Fulton	60	74	34	76	32	3	0	1	0	0	37	317
Gallia	45	78	2	117	35	3	1	17	0	12	48	358
Geauga	37	297	1	53	102	12	8	10	0	5	35	560
Guernsey	2	180	5	139	33	14	0	1	0	11	94	479
Hancock	7	368	0	132	150	7	5	0	0	23	79	771
Hardin	1	89	3	19	39	2	2	12	0	3	62	232
Harrison	95	1	92	1	11	0	1	0	0	3	7	211
Highland	14	86	3	161	43	0	1	0	0	13	16	337
Hocking	141	3	0	25	1	0	0	0	0	0	33	203
Holmes	28	0	81	0	18	0	0	0	0	1	25	153
Huron	10	94	5	227	41	0	4	1	1	12	297	692
Jackson	10	34	26	138	37	0	0	2	41	1	27	316
Jefferson	192	2	72	39	78	0	1	11	0	10	59	464
Knox	0	249	14	79	31	1	1	0	0	1	300	676

Courts of Common Pleas – Domestic Relations Division
Overall Terminations
2013

County	Uncontested Judge	Uncontested Magistrate	Trial by Judge	Trial by Magistrate	Voluntary Dismissal	Mediation/Conciliation	Bankruptcy Stay/ Interlocutory Appeal	Transferred Out	Private Judge	Unavailability of Party	Other Terminations	Total Terminations
Lawrence	274	255	1	11	39	0	0	3	0	0	138	721
Madison	59	32	7	87	52	3	0	3	0	0	1	244
Meigs	76	129	1	1	11	0	0	2	0	5	16	241
Mercer	0	81	0	129	13	0	2	0	0	10	107	342
Miami	117	257	0	124	196	13	2	5	0	10	355	1,079
Monroe	85	0	2	0	20	0	0	1	0	0	19	127
Ottawa	0	50	1	0	10	2	0	0	0	1	184	248
Paulding	84	1	0	0	21	0	0	0	0	0	40	146
Perry	71	40	2	102	35	2	1	0	0	5	95	353
Pickaway	0	191	0	99	13	0	4	7	0	14	12	340
Pike	362	0	0	0	35	0	1	4	0	1	6	409
Preble	0	119	2	70	25	6	1	0	0	1	150	374
Putnam	114	0	0	7	19	0	0	1	1	0	34	176
Ross	272	27	52	92	43	6	1	18	0	9	128	648
Sandusky	124	1	114	0	79	0	1	17	0	15	371	722
Seneca	0	267	0	71	40	6	3	1	0	22	20	430
Shelby	0	176	0	114	61	0	0	1	0	6	4	362
Tuscarawas	134	159	56	320	54	161	2	4	0	11	68	969
Union	82	0	132	9	63	0	3	19	0	0	13	321
Van Wert	0	228	0	0	15	2	1	0	0	10	0	256
Vinton	72	0	81	0	27	1	0	0	0	5	1	187
Washington	101	665	20	48	60	4	0	38	0	23	47	1,006
Wayne	1	305	0	120	29	0	0	3	0	2	104	564
Williams	15	230	4	1	29	1	1	1	0	1	2	285
Wood	55	650	1	176	113	34	1	4	0	15	117	1,166
The judges of the following counties also have juvenile jurisdiction												
Clark	381	39	242	874	137	7	10	0	0	58	273	2,021
Franklin	5,799	436	449	211	1,001	1	10	113	986	383	3,629	13,018
Henry	136	13	2	0	17	0	0	0	0	0	1	169
Lorain	933	25	2	2	138	9	15	63	0	27	1,471	2,685
Stark	205	892	252	514	144	8	11	1	1	0	3,462	5,490
Trumbull	692	89	10	399	194	6	6	7	0	3	289	1,695
The judges of the following counties also have probate and juvenile jurisdiction												
Auglaize	152	0	76	0	49	1	0	3	0	4	8	293
Champaign	263	101	53	6	70	10	0	70	0	0	17	590
Logan	77	173	129	126	104	4	0	55	0	3	89	760
Marion	473	10	87	35	71	14	1	6	0	3	26	726
The judges of the following counties also have general, probate, and juvenile jurisdiction												
Adams	1	130	3	61	46	0	0	2	0	25	55	323
Morgan	38	1	105	0	27	0	0	4	0	8	53	236
Morrow	2	70	1	70	8	0	0	1	5	0	19	176
Noble	27	0	58	0	17	0	0	0	0	1	19	122
Wyandot	54	42	23	8	15	2	1	0	0	2	2	149
The judges of the following county also have general and probate jurisdiction												
Erie	170	231	0	19	81	1	6	37	0	45	118	708
Statewide	27,719	21,205	6,220	25,289	11,164	1,407	390	1,704	1,144	3,388	24,165	123,795

Courts of Common Pleas – Domestic Relations Division
Marriage Terminations with Children Overall Caseloads
2013

County	Cases Pending January 1	New Filings	Reactivations and Transfers	Total Cases	Total Terminations	Clearance Rate	Cases Pending December 31	Cases Pending Beyond Time Guidelines
Adams	29	33	2	64	45	129%	19	0
Allen	42	126	1	169	123	97%	46	0
Ashland	31	41	4	76	47	104%	29	0
Ashtabula	130	108	22	260	169	130%	91	8
Athens	77	98	9	184	104	97%	80	6
Auglaize	26	45	2	73	47	100%	26	0
Belmont	60	74	2	136	76	100%	60	2
Brown	40	71	11	122	87	106%	35	0
Butler	191	355	33	579	369	95%	210	0
Carroll	23	34	1	58	42	120%	16	0
Champaign	18	63	21	102	81	96%	21	0
Clark	99	127	9	235	172	126%	63	2
Clermont	150	213	30	393	246	101%	147	1
Clinton	46	57	0	103	70	123%	33	2
Columbiana	104	145	15	264	181	113%	83	4
Coshocton	24	36	2	62	45	118%	17	1
Crawford	32	50	22	104	70	97%	34	1
Cuyahoga	687	1,152	330	2,169	1,538	104%	631	13
Darke	41	48	3	92	67	131%	25	0
Defiance	42	53	0	95	49	92%	46	6
Delaware	135	171	30	336	212	105%	124	5
Erie	78	103	21	202	126	102%	76	7
Fairfield	161	199	24	384	204	91%	180	20
Fayette	22	45	2	69	43	91%	26	0
Franklin	779	1,340	356	2,475	1,765	104%	710	53
Fulton	28	61	5	94	61	92%	33	1
Gallia	30	36	4	70	47	118%	23	3
Geauga	77	72	13	162	92	108%	70	5
Greene	153	161	12	326	209	121%	117	4
Guernsey	29	62	6	97	74	109%	23	0
Hamilton	476	594	43	1,113	685	108%	428	18
Hancock	65	89	25	179	128	112%	51	1
Hardin	25	23	13	61	42	117%	19	1
Harrison	12	21	1	34	19	86%	15	0
Henry	35	27	0	62	36	133%	26	2
Highland	23	77	2	102	76	96%	26	0
Hocking	34	48	1	83	40	82%	43	6
Holmes	8	23	0	31	24	104%	7	0
Huron	41	71	10	122	70	86%	52	3
Jackson	21	40	2	63	36	86%	27	0
Jefferson	39	68	4	111	80	111%	31	1
Knox	60	65	8	133	85	116%	48	0
Lake	196	251	75	522	312	96%	210	6
Lawrence	78	130	5	213	145	107%	68	2

Courts of Common Pleas – Domestic Relations Division
Marriage Terminations with Children Overall Caseloads
2013

County	Cases Pending January 1	New Filings	Reactivations and Transfers	Total Cases	Total Terminations	Clearance Rate	Cases Pending December 31	Cases Pending Beyond Time Guidelines
Licking	152	216	82	450	320	107%	130	2
Logan	56	70	3	129	70	96%	59	4
Lorain	258	310	35	603	392	114%	211	2
Lucas	430	534	39	1,003	688	120%	315	14
Madison	11	44	12	67	33	59%	34	1
Mahoning	95	226	17	338	232	95%	106	0
Marion	61	85	24	170	120	110%	50	1
Medina	162	173	60	395	260	112%	135	0
Meigs	15	33	6	54	34	87%	20	0
Mercer	14	35	8	57	46	107%	11	0
Miami	60	104	6	170	119	108%	51	0
Monroe	13	13	0	26	16	123%	10	1
Montgomery	468	612	124	1,204	789	107%	415	39
Morgan	9	25	2	36	17	63%	19	0
Morrow	38	37	6	81	51	119%	30	1
Muskingum	42	97	2	141	101	102%	40	0
Noble	11	10	0	21	10	100%	11	3
Ottawa	34	45	3	82	47	98%	35	1
Paulding	31	27	2	60	32	110%	28	8
Perry	43	46	9	98	77	140%	21	0
Pickaway	52	89	4	145	87	94%	58	0
Pike	33	57	3	93	57	95%	36	2
Portage	115	153	7	275	177	111%	98	6
Preble	51	51	0	102	69	135%	33	3
Putnam	37	18	22	77	60	150%	17	1
Richland	77	152	19	248	152	89%	96	1
Ross	70	89	9	168	107	109%	61	0
Sandusky	58	80	5	143	84	99%	59	3
Scioto	89	137	16	242	174	114%	68	2
Seneca	33	46	3	82	57	116%	25	0
Shelby	44	66	3	113	79	114%	34	1
Stark	253	418	25	696	438	99%	258	2
Summit	439	477	5	921	528	110%	393	13
Trumbull	154	207	24	385	244	106%	141	6
Tuscarawas	45	82	76	203	180	114%	23	0
Union	25	55	4	84	49	83%	35	0
Van Wert	12	27	1	40	29	104%	11	0
Vinton	13	25	0	38	24	96%	14	0
Warren	190	244	25	459	303	113%	156	2
Washington	59	92	90	241	187	103%	54	0
Wayne	84	119	23	226	134	94%	92	2
Williams	26	39	0	65	40	103%	25	0
Wood	82	116	15	213	145	111%	68	3
Wyandot	12	17	3	32	22	110%	10	0
Statewide	8,553	12,304	2,003	22,860	15,119	106%	7,741	308

Courts of Common Pleas – Domestic Relations Division
Marriage Terminations with Children Terminations
2013

County	Uncontested Judge	Uncontested Magistrate	Trial by Judge	Trial by Magistrate	Voluntary Dismissal	Mediation/Conciliation	Bankruptcy Stay/Interlocutory Appeal	Transferred Out	Private Judge	Unavailability of Party	Other Terminations	Total Terminations
Adams	0	28	0	6	6	0	0	0	0	0	5	45
Allen	91	0	12	0	12	0	0	3	0	0	5	123
Ashland	0	32	0	4	4	2	3	0	0	0	2	47
Ashtabula	33	91	2	7	13	10	2	2	0	2	7	169
Athens	0	3	1	60	12	6	0	7	0	0	15	104
Auglaize	27	0	13	0	5	0	0	2	0	0	0	47
Belmont	0	50	0	12	6	0	0	1	0	0	7	76
Brown	0	45	0	18	8	0	3	0	0	1	12	87
Butler	279	0	0	0	27	1	4	7	0	1	50	369
Carroll	31	0	5	0	5	0	0	1	0	0	0	42
Champaign	43	1	6	0	10	6	0	11	0	0	4	81
Clark	55	7	5	77	13	4	3	0	0	0	8	172
Clermont	0	1	120	92	12	18	0	0	0	0	3	246
Clinton	0	0	1	54	11	0	0	0	0	0	4	70
Columbiana	1	164	0	1	8	2	1	0	0	0	4	181
Coshocton	0	20	0	2	3	0	1	1	0	0	18	45
Crawford	0	33	0	6	1	28	1	0	0	0	1	70
Cuyahoga	469	153	157	240	123	102	21	147	0	13	113	1,538
Darke	1	57	0	2	6	0	0	0	0	0	1	67
Defiance	14	17	0	10	7	0	0	0	0	0	1	49
Delaware	3	102	1	42	19	11	4	10	11	3	6	212
Erie	42	42	0	4	6	0	4	10	0	0	18	126
Fairfield	83	40	5	26	25	5	4	1	2	0	13	204
Fayette	2	23	0	13	4	0	0	0	0	0	1	43
Franklin	1,331	4	39	1	159	0	2	12	89	27	101	1,765
Fulton	6	7	14	24	7	0	0	0	0	0	3	61
Gallia	1	16	0	19	4	0	1	4	0	0	2	47
Geauga	10	44	0	7	16	7	6	1	0	1	0	92
Greene	51	98	7	9	19	9	0	1	0	6	9	209
Guernsey	0	41	1	8	6	11	0	1	0	0	6	74
Hamilton	337	0	234	0	72	25	10	6	0	1	0	685
Hancock	1	73	0	25	12	1	3	0	0	0	13	128
Hardin	0	12	2	14	1	0	2	6	0	0	5	42
Harrison	0	0	15	0	1	0	1	0	0	0	2	19
Henry	30	3	1	0	2	0	0	0	0	0	0	36
Highland	3	2	0	61	5	0	0	0	0	4	1	76
Hocking	28	1	0	6	1	0	0	0	0	0	4	40
Holmes	1	0	15	0	5	0	0	0	0	0	3	24
Huron	0	6	1	47	8	0	3	0	0	0	5	70
Jackson	0	0	5	20	6	0	0	0	1	1	3	36
Jefferson	27	1	9	21	12	0	0	5	0	0	5	80
Knox	0	49	0	13	6	1	1	0	0	0	15	85
Lake	4	0	0	169	11	47	16	0	0	0	65	312
Lawrence	88	10	0	4	18	0	0	2	0	0	23	145

Courts of Common Pleas – Domestic Relations Division
Marriage Terminations with Children Terminations
2013

County	Uncontested Judge	Uncontested Magistrate	Trial by Judge	Trial by Magistrate	Voluntary Dismissal	Mediation/Conciliation	Bankruptcy Stay/Interlocutory Appeal	Transferred Out	Private Judge	Unavailability of Party	Other Terminations	Total Terminations
Licking	106	35	26	37	37	40	4	34	1	0	0	320
Logan	1	13	2	43	6	2	0	1	0	0	2	70
Lorain	284	6	1	0	45	2	8	13	0	2	31	392
Lucas	203	17	217	51	55	34	16	0	0	0	95	688
Madison	3	8	0	17	4	1	0	0	0	0	0	33
Mahoning	0	1	111	83	19	13	0	1	0	0	4	232
Marion	95	1	4	1	9	5	1	1	0	1	2	120
Medina	3	3	96	64	26	26	16	19	0	6	1	260
Meigs	8	13	0	0	4	0	0	0	0	1	8	34
Mercer	0	0	0	34	4	0	1	0	0	0	7	46
Miami	0	86	0	8	9	3	2	1	0	0	10	119
Monroe	12	0	1	0	3	0	0	0	0	0	0	16
Montgomery	398	120	42	17	72	18	6	79	0	12	25	789
Morgan	1	0	11	0	4	0	0	1	0	0	0	17
Morrow	0	9	0	33	0	0	0	1	1	0	7	51
Muskingum	73	3	5	4	13	0	2	0	0	0	1	101
Noble	2	0	8	0	0	0	0	0	0	0	0	10
Ottawa	0	0	1	0	1	2	0	0	0	0	43	47
Paulding	23	0	0	0	9	0	0	0	0	0	0	32
Perry	2	20	0	15	5	0	0	0	0	0	35	77
Pickaway	0	49	0	27	3	0	3	1	0	1	3	87
Pike	48	0	0	0	8	0	0	0	0	0	1	57
Portage	42	41	25	36	21	0	0	0	0	0	12	177
Preble	0	25	1	29	10	3	0	0	0	0	1	69
Putnam	36	0	0	0	8	0	0	1	0	0	15	60
Richland	73	54	1	1	9	0	0	0	0	0	14	152
Ross	43	13	7	12	12	0	0	3	0	0	17	107
Sandusky	7	0	59	0	9	0	0	2	0	3	4	84
Scioto	122	1	16	2	2	8	4	0	0	2	17	174
Seneca	0	46	0	6	2	1	0	0	0	0	2	57
Shelby	0	24	0	40	14	0	0	0	0	0	1	79
Stark	105	154	42	58	31	1	6	1	0	0	40	438
Summit	236	170	4	8	46	0	10	0	0	4	50	528
Trumbull	176	15	4	1	18	4	3	2	0	0	21	244
Tuscarawas	0	36	12	46	6	70	0	3	0	2	5	180
Union	2	0	39	1	0	0	2	3	0	0	2	49
Van Wert	0	24	0	0	5	0	0	0	0	0	0	29
Vinton	0	0	19	0	5	0	0	0	0	0	0	24
Warren	127	29	63	37	30	0	8	1	0	0	8	303
Washington	21	121	5	9	12	0	0	8	0	1	10	187
Wayne	0	60	0	50	13	0	0	1	0	0	10	134
Williams	1	34	0	0	4	0	0	0	0	0	1	40
Wood	1	79	0	31	15	12	1	0	0	0	6	145
Wyandot	12	4	4	0	2	0	0	0	0	0	0	22
Statewide	5,358	2,590	1,497	1,925	1,327	541	189	418	105	95	1,074	15,119

Courts of Common Pleas – Domestic Relations Division
Marriage Terminations without Children Overall Caseloads
2013

County	Cases Pending January 1	New Filings	Reactivations and Transfers	Total Cases	Total Terminations	Clearance Rate	Cases Pending December 31	Cases Pending Beyond Time Guidelines
Adams	19	34	1	54	30	86%	24	1
Allen	38	103	1	142	107	103%	35	0
Ashland	15	33	1	49	27	79%	22	1
Ashtabula	87	109	10	206	125	105%	81	17
Athens	62	82	3	147	94	111%	53	14
Auglaize	11	32	1	44	30	91%	14	1
Belmont	41	78	1	120	82	104%	38	1
Brown	28	46	5	79	55	108%	24	0
Butler	155	366	52	573	424	101%	149	1
Carroll	10	35	1	46	32	89%	14	0
Champaign	13	33	10	56	48	112%	8	1
Clark	87	150	9	246	152	96%	94	9
Clermont	94	188	4	286	204	106%	82	2
Clinton	17	38	0	55	37	97%	18	4
Columbiana	68	127	7	202	147	110%	55	3
Coshocton	16	45	0	61	43	96%	18	0
Crawford	19	49	5	73	49	91%	24	2
Cuyahoga	617	1,624	215	2,456	1,839	100%	617	12
Darke	13	42	1	56	39	91%	17	0
Defiance	15	45	0	60	41	91%	19	1
Delaware	49	107	7	163	102	89%	61	4
Erie	51	99	6	156	102	97%	54	10
Fairfield	78	130	15	223	146	101%	77	9
Fayette	16	45	1	62	44	96%	18	0
Franklin	600	1,731	296	2,627	2,215	109%	412	51
Fulton	15	31	1	47	33	103%	14	2
Gallia	19	41	5	65	44	96%	21	0
Geauga	46	66	6	118	80	111%	38	2
Greene	90	155	6	251	175	109%	76	4
Guernsey	18	55	0	73	53	96%	20	0
Hamilton	339	891	22	1,252	929	102%	323	4
Hancock	35	78	15	128	95	102%	33	1
Hardin	14	18	5	37	27	117%	10	1
Harrison	10	13	0	23	15	115%	8	2
Henry	20	13	0	33	20	154%	13	2
Highland	11	34	1	46	33	94%	13	0
Hocking	21	22	3	46	25	100%	21	6
Holmes	7	16	0	23	16	100%	7	0
Huron	33	49	2	84	59	116%	25	1
Jackson	22	46	0	68	51	111%	17	1
Jefferson	48	82	4	134	106	123%	28	2
Knox	35	67	5	107	78	108%	29	2
Lake	92	203	26	321	194	85%	127	2
Lawrence	48	106	2	156	110	102%	46	4

Courts of Common Pleas – Domestic Relations Division
Marriage Terminations without Children Overall Caseloads
2013

County	Cases Pending January 1	New Filings	Reactivations and Transfers	Total Cases	Total Terminations	Clearance Rate	Cases Pending December 31	Cases Pending Beyond Time Guidelines
Licking	92	185	20	297	212	103%	85	2
Logan	28	33	2	63	46	131%	17	4
Lorain	164	293	25	482	334	105%	148	0
Lucas	301	643	18	962	642	97%	320	16
Madison	11	32	1	44	30	91%	14	0
Mahoning	98	208	14	320	233	105%	87	0
Marion	35	88	8	131	92	96%	39	1
Medina	62	130	27	219	147	94%	72	0
Meigs	18	20	0	38	25	125%	13	1
Mercer	13	30	0	43	37	123%	6	0
Miami	40	110	2	152	105	94%	47	0
Monroe	6	18	0	24	16	89%	8	0
Montgomery	334	683	83	1,100	789	103%	311	41
Morgan	11	14	3	28	19	112%	9	3
Morrow	31	35	0	66	44	126%	22	6
Muskingum	43	158	2	203	160	100%	43	0
Noble	11	11	0	22	11	100%	11	2
Ottawa	27	48	0	75	52	108%	23	1
Paulding	16	24	0	40	26	108%	14	2
Perry	16	33	3	52	44	122%	8	1
Pickaway	30	80	6	116	76	88%	40	0
Pike	21	49	0	70	49	100%	21	2
Portage	85	122	8	215	145	112%	70	8
Preble	24	61	3	88	54	84%	34	5
Putnam	8	19	3	30	20	91%	10	0
Richland	56	138	9	203	145	99%	58	1
Ross	42	111	7	160	114	97%	46	0
Sandusky	26	48	6	80	56	104%	24	2
Scioto	64	148	12	224	172	108%	52	3
Seneca	13	52	5	70	54	95%	16	0
Shelby	20	39	1	60	49	123%	11	0
Stark	179	331	11	521	351	103%	170	4
Summit	320	524	4	848	544	103%	304	11
Trumbull	122	221	13	356	234	100%	122	7
Tuscarawas	19	105	81	205	179	96%	26	0
Union	12	40	0	52	36	90%	16	0
Van Wert	12	31	0	43	30	97%	13	0
Vinton	8	25	0	33	20	80%	13	0
Warren	88	195	7	290	210	104%	80	2
Washington	31	62	14	107	86	113%	21	1
Wayne	51	86	5	142	93	102%	49	3
Williams	25	43	0	68	45	105%	23	3
Wood	66	123	14	203	138	101%	65	4
Wyandot	2	12	2	16	11	79%	5	0
Statewide	5,823	12,818	1,174	19,815	14,332	102%	5,483	316

Courts of Common Pleas – Domestic Relations Division
Marriage Terminations without Children Terminations
2013

County	Uncontested Judge	Uncontested Magistrate	Trial by Judge	Trial by Magistrate	Voluntary Dismissal	Mediation/ Conciliation	Bankruptcy Stay/ Interlocutory Appeal	Transferred Out	Private Judge	Unavailability of Party	Other Terminations	Total Terminations
Adams	0	22	0	5	2	0	0	0	0	0	1	30
Allen	89	0	6	0	8	0	0	1	0	0	3	107
Ashland	0	18	0	2	4	1	1	0	0	0	1	27
Ashtabula	22	76	2	3	10	5	2	0	0	0	5	125
Athens	2	1	2	64	9	0	1	3	0	1	11	94
Auglaize	16	0	9	0	4	1	0	0	0	0	0	30
Belmont	0	62	1	5	6	1	0	0	0	1	6	82
Brown	9	18	0	11	6	0	0	0	0	0	11	55
Butler	321	0	0	0	25	1	0	1	0	1	75	424
Carroll	24	0	3	0	3	0	0	1	0	0	1	32
Champaign	25	0	4	0	6	4	0	8	0	0	1	48
Clark	78	3	36	6	15	2	3	0	0	0	9	152
Clermont	0	1	108	81	12	2	0	0	0	0	0	204
Clinton	0	1	0	32	3	0	0	0	0	0	1	37
Columbiana	1	133	0	3	5	0	1	1	0	0	3	147
Coshocton	0	32	1	2	4	0	0	0	0	0	4	43
Crawford	0	41	0	0	2	6	0	0	0	0	0	49
Cuyahoga	990	93	119	119	182	3	3	148	0	20	162	1,839
Darke	0	35	0	0	4	0	0	0	0	0	0	39
Defiance	21	10	0	4	6	0	0	0	0	0	0	41
Delaware	1	50	0	19	16	3	1	2	7	1	2	102
Erie	44	40	0	2	6	1	1	4	0	0	4	102
Fairfield	86	18	4	6	14	3	0	2	2	0	11	146
Fayette	0	19	1	19	3	0	0	0	0	0	2	44
Franklin	1,823	7	10	2	100	0	4	25	160	31	53	2,215
Fulton	6	4	3	16	2	0	0	1	0	0	1	33
Gallia	15	11	0	8	4	0	0	5	0	0	1	44
Geauga	6	46	1	10	11	2	1	0	0	1	2	80
Greene	38	98	7	5	19	4	2	0	0	0	2	175
Guernsey	0	33	1	6	7	1	0	0	0	0	5	53
Hamilton	698	0	139	0	69	11	5	2	0	0	5	929
Hancock	0	42	0	30	9	4	2	0	0	0	8	95
Hardin	1	13	1	4	3	2	0	3	0	0	0	27
Harrison	0	0	14	0	1	0	0	0	0	0	0	15
Henry	17	1	0	0	2	0	0	0	0	0	0	20
Highland	2	0	0	23	5	0	0	0	0	2	1	33
Hocking	19	0	0	3	0	0	0	0	0	0	3	25
Holmes	2	0	11	0	2	0	0	0	0	0	1	16
Huron	1	10	0	41	6	0	0	0	0	0	1	59
Jackson	1	1	6	32	8	0	0	0	1	0	2	51
Jefferson	63	0	19	1	12	0	0	3	0	4	4	106
Knox	0	43	0	27	3	0	0	0	0	0	5	78
Lake	2	0	0	126	7	12	3	0	0	0	44	194
Lawrence	71	8	1	4	10	0	0	1	0	0	15	110

Courts of Common Pleas – Domestic Relations Division
Marriage Terminations without Children Terminations
2013

County	Uncontested Judge	Uncontested Magistrate	Trial by Judge	Trial by Magistrate	Voluntary Dismissal	Mediation/Conciliation	Bankruptcy Stay/Interlocutory Appeal	Transferred Out	Private Judge	Unavailability of Party	Other Terminations	Total Terminations
Licking	59	40	13	46	24	8	4	14	2	0	2	212
Logan	6	4	13	12	5	2	0	0	0	0	4	46
Lorain	245	6	0	1	42	6	6	10	0	1	17	334
Lucas	335	16	127	25	56	14	6	0	0	1	62	642
Madison	8	9	0	9	2	1	0	1	0	0	0	30
Mahoning	34	4	92	74	12	4	1	2	0	2	8	233
Marion	72	0	10	0	7	1	0	1	0	0	1	92
Medina	1	0	38	53	22	7	6	17	0	2	1	147
Meigs	18	3	0	0	2	0	0	0	0	1	1	25
Mercer	0	5	0	30	0	0	0	0	0	0	2	37
Miami	0	84	0	5	8	2	0	1	0	0	5	105
Monroe	13	0	1	0	1	0	0	0	0	0	1	16
Montgomery	443	148	28	16	51	9	9	56	0	6	23	789
Morgan	7	0	9	0	1	0	0	0	0	0	2	19
Morrow	0	20	0	20	1	0	0	0	0	0	3	44
Muskingum	121	2	2	8	21	0	2	3	0	0	1	160
Noble	0	0	9	0	1	0	0	0	0	0	1	11
Ottawa	0	2	0	0	3	0	0	0	0	0	47	52
Paulding	23	1	0	0	2	0	0	0	0	0	0	26
Perry	6	17	0	11	4	1	0	0	0	0	5	44
Pickaway	0	47	0	12	7	0	1	2	0	4	3	76
Pike	41	0	0	0	5	0	1	2	0	0	0	49
Portage	64	32	16	7	14	0	0	0	0	0	12	145
Preble	0	30	0	15	4	3	1	0	0	0	1	54
Putnam	17	0	0	0	1	0	0	0	0	0	2	20
Richland	98	27	0	0	12	0	0	0	0	0	8	145
Ross	73	8	3	2	7	2	0	5	0	1	13	114
Sandusky	4	0	45	0	1	0	0	3	0	1	2	56
Scioto	142	0	5	0	5	6	1	2	0	0	11	172
Seneca	0	32	0	9	3	2	3	1	0	2	2	54
Shelby	0	15	0	30	4	0	0	0	0	0	0	49
Stark	85	156	24	33	28	0	1	0	0	0	24	351
Summit	236	209	0	6	43	1	4	0	0	2	43	544
Trumbull	168	17	3	0	17	0	3	2	0	2	22	234
Tuscarawas	1	20	6	57	14	77	0	1	0	0	3	179
Union	3	0	25	1	4	0	1	2	0	0	0	36
Van Wert	0	26	0	0	0	2	1	0	0	1	0	30
Vinton	0	0	13	0	5	1	0	0	0	1	0	20
Warren	118	33	16	18	18	0	2	0	0	0	5	210
Washington	5	61	2	4	5	0	0	4	0	1	4	86
Wayne	0	48	0	29	9	0	0	1	0	0	6	93
Williams	0	37	1	0	6	1	0	0	0	0	0	45
Wood	1	91	0	22	12	7	0	4	0	0	1	138
Wyandot	3	4	1	1	0	2	0	0	0	0	0	11
Statewide	6,944	2,244	1,011	1,277	1,124	228	83	345	172	90	814	14,332

Courts of Common Pleas – Domestic Relations Division
Marriage Dissolutions with Children Overall Caseloads
2013

County	Cases Pending January 1	New Filings	Reactivations and Transfers	Total Cases	Total Terminations	Clearance Rate	Cases Pending December 31	Cases Pending Beyond Time Guidelines
Adams	1	20	1	22	18	86%	4	0
Allen	8	77	0	85	78	101%	7	0
Ashland	9	39	1	49	42	105%	7	0
Ashtabula	19	56	0	75	67	120%	8	2
Athens	1	25	0	26	25	100%	1	0
Auglaize	1	20	0	21	19	95%	2	0
Belmont	4	65	1	70	63	95%	7	0
Brown	7	39	0	46	45	115%	1	0
Butler	31	228	15	274	244	100%	30	0
Carroll	0	26	0	26	24	92%	2	0
Champaign	6	45	9	60	59	109%	1	0
Clark	9	120	1	130	126	104%	4	0
Clermont	15	180	1	196	179	99%	17	1
Clinton	2	38	0	40	32	84%	8	0
Columbiana	16	85	4	105	92	103%	13	0
Coshocton	3	33	14	50	47	100%	3	0
Crawford	3	37	0	40	37	100%	3	1
Cuyahoga	88	599	26	713	637	102%	76	1
Darke	5	59	0	64	55	93%	9	0
Defiance	4	30	0	34	31	103%	3	0
Delaware	11	116	2	129	121	103%	8	0
Erie	3	16	1	20	18	106%	2	0
Fairfield	17	98	10	125	111	103%	14	0
Fayette	4	29	0	33	31	107%	2	0
Franklin	47	622	221	890	841	100%	49	3
Fulton	7	32	0	39	34	106%	5	0
Gallia	3	28	0	31	22	79%	9	2
Geauga	5	60	2	67	55	89%	12	0
Greene	10	83	0	93	78	94%	15	1
Guernsey	0	33	0	33	28	85%	5	0
Hamilton	46	345	0	391	353	102%	38	0
Hancock	9	54	1	64	57	104%	7	0
Hardin	5	34	3	42	37	100%	5	0
Harrison	4	10	0	14	13	130%	1	0
Henry	3	20	0	23	17	85%	6	0
Highland	4	43	1	48	45	102%	3	0
Hocking	4	25	2	31	26	96%	5	3
Holmes	2	22	0	24	19	86%	5	0
Huron	5	56	2	63	58	100%	5	0
Jackson	2	43	3	48	43	93%	5	4
Jefferson	2	36	1	39	34	92%	5	0
Knox	7	49	2	58	51	100%	7	0
Lake	23	144	2	169	147	101%	22	0
Lawrence	5	36	0	41	34	94%	7	0

Courts of Common Pleas – Domestic Relations Division
Marriage Dissolutions with Children Overall Caseloads
2013

County	Cases Pending January 1	New Filings	Reactivations and Transfers	Total Cases	Total Terminations	Clearance Rate	Cases Pending December 31	Cases Pending Beyond Time Guidelines
Licking	25	131	2	158	141	106%	17	0
Logan	6	35	0	41	36	103%	5	1
Lorain	21	209	4	234	203	95%	31	0
Lucas	31	223	1	255	221	99%	34	0
Madison	7	22	0	29	28	127%	1	0
Mahoning	17	90	0	107	101	112%	6	0
Marion	10	39	8	57	52	111%	5	0
Medina	29	163	3	195	172	104%	23	0
Meigs	2	17	5	24	21	95%	3	1
Mercer	4	23	2	29	27	108%	2	0
Miami	9	79	0	88	76	96%	12	0
Monroe	3	8	0	11	10	125%	1	0
Montgomery	45	269	15	329	291	102%	38	0
Morgan	2	20	1	23	20	95%	3	1
Morrow	6	27	2	35	28	97%	7	4
Muskingum	12	74	2	88	77	101%	11	0
Noble	7	10	0	17	14	140%	3	0
Ottawa	2	18	0	20	16	89%	4	0
Paulding	6	14	0	20	15	107%	5	2
Perry	6	33	0	39	36	109%	3	0
Pickaway	5	49	2	56	47	92%	9	0
Pike	2	15	0	17	14	93%	3	1
Portage	7	74	5	86	76	96%	10	0
Preble	3	29	0	32	30	103%	2	0
Putnam	6	25	10	41	36	103%	5	2
Richland	5	74	0	79	70	95%	9	1
Ross	7	66	0	73	67	102%	6	0
Sandusky	13	52	1	66	63	119%	3	1
Scioto	7	33	0	40	37	112%	3	1
Seneca	8	34	0	42	31	91%	11	0
Shelby	6	45	0	51	48	107%	3	0
Stark	28	268	5	301	283	104%	18	0
Summit	45	318	0	363	319	100%	44	0
Trumbull	17	159	2	178	162	101%	16	0
Tuscarawas	8	78	0	86	77	99%	9	0
Union	7	32	0	39	38	119%	1	0
Van Wert	4	27	0	31	29	107%	2	0
Vinton	1	25	0	26	23	92%	3	0
Warren	24	178	5	207	171	93%	36	2
Washington	8	48	20	76	63	93%	13	0
Wayne	19	88	10	117	102	104%	15	1
Williams	7	35	1	43	38	106%	5	0
Wood	12	103	1	116	97	93%	19	0
Wyandot	1	20	0	21	21	105%	0	0
Statewide	960	7,234	433	8,627	7,720	101%	907	36

Courts of Common Pleas – Domestic Relations Division
Marriage Dissolutions with Children Terminations
2013

County	Uncontested Judge	Uncontested Magistrate	Trial by Judge	Trial by Magistrate	Voluntary Dismissal	Mediation/Conciliation	Bankruptcy Stay/Interlocutory Appeal	Transferred Out	Private Judge	Unavailability of Party	Other Terminations	Total Terminations
Adams	1	15	0	0	1	0	0	0	0	0	1	18
Allen	5	62	0	0	5	0	0	0	0	0	6	78
Ashland	0	39	0	0	1	1	0	0	0	0	1	42
Ashtabula	1	60	0	0	3	0	0	0	0	1	2	67
Athens	0	23	0	1	0	0	0	0	0	0	1	25
Auglaize	13	0	5	0	1	0	0	0	0	0	0	19
Belmont	1	61	0	0	0	0	0	0	0	0	1	63
Brown	1	40	0	0	1	0	0	0	0	0	3	45
Butler	234	0	0	0	3	0	0	0	0	0	7	244
Carroll	21	0	0	0	1	0	0	1	0	0	1	24
Champaign	46	0	0	0	2	0	0	11	0	0	0	59
Clark	92	25	2	1	3	0	0	0	0	0	3	126
Clermont	2	164	2	9	2	0	0	0	0	0	0	179
Clinton	0	29	0	0	1	0	0	0	0	0	2	32
Columbiana	0	89	0	0	1	0	0	1	0	0	1	92
Coshocton	0	39	0	0	2	0	0	0	0	0	6	47
Crawford	0	37	0	0	0	0	0	0	0	0	0	37
Cuyahoga	486	87	0	0	19	0	0	16	0	0	29	637
Darke	0	53	0	0	1	0	0	0	0	0	1	55
Defiance	30	0	0	0	1	0	0	0	0	0	0	31
Delaware	0	47	0	22	0	0	1	4	45	0	2	121
Erie	8	7	0	0	0	0	0	0	0	0	3	18
Fairfield	80	2	1	0	3	0	1	0	9	0	15	111
Fayette	1	28	0	0	1	0	0	0	0	0	1	31
Franklin	450	1	2	0	8	0	0	0	349	3	28	841
Fulton	10	21	0	0	2	0	0	0	0	0	1	34
Gallia	0	20	0	0	0	0	0	1	0	0	1	22
Geauga	1	50	0	0	1	0	0	0	0	0	3	55
Greene	20	53	0	0	5	0	0	0	0	0	0	78
Guernsey	1	25	0	0	0	0	0	0	0	0	2	28
Hamilton	216	132	0	0	3	0	0	0	0	0	2	353
Hancock	1	46	0	0	0	0	0	0	0	0	10	57
Hardin	0	33	0	0	0	0	0	0	0	0	4	37
Harrison	12	0	0	0	0	0	0	0	0	0	1	13
Henry	15	1	0	0	1	0	0	0	0	0	0	17
Highland	4	36	1	2	0	0	0	0	0	0	2	45
Hocking	21	0	0	2	0	0	0	0	0	0	3	26
Holmes	1	0	14	0	0	0	0	0	0	0	4	19
Huron	2	48	0	2	0	0	0	0	0	0	6	58
Jackson	3	16	5	7	1	0	0	0	11	0	0	43
Jefferson	32	1	0	0	1	0	0	0	0	0	0	34
Knox	0	38	0	0	2	0	0	0	0	0	11	51
Lake	122	0	0	0	4	0	2	0	0	0	19	147
Lawrence	30	0	0	0	1	0	0	0	0	0	3	34

Courts of Common Pleas – Domestic Relations Division
Marriage Dissolutions with Children Terminations
2013

County	Uncontested Judge	Uncontested Magistrate	Trial by Judge	Trial by Magistrate	Voluntary Dismissal	Mediation/Conciliation	Bankruptcy Stay/Interlocutory Appeal	Transferred Out	Private Judge	Unavailability of Party	Other Terminations	Total Terminations
Licking	65	50	0	10	10	0	0	3	1	0	2	141
Logan	1	30	0	2	2	0	0	0	0	0	1	36
Lorain	174	6	0	0	7	0	0	3	0	0	13	203
Lucas	194	12	0	1	8	0	0	0	0	0	6	221
Madison	20	3	0	0	3	1	0	1	0	0	0	28
Mahoning	93	4	0	0	1	0	0	0	0	0	3	101
Marion	50	0	0	0	0	0	0	0	0	0	2	52
Medina	137	0	21	0	7	2	0	0	0	0	5	172
Meigs	11	5	1	0	1	0	0	0	0	0	3	21
Mercer	0	21	0	0	0	0	0	0	0	0	6	27
Miami	0	73	0	0	0	0	0	0	0	0	3	76
Monroe	10	0	0	0	0	0	0	0	0	0	0	10
Montgomery	193	72	0	0	8	0	1	15	0	0	2	291
Morgan	15	0	0	0	3	0	0	0	0	0	2	20
Morrow	1	20	0	2	1	0	0	0	1	0	3	28
Muskingum	73	3	0	0	1	0	0	0	0	0	0	77
Noble	8	0	3	0	1	0	0	0	0	0	2	14
Ottawa	0	13	0	0	0	0	0	0	0	0	3	16
Paulding	15	0	0	0	0	0	0	0	0	0	0	15
Perry	28	2	0	0	1	0	0	0	0	0	5	36
Pickaway	0	39	0	1	2	0	0	2	0	0	3	47
Pike	14	0	0	0	0	0	0	0	0	0	0	14
Portage	66	2	0	0	0	0	0	0	0	0	8	76
Preble	0	30	0	0	0	0	0	0	0	0	0	30
Putnam	27	0	0	0	4	0	0	0	0	0	5	36
Richland	47	11	0	0	4	0	0	0	0	0	8	70
Ross	62	0	1	0	1	0	0	1	0	0	2	67
Sandusky	51	1	5	0	4	0	0	1	0	0	1	63
Scioto	34	0	0	0	0	0	0	0	0	0	3	37
Seneca	0	31	0	0	0	0	0	0	0	0	0	31
Shelby	0	40	0	1	5	0	0	0	0	0	2	48
Stark	5	245	0	0	1	0	0	0	0	0	32	283
Summit	151	143	0	0	4	0	0	0	0	0	21	319
Trumbull	134	19	0	0	4	0	0	1	0	0	4	162
Tuscarawas	29	43	0	0	2	0	0	0	0	0	3	77
Union	30	0	3	2	0	0	0	3	0	0	0	38
Van Wert	0	28	0	0	0	0	0	0	0	1	0	29
Vinton	21	0	0	0	2	0	0	0	0	0	0	23
Warren	159	4	0	0	1	0	0	0	0	0	7	171
Washington	7	55	0	0	1	0	0	0	0	0	0	63
Wayne	0	89	0	2	0	0	0	0	0	0	11	102
Williams	0	38	0	0	0	0	0	0	0	0	0	38
Wood	1	90	0	0	1	0	0	0	0	0	5	97
Wyandot	10	10	0	0	0	0	0	0	0	0	1	21
Statewide	3,899	2,660	66	67	171	4	5	64	416	5	363	7,720

Courts of Common Pleas – Domestic Relations Division
Marriage Dissolutions without Children Overall Caseloads
2013

County	Cases Pending January 1	New Filings	Reactivations and Transfers	Total Cases	Total Terminations	Clearance Rate	Cases Pending December 31	Cases Pending Beyond Time Guidelines
Adams	2	23	0	25	24	104%	1	0
Allen	5	81	0	86	75	93%	11	0
Ashland	7	52	0	59	51	98%	8	0
Ashtabula	16	87	1	104	91	103%	13	4
Athens	6	65	1	72	64	97%	8	0
Auglaize	3	39	0	42	38	97%	4	0
Belmont	13	68	0	81	71	104%	10	0
Brown	3	40	0	43	36	90%	7	0
Butler	41	283	29	353	315	101%	38	0
Carroll	4	25	0	29	28	112%	1	0
Champaign	6	67	10	83	79	103%	4	0
Clark	19	164	2	185	165	99%	20	0
Clermont	22	236	0	258	237	100%	21	1
Clinton	10	56	0	66	61	109%	5	1
Columbiana	13	98	1	112	103	104%	9	1
Coshocton	4	45	2	51	47	100%	4	0
Crawford	6	50	0	56	49	98%	7	1
Cuyahoga	72	797	49	918	829	98%	89	0
Darke	4	66	0	70	67	102%	3	0
Defiance	4	38	0	42	41	108%	1	0
Delaware	19	115	1	135	127	109%	8	0
Erie	4	29	1	34	30	100%	4	1
Fairfield	19	119	6	144	130	104%	14	0
Fayette	2	42	0	44	41	98%	3	0
Franklin	61	955	252	1,268	1,203	100%	65	2
Fulton	5	36	0	41	37	103%	4	0
Gallia	5	27	0	32	32	119%	0	0
Geauga	10	66	0	76	75	114%	1	0
Greene	7	114	0	121	109	96%	12	0
Guernsey	3	54	0	57	52	96%	5	0
Hamilton	75	572	1	648	596	104%	52	0
Hancock	13	88	6	107	98	104%	9	0
Hardin	0	34	0	34	31	91%	3	0
Harrison	1	9	0	10	9	100%	1	0
Henry	2	23	0	25	21	91%	4	0
Highland	3	60	0	63	58	97%	5	0
Hocking	6	52	5	63	52	91%	11	7
Holmes	4	34	0	38	32	94%	6	0
Huron	2	41	0	43	38	93%	5	0
Jackson	4	77	3	84	73	91%	11	2
Jefferson	15	64	1	80	69	106%	11	0
Knox	7	56	1	64	60	105%	4	0
Lake	40	202	3	245	209	102%	36	0
Lawrence	7	63	3	73	66	100%	7	0

Courts of Common Pleas – Domestic Relations Division
Marriage Dissolutions without Children Overall Caseloads
2013

County	Cases Pending January 1	New Filings	Reactivations and Transfers	Total Cases	Total Terminations	Clearance Rate	Cases Pending December 31	Cases Pending Beyond Time Guidelines
Licking	14	198	2	214	180	90%	34	0
Logan	4	53	0	57	47	89%	10	0
Lorain	35	228	3	266	233	101%	33	0
Lucas	58	249	0	307	272	109%	35	0
Madison	5	27	1	33	32	114%	1	0
Mahoning	9	128	0	137	123	96%	14	0
Marion	10	81	2	93	86	104%	7	0
Medina	35	187	0	222	200	107%	22	0
Meigs	9	34	0	43	40	118%	3	0
Mercer	3	37	0	40	37	100%	3	0
Miami	8	125	0	133	120	96%	13	0
Monroe	3	22	0	25	23	105%	2	0
Montgomery	41	407	6	454	412	100%	42	0
Morgan	2	16	0	18	17	106%	1	0
Morrow	4	22	0	26	22	100%	4	1
Muskingum	10	87	0	97	87	100%	10	0
Noble	7	19	0	26	21	111%	5	0
Ottawa	2	46	1	49	40	85%	9	0
Paulding	3	22	1	26	23	100%	3	0
Perry	6	43	0	49	41	95%	8	0
Pickaway	3	66	0	69	58	88%	11	0
Pike	5	45	0	50	46	102%	4	0
Portage	15	97	7	119	110	106%	9	0
Preble	4	32	0	36	34	106%	2	0
Putnam	6	14	0	20	17	121%	3	0
Richland	15	109	0	124	115	106%	9	1
Ross	3	107	3	113	100	91%	13	0
Sandusky	7	60	0	67	62	103%	5	0
Scioto	8	68	0	76	60	88%	16	1
Seneca	6	53	1	60	52	96%	8	0
Shelby	3	51	0	54	50	98%	4	0
Stark	29	367	1	397	371	101%	26	0
Summit	58	468	0	526	482	103%	44	0
Trumbull	18	259	1	278	259	100%	19	0
Tuscarawas	7	124	1	132	112	90%	20	0
Union	4	49	0	53	50	102%	3	0
Van Wert	1	32	0	33	28	88%	5	0
Vinton	6	22	0	28	27	123%	1	0
Warren	24	191	2	217	200	104%	17	0
Washington	4	66	3	73	68	99%	5	0
Wayne	13	111	4	128	109	95%	19	0
Williams	6	32	1	39	37	112%	2	0
Wood	13	106	0	119	109	103%	10	0
Wyandot	4	26	0	30	26	100%	4	0
Statewide	1,104	9,898	418	11,420	10,357	100%	1,063	23

Courts of Common Pleas – Domestic Relations Division
Marriage Dissolutions without Children Terminations
2013

County	Uncontested Judge	Uncontested Magistrate	Trial by Judge	Trial by Magistrate	Voluntary Dismissal	Mediation/Conciliation	Bankruptcy Stay/Interlocutory Appeal	Transferred Out	Private Judge	Unavailability of Party	Other Terminations	Total Terminations
Adams	0	22	0	2	0	0	0	0	0	0	0	24
Allen	69	2	0	0	0	0	0	0	0	0	4	75
Ashland	0	51	0	0	0	0	0	0	0	0	0	51
Ashtabula	1	76	0	2	5	0	0	1	0	0	6	91
Athens	1	55	0	3	3	0	0	0	0	0	2	64
Auglaize	24	0	13	0	1	0	0	0	0	0	0	38
Belmont	0	67	0	0	2	0	0	0	0	0	2	71
Brown	1	33	0	0	0	0	0	0	0	0	2	36
Butler	304	0	0	0	4	0	0	0	0	0	7	315
Carroll	27	0	0	0	0	0	0	0	0	0	1	28
Champaign	69	0	0	0	0	0	0	10	0	0	0	79
Clark	155	3	3	0	2	0	0	0	0	0	2	165
Clermont	0	224	1	7	3	0	0	0	0	0	2	237
Clinton	0	59	0	0	1	0	0	0	0	0	1	61
Columbiana	0	99	0	1	1	0	0	1	0	0	1	103
Coshocton	43	2	0	0	0	0	0	0	0	0	2	47
Crawford	0	49	0	0	0	0	0	0	0	0	0	49
Cuyahoga	646	92	0	0	19	0	0	31	1	0	40	829
Darke	0	65	0	0	2	0	0	0	0	0	0	67
Defiance	39	0	0	0	2	0	0	0	0	0	0	41
Delaware	1	81	0	21	4	0	0	2	15	1	2	127
Erie	19	9	0	0	0	0	0	0	0	0	2	30
Fairfield	110	5	1	0	3	0	0	0	4	0	7	130
Fayette	2	36	0	0	3	0	0	0	0	0	0	41
Franklin	764	0	7	0	14	0	2	3	385	11	17	1,203
Fulton	10	25	0	0	2	0	0	0	0	0	0	37
Gallia	28	2	0	0	2	0	0	0	0	0	0	32
Geauga	6	62	0	0	4	0	0	0	0	0	3	75
Greene	32	74	0	0	3	0	0	0	0	0	0	109
Guernsey	0	47	0	1	1	0	0	0	0	0	3	52
Hamilton	365	211	0	0	11	0	0	1	0	0	8	596
Hancock	0	87	0	0	3	0	0	0	0	0	8	98
Hardin	0	30	0	0	0	0	0	0	0	0	1	31
Harrison	9	0	0	0	0	0	0	0	0	0	0	9
Henry	17	3	0	0	1	0	0	0	0	0	0	21
Highland	5	47	0	2	3	0	0	0	0	0	1	58
Hocking	45	1	0	0	0	0	0	0	0	0	6	52
Holmes	2	0	26	0	2	0	0	0	0	1	1	32
Huron	7	27	0	1	2	0	0	0	0	0	1	38
Jackson	6	15	5	11	1	0	0	0	28	0	7	73
Jefferson	67	0	0	0	1	0	0	0	0	0	1	69
Knox	0	56	0	0	0	0	0	0	0	0	4	60
Lake	189	0	0	0	2	1	5	0	0	0	12	209
Lawrence	61	0	0	0	1	0	0	0	0	0	4	66

Courts of Common Pleas – Domestic Relations Division
Marriage Dissolutions without Children Terminations
2013

County	Uncontested Judge	Uncontested Magistrate	Trial by Judge	Trial by Magistrate	Voluntary Dismissal	Mediation/Conciliation	Bankruptcy Stay/Interlocutory Appeal	Transferred Out	Private Judge	Unavailability of Party	Other Terminations	Total Terminations
Licking	53	88	1	15	8	0	0	4	7	0	4	180
Logan	24	21	0	0	1	0	0	0	0	0	1	47
Lorain	217	1	0	0	3	0	0	4	0	0	8	233
Lucas	242	16	0	1	9	0	0	0	0	0	4	272
Madison	23	8	0	0	0	0	0	1	0	0	0	32
Mahoning	110	8	0	0	1	0	0	0	0	0	4	123
Marion	74	0	2	0	1	2	0	1	0	0	6	86
Medina	157	1	23	0	11	0	0	0	0	0	8	200
Meigs	30	7	0	0	2	0	0	0	0	0	1	40
Mercer	0	31	0	0	3	0	0	0	0	0	3	37
Miami	117	0	0	0	0	0	0	0	0	0	3	120
Monroe	22	0	0	0	1	0	0	0	0	0	0	23
Montgomery	263	129	1	0	11	1	1	4	0	0	2	412
Morgan	13	1	2	0	1	0	0	0	0	0	0	17
Morrow	1	17	0	0	0	0	0	0	3	0	1	22
Muskingum	83	1	0	0	3	0	0	0	0	0	0	87
Noble	17	0	3	0	1	0	0	0	0	0	0	21
Ottawa	0	34	0	0	0	0	0	0	0	0	6	40
Paulding	21	0	0	0	2	0	0	0	0	0	0	23
Perry	35	0	0	0	1	0	0	0	0	0	5	41
Pickaway	0	55	0	0	1	0	0	2	0	0	0	58
Pike	42	0	0	0	4	0	0	0	0	0	0	46
Portage	95	1	0	0	3	0	0	0	0	0	11	110
Preble	0	33	0	0	1	0	0	0	0	0	0	34
Putnam	16	0	0	1	0	0	0	0	0	0	0	17
Richland	88	16	0	0	2	0	0	0	0	0	9	115
Ross	90	1	2	0	0	0	0	2	0	0	5	100
Sandusky	53	0	5	0	3	0	0	1	0	0	0	62
Scioto	54	0	0	1	0	0	0	0	0	0	5	60
Seneca	0	49	0	0	1	0	0	0	0	1	1	52
Shelby	0	48	0	0	1	0	0	0	0	0	1	50
Stark	9	336	0	0	5	0	0	0	1	0	20	371
Summit	242	221	0	0	4	0	0	0	0	0	15	482
Trumbull	212	37	0	0	5	0	0	0	0	0	5	259
Tuscarawas	101	1	0	1	4	2	0	0	0	0	3	112
Union	44	0	2	0	1	0	0	3	0	0	0	50
Van Wert	0	28	0	0	0	0	0	0	0	0	0	28
Vinton	27	0	0	0	0	0	0	0	0	0	0	27
Warren	188	4	0	0	3	0	0	0	0	1	4	200
Washington	4	61	0	1	0	0	0	0	0	1	1	68
Wayne	1	99	0	3	2	0	0	0	0	1	3	109
Williams	0	37	0	0	0	0	0	0	0	0	0	37
Wood	1	103	0	0	1	0	0	0	0	0	4	109
Wyandot	14	11	0	0	0	0	0	0	0	0	1	26
Statewide	5,907	3,221	97	74	208	6	8	71	444	17	304	10,357

Courts of Common Pleas – Domestic Relations Division
Change of Custody Overall Caseloads
2013

County	Cases Pending January 1	New Filings	Reactivations and Transfers	Total Cases	Total Terminations	Clearance Rate	Cases Pending December 31	Cases Pending Beyond Time Guidelines
Adams	1	0	9	10	5	56%	5	0
Allen	31	3	79	113	88	107%	25	1
Ashland	11	1	29	41	26	87%	15	2
Ashtabula	28	0	65	93	58	89%	35	12
Athens	27	0	30	57	38	127%	19	5
Auglaize	10	0	29	39	29	100%	10	0
Belmont	7	0	28	35	21	75%	14	4
Brown	24	0	40	64	46	115%	18	1
Butler	133	0	611	744	628	103%	116	0
Carroll	6	0	10	16	13	130%	3	0
Champaign	14	0	48	62	45	94%	17	1
Clark	45	0	53	98	68	128%	30	7
Clermont	20	1	96	117	82	85%	35	3
Clinton	11	0	26	37	17	65%	20	2
Columbiana	14	1	27	42	26	93%	16	3
Coshocton	6	0	25	31	27	108%	4	0
Crawford	14	0	26	40	27	104%	13	2
Cuyahoga	143	0	582	725	598	103%	127	4
Darke	15	34	0	49	39	115%	10	0
Defiance	16	0	16	32	18	113%	14	0
Delaware	25	0	65	90	65	100%	25	4
Erie	15	0	38	53	35	92%	18	2
Fairfield	155	101	227	483	308	94%	175	39
Fayette	7	0	25	32	21	84%	11	0
Franklin	347	0	938	1,285	894	95%	391	42
Fulton	31	0	33	64	51	155%	13	2
Gallia	3	0	16	19	14	88%	5	1
Geauga	0	0	0	0	0	-	0	0
Greene	30	5	40	75	48	107%	27	2
Guernsey	2	0	28	30	25	89%	5	0
Hamilton	87	0	246	333	236	96%	97	7
Hancock	23	0	38	61	36	95%	25	6
Hardin	2	0	9	11	7	78%	4	1
Harrison	3	1	13	17	11	79%	6	0
Henry	1	0	1	2	1	100%	1	0
Highland	10	0	26	36	27	104%	9	0
Hocking	4	0	3	7	3	100%	4	1
Holmes	6	5	0	11	9	180%	2	0
Huron	12	0	24	36	26	108%	10	2
Jackson	10	0	11	21	15	136%	6	1
Jefferson	3	0	21	24	17	81%	7	1
Knox	18	0	28	46	40	143%	6	1
Lake	19	0	85	104	80	94%	24	3
Lawrence	20	0	49	69	54	110%	15	0

Courts of Common Pleas – Domestic Relations Division
Change of Custody Overall Caseloads
2013

County	Cases Pending January 1	New Filings	Reactivations and Transfers	Total Cases	Total Terminations	Clearance Rate	Cases Pending December 31	Cases Pending Beyond Time Guidelines
Licking	98	12	292	402	247	81%	155	22
Logan	21	0	39	60	25	64%	35	9
Lorain	54	0	134	188	147	110%	41	1
Lucas	119	0	256	375	280	109%	95	3
Madison	2	4	1	7	7	140%	0	0
Mahoning	28	0	93	121	98	105%	23	0
Marion	21	0	55	76	56	102%	20	2
Medina	43	2	109	154	107	96%	47	6
Meigs	5	2	1	8	6	200%	2	1
Mercer	8	0	22	30	21	95%	9	1
Miami	25	0	107	132	100	93%	32	0
Monroe	7	0	7	14	10	143%	4	1
Montgomery	117	23	192	332	232	108%	100	9
Morgan	3	0	8	11	7	88%	4	1
Morrow	0	0	0	0	0	-	0	0
Muskingum	93	153	70	316	259	116%	57	1
Noble	7	0	16	23	16	100%	7	0
Ottawa	14	4	0	18	14	350%	4	0
Paulding	6	0	5	11	9	180%	2	0
Perry	11	0	18	29	24	133%	5	0
Pickaway	0	0	0	0	0	-	0	0
Pike	14	0	20	34	24	120%	10	1
Portage	31	0	77	108	81	105%	27	6
Preble	6	0	18	24	20	111%	4	0
Putnam	1	0	0	1	1	-	0	0
Richland	89	53	125	267	202	113%	65	9
Ross	25	3	42	70	43	96%	27	2
Sandusky	37	2	27	66	46	159%	20	8
Scioto	8	1	41	50	38	90%	12	2
Seneca	7	0	28	35	24	86%	11	0
Shelby	13	0	26	39	24	92%	15	2
Stark	83	31	231	345	260	99%	85	7
Summit	118	3	169	290	188	109%	102	14
Trumbull	70	1	115	186	133	115%	53	16
Tuscarawas	30	0	75	105	83	111%	22	3
Union	4	0	17	21	15	88%	6	0
Van Wert	3	0	24	27	19	79%	8	0
Vinton	2	1	4	7	7	140%	0	0
Warren	34	0	73	107	80	110%	27	2
Washington	11	16	23	50	42	108%	8	0
Wayne	0	0	20	20	14	70%	6	0
Williams	14	0	19	33	21	111%	12	3
Wood	12	0	42	54	34	81%	20	3
Wyandot	6	0	12	18	13	108%	5	0
Statewide	2,709	463	6,446	9,618	6,999	101%	2,619	297

Courts of Common Pleas – Domestic Relations Division
Change of Custody Terminations
2013

County	Uncontested Judge	Uncontested Magistrate	Trial by Judge	Trial by Magistrate	Voluntary Dismissal	Mediation/Conciliation	Bankruptcy Stay/Interlocutory Appeal	Transferred Out	Private Judge	Unavailability of Party	Other Terminations	Total Terminations
Adams	0	0	0	3	0	0	0	0	0	0	2	5
Allen	1	56	0	14	9	0	0	0	0	1	7	88
Ashland	0	18	0	3	4	0	0	0	0	0	1	26
Ashtabula	6	10	4	0	3	0	0	0	0	1	34	58
Athens	0	0	0	19	4	0	0	0	0	0	15	38
Auglaize	19	0	8	0	0	0	0	0	0	0	2	29
Belmont	0	14	0	0	3	0	0	0	0	0	4	21
Brown	1	14	1	16	4	0	0	0	0	0	10	46
Butler	0	0	9	357	95	0	0	0	0	31	136	628
Carroll	8	0	2	0	1	0	0	1	0	0	1	13
Champaign	32	0	8	0	2	0	0	1	0	0	2	45
Clark	0	0	54	6	5	0	0	0	0	0	3	68
Clermont	0	0	0	64	3	15	0	0	0	0	0	82
Clinton	0	2	0	10	1	0	0	0	0	0	4	17
Columbiana	0	25	0	1	0	0	0	0	0	0	0	26
Coshocton	0	0	1	2	1	1	0	3	0	0	19	27
Crawford	1	15	0	0	1	6	0	0	0	0	4	27
Cuyahoga	0	0	66	392	47	84	1	3	0	0	5	598
Darke	25	0	0	10	4	0	0	0	0	0	0	39
Defiance	0	5	2	5	4	0	0	0	0	0	2	18
Delaware	3	27	0	12	4	12	1	1	0	2	3	65
Erie	13	17	0	2	1	0	0	1	0	0	1	35
Fairfield	67	83	13	73	22	0	1	9	1	1	38	308
Fayette	2	14	0	4	1	0	0	0	0	0	0	21
Franklin	165	156	0	31	46	0	0	2	0	13	481	894
Fulton	11	5	8	20	4	1	0	0	0	0	2	51
Gallia	0	2	0	7	2	0	0	1	0	0	2	14
Geauga	0	0	0	0	0	0	0	0	0	0	0	0
Greene	18	16	2	5	4	0	0	0	0	0	3	48
Guernsey	0	9	0	12	0	1	0	0	0	0	3	25
Hamilton	1	1	39	76	25	0	0	0	0	2	92	236
Hancock	0	17	0	9	6	2	0	0	0	0	2	36
Hardin	0	0	0	0	1	0	0	0	0	0	6	7
Harrison	0	0	11	0	0	0	0	0	0	0	0	11
Henry	1	0	0	0	0	0	0	0	0	0	0	1
Highland	0	0	0	23	3	0	0	0	0	1	0	27
Hocking	3	0	0	0	0	0	0	0	0	0	0	3
Holmes	4	0	3	0	0	0	0	0	0	0	2	9
Huron	0	1	0	23	2	0	0	0	0	0	0	26
Jackson	0	0	0	13	0	0	0	1	0	0	1	15
Jefferson	2	0	3	8	1	0	1	2	0	0	0	17
Knox	0	23	1	4	6	0	0	0	0	0	6	40
Lake	0	0	2	10	3	24	0	0	0	0	41	80
Lawrence	6	37	0	1	1	0	0	0	0	0	9	54

Courts of Common Pleas – Domestic Relations Division
Change of Custody Terminations
2013

County	Uncontested Judge	Uncontested Magistrate	Trial by Judge	Trial by Magistrate	Voluntary Dismissal	Mediation/Conciliation	Bankruptcy Stay/Interlocutory Appeal	Transferred Out	Private Judge	Unavailability of Party	Other Terminations	Total Terminations
Licking	16	73	1	87	35	30	0	0	0	3	2	247
Logan	2	14	1	6	2	0	0	0	0	0	0	25
Lorain	6	2	1	0	13	0	0	6	0	7	112	147
Lucas	0	90	0	82	1	31	1	0	0	4	71	280
Madison	0	0	0	3	4	0	0	0	0	0	0	7
Mahoning	0	16	0	82	0	0	0	0	0	0	0	98
Marion	40	0	7	1	3	0	0	1	0	2	2	56
Medina	0	13	3	59	11	14	2	2	0	2	1	107
Meigs	0	4	0	1	0	0	0	1	0	0	0	6
Mercer	0	8	0	8	2	0	0	0	0	0	3	21
Miami	0	2	0	16	10	5	0	1	0	4	62	100
Monroe	7	0	0	0	1	0	0	0	0	0	2	10
Montgomery	0	149	1	57	19	0	0	0	0	0	6	232
Morgan	0	0	1	0	0	0	0	2	0	0	4	7
Morrow	0	0	0	0	0	0	0	0	0	0	0	0
Muskingum	150	3	25	21	46	6	0	2	0	0	6	259
Noble	0	0	8	0	2	0	0	0	0	0	6	16
Ottawa	0	0	0	0	0	0	0	0	0	0	14	14
Paulding	1	0	0	0	0	0	0	0	0	0	8	9
Perry	0	0	0	10	2	0	0	0	0	0	12	24
Pickaway	0	0	0	0	0	0	0	0	0	0	0	0
Pike	23	0	0	0	1	0	0	0	0	0	0	24
Portage	3	1	12	22	0	0	0	0	0	0	43	81
Preble	0	1	0	6	3	0	0	0	0	0	10	20
Putnam	0	0	0	0	0	0	0	0	0	0	1	1
Richland	69	78	4	14	28	0	0	0	0	1	8	202
Ross	1	0	3	13	4	2	0	2	0	1	17	43
Sandusky	0	0	0	0	3	0	0	4	0	1	38	46
Scioto	3	3	6	20	1	5	0	0	0	0	0	38
Seneca	0	12	0	11	1	0	0	0	0	0	0	24
Shelby	0	13	0	8	2	0	0	1	0	0	0	24
Stark	0	0	18	53	11	0	0	0	0	0	178	260
Summit	0	41	0	81	9	0	0	4	0	0	53	188
Trumbull	1	0	1	52	13	1	0	0	0	1	64	133
Tuscarawas	1	18	11	26	1	9	0	0	0	0	17	83
Union	1	0	11	0	1	0	0	1	0	0	1	15
Van Wert	0	19	0	0	0	0	0	0	0	0	0	19
Vinton	0	0	6	0	1	0	0	0	0	0	0	7
Warren	0	0	1	70	8	0	0	0	0	1	0	80
Washington	6	12	3	6	4	3	0	4	0	0	4	42
Wayne	0	4	0	9	0	0	0	0	0	1	0	14
Williams	1	18	1	0	0	0	0	0	0	1	0	21
Wood	2	20	0	4	2	4	0	0	0	0	2	34
Wyandot	6	2	3	0	2	0	0	0	0	0	0	13
Statewide	728	1,183	365	2,063	569	256	7	56	1	81	1,690	6,999

Courts of Common Pleas – Domestic Relations Division
Visitation Enforcement or Modification Overall Caseloads
2013

County	Cases Pending January 1	New Filings	Reactivations and Transfers	Total Cases	Total Terminations	Clearance Rate	Cases Pending December 31	Cases Pending Beyond Time Guidelines
Adams	2	0	4	6	3	75%	3	0
Allen	13	0	28	41	32	114%	9	2
Ashland	2	0	5	7	6	120%	1	0
Ashtabula	8	1	16	25	18	106%	7	1
Athens	7	0	18	25	15	83%	10	2
Auglaize	3	0	6	9	5	83%	4	0
Belmont	19	0	13	32	25	192%	7	2
Brown	8	0	19	27	19	100%	8	0
Butler	52	53	198	303	260	104%	43	0
Carroll	2	0	0	2	2	-	0	0
Champaign	2	0	5	7	5	100%	2	0
Clark	15	0	47	62	38	81%	24	5
Clermont	23	0	72	95	67	93%	28	2
Clinton	6	0	7	13	6	86%	7	0
Columbiana	11	1	13	25	13	93%	12	3
Coshocton	3	0	12	15	11	92%	4	1
Crawford	8	0	9	17	10	111%	7	1
Cuyahoga	63	0	166	229	188	113%	41	6
Darke	7	12	0	19	15	125%	4	0
Defiance	6	0	10	16	5	50%	11	0
Delaware	23	0	34	57	45	132%	12	4
Erie	10	0	16	26	12	75%	14	8
Fairfield	37	6	89	132	83	87%	49	4
Fayette	6	0	10	16	10	100%	6	1
Franklin	36	0	177	213	120	68%	93	7
Fulton	3	0	12	15	11	92%	4	1
Gallia	3	0	1	4	3	300%	1	0
Geauga	10	0	1	11	11	1100%	0	0
Greene	20	0	37	57	36	97%	21	3
Guernsey	3	1	29	33	28	93%	5	0
Hamilton	79	0	242	321	239	99%	82	6
Hancock	10	0	23	33	19	83%	14	5
Hardin	2	0	7	9	4	57%	5	0
Harrison	2	0	3	5	2	67%	3	1
Henry	9	0	15	24	16	107%	8	1
Highland	2	0	11	13	9	82%	4	0
Hocking	0	0	3	3	1	33%	2	0
Holmes	3	5	0	8	6	120%	2	2
Huron	5	0	8	13	11	138%	2	1
Jackson	7	0	3	10	8	267%	2	1
Jefferson	4	0	22	26	19	86%	7	1
Knox	5	0	7	12	8	114%	4	1
Lake	27	0	58	85	66	114%	19	0
Lawrence	5	0	8	13	10	125%	3	1

Courts of Common Pleas – Domestic Relations Division
Visitation Enforcement or Modification Overall Caseloads
2013

County	Cases Pending January 1	New Filings	Reactivations and Transfers	Total Cases	Total Terminations	Clearance Rate	Cases Pending December 31	Cases Pending Beyond Time Guidelines
Licking	49	2	116	167	112	95%	55	9
Logan	2	0	2	4	1	50%	3	1
Lorain	13	0	39	52	39	100%	13	0
Lucas	94	0	132	226	174	132%	52	6
Madison	1	0	0	1	1	-	0	0
Mahoning	20	0	50	70	51	102%	19	0
Marion	9	0	8	17	16	200%	1	0
Medina	71	4	139	214	148	103%	66	9
Meigs	1	0	1	2	2	200%	0	0
Mercer	4	0	5	9	5	100%	4	1
Miami	11	0	23	34	27	117%	7	0
Monroe	1	0	3	4	4	133%	0	0
Montgomery	67	3	132	202	139	103%	63	13
Morgan	0	0	9	9	9	100%	0	0
Morrow	0	0	0	0	0	-	0	0
Muskingum	26	31	49	106	76	95%	30	1
Noble	2	0	1	3	2	200%	1	0
Ottawa	2	0	0	2	2	-	0	0
Paulding	8	0	8	16	10	125%	6	4
Perry	2	0	10	12	7	70%	5	0
Pickaway	0	0	0	0	0	-	0	0
Pike	2	0	4	6	3	75%	3	0
Portage	17	0	36	53	36	100%	17	1
Preble	9	0	8	17	12	150%	5	2
Putnam	0	0	0	0	0	-	0	0
Richland	29	5	40	74	55	122%	19	2
Ross	8	0	7	15	11	157%	4	2
Sandusky	19	0	21	40	26	124%	14	7
Scioto	12	8	27	47	35	100%	12	3
Seneca	6	0	19	25	19	100%	6	0
Shelby	2	0	1	3	3	300%	0	0
Stark	80	0	193	273	211	109%	62	5
Summit	77	16	154	247	149	88%	98	10
Trumbull	32	1	38	71	42	108%	29	6
Tuscarawas	15	0	42	57	47	112%	10	2
Union	0	0	2	2	0	0%	2	0
Van Wert	4	0	6	10	9	150%	1	0
Vinton	0	0	1	1	1	100%	0	0
Warren	55	0	82	137	102	124%	35	3
Washington	11	0	52	63	54	104%	9	3
Wayne	0	0	8	8	7	88%	1	0
Williams	8	0	5	13	8	160%	5	2
Wood	18	1	24	43	34	136%	9	1
Wyandot	2	0	6	8	5	83%	3	1
Statewide	1,360	150	2,967	4,477	3,214	103%	1,263	167

Courts of Common Pleas – Domestic Relations Division
Visitation Enforcement or Modification Terminations
2013

County	Uncontested Judge	Uncontested Magistrate	Trial by Judge	Trial by Magistrate	Voluntary Dismissal	Mediation/Conciliation	Bankruptcy Stay/Interlocutory Appeal	Transferred Out	Private Judge	Unavailability of Party	Other Terminations	Total Terminations
Adams	0	1	0	1	0	0	0	0	0	0	1	3
Allen	0	21	0	3	7	0	0	0	0	0	1	32
Ashland	0	4	0	1	1	0	0	0	0	0	0	6
Ashtabula	1	5	0	0	3	0	0	0	0	1	8	18
Athens	0	0	0	7	3	0	0	0	0	0	5	15
Auglaize	2	0	2	0	1	0	0	0	0	0	0	5
Belmont	0	15	0	0	3	0	0	0	0	0	7	25
Brown	0	6	0	4	3	0	0	0	0	0	6	19
Butler	0	0	6	65	54	0	0	1	0	18	116	260
Carroll	1	0	1	0	0	0	0	0	0	0	0	2
Champaign	3	0	0	0	2	0	0	0	0	0	0	5
Clark	0	0	4	26	5	1	0	0	0	0	2	38
Clermont	0	0	4	51	5	7	0	0	0	0	0	67
Clinton	1	1	0	3	1	0	0	0	0	0	0	6
Columbiana	0	8	0	3	1	0	0	0	0	0	1	13
Coshocton	0	1	0	2	1	0	0	1	0	0	6	11
Crawford	0	6	0	1	1	1	0	0	0	0	1	10
Cuyahoga	0	0	8	125	23	27	0	1	0	0	4	188
Darke	9	0	0	5	1	0	0	0	0	0	0	15
Defiance	0	2	0	1	1	0	0	0	0	0	1	5
Delaware	0	17	0	17	2	1	0	4	0	0	4	45
Erie	3	4	0	2	1	0	0	0	0	0	2	12
Fairfield	2	33	4	21	12	0	0	3	0	0	8	83
Fayette	2	0	0	7	1	0	0	0	0	0	0	10
Franklin	2	13	1	5	15	0	0	0	0	4	80	120
Fulton	2	0	0	7	0	1	0	0	0	0	1	11
Gallia	0	2	0	1	0	0	0	0	0	0	0	3
Geauga	0	5	0	2	1	0	0	1	0	0	2	11
Greene	9	16	7	2	2	0	0	0	0	0	0	36
Guernsey	1	8	1	11	5	1	0	0	0	0	1	28
Hamilton	0	0	33	68	23	6	1	1	0	1	106	239
Hancock	0	11	0	3	3	0	0	0	0	0	2	19
Hardin	0	0	0	0	1	0	0	1	0	0	2	4
Harrison	0	0	1	0	0	0	0	0	0	0	1	2
Henry	16	0	0	0	0	0	0	0	0	0	0	16
Highland	0	0	0	6	1	0	0	0	0	1	1	9
Hocking	1	0	0	0	0	0	0	0	0	0	0	1
Holmes	2	0	2	0	0	0	0	0	0	0	2	6
Huron	0	0	1	9	1	0	0	0	0	0	0	11
Jackson	0	0	0	6	2	0	0	0	0	0	0	8
Jefferson	0	0	14	2	2	0	0	0	0	0	1	19
Knox	0	3	0	1	2	0	0	0	0	0	2	8
Lake	0	0	1	16	0	21	0	0	0	0	28	66
Lawrence	1	8	0	0	0	0	0	0	0	0	1	10

Courts of Common Pleas – Domestic Relations Division
Visitation Enforcement or Modification Terminations
2013

County	Uncontested Judge	Uncontested Magistrate	Trial by Judge	Trial by Magistrate	Voluntary Dismissal	Mediation/Conciliation	Bankruptcy Stay/Interlocutory Appeal	Transferred Out	Private Judge	Unavailability of Party	Other Terminations	Total Terminations
Licking	1	30	1	53	11	12	1	1	0	1	1	112
Logan	0	1	0	0	0	0	0	0	0	0	0	1
Lorain	0	0	0	0	3	0	0	1	0	0	35	39
Lucas	1	50	0	34	1	5	0	0	0	4	79	174
Madison	0	0	0	1	0	0	0	0	0	0	0	1
Mahoning	0	11	0	40	0	0	0	0	0	0	0	51
Marion	11	0	2	2	0	0	0	0	0	0	1	16
Medina	2	11	6	93	8	19	3	3	0	3	0	148
Meigs	1	0	0	0	0	0	0	1	0	0	0	2
Mercer	0	0	0	4	0	0	0	0	0	0	1	5
Miami	0	0	0	1	4	0	0	0	0	2	20	27
Monroe	3	0	0	0	0	0	0	0	0	0	1	4
Montgomery	0	75	1	46	10	0	0	1	0	0	6	139
Morgan	0	0	4	0	2	0	0	0	0	0	3	9
Morrow	0	0	0	0	0	0	0	0	0	0	0	0
Muskingum	33	1	10	9	18	2	0	3	0	0	0	76
Noble	0	0	1	0	0	0	0	0	0	0	1	2
Ottawa	0	0	0	0	0	0	0	0	0	0	2	2
Paulding	1	0	0	0	1	0	0	0	0	0	8	10
Perry	0	0	1	2	0	0	0	0	0	0	4	7
Pickaway	0	0	0	0	0	0	0	0	0	0	0	0
Pike	2	0	0	0	1	0	0	0	0	0	0	3
Portage	0	0	5	12	3	0	0	0	0	0	16	36
Preble	0	0	0	6	1	0	0	0	0	0	5	12
Putnam	0	0	0	0	0	0	0	0	0	0	0	0
Richland	21	17	3	3	8	0	0	0	0	0	3	55
Ross	0	0	2	6	1	0	0	0	0	0	2	11
Sandusky	0	0	0	0	5	0	0	1	0	1	19	26
Scioto	4	3	0	17	2	8	0	0	0	0	1	35
Seneca	0	7	0	9	2	0	0	0	0	0	1	19
Shelby	0	2	0	1	0	0	0	0	0	0	0	3
Stark	0	0	29	56	10	0	0	0	0	0	116	211
Summit	1	28	1	70	4	0	0	1	0	0	44	149
Trumbull	0	0	1	21	5	0	0	0	0	0	15	42
Tuscarawas	0	17	5	15	0	3	0	0	0	0	7	47
Union	0	0	0	0	0	0	0	0	0	0	0	0
Van Wert	0	8	0	0	1	0	0	0	0	0	0	9
Vinton	0	0	1	0	0	0	0	0	0	0	0	1
Warren	0	0	2	85	8	0	1	0	0	2	4	102
Washington	9	31	1	2	2	0	0	6	0	0	3	54
Wayne	0	2	0	5	0	0	0	0	0	0	0	7
Williams	0	5	1	0	1	0	0	1	0	0	0	8
Wood	0	12	0	10	4	6	0	0	0	0	2	34
Wyandot	1	0	2	0	2	0	0	0	0	0	0	5
Statewide	149	501	169	1,087	308	121	6	32	0	38	803	3,214

Courts of Common Pleas – Domestic Relations Division
Support Enforcement or Modification Overall Caseloads
2013

County	Cases Pending January 1	New Filings	Reactivations and Transfers	Total Cases	Total Terminations	Clearance Rate	Cases Pending December 31	Cases Pending Beyond Time Guidelines
Adams	42	0	70	112	79	113%	33	0
Allen	55	0	588	643	595	101%	48	0
Ashland	15	0	264	279	276	105%	3	0
Ashtabula	108	37	184	329	196	89%	133	26
Athens	47	0	74	121	102	138%	19	1
Auglaize	5	0	32	37	30	94%	7	0
Belmont	81	0	155	236	191	123%	45	1
Brown	34	0	153	187	159	104%	28	0
Butler	171	31	820	1,022	835	98%	187	0
Carroll	0	0	0	0	0	-	0	0
Champaign	30	0	144	174	144	100%	30	0
Clark	146	19	506	671	528	101%	143	3
Clermont	229	49	756	1,034	747	93%	287	4
Clinton	87	0	101	188	132	131%	56	7
Columbiana	204	0	976	1,180	970	99%	210	15
Coshocton	21	0	230	251	234	102%	17	0
Crawford	27	0	85	112	79	93%	33	1
Cuyahoga	497	0	1,169	1,666	1,208	103%	458	7
Darke	26	100	2	128	106	104%	22	0
Defiance	25	0	75	100	68	91%	32	0
Delaware	99	0	419	518	405	97%	113	3
Erie	43	13	142	198	144	93%	54	14
Fairfield	512	189	1,981	2,682	2,126	98%	556	38
Fayette	26	1	181	208	190	104%	18	0
Franklin	334	0	1,253	1,587	1,119	89%	468	12
Fulton	12	1	22	35	21	91%	14	1
Gallia	21	0	146	167	137	94%	30	0
Geauga	65	1	160	226	151	94%	75	5
Greene	156	0	197	353	248	126%	105	4
Guernsey	8	0	121	129	118	98%	11	0
Hamilton	361	0	927	1,288	982	106%	306	7
Hancock	68	0	150	218	154	103%	64	6
Hardin	30	0	58	88	59	102%	29	0
Harrison	19	0	97	116	105	108%	11	0
Henry	11	0	37	48	17	46%	31	2
Highland	13	4	29	46	34	103%	12	0
Hocking	5	0	20	25	13	65%	12	1
Holmes	5	30	0	35	27	90%	8	0
Huron	57	14	349	420	380	105%	40	1
Jackson	24	1	20	45	31	148%	14	6
Jefferson	3	0	14	17	14	100%	3	0
Knox	22	1	306	329	302	98%	27	2
Lake	117	2	295	414	309	104%	105	1
Lawrence	39	1	89	129	100	111%	29	1

Courts of Common Pleas – Domestic Relations Division
Support Enforcement or Modification Overall Caseloads
2013

County	Cases Pending January 1	New Filings	Reactivations and Transfers	Total Cases	Total Terminations	Clearance Rate	Cases Pending December 31	Cases Pending Beyond Time Guidelines
Licking	371	46	995	1,412	1,043	100%	369	9
Logan	24	0	131	155	126	96%	29	2
Lorain	154	41	603	798	672	104%	126	0
Lucas	183	0	507	690	493	97%	197	8
Madison	6	17	0	23	16	94%	7	0
Mahoning	71	0	232	303	253	109%	50	0
Marion	48	0	103	151	113	110%	38	6
Medina	576	6	2,002	2,584	1,966	98%	618	6
Meigs	4	7	115	126	83	68%	43	0
Mercer	29	0	152	181	147	97%	34	1
Miami	97	0	194	291	202	104%	89	0
Monroe	11	0	12	23	7	58%	16	8
Montgomery	198	38	468	704	498	98%	206	7
Morgan	12	0	128	140	128	100%	12	0
Morrow	0	0	0	0	0	-	0	0
Muskingum	281	354	1,335	1,970	1,649	98%	321	0
Noble	11	0	1	12	9	900%	3	2
Ottawa	9	3	0	12	10	333%	2	0
Paulding	13	0	28	41	22	79%	19	5
Perry	26	0	34	60	48	141%	12	0
Pickaway	0	3	0	3	2	67%	1	0
Pike	21	1	147	169	145	98%	24	5
Portage	89	0	798	887	787	99%	100	6
Preble	18	1	9	28	14	140%	14	7
Putnam	2	0	2	4	3	150%	1	1
Richland	457	246	1,240	1,943	1,514	102%	429	8
Ross	45	5	71	121	90	118%	31	3
Sandusky	52	7	56	115	83	132%	32	6
Scioto	65	1	199	265	161	81%	104	22
Seneca	10	0	64	74	63	98%	11	0
Shelby	20	0	56	76	55	98%	21	0
Stark	184	0	2,330	2,514	2,378	102%	136	5
Summit	615	333	1,050	1,998	1,408	102%	590	23
Trumbull	94	1	282	377	273	96%	104	1
Tuscarawas	40	0	83	123	90	108%	33	2
Union	20	1	71	92	67	93%	25	0
Van Wert	18	1	96	115	97	100%	18	0
Vinton	2	15	13	30	27	96%	3	0
Warren	277	1	658	936	713	108%	223	2
Washington	54	17	407	478	420	99%	58	0
Wayne	0	0	13	13	5	38%	8	0
Williams	24	0	64	88	72	113%	16	1
Wood	75	2	175	252	207	117%	45	1
Wyandot	5	0	13	18	16	123%	2	0
Statewide	8,211	1,641	28,334	38,186	30,040	100%	8,146	316

Courts of Common Pleas – Domestic Relations Division
Support Enforcement or Modification Terminations
2013

County	Uncontested Judge	Uncontested Magistrate	Trial by Judge	Trial by Magistrate	Voluntary Dismissal	Mediation/Conciliation	Bankruptcy Stay/Interlocutory Appeal	Transferred Out	Private Judge	Unavailability of Party	Other Terminations	Total Terminations
Adams	0	15	0	19	15	0	0	1	0	24	5	79
Allen	2	93	3	17	26	0	0	0	0	11	443	595
Ashland	224	20	0	22	4	0	0	1	0	0	5	276
Ashtabula	16	73	2	5	10	0	0	1	0	3	86	196
Athens	0	0	9	77	5	0	0	2	0	0	9	102
Auglaize	23	0	4	0	1	0	0	0	0	2	0	30
Belmont	0	87	0	0	57	5	0	0	0	30	12	191
Brown	0	8	1	83	48	0	0	0	0	8	11	159
Butler	0	0	5	458	112	0	0	0	0	108	152	835
Carroll	0	0	0	0	0	0	0	0	0	0	0	0
Champaign	20	96	6	5	11	0	0	2	0	0	4	144
Clark	0	0	130	309	22	0	4	0	0	52	11	528
Clermont	0	0	20	572	67	15	0	0	0	43	30	747
Clinton	0	4	22	16	46	0	0	0	0	0	44	132
Columbiana	0	556	6	381	7	0	2	0	0	2	16	970
Coshocton	0	0	2	6	8	1	0	0	0	2	215	234
Crawford	7	6	1	40	9	2	0	0	0	10	4	79
Cuyahoga	0	0	47	998	108	23	3	0	0	1	28	1,208
Darke	23	6	3	30	29	0	0	0	0	2	13	106
Defiance	1	0	0	52	11	0	0	0	0	0	4	68
Delaware	4	64	3	73	61	1	2	4	0	0	193	405
Erie	6	66	0	5	13	0	0	0	0	44	10	144
Fairfield	526	479	159	57	213	0	4	1	0	172	515	2,126
Fayette	111	15	5	49	5	0	0	0	0	3	2	190
Franklin	66	170	10	129	63	0	0	1	1	37	642	1,119
Fulton	6	6	3	3	2	0	0	0	0	0	1	21
Gallia	0	20	0	53	10	3	0	3	0	11	37	137
Geauga	8	74	0	17	23	2	1	7	0	2	17	151
Greene	34	71	8	86	28	0	2	0	0	1	18	248
Guernsey	0	3	0	71	4	0	0	0	0	9	31	118
Hamilton	0	0	291	381	28	8	1	1	0	139	133	982
Hancock	4	26	0	21	80	0	0	0	0	16	7	154
Hardin	0	0	0	0	23	0	0	1	0	3	32	59
Harrison	70	0	26	0	4	0	0	0	0	3	2	105
Henry	12	4	0	0	1	0	0	0	0	0	0	17
Highland	0	0	0	20	12	0	0	0	0	1	1	34
Hocking	5	1	0	2	0	0	0	0	0	0	5	13
Holmes	12	0	4	0	3	0	0	0	0	0	8	27
Huron	0	2	2	62	17	0	1	1	0	12	283	380
Jackson	0	0	1	16	7	0	0	0	0	0	7	31
Jefferson	0	0	6	7	1	0	0	0	0	0	0	14
Knox	0	30	0	27	1	0	0	0	0	0	244	302
Lake	0	1	0	199	50	15	0	0	0	0	44	309
Lawrence	6	82	0	0	4	0	0	0	0	0	8	100

Courts of Common Pleas – Domestic Relations Division
Support Enforcement or Modification Terminations
2013

County	Uncontested Judge	Uncontested Magistrate	Trial by Judge	Trial by Magistrate	Voluntary Dismissal	Mediation/Conciliation	Bankruptcy Stay/Interlocutory Appeal	Transferred Out	Private Judge	Unavailability of Party	Other Terminations	Total Terminations
Licking	16	104	2	592	203	1	0	4	0	104	17	1,043
Logan	1	81	1	37	1	0	0	1	0	0	4	126
Lorain	1	0	0	0	16	0	0	11	0	6	638	672
Lucas	1	152	0	121	55	1	2	0	0	3	158	493
Madison	2	0	0	5	9	0	0	0	0	0	0	16
Mahoning	0	54	6	193	0	0	0	0	0	0	0	253
Marion	60	3	3	10	31	5	0	0	0	0	1	113
Medina	105	393	300	814	129	43	7	3	0	166	6	1,966
Meigs	4	78	0	0	0	0	0	0	0	0	1	83
Mercer	0	9	0	49	3	0	1	0	0	10	75	147
Miami	0	6	0	18	69	1	0	0	0	0	108	202
Monroe	2	0	0	0	3	0	0	0	0	0	2	7
Montgomery	0	230	4	126	88	0	1	0	0	29	20	498
Morgan	0	0	73	0	13	0	0	0	0	8	34	128
Morrow	0	0	0	0	0	0	0	0	0	0	0	0
Muskingum	751	370	1	201	248	1	0	0	0	35	42	1,649
Noble	0	0	5	0	1	0	0	0	0	1	2	9
Ottawa	0	0	0	0	0	0	0	0	0	0	10	10
Paulding	0	0	0	0	5	0	0	0	0	0	17	22
Perry	0	0	0	23	7	1	0	0	0	0	17	48
Pickaway	0	0	0	0	0	0	0	0	0	0	2	2
Pike	134	0	0	0	6	0	0	1	0	0	4	145
Portage	1	0	47	60	17	0	0	0	0	0	662	787
Preble	0	0	0	4	4	0	0	0	0	1	5	14
Putnam	0	0	0	0	0	0	0	0	0	0	3	3
Richland	13	884	2	110	171	0	0	0	0	259	75	1,514
Ross	1	4	6	38	4	0	0	1	0	5	31	90
Sandusky	2	0	0	0	9	0	0	2	0	1	69	83
Scioto	2	8	1	96	19	1	0	0	0	31	3	161
Seneca	0	36	0	7	9	0	0	0	0	7	4	63
Shelby	0	10	0	20	19	0	0	0	0	6	0	55
Stark	0	1	56	177	23	5	1	0	0	0	2,115	2,378
Summit	8	72	2	819	21	0	1	8	1	18	458	1,408
Trumbull	1	1	0	150	53	0	0	0	0	0	68	273
Tuscarawas	0	10	7	56	3	0	1	0	0	4	9	90
Union	1	0	22	4	29	0	0	4	0	0	7	67
Van Wert	0	86	0	0	6	0	0	0	0	5	0	97
Vinton	23	0	3	0	1	0	0	0	0	0	0	27
Warren	1	0	2	519	34	0	1	1	0	152	3	713
Washington	44	290	7	11	21	1	0	14	0	12	20	420
Wayne	0	0	0	3	0	0	0	0	0	0	2	5
Williams	1	55	0	1	15	0	0	0	0	0	0	72
Wood	41	84	0	15	17	2	0	0	0	0	48	207
Wyandot	2	7	2	2	0	0	1	0	0	2	0	16
Statewide	2,404	5,106	1,331	8,649	2,611	137	36	76	2	1,616	8,072	30,040

Courts of Common Pleas – Domestic Relations Division
Domestic Violence Overall Caseloads
2013

County	Cases Pending January 1	New Filings	Reactivations and Transfers	Total Cases	Total Terminations	Clearance Rate	Cases Pending December 31	Cases Pending Beyond Time Guidelines
Adams	1	109	0	110	100	92%	10	4
Allen	11	132	0	143	134	102%	9	4
Ashland	1	39	0	40	39	100%	1	0
Ashtabula	4	29	2	35	30	97%	5	5
Athens	8	74	3	85	73	95%	12	5
Auglaize	5	41	1	47	47	112%	0	0
Belmont	10	97	4	111	103	102%	8	3
Brown	15	116	26	157	154	108%	3	1
Butler	17	1,000	22	1,039	1,017	100%	22	0
Carroll	9	57	0	66	60	105%	6	4
Champaign	1	74	31	106	102	97%	4	2
Clark	29	515	238	782	759	101%	23	0
Clermont	26	719	7	752	720	99%	32	8
Clinton	13	63	26	102	95	107%	7	1
Columbiana	15	144	9	168	155	101%	13	10
Coshocton	5	45	0	50	47	104%	3	2
Crawford	7	90	0	97	88	98%	9	4
Cuyahoga	86	605	208	899	826	102%	73	26
Darke	3	105	23	131	127	99%	4	0
Defiance	1	10	0	11	10	100%	1	0
Delaware	8	92	26	126	119	101%	7	2
Erie	25	177	28	230	202	99%	28	24
Fairfield	17	127	8	152	138	102%	14	10
Fayette	1	39	0	40	38	97%	2	0
Franklin	199	2,296	303	2,798	2,579	99%	219	123
Fulton	0	11	5	16	14	88%	2	1
Gallia	4	41	3	48	45	102%	3	3
Geauga	14	79	8	101	79	91%	22	13
Greene	26	211	3	240	205	96%	35	21
Guernsey	2	38	2	42	42	105%	0	0
Hamilton	66	1,377	184	1,627	1,587	102%	40	8
Hancock	27	127	4	158	146	111%	12	5
Hardin	2	17	0	19	17	100%	2	0
Harrison	1	21	3	25	21	88%	4	2
Henry	13	13	5	31	28	156%	3	2
Highland	0	41	0	41	38	93%	3	0
Hocking	17	28	6	51	36	106%	15	15
Holmes	0	7	0	7	5	71%	2	2
Huron	2	28	0	30	28	100%	2	1
Jackson	7	40	0	47	44	110%	3	3
Jefferson	19	111	0	130	109	98%	21	17
Knox	2	19	1	22	22	110%	0	0
Lake	9	224	1	234	217	96%	17	2
Lawrence	8	123	14	145	139	101%	6	1

Courts of Common Pleas – Domestic Relations Division
Domestic Violence Overall Caseloads
2013

County	Cases Pending January 1	New Filings	Reactivations and Transfers	Total Cases	Total Terminations	Clearance Rate	Cases Pending December 31	Cases Pending Beyond Time Guidelines
Licking	25	373	2	400	374	100%	26	10
Logan	23	270	58	351	337	103%	14	6
Lorain	15	447	16	478	465	100%	13	0
Lucas	22	937	0	959	951	101%	8	0
Madison	7	71	0	78	69	97%	9	0
Mahoning	23	814	6	843	802	98%	41	0
Marion	4	82	3	89	78	92%	11	8
Medina	20	265	16	301	288	102%	13	3
Meigs	2	19	0	21	10	53%	11	8
Mercer	0	3	0	3	3	100%	0	0
Miami	7	182	0	189	182	100%	7	0
Monroe	1	23	4	28	27	100%	1	1
Montgomery	111	1,592	255	1,958	1,827	99%	131	0
Morgan	1	7	3	11	9	90%	2	0
Morrow	15	25	2	42	29	107%	13	11
Muskingum	4	106	2	112	107	99%	5	1
Noble	13	16	1	30	26	153%	4	4
Ottawa	12	49	0	61	52	106%	9	0
Paulding	0	0	0	0	0	-	0	0
Perry	0	64	0	64	62	97%	2	0
Pickaway	1	55	9	65	63	98%	2	0
Pike	5	44	1	50	47	104%	3	2
Portage	41	114	63	218	181	102%	37	26
Preble	1	123	0	124	124	101%	0	0
Putnam	8	11	0	19	19	173%	0	0
Richland	11	237	2	250	227	95%	23	10
Ross	7	64	5	76	70	101%	6	0
Sandusky	84	118	10	212	163	127%	49	39
Scioto	6	117	23	146	112	80%	34	32
Seneca	3	95	14	112	104	95%	8	0
Shelby	4	23	2	29	26	104%	3	2
Stark	7	126	1	134	126	99%	8	2
Summit	110	820	2	932	837	102%	95	48
Trumbull	1	127	27	155	151	98%	4	0
Tuscarawas	7	131	1	139	134	102%	5	4
Union	3	42	0	45	43	102%	2	1
Van Wert	1	6	0	7	5	83%	2	0
Vinton	3	56	0	59	53	95%	6	0
Warren	15	425	329	769	753	100%	16	1
Washington	5	60	16	81	66	87%	15	10
Wayne	6	75	2	83	74	96%	9	2
Williams	0	14	4	18	15	83%	3	0
Wood	25	301	22	348	333	103%	15	6
Wyandot	1	32	2	35	35	103%	0	0
Statewide	1,396	17,912	2,107	21,415	20,043	100%	1,372	571

Courts of Common Pleas – Domestic Relations Division
Domestic Violence Terminations
2013

County	Uncontested Judge	Uncontested Magistrate	Trial by Judge	Trial by Magistrate	Voluntary Dismissal	Mediation/Conciliation	Bankruptcy Stay/Interlocutory Appeal	Transferred Out	Private Judge	Unavailability of Party	Other Terminations	Total Terminations
Adams	0	22	3	20	22	0	0	0	0	0	33	100
Allen	2	24	3	35	54	0	0	0	0	0	16	134
Ashland	0	4	0	12	23	0	0	0	0	0	0	39
Ashtabula	7	5	1	1	3	0	0	0	0	0	13	30
Athens	0	1	4	33	11	1	0	4	0	0	19	73
Auglaize	6	0	14	0	25	0	0	1	0	1	0	47
Belmont	0	15	0	0	27	1	0	2	0	7	51	103
Brown	1	19	7	36	23	0	0	0	0	16	52	154
Butler	9	15	36	183	85	0	0	0	0	76	613	1,017
Carroll	30	0	7	0	16	0	0	4	0	0	3	60
Champaign	17	0	25	1	32	0	0	25	0	0	2	102
Clark	1	1	8	449	70	0	0	0	0	6	224	759
Clermont	0	0	9	511	200	0	0	0	0	0	0	720
Clinton	0	0	1	46	27	0	0	0	0	0	21	95
Columbiana	0	19	15	47	11	27	0	0	0	0	36	155
Coshocton	0	0	15	0	11	0	0	0	0	0	21	47
Crawford	0	0	0	15	33	0	0	0	0	0	40	88
Cuyahoga	0	58	0	67	393	0	0	126	0	127	55	826
Darke	0	0	8	27	91	0	0	0	0	1	0	127
Defiance	7	0	2	0	1	0	0	0	0	0	0	10
Delaware	0	25	0	31	26	0	0	6	0	21	10	119
Erie	32	35	0	4	49	0	1	22	0	1	58	202
Fairfield	0	13	5	37	38	0	0	0	0	0	45	138
Fayette	5	1	19	4	4	0	0	0	0	0	5	38
Franklin	1,058	3	294	0	449	1	0	66	0	240	468	2,579
Fulton	6	2	1	0	3	0	0	0	0	0	2	14
Gallia	0	4	2	24	9	0	0	3	0	0	3	45
Geauga	4	10	0	14	45	0	0	0	0	1	5	79
Greene	10	26	13	59	87	0	0	0	0	8	2	205
Guernsey	0	11	1	16	7	0	0	0	0	2	5	42
Hamilton	0	45	2	1,037	238	0	0	1	0	184	80	1,587
Hancock	0	45	0	33	33	0	0	0	0	7	28	146
Hardin	0	1	0	1	10	0	0	0	0	0	5	17
Harrison	0	1	16	1	2	0	0	0	0	0	1	21
Henry	17	1	1	0	9	0	0	0	0	0	0	28
Highland	0	0	2	18	12	0	0	0	0	4	2	38
Hocking	17	0	0	10	0	0	0	0	0	0	9	36
Holmes	1	0	3	0	1	0	0	0	0	0	0	5
Huron	0	0	0	25	2	0	0	0	1	0	0	28
Jackson	0	1	2	27	11	0	0	0	0	0	3	44
Jefferson	1	0	9	0	45	0	0	0	0	6	48	109
Knox	0	0	13	0	6	0	0	0	0	1	2	22
Lake	0	0	1	27	12	0	0	0	0	0	177	217
Lawrence	1	73	0	0	1	0	0	0	0	0	64	139

Courts of Common Pleas – Domestic Relations Division
Domestic Violence Terminations
2013

County	Uncontested Judge	Uncontested Magistrate	Trial by Judge	Trial by Magistrate	Voluntary Dismissal	Mediation/Conciliation	Bankruptcy Stay/Interlocutory Appeal	Transferred Out	Private Judge	Unavailability of Party	Other Terminations	Total Terminations
Licking	4	27	1	208	129	0	0	1	0	4	0	374
Logan	34	8	97	23	58	0	0	53	0	3	61	337
Lorain	5	1	0	0	6	0	0	11	0	4	438	465
Lucas	0	0	1	878	0	0	0	0	0	0	72	951
Madison	1	3	6	35	23	0	0	0	0	0	1	69
Mahoning	0	245	0	326	14	0	0	0	0	0	217	802
Marion	16	6	25	16	10	1	0	2	0	0	2	78
Medina	1	4	0	239	22	0	1	1	0	18	2	288
Meigs	3	3	0	0	2	0	0	0	0	2	0	10
Mercer	0	0	0	1	0	0	0	0	0	0	2	3
Miami	0	1	0	47	67	0	0	0	0	3	64	182
Monroe	7	0	0	0	10	0	0	1	0	0	9	27
Montgomery	0	187	0	537	327	0	0	254	0	0	522	1,827
Morgan	1	0	1	0	2	0	0	0	0	0	5	9
Morrow	0	4	1	13	6	0	0	0	0	0	5	29
Muskingum	3	10	8	58	27	0	0	0	0	1	0	107
Noble	0	0	10	0	10	0	0	0	0	0	6	26
Ottawa	0	1	0	0	6	0	0	0	0	1	44	52
Paulding	0	0	0	0	0	0	0	0	0	0	0	0
Perry	0	0	1	33	14	0	0	0	0	4	10	62
Pickaway	0	1	0	54	0	0	0	0	0	8	0	63
Pike	40	0	0	0	6	0	0	0	0	0	1	47
Portage	2	1	9	77	3	0	0	0	0	0	89	181
Preble	0	0	0	0	0	0	0	0	0	0	124	124
Putnam	7	0	0	6	0	0	0	0	0	0	6	19
Richland	1	34	3	68	58	0	0	0	0	0	63	227
Ross	1	0	26	2	10	2	0	3	0	2	24	70
Sandusky	3	0	0	0	36	0	0	3	0	5	116	163
Scioto	1	4	11	78	8	0	0	0	0	6	4	112
Seneca	0	34	0	26	22	3	0	0	0	12	7	104
Shelby	0	13	0	5	8	0	0	0	0	0	0	26
Stark	0	0	0	83	2	0	0	0	0	0	41	126
Summit	2	60	0	376	15	1	0	0	0	6	377	837
Trumbull	0	0	0	59	64	0	0	2	0	0	26	151
Tuscarawas	0	10	3	91	19	0	0	0	0	4	7	134
Union	0	0	17	0	25	0	0	1	0	0	0	43
Van Wert	0	1	0	0	2	0	0	0	0	2	0	5
Vinton	1	0	36	0	12	0	0	0	0	3	1	53
Warren	0	0	2	282	10	0	1	1	0	34	423	753
Washington	0	26	1	14	14	0	0	1	0	7	3	66
Wayne	0	2	0	14	5	0	0	0	0	0	53	74
Williams	12	0	1	0	1	0	0	0	0	0	1	15
Wood	0	145	0	79	51	0	0	0	0	15	43	333
Wyandot	6	4	11	5	9	0	0	0	0	0	0	35
Statewide	1,383	1,315	813	6,584	3,370	37	3	594	1	853	5,090	20,043

Courts of Common Pleas – Domestic Relations Division
Uniform Interstate Family Support Act Overall Caseloads
2013

County	Cases Pending January 1	New Filings	Reactivations and Transfers	Total Cases	Total Terminations	Clearance Rate	Cases Pending December 31	Cases Pending Beyond Time Guidelines
Adams	0	3	1	4	2	50%	2	2
Allen	5	39	0	44	35	90%	9	0
Ashland	0	0	0	0	0	-	0	0
Ashtabula	1	4	0	5	0	0%	5	1
Athens	3	3	0	6	6	200%	0	0
Auglaize	0	0	0	0	0	-	0	0
Belmont	20	68	2	90	81	116%	9	2
Brown	1	17	0	18	16	94%	2	0
Butler	0	6	0	6	6	100%	0	0
Carroll	0	2	0	2	1	50%	1	0
Champaign	1	4	0	5	5	125%	0	0
Clark	0	17	0	17	13	76%	4	0
Clermont	4	26	1	31	20	74%	11	5
Clinton	3	10	2	15	8	67%	7	1
Columbiana	22	82	39	143	120	99%	23	5
Coshocton	0	0	1	1	1	100%	0	0
Crawford	0	0	0	0	0	-	0	0
Cuyahoga	59	190	44	293	248	106%	45	12
Darke	0	0	0	0	0	-	0	0
Defiance	2	5	0	7	7	140%	0	0
Delaware	0	0	1	1	1	100%	0	0
Erie	0	0	0	0	0	-	0	0
Fairfield	5	25	5	35	29	97%	6	5
Fayette	0	0	0	0	0	-	0	0
Franklin	0	0	0	0	0	-	0	0
Fulton	0	30	2	32	30	94%	2	0
Gallia	0	0	0	0	0	-	0	0
Geauga	0	0	0	0	0	-	0	0
Greene	0	16	0	16	16	100%	0	0
Guernsey	2	8	0	10	9	113%	1	0
Hamilton	0	0	0	0	0	-	0	0
Hancock	0	0	0	0	0	-	0	0
Hardin	1	2	0	3	3	150%	0	0
Harrison	0	1	1	2	1	50%	1	0
Henry	1	6	2	9	7	88%	2	0
Highland	0	7	1	8	7	88%	1	0
Hocking	0	0	0	0	0	-	0	0
Holmes	0	0	0	0	0	-	0	0
Huron	0	0	0	0	0	-	0	0
Jackson	0	0	0	0	0	-	0	0
Jefferson	1	1	0	2	1	100%	1	1
Knox	2	6	0	8	6	100%	2	0
Lake	1	31	0	32	24	77%	8	0
Lawrence	0	0	0	0	0	-	0	0

Courts of Common Pleas – Domestic Relations Division
Uniform Interstate Family Support Act Overall Caseloads
2013

County	Cases Pending January 1	New Filings	Reactivations and Transfers	Total Cases	Total Terminations	Clearance Rate	Cases Pending December 31	Cases Pending Beyond Time Guidelines
Licking	5	14	0	19	10	71%	9	2
Logan	0	0	0	0	0	-	0	0
Lorain	0	0	0	0	0	-	0	0
Lucas	0	0	0	0	0	-	0	0
Madison	3	0	0	3	3	-	0	0
Mahoning	1	7	8	16	14	93%	2	0
Marion	0	0	0	0	0	-	0	0
Medina	1	6	5	12	9	82%	3	0
Meigs	0	1	2	3	3	100%	0	0
Mercer	0	0	0	0	0	-	0	0
Miami	0	2	0	2	2	100%	0	0
Monroe	0	0	0	0	0	-	0	0
Montgomery	0	0	0	0	0	-	0	0
Morgan	0	0	0	0	0	-	0	0
Morrow	0	0	0	0	0	-	0	0
Muskingum	3	21	0	24	23	110%	1	0
Noble	0	1	0	1	1	100%	0	0
Ottawa	0	0	0	0	0	-	0	0
Paulding	0	0	0	0	0	-	0	0
Perry	0	0	0	0	0	-	0	0
Pickaway	2	9	0	11	7	78%	4	0
Pike	0	0	1	1	1	100%	0	0
Portage	14	33	1	48	39	115%	9	2
Preble	1	6	0	7	6	100%	1	1
Putnam	3	4	1	8	8	160%	0	0
Richland	5	27	0	32	27	100%	5	3
Ross	8	16	2	26	18	100%	8	0
Sandusky	0	1	0	1	1	100%	0	0
Scioto	1	7	0	8	1	14%	7	1
Seneca	0	1	0	1	1	100%	0	0
Shelby	0	0	0	0	0	-	0	0
Stark	0	0	0	0	0	-	0	0
Summit	46	72	6	124	107	137%	17	4
Trumbull	30	82	0	112	85	104%	27	8
Tuscarawas	0	8	0	8	5	63%	3	1
Union	0	1	0	1	1	100%	0	0
Van Wert	4	2	2	8	7	175%	1	0
Vinton	0	0	0	0	0	-	0	0
Warren	0	10	0	10	10	100%	0	0
Washington	0	0	2	2	1	50%	1	0
Wayne	5	16	0	21	20	125%	1	0
Williams	0	0	0	0	0	-	0	0
Wood	0	0	0	0	0	-	0	0
Wyandot	0	0	0	0	0	-	0	0
Statewide	266	956	132	1,354	1,113	102%	241	56

Courts of Common Pleas – Domestic Relations Division
Uniform Interstate Family Support Act Terminations
2013

County	Uncontested Judge	Uncontested Magistrate	Trial by Judge	Trial by Magistrate	Voluntary Dismissal	Mediation/Conciliation	Bankruptcy Stay/Interlocutory Appeal	Transferred Out	Private Judge	Unavailability of Party	Other Terminations	Total Terminations
Adams	0	0	0	0	0	0	0	0	0	0	2	2
Allen	0	4	0	4	1	0	0	0	0	0	26	35
Ashland	0	0	0	0	0	0	0	0	0	0	0	0
Ashtabula	0	0	0	0	0	0	0	0	0	0	0	0
Athens	0	0	0	1	0	0	0	0	0	0	5	6
Auglaize	0	0	0	0	0	0	0	0	0	0	0	0
Belmont	0	63	0	0	9	2	0	0	0	3	4	81
Brown	12	0	0	0	4	0	0	0	0	0	0	16
Butler	0	0	0	0	0	0	0	0	0	0	6	6
Carroll	0	0	0	0	1	0	0	0	0	0	0	1
Champaign	0	4	0	0	1	0	0	0	0	0	0	5
Clark	0	0	0	0	2	0	0	0	0	0	11	13
Clermont	0	0	7	5	2	0	0	0	0	0	6	20
Clinton	0	0	0	6	2	0	0	0	0	0	0	8
Columbiana	0	47	0	55	1	0	0	1	0	0	16	120
Coshocton	0	0	0	0	0	0	0	0	0	0	1	1
Crawford	0	0	0	0	0	0	0	0	0	0	0	0
Cuyahoga	102	81	0	1	5	0	0	2	0	46	11	248
Darke	0	0	0	0	0	0	0	0	0	0	0	0
Defiance	1	3	0	1	2	0	0	0	0	0	0	7
Delaware	0	1	0	0	0	0	0	0	0	0	0	1
Erie	0	0	0	0	0	0	0	0	0	0	0	0
Fairfield	10	2	0	0	0	0	0	0	0	0	17	29
Fayette	0	0	0	0	0	0	0	0	0	0	0	0
Franklin	0	0	0	0	0	0	0	0	0	0	0	0
Fulton	1	3	0	0	2	0	0	0	0	0	24	30
Gallia	0	0	0	0	0	0	0	0	0	0	0	0
Geauga	0	0	0	0	0	0	0	0	0	0	0	0
Greene	16	0	0	0	0	0	0	0	0	0	0	16
Guernsey	0	2	0	0	0	0	0	0	0	0	7	9
Hamilton	0	0	0	0	0	0	0	0	0	0	0	0
Hancock	0	0	0	0	0	0	0	0	0	0	0	0
Hardin	0	0	0	0	0	0	0	0	0	0	3	3
Harrison	1	0	0	0	0	0	0	0	0	0	0	1
Henry	6	0	0	0	0	0	0	0	0	0	1	7
Highland	0	0	0	1	0	0	0	0	0	0	6	7
Hocking	0	0	0	0	0	0	0	0	0	0	0	0
Holmes	0	0	0	0	0	0	0	0	0	0	0	0
Huron	0	0	0	0	0	0	0	0	0	0	0	0
Jackson	0	0	0	0	0	0	0	0	0	0	0	0
Jefferson	0	0	0	0	1	0	0	0	0	0	0	1
Knox	0	0	0	1	0	0	0	0	0	0	5	6
Lake	0	0	0	0	5	0	0	0	0	0	19	24
Lawrence	0	0	0	0	0	0	0	0	0	0	0	0

Courts of Common Pleas – Domestic Relations Division
Uniform Interstate Family Support Act Terminations
2013

County	Uncontested Judge	Uncontested Magistrate	Trial by Judge	Trial by Magistrate	Voluntary Dismissal	Mediation/Conciliation	Bankruptcy Stay/Interlocutory Appeal	Transferred Out	Private Judge	Unavailability of Party	Other Terminations	Total Terminations
Licking	0	0	0	5	5	0	0	0	0	0	0	10
Logan	0	0	0	0	0	0	0	0	0	0	0	0
Lorain	0	0	0	0	0	0	0	0	0	0	0	0
Lucas	0	0	0	0	0	0	0	0	0	0	0	0
Madison	0	0	0	2	1	0	0	0	0	0	0	3
Mahoning	0	6	0	3	0	0	1	0	0	0	4	14
Marion	0	0	0	0	0	0	0	0	0	0	0	0
Medina	7	0	0	1	0	0	0	0	0	1	0	9
Meigs	0	3	0	0	0	0	0	0	0	0	0	3
Mercer	0	0	0	0	0	0	0	0	0	0	0	0
Miami	0	0	0	0	0	0	0	0	0	0	2	2
Monroe	0	0	0	0	0	0	0	0	0	0	0	0
Montgomery	0	0	0	0	0	0	0	0	0	0	0	0
Morgan	0	0	0	0	0	0	0	0	0	0	0	0
Morrow	0	0	0	0	0	0	0	0	0	0	0	0
Muskingum	11	4	0	7	0	0	0	0	0	0	1	23
Noble	0	0	1	0	0	0	0	0	0	0	0	1
Ottawa	0	0	0	0	0	0	0	0	0	0	0	0
Paulding	0	0	0	0	0	0	0	0	0	0	0	0
Perry	0	0	0	0	0	0	0	0	0	0	0	0
Pickaway	0	0	0	5	0	0	0	0	0	1	1	7
Pike	0	0	0	0	0	0	0	0	0	1	0	1
Portage	0	0	1	16	10	0	0	0	0	0	12	39
Preble	0	0	0	4	1	0	0	0	0	0	1	6
Putnam	6	0	0	0	1	0	0	0	1	0	0	8
Richland	0	5	0	1	5	0	0	0	0	5	11	27
Ross	1	1	1	10	1	0	0	0	0	0	4	18
Sandusky	1	0	0	0	0	0	0	0	0	0	0	1
Scioto	0	1	0	0	0	0	0	0	0	0	0	1
Seneca	0	1	0	0	0	0	0	0	0	0	0	1
Shelby	0	0	0	0	0	0	0	0	0	0	0	0
Stark	0	0	0	0	0	0	0	0	0	0	0	0
Summit	31	8	1	48	5	0	0	0	0	0	14	107
Trumbull	0	0	1	60	8	0	0	0	0	0	16	85
Tuscarawas	0	0	0	0	1	0	0	0	0	0	4	5
Union	0	0	1	0	0	0	0	0	0	0	0	1
Van Wert	0	5	0	0	1	0	0	0	0	1	0	7
Vinton	0	0	0	0	0	0	0	0	0	0	0	0
Warren	0	0	0	0	0	0	0	0	0	0	10	10
Washington	0	1	0	0	0	0	0	0	0	0	0	1
Wayne	0	1	0	2	0	0	0	1	0	0	16	20
Williams	0	0	0	0	0	0	0	0	0	0	0	0
Wood	0	0	0	0	0	0	0	0	0	0	0	0
Wyandot	0	0	0	0	0	0	0	0	0	0	0	0
Statewide	206	246	13	239	77	2	1	4	1	58	266	1,113

Courts of Common Pleas – Domestic Relations Division
 Parentage Overall Caseloads
 2013

County	Cases Pending January 1	New Filings	Reactivations and Transfers	Total Cases	Total Terminations	Clearance Rate	Cases Pending December 31	Cases Pending Beyond Time Guidelines
Adams	0	0	1	1	1	100%	0	0
Allen	6	39	0	45	33	85%	12	0
Ashland	0	0	0	0	0	-	0	0
Ashtabula	0	0	0	0	0	-	0	0
Athens	0	0	1	1	0	0%	1	0
Auglaize	0	0	0	0	0	-	0	0
Belmont	0	0	0	0	0	-	0	0
Brown	0	0	0	0	0	-	0	0
Butler	0	0	1	1	1	100%	0	0
Carroll	0	0	0	0	0	-	0	0
Champaign	1	0	0	1	1	-	0	0
Clark	0	0	0	0	0	-	0	0
Clermont	0	0	0	0	0	-	0	0
Clinton	0	0	0	0	0	-	0	0
Columbiana	0	0	0	0	0	-	0	0
Coshocton	0	0	0	0	0	-	0	0
Crawford	0	0	0	0	0	-	0	0
Cuyahoga	57	62	1	120	87	138%	33	1
Darke	0	0	0	0	0	-	0	0
Defiance	0	0	0	0	0	-	0	0
Delaware	0	0	0	0	0	-	0	0
Erie	0	0	0	0	0	-	0	0
Fairfield	60	144	28	232	174	101%	58	6
Fayette	0	0	1	1	0	0%	1	0
Franklin	0	0	0	0	0	-	0	0
Fulton	0	0	0	0	0	-	0	0
Gallia	0	0	0	0	0	-	0	0
Geauga	0	0	0	0	0	-	0	0
Greene	0	0	0	0	0	-	0	0
Guernsey	0	0	0	0	0	-	0	0
Hamilton	0	0	0	0	0	-	0	0
Hancock	0	0	0	0	0	-	0	0
Hardin	0	1	0	1	1	100%	0	0
Harrison	0	0	0	0	0	-	0	0
Henry	3	0	1	4	3	300%	1	1
Highland	0	0	0	0	0	-	0	0
Hocking	2	0	4	6	1	25%	5	1
Holmes	0	0	0	0	0	-	0	0
Huron	0	0	0	0	0	-	0	0
Jackson	1	0	0	1	1	-	0	0
Jefferson	0	0	0	0	0	-	0	0
Knox	0	0	0	0	0	-	0	0
Lake	0	0	0	0	0	-	0	0
Lawrence	0	0	0	0	0	-	0	0

Courts of Common Pleas – Domestic Relations Division
Parentage Overall Caseloads
2013

County	Cases Pending January 1	New Filings	Reactivations and Transfers	Total Cases	Total Terminations	Clearance Rate	Cases Pending December 31	Cases Pending Beyond Time Guidelines
Licking	66	238	4	308	249	103%	59	6
Logan	0	0	0	0	0	-	0	0
Lorain	0	1	0	1	1	100%	0	0
Lucas	0	0	0	0	0	-	0	0
Madison	0	0	0	0	0	-	0	0
Mahoning	0	0	0	0	0	-	0	0
Marion	19	34	2	55	44	122%	11	0
Medina	85	273	39	397	343	110%	54	2
Meigs	0	0	3	3	2	67%	1	0
Mercer	1	0	0	1	1	-	0	0
Miami	0	0	0	0	0	-	0	0
Monroe	0	0	0	0	0	-	0	0
Montgomery	0	0	0	0	0	-	0	10
Morgan	0	0	0	0	0	-	0	0
Morrow	0	0	0	0	0	-	0	0
Muskingum	11	30	4	45	34	100%	11	0
Noble	0	0	0	0	0	-	0	0
Ottawa	0	0	0	0	0	-	0	0
Paulding	0	0	0	0	0	-	0	0
Perry	0	0	0	0	0	-	0	0
Pickaway	0	0	0	0	0	-	0	0
Pike	0	0	0	0	0	-	0	0
Portage	0	0	0	0	0	-	0	0
Preble	0	0	0	0	0	-	0	0
Putnam	0	0	0	0	0	-	0	0
Richland	77	258	6	341	220	83%	121	4
Ross	1	0	0	1	1	-	0	1
Sandusky	1	0	0	1	1	-	0	0
Scioto	21	24	6	51	39	130%	12	1
Seneca	0	1	0	1	1	100%	0	0
Shelby	0	0	0	0	0	-	0	0
Stark	0	0	0	0	0	-	0	0
Summit	289	496	1	786	486	98%	300	18
Trumbull	0	0	0	0	0	-	0	0
Tuscarawas	0	0	0	0	0	-	0	0
Union	0	0	0	0	0	-	0	1
Van Wert	0	0	0	0	0	-	0	0
Vinton	0	0	0	0	0	-	0	0
Warren	0	0	0	0	0	-	0	0
Washington	0	0	0	0	0	-	0	0
Wayne	1	0	0	1	1	-	0	0
Williams	0	0	0	0	0	-	0	0
Wood	0	0	0	0	0	-	0	0
Wyandot	0	0	0	0	0	-	0	0
Statewide	702	1,601	103	2,406	1,726	101%	680	52

Courts of Common Pleas – Domestic Relations Division
Parentage Terminations
2013

County	Uncontested Judge	Uncontested Magistrate	Trial by Judge	Trial by Magistrate	Voluntary Dismissal	Mediation/Conciliation	Bankruptcy Stay/Interlocutory Appeal	Transferred Out	Private Judge	Unavailability of Party	Other Terminations	Total Terminations
Adams	0	1	0	0	0	0	0	0	0	0	0	1
Allen	1	12	0	4	15	0	0	0	0	0	1	33
Ashland	0	0	0	0	0	0	0	0	0	0	0	0
Ashtabula	0	0	0	0	0	0	0	0	0	0	0	0
Athens	0	0	0	0	0	0	0	0	0	0	0	0
Auglaize	0	0	0	0	0	0	0	0	0	0	0	0
Belmont	0	0	0	0	0	0	0	0	0	0	0	0
Brown	0	0	0	0	0	0	0	0	0	0	0	0
Butler	0	0	0	0	1	0	0	0	0	0	0	1
Carroll	0	0	0	0	0	0	0	0	0	0	0	0
Champaign	0	0	0	0	0	0	0	0	0	0	1	1
Clark	0	0	0	0	0	0	0	0	0	0	0	0
Clermont	0	0	0	0	0	0	0	0	0	0	0	0
Clinton	0	0	0	0	0	0	0	0	0	0	0	0
Columbiana	0	0	0	0	0	0	0	0	0	0	0	0
Coshocton	0	0	0	0	0	0	0	0	0	0	0	0
Crawford	0	0	0	0	0	0	0	0	0	0	0	0
Cuyahoga	0	66	0	3	9	0	0	0	0	0	9	87
Darke	0	0	0	0	0	0	0	0	0	0	0	0
Defiance	0	0	0	0	0	0	0	0	0	0	0	0
Delaware	0	0	0	0	0	0	0	0	0	0	0	0
Erie	0	0	0	0	0	0	0	0	0	0	0	0
Fairfield	34	81	2	2	23	0	0	0	0	1	31	174
Fayette	0	0	0	0	0	0	0	0	0	0	0	0
Franklin	0	0	0	0	0	0	0	0	0	0	0	0
Fulton	0	0	0	0	0	0	0	0	0	0	0	0
Gallia	0	0	0	0	0	0	0	0	0	0	0	0
Geauga	0	0	0	0	0	0	0	0	0	0	0	0
Greene	0	0	0	0	0	0	0	0	0	0	0	0
Guernsey	0	0	0	0	0	0	0	0	0	0	0	0
Hamilton	0	0	0	0	0	0	0	0	0	0	0	0
Hancock	0	0	0	0	0	0	0	0	0	0	0	0
Hardin	0	0	0	0	0	0	0	0	0	0	1	1
Harrison	0	0	0	0	0	0	0	0	0	0	0	0
Henry	3	0	0	0	0	0	0	0	0	0	0	3
Highland	0	0	0	0	0	0	0	0	0	0	0	0
Hocking	0	0	0	0	0	0	0	0	0	0	1	1
Holmes	0	0	0	0	0	0	0	0	0	0	0	0
Huron	0	0	0	0	0	0	0	0	0	0	0	0
Jackson	0	0	0	1	0	0	0	0	0	0	0	1
Jefferson	0	0	0	0	0	0	0	0	0	0	0	0
Knox	0	0	0	0	0	0	0	0	0	0	0	0
Lake	0	0	0	0	0	0	0	0	0	0	0	0
Lawrence	0	0	0	0	0	0	0	0	0	0	0	0

Courts of Common Pleas – Domestic Relations Division
Parentage Terminations
2013

County	Uncontested Judge	Uncontested Magistrate	Trial by Judge	Trial by Magistrate	Voluntary Dismissal	Mediation/Conciliation	Bankruptcy Stay/Interlocutory Appeal	Transferred Out	Private Judge	Unavailability of Party	Other Terminations	Total Terminations
Licking	107	74	5	46	15	0	0	0	0	0	2	249
Logan	0	0	0	0	0	0	0	0	0	0	0	0
Lorain	0	0	0	0	0	0	0	0	0	0	1	1
Lucas	0	0	0	0	0	0	0	0	0	0	0	0
Madison	0	0	0	0	0	0	0	0	0	0	0	0
Mahoning	0	0	0	0	0	0	0	0	0	0	0	0
Marion	29	0	0	3	6	0	0	0	0	0	6	44
Medina	66	106	1	101	17	27	3	1	0	7	14	343
Meigs	1	0	0	0	0	0	0	0	0	1	0	2
Mercer	0	0	0	1	0	0	0	0	0	0	0	1
Miami	0	0	0	0	0	0	0	0	0	0	0	0
Monroe	0	0	0	0	0	0	0	0	0	0	0	0
Montgomery	0	0	0	0	0	0	0	0	0	0	0	0
Morgan	0	0	0	0	0	0	0	0	0	0	0	0
Morrow	0	0	0	0	0	0	0	0	0	0	0	0
Muskingum	6	1	0	10	14	0	0	0	0	1	2	34
Noble	0	0	0	0	0	0	0	0	0	0	0	0
Ottawa	0	0	0	0	0	0	0	0	0	0	0	0
Paulding	0	0	0	0	0	0	0	0	0	0	0	0
Perry	0	0	0	0	0	0	0	0	0	0	0	0
Pickaway	0	0	0	0	0	0	0	0	0	0	0	0
Pike	0	0	0	0	0	0	0	0	0	0	0	0
Portage	0	0	0	0	0	0	0	0	0	0	0	0
Preble	0	0	0	0	0	0	0	0	0	0	0	0
Putnam	0	0	0	0	0	0	0	0	0	0	0	0
Richland	4	111	2	24	13	0	0	0	0	57	9	220
Ross	0	0	0	1	0	0	0	0	0	0	0	1
Sandusky	0	0	0	0	0	0	0	0	0	0	1	1
Scioto	0	10	0	21	0	4	0	0	0	2	2	39
Seneca	0	1	0	0	0	0	0	0	0	0	0	1
Shelby	0	0	0	0	0	0	0	0	0	0	0	0
Stark	0	0	0	0	0	0	0	0	0	0	0	0
Summit	5	84	1	232	30	0	0	3	0	0	131	486
Trumbull	0	0	0	0	0	0	0	0	0	0	0	0
Tuscarawas	0	0	0	0	0	0	0	0	0	0	0	0
Union	0	0	0	0	0	0	0	0	0	0	0	0
Van Wert	0	0	0	0	0	0	0	0	0	0	0	0
Vinton	0	0	0	0	0	0	0	0	0	0	0	0
Warren	0	0	0	0	0	0	0	0	0	0	0	0
Washington	0	0	0	0	0	0	0	0	0	0	0	0
Wayne	0	0	0	0	0	0	0	0	0	0	1	1
Williams	0	0	0	0	0	0	0	0	0	0	0	0
Wood	0	0	0	0	0	0	0	0	0	0	0	0
Wyandot	0	0	0	0	0	0	0	0	0	0	0	0
Statewide	256	547	11	449	143	31	3	4	0	69	213	1,726

Courts of Common Pleas – Domestic Relations Division
All Others Overall Caseloads
2013

County	Cases Pending January 1	New Filings	Reactivations and Transfers	Total Cases	Total Terminations	Clearance Rate	Cases Pending December 31	Cases Pending Beyond Time Guidelines
Adams	6	3	14	23	16	94%	7	1
Allen	12	0	50	62	52	104%	10	1
Ashland	7	1	33	41	35	103%	6	1
Ashtabula	18	0	49	67	40	82%	27	9
Athens	21	0	40	61	34	85%	27	18
Auglaize	11	1	44	56	48	107%	8	0
Belmont	5	4	0	9	7	175%	2	1
Brown	19	0	46	65	54	117%	11	0
Butler	354	1	3,034	3,389	2,902	96%	487	3
Carroll	0	0	0	0	0	-	0	0
Champaign	5	0	24	29	21	88%	8	2
Clark	0	0	0	0	0	-	0	0
Clermont	78	22	216	316	267	112%	49	6
Clinton	21	10	22	53	34	106%	19	2
Columbiana	13	5	44	62	34	69%	28	9
Coshocton	2	0	18	20	15	83%	5	0
Crawford	3	0	22	25	18	82%	7	1
Cuyahoga	63	20	125	208	159	110%	49	8
Darke	5	16	0	21	15	94%	6	0
Defiance	7	2	2	11	9	225%	2	0
Delaware	26	0	63	89	69	110%	20	8
Erie	20	0	42	62	39	93%	23	10
Fairfield	8	0	163	171	162	99%	9	2
Fayette	3	1	11	15	14	117%	1	0
Franklin	426	4	2,250	2,680	2,282	101%	398	74
Fulton	13	0	19	32	25	132%	7	2
Gallia	3	1	11	15	14	117%	1	0
Geauga	6	0	15	21	17	113%	4	1
Greene	28	0	56	84	55	98%	29	4
Guernsey	8	0	48	56	50	104%	6	0
Hamilton	118	0	477	595	489	103%	106	11
Hancock	10	10	33	53	38	88%	15	4
Hardin	2	0	5	7	4	80%	3	0
Harrison	6	2	16	24	15	83%	9	4
Henry	2	1	3	6	3	75%	3	0
Highland	1	0	11	12	10	91%	2	0
Hocking	0	1	8	9	6	67%	3	0
Holmes	6	14	0	20	15	107%	5	1
Huron	5	0	20	25	22	110%	3	0
Jackson	7	3	8	18	14	127%	4	4
Jefferson	3	0	15	18	15	100%	3	0
Knox	9	0	34	43	24	71%	19	3
Lake	99	2	262	363	296	112%	67	5
Lawrence	25	17	36	78	63	119%	15	1

Courts of Common Pleas – Domestic Relations Division
All Others Overall Caseloads
2013

County	Cases Pending January 1	New Filings	Reactivations and Transfers	Total Cases	Total Terminations	Clearance Rate	Cases Pending December 31	Cases Pending Beyond Time Guidelines
Licking	43	25	127	195	148	97%	47	7
Logan	15	0	77	92	72	94%	20	5
Lorain	78	9	164	251	199	115%	52	3
Lucas	186	0	393	579	485	123%	94	12
Madison	11	25	0	36	25	100%	11	1
Mahoning	29	0	152	181	150	99%	31	0
Marion	21	2	69	92	69	97%	23	4
Medina	58	0	235	293	211	90%	82	8
Meigs	11	16	4	31	15	75%	16	15
Mercer	2	1	16	19	18	106%	1	0
Miami	18	2	166	186	146	87%	40	0
Monroe	3	0	12	15	14	117%	1	0
Montgomery	88	0	401	489	415	103%	74	21
Morgan	5	1	7	13	10	125%	3	1
Morrow	2	0	0	2	2	-	0	0
Muskingum	14	0	53	67	62	117%	5	0
Noble	10	0	12	22	12	100%	10	4
Ottawa	14	10	0	24	15	150%	9	0
Paulding	11	0	9	20	9	100%	11	5
Perry	5	0	11	16	14	127%	2	0
Pickaway	0	0	0	0	0	-	0	0
Pike	7	2	30	39	23	72%	16	5
Portage	29	0	93	122	97	104%	25	11
Preble	9	0	9	18	11	122%	7	2
Putnam	7	8	6	21	12	86%	9	4
Richland	341	9	1,201	1,551	1,199	99%	352	17
Ross	13	3	26	42	27	93%	15	1
Sandusky	149	12	15	176	137	507%	39	36
Scioto	6	6	49	61	36	65%	25	6
Seneca	13	8	6	27	24	171%	3	0
Shelby	6	0	29	35	28	97%	7	2
Stark	122	0	1,054	1,176	1,072	102%	104	13
Summit	170	28	360	558	397	102%	161	27
Trumbull	42	0	99	141	112	113%	29	7
Tuscarawas	22	1	50	73	62	122%	11	0
Union	6	3	16	25	22	116%	3	1
Van Wert	2	0	1	3	3	300%	0	0
Vinton	2	1	2	5	5	167%	0	0
Warren	45	5	175	225	171	95%	54	3
Washington	4	0	24	28	19	79%	9	3
Wayne	1	0	7	8	5	71%	3	0
Williams	5	0	6	11	9	150%	2	0
Wood	26	1	74	101	69	92%	32	9
Wyandot	0	0	0	0	0	-	0	0
Statewide	3,135	319	12,629	16,083	13,132	101%	2,951	429

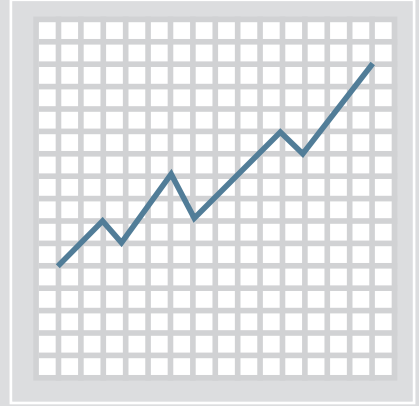
Courts of Common Pleas – Domestic Relations Division
All Others Terminations
2013

County	Uncontested Judge	Uncontested Magistrate	Trial by Judge	Trial by Magistrate	Voluntary Dismissal	Mediation/ Conciliation	Bankruptcy Stay/ Interlocutory Appeal	Transferred Out	Private Judge	Unavailability of Party	Other Terminations	Total Terminations
Adams	0	4	0	5	0	0	0	1	0	1	5	16
Allen	8	8	5	7	8	0	0	0	0	0	16	52
Ashland	15	5	0	3	9	0	0	1	0	0	2	35
Ashtabula	3	7	3	0	3	0	0	0	0	0	24	40
Athens	0	0	3	14	5	0	0	1	0	0	11	34
Auglaize	22	0	8	0	11	0	0	0	0	1	6	48
Belmont	0	0	0	0	1	0	0	0	0	0	6	7
Brown	0	13	1	16	13	0	0	0	0	0	11	54
Butler	1	3	219	1,041	463	0	11	0	0	381	783	2,902
Carroll	0	0	0	0	0	0	0	0	0	0	0	0
Champaign	8	0	4	0	4	0	0	2	0	0	3	21
Clark	0	0	0	0	0	0	0	0	0	0	0	0
Clermont	0	0	22	193	21	3	0	0	0	2	26	267
Clinton	0	4	3	13	7	0	0	0	0	0	7	34
Columbiana	0	19	1	7	6	0	0	0	0	1	0	34
Coshocton	0	0	2	2	3	0	0	0	0	0	8	15
Crawford	1	1	0	3	6	4	0	0	0	0	3	18
Cuyahoga	10	6	5	98	31	3	2	1	0	0	3	159
Darke	8	0	0	4	2	0	0	0	0	0	1	15
Defiance	2	3	2	1	1	0	0	0	0	0	0	9
Delaware	2	25	1	19	10	0	0	3	0	0	9	69
Erie	3	11	0	0	5	0	0	0	0	0	20	39
Fairfield	7	11	21	0	6	0	0	1	0	1	115	162
Fayette	0	5	0	6	1	0	0	0	0	0	2	14
Franklin	140	82	86	43	147	0	2	4	2	17	1,759	2,282
Fulton	2	1	5	6	8	1	0	0	0	0	2	25
Gallia	1	1	0	5	4	0	0	0	0	1	2	14
Geauga	2	6	0	3	1	1	0	1	0	0	3	17
Greene	18	15	3	3	14	0	0	0	0	0	2	55
Guernsey	0	1	1	14	3	0	0	0	0	0	31	50
Hamilton	1	7	94	189	57	6	4	2	0	8	121	489
Hancock	1	21	0	11	4	0	0	0	0	0	1	38
Hardin	0	0	0	0	0	0	0	1	0	0	3	4
Harrison	3	0	9	0	3	0	0	0	0	0	0	15
Henry	2	0	0	0	1	0	0	0	0	0	0	3
Highland	0	1	0	5	2	0	1	0	0	0	1	10
Hocking	2	0	0	2	0	0	0	0	0	0	2	6
Holmes	3	0	3	0	5	0	0	0	0	0	4	15
Huron	0	0	1	17	3	0	0	0	0	0	1	22
Jackson	0	1	2	5	1	0	0	1	0	0	4	14
Jefferson	0	0	12	0	2	0	0	1	0	0	0	15
Knox	0	7	0	6	5	0	0	0	0	0	6	24
Lake	0	0	4	65	22	5	3	0	0	0	197	296
Lawrence	10	37	0	2	3	0	0	0	0	0	11	63

Courts of Common Pleas – Domestic Relations Division
All Others Terminations
2013

County	Uncontested Judge	Uncontested Magistrate	Trial by Judge	Trial by Magistrate	Voluntary Dismissal	Mediation/ Conciliation	Bankruptcy Stay/ Interlocutory Appeal	Transferred Out	Private Judge	Unavailability of Party	Other Terminations	Total Terminations
Licking	17	29	7	64	25	1	2	1	0	0	2	148
Logan	8	1	15	3	29	0	0	0	0	0	16	72
Lorain	1	3	0	1	3	1	1	4	0	7	178	199
Lucas	0	72	1	200	3	1	6	0	0	6	196	485
Madison	2	1	1	15	6	0	0	0	0	0	0	25
Mahoning	0	67	2	81	0	0	0	0	0	0	0	150
Marion	26	0	34	2	4	0	0	0	0	0	3	69
Medina	8	13	26	116	21	6	2	5	0	10	4	211
Meigs	0	13	0	0	0	0	0	0	0	0	2	15
Mercer	0	7	0	2	1	0	0	0	0	0	8	18
Miami	0	5	0	29	29	2	0	2	0	1	78	146
Monroe	9	0	0	0	1	0	0	0	0	0	4	14
Montgomery	0	236	76	39	49	0	3	0	0	2	10	415
Morgan	1	0	4	0	1	0	0	1	0	0	3	10
Morrow	0	0	0	2	0	0	0	0	0	0	0	2
Muskingum	35	2	8	2	14	0	0	0	0	0	1	62
Noble	0	0	10	0	1	0	0	0	0	0	1	12
Ottawa	0	0	0	0	0	0	0	0	0	0	15	15
Paulding	0	0	0	0	2	0	0	0	0	0	7	9
Perry	0	1	0	8	1	0	1	0	0	1	2	14
Pickaway	0	0	0	0	0	0	0	0	0	0	0	0
Pike	18	0	0	0	4	0	0	1	0	0	0	23
Portage	1	0	18	18	9	0	0	1	0	1	49	97
Preble	0	0	1	6	1	0	0	0	0	0	3	11
Putnam	5	0	0	0	5	0	0	0	0	0	2	12
Richland	38	719	5	12	31	0	1	0	0	11	382	1,199
Ross	0	0	1	8	3	0	1	1	0	0	13	27
Sandusky	3	0	0	0	9	0	1	0	0	3	121	137
Scioto	3	5	3	10	3	4	1	0	0	3	4	36
Seneca	0	18	0	3	0	0	0	0	0	0	3	24
Shelby	0	11	0	9	8	0	0	0	0	0	0	28
Stark	1	0	83	54	33	2	3	0	0	0	896	1,072
Summit	17	38	2	166	9	0	1	1	0	1	162	397
Trumbull	0	0	0	56	7	1	0	0	0	0	48	112
Tuscarawas	2	4	12	28	4	0	1	0	0	1	10	62
Union	1	0	12	1	3	0	0	2	0	0	3	22
Van Wert	0	3	0	0	0	0	0	0	0	0	0	3
Vinton	0	0	3	0	1	0	0	0	0	1	0	5
Warren	1	0	1	113	22	0	1	0	0	4	29	171
Washington	5	7	1	1	1	0	0	1	0	1	2	19
Wayne	0	0	0	3	0	0	0	0	0	0	2	5
Williams	0	6	0	0	2	0	1	0	0	0	0	9
Wood	8	26	1	15	10	3	0	0	0	0	6	69
Wyandot	0	0	0	0	0	0	0	0	0	0	0	0
Statewide	485	1,592	847	2,875	1,256	44	49	40	2	466	5,476	13,132





COURTS OF COMMON PLEAS
PROBATE DIVISION



Courts of Common Pleas – Probate Division
Composite Report for the Entire State
2013

	Cases Pending January 1	Cases Filed	Cases Closed	Cases Pending December 31
Decedents' Estates	67,858	56,243	55,271	68,830
Guardianships of Minors	15,202	2,409	3,135	14,476
Guardianships of Incompetents	44,363	7,036	5,541	45,858
Emergency, Limited and Interim Guardianships	X	X	742	X
Conservatorships	336	101	103	334
Testamentary Trusts	7,553	495	790	7,258
Civil Actions	2,666	2,772	2,666	2,772
Adoptions	1,387	4,194	4,118	1,463
Mental Illness and Mental Retardation	1,854	5,883	6,057	1,680
Minors' Settlements	1,861	1,425	1,467	1,819
Wrongful Death	927	699	597	1,029
Delayed Registration and Correction of Birth	X	1,108	1,100	X
Change of Name	X	6,070	5,760	X
Totals	144,007	88,435	87,347	145,519
Marriage Applications Granted	68,208			

Notes:

- (1) Jackson County was unable to provide data. Accordingly, the statewide composite totals reflect data for all counties except Jackson County.
(2) "X" indicates data not applicable.

Courts of Common Pleas – Probate Division
Overall Caseloads
2013

County	Judges	-----Population-----		-----New Filings-----			-----Terminations-----			Clearance Rate
		Total	Per Judge	Total	Per Judge	Per 1,000 Population	Total	Per Judge	Per 1,000 Population	
The judges of the following counties have probate jurisdiction exclusively										
Butler	1	368,130	368,130	1,825	1,825	5	1,705	1,705	5	93%
Clark	1	138,333	138,333	1,214	1,214	9	1,324	1,324	10	109%
Cuyahoga	2	1,280,122	640,061	12,807	6,404	10	10,784	5,392	8	84%
Franklin	1	1,163,414	1,163,414	8,276	8,276	7	8,198	8,198	7	99%
Greene	1	161,573	161,573	1,101	1,101	7	1,239	1,239	8	113%
Hamilton	1	802,374	802,374	6,554	6,554	8	6,736	6,736	8	103%
Lake	1	230,041	230,041	1,592	1,592	7	1,602	1,602	7	101%
Lorain	1	301,356	301,356	1,872	1,872	6	1,695	1,695	6	91%
Lucas	1	441,815	441,815	3,646	3,646	8	3,745	3,745	8	103%
Mahoning	1	238,823	238,823	1,955	1,955	8	1,941	1,941	8	99%
Montgomery	1	535,153	535,153	4,266	4,266	8	4,054	4,054	8	95%
Richland	1	124,475	124,475	971	971	8	1,129	1,129	9	116%
Stark	1	375,586	375,586	1,955	1,955	5	1,909	1,909	5	98%
Summit	1	541,781	541,781	4,124	4,124	8	5,008	5,008	9	121%
Trumbull	1	210,312	210,312	2,259	2,259	11	2,250	2,250	11	100%
The judges of the following counties also have juvenile jurisdiction										
Allen	1	106,331	106,331	798	798	8	804	804	8	101%
Ashland	1	53,139	53,139	376	376	7	380	380	7	101%
Ashtabula	1	101,497	101,497	678	678	7	704	704	7	104%
Athens	1	64,757	64,757	570	570	9	631	631	10	111%
Belmont	1	70,400	70,400	490	490	7	423	423	6	86%
Brown	1	44,846	44,846	404	404	9	422	422	10	104%
Carroll	1	28,836	28,836	190	190	7	154	154	6	81%
Clermont	1	197,363	197,363	1,924	1,924	10	1,880	1,880	10	98%
Clinton	1	42,040	42,040	330	330	8	345	345	8	105%
Columbiana	1	107,841	107,841	704	704	7	620	620	6	88%
Coshocton	1	36,901	36,901	280	280	8	307	307	9	110%
Crawford	1	43,784	43,784	415	415	10	420	420	10	101%
Darke	1	52,959	52,959	568	568	11	491	491	9	86%
Defiance	1	39,037	39,037	383	383	10	407	407	10	106%
Delaware	1	174,214	174,214	830	830	5	851	851	5	103%
Fairfield	1	146,156	146,156	827	827	6	869	869	6	105%
Fayette	1	29,030	29,030	301	301	10	330	330	11	110%
Fulton	1	42,698	42,698	342	342	8	346	346	8	101%
Gallia	1	30,934	30,934	286	286	10	344	344	11	120%
Geauga	1	93,389	93,389	604	604	6	604	604	6	100%
Guernsey	1	40,087	40,087	335	335	8	317	317	8	95%
Hancock	1	74,782	74,782	723	723	10	718	718	10	99%
Hardin	1	32,058	32,058	265	265	8	294	294	9	111%
Harrison	1	15,864	15,864	119	119	8	122	122	8	103%
Highland	1	43,589	43,589	444	444	10	402	402	9	91%
Hocking	1	29,380	29,380	211	211	7	191	191	7	91%
Holmes	1	42,366	42,366	213	213	5	194	194	5	91%
Huron	1	59,626	59,626	405	405	7	415	415	7	102%
Jackson*	1	-	-	-	-	-	-	-	-	-
Jefferson	1	69,709	69,709	620	620	9	671	671	10	108%
Knox	1	60,921	60,921	469	469	8	476	476	8	101%
Lawrence	1	62,450	62,450	505	505	8	479	479	8	95%

* Jackson County was unable to provide data.

Courts of Common Pleas – Probate Division
Overall Caseloads
2013

County	Judges	-----Population-----		-----New Filings-----			-----Terminations-----			Clearance Rate
		Total	Per Judge	Total	Per Judge	Per 1,000 Population	Total	Per Judge	Per 1,000 Population	
Licking	1	166,492	166,492	1,085	1,085	7	1,093	1,093	7	101%
Madison	1	43,435	43,435	276	276	6	296	296	7	107%
Medina	1	172,332	172,332	977	977	6	972	972	6	99%
Meigs	1	23,770	23,770	171	171	7	177	177	8	104%
Mercer	1	40,814	40,814	356	356	9	338	338	8	95%
Miami	1	102,506	102,506	710	710	7	752	752	7	106%
Monroe	1	14,642	14,642	126	126	9	105	105	8	83%
Muskingum	1	86,074	86,074	623	623	7	659	659	8	106%
Ottawa	1	41,428	41,428	399	399	10	386	386	9	97%
Paulding	1	19,614	19,614	175	175	9	154	154	8	88%
Perry	1	36,058	36,058	229	229	6	280	280	8	122%
Pickaway	1	55,698	55,698	364	364	7	391	391	7	107%
Pike	1	28,709	28,709	191	191	7	167	167	6	87%
Portage	1	161,419	161,419	880	880	5	822	822	5	93%
Preble	1	42,270	42,270	274	274	7	288	288	7	105%
Putnam	1	34,499	34,499	273	273	8	275	275	8	101%
Ross	1	78,064	78,064	605	605	8	626	626	8	103%
Sandusky	1	60,944	60,944	511	511	9	532	532	9	104%
Scioto	1	79,499	79,499	967	967	12	819	819	10	85%
Seneca	1	56,745	56,745	473	473	8	570	570	10	121%
Shelby	1	49,423	49,423	378	378	8	388	388	8	103%
Tuscarawas	1	92,582	92,582	707	707	8	734	734	8	104%
Union	1	52,300	52,300	241	241	5	260	260	5	108%
Van Wert	1	28,744	28,744	283	283	10	270	270	10	95%
Vinton	1	13,435	13,435	121	121	9	111	111	9	92%
Warren	1	212,693	212,693	1,169	1,169	6	1,132	1,132	5	97%
Washington	1	61,778	61,778	544	544	9	522	522	9	96%
Wayne	1	114,520	114,520	754	754	7	750	750	7	99%
Williams	1	37,642	37,642	375	375	10	339	339	9	90%
Wood	1	125,488	125,488	760	760	6	766	766	6	101%
The judges of the following counties also have domestic relations and juvenile jurisdiction										
Auglaize	1	45,949	45,949	379	379	8	399	399	9	105%
Champaign	2	40,097	20,049	296	148	7	285	143	7	96%
Logan	2	45,858	22,929	432	216	10	430	215	10	100%
Marion	2	66,501	33,251	472	236	7	464	232	7	98%
The judge of the following county also has general jurisdiction										
Henry	1	28,215	28,215	233	233	8	233	233	8	100%
The judges of the following counties also have general, domestic relations, and juvenile jurisdiction										
Adams	1	28,550	28,550	198	198	7	239	239	9	121%
Morgan	1	15,054	15,054	148	148	10	141	141	9	95%
Morrow	2	34,827	17,414	239	120	7	158	79	5	66%
Noble	1	14,645	14,645	92	92	7	85	85	6	92%
Wyandot	1	22,615	22,615	185	185	8	182	182	8	98%
The judges of the following county also have general and domestic relations jurisdiction										
Erie	3	77,079	25,693	738	246	10	827	276	11	112%
Statewide*	95	11,536,504	121,437	88,435	931	10	87,347	919	11	99%

* Jackson County was unable to provide data.

All population data from 2010 U.S. Census

Courts of Common Pleas – Probate Division
Decedents' Estates and Wrongful Death Overall Caseloads
2013

County	-----Decedent's Estates-----				-----Wrongful Death-----			
	Cases Pending January 1	Cases Filed	Cases Closed	Cases Pending December 31	Cases Pending January 1	Cases Filed	Cases Closed	Cases Pending December 31
Adams	211	132	166	177	0	0	0	0
Allen	646	576	567	655	0	0	0	0
Ashland	322	283	285	320	0	0	0	0
Ashtabula	624	540	550	614	0	0	0	0
Athens	216	230	250	196	17	3	5	15
Auglaize	250	310	330	230	0	0	0	0
Belmont	592	369	325	636	0	0	0	0
Brown	161	280	275	166	5	3	1	7
Butler	1,606	1,251	1,036	1,821	0	0	0	0
Carroll	281	162	102	341	0	0	0	0
Champaign	129	216	201	144	0	0	0	0
Clark	628	816	849	595	6	1	1	6
Clermont	422	1,101	1,084	439	0	0	0	0
Clinton	170	229	230	169	0	0	0	0
Columbiana	484	508	491	501	0	0	0	0
Coshocton	191	199	228	162	0	0	0	0
Crawford	325	300	314	311	0	0	0	0
Cuyahoga	21,528	7,623	6,082	23,069	0	0	0	0
Darke	300	446	385	361	0	5	2	3
Defiance	159	271	286	144	28	6	6	28
Delaware	399	543	596	346	0	0	0	0
Erie	608	520	590	538	0	0	0	0
Fairfield	378	564	587	355	25	6	5	26
Fayette	87	198	206	79	8	3	2	9
Franklin	2,515	3,924	3,897	2,542	314	77	70	321
Fulton	158	261	260	159	0	0	0	0
Gallia	253	188	219	222	0	0	0	0
Geauga	346	398	375	369	0	0	0	0
Greene	1,178	706	812	1,072	0	10	10	0
Guernsey	195	188	178	205	5	3	2	6
Hamilton	2,416	3,788	3,929	2,275	0	0	0	0
Hancock	475	527	506	496	11	3	0	14
Hardin	173	196	202	167	3	0	1	2
Harrison	83	96	99	80	0	0	0	0
Henry	294	183	188	289	1	1	1	1
Highland	154	298	275	177	0	0	0	0
Hocking	110	128	111	127	7	2	1	8
Holmes	65	140	126	79	3	0	0	3
Huron	410	302	300	412	35	3	9	29
Jackson*	-	-	-	-	-	-	-	-
Jefferson	541	478	513	506	0	0	0	0
Knox	162	361	377	146	0	0	0	0
Lake	932	1,151	1,156	927	102	54	32	124
Lawrence	384	300	312	372	18	8	5	21

* Jackson County was unable to provide data.

Courts of Common Pleas – Probate Division
Decedents' Estates and Wrongful Death Overall Caseloads
2013

County	-----Decedent's Estates-----				-----Wrongful Death-----			
	Cases Pending January 1	Cases Filed	Cases Closed	Cases Pending December 31	Cases Pending January 1	Cases Filed	Cases Closed	Cases Pending December 31
Licking	432	734	713	453	24	3	1	26
Logan	258	324	309	273	0	0	0	0
Lorain	1,772	1,271	1,129	1,914	0	0	0	0
Lucas	1,856	2,285	2,272	1,869	0	0	0	0
Madison	209	206	211	204	24	7	14	17
Mahoning	2,368	1,384	1,342	2,410	0	0	0	0
Marion	379	352	333	398	0	0	0	0
Medina	679	649	643	685	41	7	10	38
Meigs	212	118	101	229	11	3	3	11
Mercer	175	261	265	171	0	1	0	1
Miami	417	534	553	398	5	1	0	6
Monroe	144	106	86	164	0	0	0	0
Montgomery	2,076	2,741	2,706	2,111	0	0	0	0
Morgan	209	108	94	223	0	0	0	0
Morrow	371	169	117	423	14	0	0	14
Muskingum	627	436	473	590	0	0	0	0
Noble	55	72	70	57	0	0	0	0
Ottawa	236	328	318	246	0	0	0	0
Paulding	162	122	124	160	5	0	1	4
Perry	123	176	201	98	2	0	0	2
Pickaway	169	272	283	158	5	6	6	5
Pike	63	144	125	82	17	8	6	19
Portage	694	624	591	727	60	13	7	66
Preble	220	200	215	205	0	0	0	0
Putnam	177	218	218	177	5	2	1	6
Richland	647	650	776	521	0	0	0	0
Ross	243	416	434	225	0	0	0	0
Sandusky	296	400	387	309	4	3	1	6
Scioto	441	375	379	437	57	13	7	63
Seneca	260	361	405	216	2	1	1	2
Shelby	166	300	290	176	0	0	0	0
Stark	1,682	962	998	1,646	0	0	0	0
Summit	3,561	2,741	3,410	2,892	0	0	0	0
Trumbull	1,819	1,280	1,303	1,796	45	405	359	91
Tuscarawas	308	501	516	293	0	21	21	0
Union	132	158	177	113	0	0	0	0
Van Wert	195	219	208	206	0	0	0	0
Vinton	91	77	64	104	1	4	4	1
Warren	564	774	733	605	13	10	1	22
Washington	267	373	339	301	0	0	0	0
Wayne	860	553	553	860	0	0	0	0
Williams	173	284	256	201	3	1	0	4
Wood	414	557	561	410	0	0	0	0
Wyandot	95	148	140	103	1	2	1	2
Statewide*	67,858	56,243	55,271	68,830	927	699	597	1,029

* Jackson County was unable to provide data.

Courts of Common Pleas – Probate Division
Guardianships Overall Caseloads
2013

-----Guardianships of Minors-----

-----Guardianships of Incompetents-----

County	-----Guardianships of Minors-----			-----Guardianships of Incompetents-----			Emergency, Limited, and Interim Appointments		
	Cases Pending Jan. 1	Cases Filed	Cases Closed	Cases Pending Dec. 31	Cases Pending Jan. 1	Cases Filed		Cases Closed	
Adams	48	1	4	45	136	24	4	156	2
Allen	281	25	40	266	542	40	34	548	11
Ashland	120	6	23	103	194	10	8	196	3
Ashtabula	71	3	8	66	376	41	42	375	3
Athens	47	7	15	39	213	21	23	211	3
Auglaize	64	3	10	57	102	14	11	105	1
Belmont	61	7	7	61	275	33	16	292	5
Brown	50	6	12	44	228	36	35	229	0
Butler	262	28	78	212	996	110	67	1,039	125
Carroll	51	6	2	55	154	10	19	145	2
Champaign	28	2	7	23	120	18	21	117	1
Clark	373	89	105	357	700	115	142	673	25
Clermont	73	49	56	66	592	376	365	603	0
Clinton	88	10	15	83	97	14	10	101	5
Columbiana	76	20	5	91	457	87	40	504	0
Coshocton	31	2	5	28	167	31	27	171	2
Crawford	119	14	17	116	181	29	16	194	6
Cuyahoga	3,842	813	881	3,774	7,548	1,489	1,033	8,004	0
Darke	127	14	26	115	221	28	22	227	6
Defiance	68	4	13	59	185	23	17	191	5
Delaware	312	50	76	286	152	48	19	181	3
Erie	83	18	15	86	398	66	47	417	27
Fairfield	49	4	13	40	407	49	51	405	1
Fayette	25	1	9	17	87	26	18	95	23
Franklin	2,065	333	480	1,918	3,825	573	424	3,974	35
Fulton	37	10	10	37	89	12	3	98	0
Gallia	33	6	10	29	229	21	41	209	2
Geauga	95	13	16	92	343	42	45	340	13
Greene	210	19	41	188	508	76	68	516	2
Guernsey	29	3	10	22	299	33	28	304	14
Hamilton	1,006	115	181	940	2,717	430	314	2,833	3
Hancock	27	9	4	32	438	55	53	440	34
Hardin	29	0	8	21	94	10	22	82	0
Harrison	11	1	2	10	24	5	4	25	2
Henry	45	2	1	46	125	5	5	125	2
Highland	109	25	17	117	119	23	15	127	2
Hocking	11	1	0	12	144	26	24	146	12
Holmes	16	2	4	14	181	23	16	188	0
Huron	80	4	8	76	175	24	15	184	6
Jackson*	-	-	-	-	-	-	-	-	-
Jefferson	42	5	9	38	356	40	38	358	10
Knox	25	1	5	21	233	36	20	249	4
Lake	411	36	56	391	798	128	105	821	7
Lawrence	190	36	26	200	259	41	36	264	9

* Jackson County was unable to provide data.

Courts of Common Pleas – Probate Division
Guardianships Overall Caseloads
2013

-----Guardianships of Minors-----

-----Guardianships of Incompetents-----

County	Cases Pending Jan. 1	Cases Filed	Cases Closed	Cases Pending Dec. 31	Cases Pending Jan. 1	Cases Filed	Cases Closed	Cases Pending Dec. 31	Emergency, Limited, and Interim Appointments
Licking	90	14	31	73	576	83	101	558	11
Logan	60	11	15	56	106	14	11	109	13
Lorain	724	87	69	742	814	104	72	846	17
Lucas	203	32	40	195	1,891	235	185	1,941	7
Madison	50	2	7	45	116	19	15	120	0
Mahoning	139	18	30	127	1,305	172	113	1,364	25
Marion	49	9	9	49	297	30	19	308	4
Medina	256	58	53	261	524	73	54	543	10
Meigs	25	1	7	19	74	13	24	63	5
Mercer	49	21	8	62	112	14	10	116	9
Miami	85	4	11	78	332	67	55	344	11
Monroe	22	5	5	22	34	3	2	35	0
Montgomery	337	48	59	326	1,776	415	320	1,871	19
Morgan	30	7	11	26	94	8	8	94	3
Morrow	56	6	3	59	204	21	7	218	0
Muskingum	66	4	10	60	411	40	36	415	21
Noble	9	2	0	11	28	5	2	31	3
Ottawa	30	1	6	25	187	28	19	196	5
Paulding	44	10	2	52	71	5	0	76	1
Perry	33	2	9	26	176	16	32	160	1
Pickaway	60	9	13	56	107	11	20	98	1
Pike	21	2	3	20	99	10	8	101	0
Portage	81	10	18	73	445	66	34	477	2
Preble	36	4	2	38	174	19	20	173	5
Putnam	81	7	3	85	135	18	11	142	6
Richland	131	15	35	111	632	64	60	636	5
Ross	123	7	17	113	265	42	27	280	5
Sandusky	52	9	16	45	251	27	22	256	26
Scioto	57	7	10	54	278	42	31	289	13
Seneca	42	5	13	34	280	27	24	283	11
Shelby	42	5	15	32	133	14	15	132	11
Stark	72	14	15	71	1,519	204	133	1,590	0
Summit	325	59	105	279	2,125	327	292	2,160	0
Trumbull	178	15	37	156	903	145	127	921	17
Tuscarawas	55	8	9	54	281	30	28	283	10
Union	34	12	13	33	110	21	19	112	8
Van Wert	58	5	1	62	121	11	8	124	4
Vinton	23	3	10	16	75	11	10	76	0
Warren	212	33	47	198	595	96	68	623	13
Washington	25	1	5	21	204	28	35	197	6
Wayne	160	17	16	161	467	40	46	461	2
Williams	53	6	2	57	135	17	15	137	3
Wood	68	4	10	62	357	50	36	371	7
Wyandot	36	7	5	38	60	10	4	66	6
Statewide*	15,202	2,409	3,135	14,476	44,363	7,036	5,541	45,858	742

* Jackson County was unable to provide data.

Courts of Common Pleas – Probate Division
Conservatorships, Testamentary Trusts, and Civil Actions Overall Caseloads
2013

County	-----Conservatorships-----			-----Testamentary Trusts-----			-----Civil Actions-----			Cases Pending Dec. 31		
	Cases Pending Jan. 1	Cases Filed	Cases Closed	Cases Pending Dec. 31	Cases Pending Jan. 1	Cases Filed	Cases Closed	Cases Pending Dec. 31	Cases Pending Jan. 1		Cases Filed	Cases Closed
Adams	1	0	0	1	4	2	0	6	15	3	5	13
Allen	1	1	0	2	82	7	6	83	16	7	14	9
Ashland	0	0	0	0	48	6	5	49	7	9	6	10
Ashtabula	1	0	0	1	45	2	3	44	46	22	10	58
Athens	2	1	2	1	28	3	1	30	12	7	8	11
Auglaize	0	0	0	0	47	3	4	46	5	11	7	9
Belmont	2	0	0	2	53	2	3	52	9	15	10	14
Brown	0	0	0	0	41	1	7	35	34	7	28	13
Butler	2	1	2	1	116	22	24	114	37	50	37	50
Carroll	1	0	0	1	17	0	0	17	2	0	0	2
Champaign	0	0	0	0	11	0	1	10	3	5	5	3
Clark	2	1	0	3	102	7	13	96	27	43	30	40
Clermont	0	0	0	0	48	35	37	46	10	30	26	14
Clinton	0	0	0	0	48	3	6	45	3	9	7	5
Columbiana	0	1	1	0	76	7	10	73	0	0	0	0
Coshocton	0	1	0	1	67	1	2	66	5	6	2	9
Crawford	5	1	2	4	86	7	5	88	13	5	4	14
Cuyahoga	92	30	19	103	770	42	85	727	338	567	562	343
Darke	3	0	0	3	79	4	6	77	3	27	8	22
Defiance	6	0	3	3	36	3	5	34	9	14	12	11
Delaware	0	1	0	1	89	5	15	79	12	28	24	16
Erie	9	1	0	10	82	2	6	78	34	15	19	30
Fairfield	2	0	0	2	48	5	3	50	21	41	39	23
Fayette	1	0	1	0	44	9	2	51	8	15	12	11
Franklin	33	16	15	34	382	23	49	356	411	338	306	443
Fulton	0	0	0	0	25	2	6	21	7	3	5	5
Gallia	1	0	0	1	30	4	1	33	9	18	19	8
Geauga	3	1	1	3	55	2	4	53	23	31	28	26
Greene	5	0	2	3	98	5	32	71	59	36	31	64
Guernsey	3	1	1	3	25	1	1	25	13	16	17	12
Hamilton	5	4	3	6	821	21	59	783	82	199	205	76
Hancock	7	0	2	5	33	8	0	41	9	9	6	12
Hardin	0	0	0	0	49	5	9	45	7	6	4	9
Harrison	0	0	0	0	3	2	0	5	3	2	3	2
Henry	4	0	0	4	56	0	3	53	16	2	2	16
Highland	4	1	1	4	32	2	4	30	23	29	27	25
Hocking	1	0	0	1	15	0	0	15	7	3	3	7
Holmes	0	0	0	0	15	0	4	11	5	11	7	9
Huron	2	0	0	2	69	2	7	64	11	13	15	9
Jackson*	-	-	-	-	-	-	-	-	-	-	-	-
Jefferson	2	0	1	1	53	1	8	46	2	3	4	1
Knox	0	1	1	0	23	4	5	22	4	10	11	3
Lake	0	0	0	0	130	2	8	124	54	40	39	55
Lawrence	8	0	0	8	41	3	0	44	7	17	7	17

* Jackson County was unable to provide data.

Courts of Common Pleas – Probate Division
Conservatorships, Testamentary Trusts, and Civil Actions Overall Caseloads
2013

County	-----Conservatorships-----				-----Testamentary Trusts-----				-----Civil Actions-----			
	Cases Pending Jan. 1	Cases Filed	Cases Closed	Cases Pending Dec. 31	Cases Pending Jan. 1	Cases Filed	Cases Closed	Cases Pending Dec. 31	Cases Pending Jan. 1	Cases Filed	Cases Closed	Cases Pending Dec. 31
Licking	3	1	1	3	181	13	28	166	43	50	54	39
Logan	3	0	2	1	66	1	8	59	9	17	9	17
Lorain	5	0	0	5	173	16	10	179	117	76	111	82
Lucas	14	5	5	14	191	8	16	183	136	140	139	137
Madison	2	0	1	1	40	5	7	38	7	4	5	6
Mahoning	4	0	2	2	278	22	22	278	73	42	53	62
Marion	3	0	1	2	86	5	5	86	43	16	24	35
Medina	8	5	6	7	59	3	12	50	37	35	39	33
Meigs	5	0	2	3	19	2	1	20	3	0	0	3
Mercer	1	1	0	2	25	7	7	25	3	12	7	8
Miami	2	0	1	1	141	6	9	138	6	10	4	12
Monroe	0	0	0	0	5	0	1	4	1	3	2	2
Montgomery	3	2	2	3	334	29	42	321	92	103	85	110
Morgan	0	0	0	0	22	1	2	21	10	3	4	9
Morrow	3	0	0	3	40	10	9	41	20	4	3	21
Muskingum	0	1	0	1	140	0	2	138	25	16	7	34
Noble	0	0	0	0	7	0	1	6	2	3	2	3
Ottawa	1	1	0	2	21	0	0	21	2	5	3	4
Paulding	0	0	0	0	37	3	2	38	28	10	3	35
Perry	0	1	1	0	16	0	0	16	11	5	10	6
Pickaway	1	1	0	2	52	3	7	48	8	14	13	9
Pike	0	0	0	0	9	1	1	9	4	2	4	2
Portage	0	0	0	0	96	4	10	90	17	20	18	19
Preble	1	0	1	0	23	3	1	25	9	9	8	10
Putnam	1	0	0	1	35	2	5	32	11	3	9	5
Richland	3	0	0	3	159	6	10	155	43	57	56	44
Ross	1	0	0	1	46	2	3	45	7	22	16	13
Sandusky	6	1	1	6	36	4	6	34	20	11	18	13
Scioto	0	0	0	0	28	5	5	28	4	1	0	5
Seneca	3	3	0	6	55	1	8	48	6	23	21	8
Shelby	0	0	0	0	26	2	1	27	4	15	8	11
Stark	2	0	0	2	153	11	26	138	196	43	36	203
Summit	30	10	13	27	260	14	19	255	74	122	103	93
Trumbull	5	6	3	8	204	16	13	207	83	65	83	65
Tuscarawas	0	0	0	0	40	3	4	39	4	6	7	3
Union	2	0	0	2	29	1	3	27	9	2	3	8
Van Wert	0	0	0	0	18	1	4	15	8	6	9	5
Vinton	3	0	1	2	8	1	1	8	0	2	0	2
Warren	0	0	0	0	94	5	9	90	18	15	19	14
Washington	1	0	0	1	73	5	3	75	8	10	10	8
Wayne	6	0	1	5	97	1	4	94	27	20	23	24
Williams	1	0	0	1	61	7	8	60	7	13	8	12
Wood	5	0	2	3	41	1	6	36	7	15	14	8
Wyandot	0	0	0	0	7	0	0	7	3	0	2	1
Statewide*	336	101	103	334	7,553	495	790	7,258	2,666	2,772	2,666	2,772

* Jackson County was unable to provide data.

Courts of Common Pleas – Probate Division
Miscellaneous Overall Caseloads
2013

County	--Adoptions--		Mental Illness and --Retardation--		Minors' --Settlements--		Birth Record --Correction--		Name --Changes--		Marriages Applications --Granted--
	Cases Filed	Cases Closed	Cases Filed	Cases Closed	Cases Filed	Cases Closed	Cases Filed	Cases Closed	Cases Filed	Cases Closed	
Adams	15	23	7	6	0	12	6	3	8	14	186
Allen	55	38	51	52	9	12	7	7	20	23	582
Ashland	24	18	0	0	6	1	9	8	23	23	357
Ashtabula	25	24	7	8	9	28	1	2	28	26	558
Athens	28	25	236	261	4	6	7	9	23	23	372
Auglaize	13	13	6	5	2	0	1	4	16	14	291
Belmont	15	13	16	6	5	5	3	3	25	30	282
Brown	26	27	3	4	19	8	4	4	19	21	222
Butler	128	136	29	32	47	26	14	14	145	128	2,024
Carroll	4	2	0	0	2	3	0	0	6	24	142
Champaign	25	18	2	3	6	3	0	0	22	25	251
Clark	34	52	26	28	20	17	11	12	51	50	762
Clermont	95	93	46	50	99	85	5	5	88	79	1,207
Clinton	30	36	4	7	0	1	1	1	30	27	329
Columbiana	29	27	10	10	10	7	2	3	30	26	587
Coshocton	12	10	4	4	1	4	11	11	12	12	251
Crawford	36	28	1	1	2	3	5	5	15	19	279
Cuyahoga	363	337	578	515	165	199	167	161	970	910	6,885
Darke	17	13	0	0	7	3	3	3	17	17	345
Defiance	20	17	12	14	5	3	2	2	23	24	218
Delaware	42	35	0	1	8	8	10	9	95	65	751
Erie	26	26	44	47	2	5	4	4	40	41	427
Fairfield	61	66	25	24	12	16	14	14	46	50	825
Fayette	20	27	11	9	1	3	0	0	17	18	179
Franklin	584	572	1,173	1,164	155	138	192	193	888	855	8,368
Fulton	10	11	25	25	3	8	1	1	15	17	251
Gallia	8	13	13	13	5	4	10	10	13	12	138
Geauga	23	28	21	21	5	6	8	10	60	57	411
Greene	99	98	24	18	20	34	27	16	79	75	878
Guernsey	18	19	39	11	2	4	13	13	18	19	271
Hamilton	218	216	1,043	1,084	108	110	153	153	475	479	4,467
Hancock	41	42	10	10	6	6	19	21	36	34	516
Hardin	17	17	6	6	3	4	7	8	15	13	174
Harrison	7	7	2	1	0	0	0	0	4	4	107
Henry	15	14	5	0	7	4	1	1	12	12	157
Highland	27	23	5	5	3	2	11	11	20	20	283
Hocking	29	18	1	1	10	9	2	2	9	10	228
Holmes	14	11	1	1	1	1	14	14	7	10	318
Huron	23	19	3	3	6	8	0	0	25	25	338
Jackson*	-	-	-	-	-	-	-	-	-	-	-
Jefferson	20	22	31	27	8	5	7	7	27	27	385
Knox	14	11	0	0	2	3	14	14	26	25	368
Lake	38	52	0	0	7	3	12	14	124	130	1,225
Lawrence	31	22	26	26	8	1	6	7	29	28	282

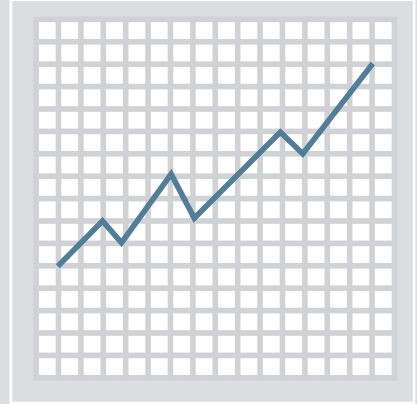
* Jackson County was unable to provide data.

Courts of Common Pleas – Probate Division
Miscellaneous Overall Caseloads
2013

County	--Adoptions--		Mental Illness and --Retardation--		Minors' --Settlements--		Birth Record --Correction--		Name --Changes--		Marriages Applications --Granted--
	Cases Filed	Cases Closed	Cases Filed	Cases Closed	Cases Filed	Cases Closed	Cases Filed	Cases Closed	Cases Filed	Cases Closed	
Licking	78	59	4	4	14	2	3	4	88	84	989
Logan	36	30	4	4	4	6	6	6	15	17	336
Lorain	86	79	29	22	49	30	8	9	146	147	1,447
Lucas	197	193	396	453	84	173	42	41	222	221	4,306
Madison	4	3	1	1	7	12	3	2	18	18	234
Mahoning	48	93	118	116	28	28	23	20	100	97	1,182
Marion	24	29	2	6	17	17	6	5	11	12	411
Medina	50	47	0	0	9	10	2	5	86	83	853
Meigs	13	10	7	9	0	3	2	1	12	11	120
Mercer	16	9	0	0	5	6	6	6	12	11	304
Miami	34	43	11	10	5	12	4	5	34	38	666
Monroe	3	3	2	2	1	0	0	0	3	4	109
Montgomery	158	147	446	356	55	50	27	28	242	240	3,049
Morgan	5	4	0	0	3	3	4	4	9	8	112
Morrow	8	5	0	0	5	2	5	4	11	8	174
Muskingum	42	43	45	32	6	4	5	5	28	26	536
Noble	8	3	1	0	0	2	0	0	1	2	96
Ottawa	3	5	4	4	3	3	1	1	25	22	249
Paulding	3	1	0	0	2	0	3	3	17	17	109
Perry	12	10	1	1	1	1	1	0	14	14	209
Pickaway	7	9	1	1	6	6	2	2	32	30	344
Pike	8	4	1	1	1	0	4	4	10	11	226
Portage	25	20	0	0	20	22	4	3	94	97	799
Preble	19	19	7	8	6	3	0	0	7	6	215
Putnam	6	8	1	1	4	2	0	0	12	11	227
Richland	78	78	28	30	18	22	9	11	46	46	707
Ross	23	29	57	57	4	4	9	9	23	25	541
Sandusky	19	19	7	7	5	4	4	5	21	20	373
Scioto	40	39	269	267	15	10	22	21	178	37	411
Seneca	21	22	11	10	5	39	1	1	14	15	282
Shelby	27	27	0	0	5	9	3	3	7	9	298
Stark	123	127	313	313	59	36	14	14	212	211	2,127
Summit	197	190	279	549	51	17	41	38	283	272	2,978
Trumbull	55	50	151	151	23	20	10	11	88	76	1,086
Tuscarawas	71	72	3	3	32	32	12	12	20	20	604
Union	15	14	0	0	12	5	3	3	17	15	275
Van Wert	22	21	1	1	3	1	5	5	10	8	194
Vinton	9	9	4	4	2	1	6	5	2	2	92
Warren	80	87	51	51	11	10	2	2	92	92	1,090
Washington	27	26	61	58	12	14	5	5	22	21	490
Wayne	49	42	3	3	13	18	6	6	52	36	701
Williams	16	15	16	16	4	5	3	3	8	8	259
Wood	48	52	0	1	13	10	7	8	65	59	782
Wyandot	2	4	2	2	3	5	1	1	10	12	139
Statewide*	4,194	4,118	5,883	6,057	1,425	1,467	1,108	1,100	6,070	5,760	68,208

* Jackson County was unable to provide data.





COURTS OF COMMON PLEAS
JUVENILE DIVISION



Courts of Common Pleas – Juvenile Division
Composite Report for the Entire State
2013

	Delinquency	Traffic	Dependency, Neglect or Abuse	Unruly	Adult	Permanent Custody Motion	Change of Custody/Visitation	Enforce/Modify Support	Parentage	U.I.F.S.A.	All Others	Total
Cases Pending Beginning of Year	14,380	4,497	5,218	2,384	1,563	853	11,930	19,500	5,844	279	2,291	68,739
New Cases Filed	58,585	40,596	13,736	10,747	5,807	393	13,820	18,480	6,795	970	3,119	173,048
Transferred In, Reactivated or Redesignated Cases	13,492	2,363	3,447	2,065	1,273	2,011	17,067	40,966	2,506	197	10,453	95,840
Total Cases	86,457	47,456	22,401	15,196	8,643	3,257	42,817	78,946	15,145	1,446	15,863	337,627
Cases Terminated By:												
Trial by Judge	1,060	165	1,172	117	205	560	1,444	1,955	201	20	312	7,211
Trial by Magistrate	4,525	611	4,616	260	225	370	8,281	9,367	1,438	241	842	30,776
Dismissal by Party, Judge or Prosecutor	13,328	6,093	3,062	3,885	2,575	118	5,603	11,474	2,231	144	1,148	49,661
Admission to Judge	9,848	5,992	2,421	1,674	1,195	198	2,604	4,812	1,311	148	338	30,541
Admission to Magistrate	26,470	23,078	4,049	4,299	1,368	147	5,311	14,729	2,161	258	1,991	83,861
Certification or Waiver Granted	112	X	X	X	X	X	X	X	X	X	X	112
Unavailability of Party for Trial	10,460	1,134	123	1,695	1,129	35	319	6,729	1,236	41	32	22,933
Transferred Out	3,667	4,385	400	382	35	34	690	729	197	30	117	10,666
Referred to Private Judge	X	X	X	X	X	X	1	1	0	0	0	2
Interlocutory Appeal or Order	9	1	0	0	0	1	6	3	5	0	0	25
All Other Terminations	4,081	1,633	1,577	885	312	456	6,419	9,698	1,185	299	9,323	35,868
Total Terminations	73,560	43,092	17,420	13,197	7,044	1,919	30,678	59,497	9,965	1,181	14,103	271,656
Cases Pending End of Year	12,897	4,362	4,981	1,999	1,599	1,338	12,139	19,449	5,180	265	1,760	65,969
Time Guideline (Months)	6	3	3	3	6	9	9	12	12	3	6	X
Cases Pending End of Year Beyond Time Guideline	925	466	1,009	361	258	94	1,127	1,184	1,156	117	221	6,918
Number of Informal Cases (All Case Types)	21,728											

“X” indicates data not applicable

Courts of Common Pleas – Juvenile Division
Overall Caseloads
2013

County	Judges	-----Population-----		New Filings, Transfers, -----Reactivations-----			-----Terminations-----			Clearance Rate
		Total	Per Judge	Total	Per Judge	Per 1,000 Population	Total	Per Judge	Per 1,000 Population	
The judges of the following counties have juvenile jurisdiction exclusively										
Butler	2	368,130	184,065	8,351	4,176	23	7,414	3,707	20	89%
Cuyahoga	6	1,280,122	213,354	21,986	3,664	17	21,732	3,622	17	99%
Erie	1	77,079	77,079	3,522	3,522	46	3,596	3,596	47	102%
Greene	1	161,573	161,573	2,797	2,797	17	2,913	2,913	18	104%
Hamilton	2	802,374	401,187	25,008	12,504	31	25,747	12,874	32	103%
Lake	1	230,041	230,041	3,411	3,411	15	3,341	3,341	15	98%
Lucas	2	441,815	220,908	10,883	5,442	25	11,322	5,661	26	104%
Mahoning	1	238,823	238,823	4,319	4,319	18	4,547	4,547	19	105%
Montgomery	2	535,153	267,577	14,607	7,304	27	15,706	7,853	29	108%
Richland	1	124,475	124,475	2,637	2,637	21	2,577	2,577	21	98%
Summit	1	541,781	541,781	7,564	7,564	14	7,597	7,597	14	100%
The judges of the following counties also have probate jurisdiction										
Allen	1	106,331	106,331	3,396	3,396	32	3,336	3,336	31	98%
Ashland	1	53,139	53,139	1,135	1,135	21	1,207	1,207	23	106%
Ashtabula	1	101,497	101,497	1,880	1,880	19	1,651	1,651	16	88%
Athens	1	64,757	64,757	971	971	15	1,167	1,167	18	120%
Belmont	1	70,400	70,400	1,368	1,368	19	1,512	1,512	21	111%
Brown	1	44,846	44,846	772	772	17	761	761	17	99%
Carroll	1	28,836	28,836	822	822	29	852	852	30	104%
Clermont	1	197,363	197,363	7,204	7,204	37	6,949	6,949	35	96%
Clinton	1	42,040	42,040	1,130	1,130	27	1,170	1,170	28	104%
Columbiana	1	107,841	107,841	2,342	2,342	22	2,302	2,302	21	98%
Coshocton	1	36,901	36,901	1,106	1,106	30	1,092	1,092	30	99%
Crawford	1	43,784	43,784	911	911	21	907	907	21	100%
Darke	1	52,959	52,959	972	972	18	947	947	18	97%
Defiance	1	39,037	39,037	537	537	14	525	525	13	98%
Delaware	1	174,214	174,214	2,440	2,440	14	2,512	2,512	14	103%
Fairfield	1	146,156	146,156	1,633	1,633	11	1,600	1,600	11	98%
Fayette	1	29,030	29,030	1,226	1,226	42	1,243	1,243	43	101%
Fulton	1	42,698	42,698	920	920	22	872	872	20	95%
Gallia	1	30,934	30,934	1,078	1,078	35	1,105	1,105	36	103%
Geauga	1	93,389	93,389	2,632	2,632	28	2,677	2,677	29	102%
Guernsey	1	40,087	40,087	1,275	1,275	32	1,271	1,271	32	100%
Hancock	1	74,782	74,782	1,491	1,491	20	1,462	1,462	20	98%
Hardin	1	32,058	32,058	776	776	24	676	676	21	87%
Harrison	1	15,864	15,864	395	395	25	395	395	25	100%
Highland	1	43,589	43,589	1,193	1,193	27	1,146	1,146	26	96%
Hocking	1	29,380	29,380	910	910	31	880	880	30	97%
Holmes	1	42,366	42,366	475	475	11	475	475	11	100%
Huron	1	59,626	59,626	1,039	1,039	17	1,042	1,042	17	100%
Jackson	1	33,225	33,225	744	744	22	893	893	27	120%
Jefferson	1	69,709	69,709	2,361	2,361	34	2,295	2,295	33	97%
Knox	1	60,921	60,921	1,789	1,789	29	1,717	1,717	28	96%
Lawrence	1	62,450	62,450	961	961	15	1,012	1,012	16	105%
Licking	1	166,492	166,492	2,447	2,447	15	2,462	2,462	15	101%
Madison	1	43,435	43,435	802	802	18	794	794	18	99%
Medina	1	172,332	172,332	1,522	1,522	9	1,513	1,513	9	99%
Meigs	1	23,770	23,770	1,262	1,262	53	1,176	1,176	49	93%

Courts of Common Pleas – Juvenile Division
Overall Caseloads
2013

County	Judges	-----Population-----		New Filings, Transfers, -----Reactivations-----			-----Terminations-----			Clearance Rate
		Total	Per Judge	Total	Per Judge	Per 1,000 Population	Total	Per Judge	Per 1,000 Population	
Mercer	1	40,814	40,814	1,046	1,046	26	1,091	1,091	27	104%
Miami	1	102,506	102,506	4,399	4,399	43	4,456	4,456	43	101%
Monroe	1	14,642	14,642	173	173	12	111	111	8	64%
Muskingum	1	86,074	86,074	2,088	2,088	24	2,049	2,049	24	98%
Ottawa	1	41,428	41,428	976	976	24	968	968	23	99%
Paulding	1	19,614	19,614	336	336	17	366	366	19	109%
Perry	1	36,058	36,058	1,058	1,058	29	1,102	1,102	31	104%
Pickaway	1	55,698	55,698	1,383	1,383	25	1,403	1,403	25	101%
Pike	1	28,709	28,709	724	724	25	711	711	25	98%
Portage	1	161,419	161,419	2,285	2,285	14	2,234	2,234	14	98%
Preble	1	42,270	42,270	1,215	1,215	29	1,061	1,061	25	87%
Putnam	1	34,499	34,499	590	590	17	568	568	16	96%
Ross	1	78,064	78,064	1,372	1,372	18	1,287	1,287	16	94%
Sandusky	1	60,944	60,944	2,646	2,646	43	2,691	2,691	44	102%
Scioto	1	79,499	79,499	991	991	12	923	923	12	93%
Seneca	1	56,745	56,745	1,575	1,575	28	1,532	1,532	27	97%
Shelby	1	49,423	49,423	1,130	1,130	23	1,131	1,131	23	100%
Tuscarawas	1	92,582	92,582	1,180	1,180	13	1,155	1,155	12	98%
Union	1	52,300	52,300	1,418	1,418	27	1,424	1,424	27	100%
Van Wert	1	28,744	28,744	788	788	27	813	813	28	103%
Vinton	1	13,435	13,435	496	496	37	357	357	27	72%
Warren	1	212,693	212,693	5,293	5,293	25	4,538	4,538	21	86%
Washington	1	61,778	61,778	1,060	1,060	17	1,080	1,080	17	102%
Wayne	1	114,520	114,520	2,407	2,407	21	2,632	2,632	23	109%
Williams	1	37,642	37,642	655	655	17	640	640	17	98%
Wood	1	125,488	125,488	2,856	2,856	23	2,909	2,909	23	102%
The judges of the following counties also have domestic relations jurisdiction										
Clark	1	138,333	138,333	5,062	5,062	37	5,298	5,298	38	105%
Franklin	5	1,163,414	232,683	33,454	6,691	29	34,236	6,847	29	102%
Henry	1	28,215	28,215	769	769	27	777	777	28	101%
Lorain	3	301,356	100,452	9,952	3,317	33	9,894	3,298	33	99%
Stark	3	375,586	125,195	6,840	2,280	18	8,449	2,816	22	124%
Trumbull	2	210,312	105,156	4,593	2,297	22	4,445	2,223	21	97%
The judges of the following counties also have domestic relations and probate jurisdiction										
Auglaize	1	45,949	45,949	879	879	19	873	873	19	99%
Champaign	2	40,097	20,049	1,449	725	36	1,428	714	36	99%
Logan	2	45,858	22,929	1,117	559	24	1,226	613	27	110%
Marion	2	66,501	33,251	2,977	1,489	45	2,926	1,463	44	98%
The judges of the following counties also have general, domestic relations, and probate jurisdiction										
Adams	1	28,550	28,550	820	820	29	852	852	30	104%
Morgan	1	15,054	15,054	536	536	36	512	512	34	96%
Morrow	2	34,827	17,414	667	334	19	759	380	22	114%
Noble	1	14,645	14,645	176	176	12	169	169	12	96%
Wyandot	1	22,615	22,615	455	455	20	492	492	22	108%
Statewide	110	11,536,504	104,877	268,888	2,444	23	271,656	2,470	24	101%

All population data from 2010 U.S. Census.

Courts of Common Pleas – Juvenile Division

Overall Terminations

2013

County	Trial by Judge	Trial by Magistrate	Dismissal	Admission to Judge	Admission to Magistrate	Certification or Waiver Granted	Unavailability of Party	Transferred Out	Private Judge	Interlocutory Appeal/Order	Other Terminations	Total Terminations
The judges of the following counties have juvenile jurisdiction exclusively												
Butler	14	1,308	888	381	3,223	7	588	126	0	0	879	7,414
Cuyahoga	235	1,250	5,146	2,779	5,899	20	4,134	604	0	4	1,661	21,732
Erie	12	82	619	15	1,684	0	308	316	0	0	560	3,596
Greene	186	1,265	346	14	740	0	2	302	0	0	58	2,913
Hamilton	238	5,721	4,039	141	9,338	18	5,744	115	0	7	386	25,747
Lake	44	160	420	620	1,731	1	101	10	0	0	254	3,341
Lucas	102	2,870	2,935	174	2,240	6	1,763	4	0	0	1,228	11,322
Mahoning	20	1,702	426	723	1,161	5	163	171	0	0	176	4,547
Montgomery	109	3,134	2,828	847	7,076	11	1,467	115	0	0	119	15,706
Richland	7	118	399	221	1,532	0	20	247	0	0	33	2,577
Summit	146	794	1,710	301	3,569	15	702	172	0	0	188	7,597
The judges of the following counties also have probate jurisdiction												
Allen	40	621	506	228	1,060	0	201	156	0	0	524	3,336
Ashland	158	163	101	395	196	1	34	95	0	0	64	1,207
Ashtabula	0	1	308	114	928	0	0	2	0	0	298	1,651
Athens	44	28	139	263	601	0	4	30	0	0	58	1,167
Belmont	6	314	323	489	161	0	0	50	0	0	169	1,512
Brown	2	2	74	522	112	0	1	48	0	0	0	761
Carroll	580	0	29	203	0	0	5	16	0	0	19	852
Clermont	48	235	969	381	2,205	0	329	953	0	1	1,828	6,949
Clinton	36	12	204	160	640	0	24	78	0	0	16	1,170
Columbiana	87	268	363	268	1,197	0	51	57	0	0	11	2,302
Coshocton	98	12	151	86	663	0	33	30	0	0	19	1,092
Crawford	6	2	70	361	382	1	0	80	0	0	5	907
Darke	0	0	289	521	13	0	0	48	0	0	76	947
Defiance	1	0	125	243	64	0	0	92	0	0	0	525
Delaware	37	346	633	56	1,120	0	27	165	0	0	128	2,512
Fairfield	235	91	158	249	590	0	18	135	0	0	124	1,600
Fayette	453	0	146	363	1	0	11	61	0	0	208	1,243
Fulton	11	0	167	311	152	0	6	69	0	0	156	872
Gallia	82	333	305	283	0	0	0	25	0	0	77	1,105
Geauga	10	2	81	553	320	1	81	18	0	0	1,611	2,677
Guernsey	109	352	278	189	144	0	40	65	0	0	94	1,271
Hancock	21	246	209	310	536	0	24	101	0	0	15	1,462
Hardin	0	5	190	296	66	0	3	33	0	0	83	676
Harrison	120	125	37	58	0	0	0	29	0	0	26	395
Highland	683	0	258	149	0	0	25	28	0	0	3	1,146
Hocking	153	128	92	297	46	0	100	10	0	0	54	880
Holmes	38	0	63	260	0	0	0	36	0	0	78	475
Huron	43	27	105	590	96	0	11	102	0	0	68	1,042
Jackson	9	9	355	236	42	0	0	36	0	0	206	893
Jefferson	2	525	338	1,015	97	2	40	22	0	0	254	2,295
Knox	20	25	195	528	210	0	0	86	0	0	653	1,717
Lawrence	3	0	294	320	308	0	0	9	0	0	78	1,012
Licking	7	280	80	35	1,069	0	0	161	0	0	830	2,462
Madison	50	0	92	178	283	0	0	132	0	0	59	794
Medina	6	53	220	32	916	0	5	108	0	0	173	1,513

Courts of Common Pleas – Juvenile Division
Overall Terminations
2013

County	Trial by Judge	Trial by Magistrate	Dismissal	Admission to Judge	Admission to Magistrate	Certification or Waiver Granted	Unavailability of Party	Transferred Out	Private Judge	Interlocutory Appeal/Order	Other Terminations	Total Terminations
Meigs	173	116	265	586	0	0	0	9	0	0	27	1,176
Mercer	1	0	123	362	0	0	5	74	0	0	526	1,091
Miami	277	1,115	490	193	1,137	2	115	95	0	0	1,032	4,456
Monroe	7	0	25	66	0	0	0	2	0	0	11	111
Muskingum	309	260	311	61	682	0	60	166	0	0	200	2,049
Ottawa	15	24	179	460	102	0	108	72	0	0	8	968
Paulding	0	0	134	203	0	0	0	28	0	0	1	366
Perry	26	204	124	293	197	0	22	33	0	0	203	1,102
Pickaway	4	0	223	368	123	0	152	132	0	0	401	1,403
Pike	312	0	168	69	0	0	52	23	1	0	86	711
Portage	13	121	404	35	1,322	0	88	39	0	1	211	2,234
Preble	14	157	116	267	163	0	4	24	0	0	316	1,061
Putnam	26	0	160	352	0	0	0	21	0	0	9	568
Ross	6	8	353	314	418	0	0	73	0	0	115	1,287
Sandusky	2	49	390	344	728	0	52	180	0	0	946	2,691
Scioto	24	83	198	92	439	0	10	25	0	0	52	923
Seneca	4	83	183	177	843	0	108	78	0	0	56	1,532
Shelby	6	27	165	620	230	2	3	69	0	0	9	1,131
Tuscarawas	35	0	110	357	551	0	1	97	0	0	4	1,155
Union	10	79	374	42	541	0	21	75	0	0	282	1,424
Van Wert	49	157	130	219	135	0	12	104	0	0	7	813
Vinton	3	0	61	91	0	0	0	7	0	0	195	357
Warren	24	282	250	74	1,484	0	266	370	0	1	1,787	4,538
Washington	18	17	164	202	552	0	62	39	0	0	26	1,080
Wayne	41	136	183	857	1,036	0	50	214	0	0	115	2,632
Williams	0	0	110	337	148	0	1	40	0	0	4	640
Wood	10	48	588	1,047	1,029	0	112	75	0	0	0	2,909
The judges of the following counties also have domestic relations jurisdiction												
Clark	127	1,569	1,516	700	890	2	274	183	0	0	37	5,298
Franklin	155	2,014	7,948	297	10,943	16	2,414	1,010	1	9	9,429	34,236
Henry	3	0	125	172	336	0	0	51	0	0	90	777
Lorain	110	221	4,004	1,251	1,938	2	1,938	279	0	0	151	9,894
Stark	488	1,032	1,005	463	2,371	0	632	595	0	0	1,863	8,449
Trumbull	3	8	117	23	1,046	0	196	78	0	2	2,972	4,445
The judges of the following counties also have domestic relations and probate jurisdiction												
Auglaize	14	0	76	643	0	0	11	125	0	0	4	873
Champaign	2	0	191	344	16	0	3	341	0	0	531	1,428
Logan	18	1	79	494	514	0	11	106	0	0	3	1,226
Marion	57	68	554	910	975	0	58	96	0	0	208	2,926
The judges of the following counties also have general, domestic relations, and probate jurisdiction												
Adams	50	247	166	79	217	0	0	12	0	0	81	852
Morgan	359	0	41	1	0	0	3	7	0	0	101	512
Morrow	9	29	107	32	259	0	6	179	0	0	138	759
Noble	79	0	28	35	0	0	0	10	0	0	17	169
Wyandot	17	12	20	251	85	0	18	82	0	0	7	492
Statewide	7,211	30,776	49,661	30,541	83,861	112	22,933	10,666	2	25	35,868	271,656

Courts of Common Pleas – Juvenile Division
Delinquency Overall Caseloads
2013

County	Cases Pending January 1	New Filings	Reactivations and Transfers	Total Cases	Total Terminations	Clearance Rate	Cases Pending December 31	Cases Pending Beyond Time Guidelines
Adams	18	80	8	106	94	107%	12	2
Allen	72	356	47	475	405	100%	70	3
Ashland	58	271	22	351	311	106%	40	0
Ashtabula	477	556	1	1,034	596	107%	438	112
Athens	52	211	11	274	223	100%	51	2
Auglaize	22	172	31	225	213	105%	12	0
Belmont	106	492	20	618	506	99%	112	31
Brown	23	143	2	168	158	109%	10	0
Butler	357	1,819	206	2,382	1,965	97%	417	8
Carroll	17	80	66	163	159	109%	4	0
Champaign	35	283	122	440	403	100%	37	0
Clark	293	1,096	128	1,517	1,292	106%	225	28
Clermont	200	835	469	1,504	1,369	105%	135	0
Clinton	163	250	178	591	448	105%	143	2
Columbiana	72	222	5	299	255	112%	44	2
Coshocton	27	132	17	176	145	97%	31	0
Crawford	52	278	25	355	311	103%	44	0
Cuyahoga	1,593	6,373	430	8,396	6,694	98%	1,702	133
Darke	45	193	75	313	255	95%	58	1
Defiance	19	157	7	183	162	99%	21	6
Delaware	149	479	41	669	555	107%	114	27
Erie	165	1,089	179	1,433	1,290	102%	143	10
Fairfield	68	366	21	455	391	101%	64	2
Fayette	15	235	13	263	233	94%	30	0
Franklin	1,526	6,225	1,871	9,622	8,243	102%	1,379	261
Fulton	15	179	17	211	190	97%	21	1
Gallia	35	171	3	209	184	106%	25	0
Geauga	62	282	10	354	280	96%	74	2
Greene	163	592	0	755	620	105%	135	11
Guernsey	56	203	56	315	258	100%	57	5
Hamilton	1,637	8,440	4,404	14,481	12,706	99%	1,775	44
Hancock	37	241	20	298	267	102%	31	1
Hardin	270	151	11	432	162	100%	270	0
Harrison	4	58	4	66	61	98%	5	0
Henry	36	157	82	275	240	100%	35	4
Highland	17	155	56	228	204	97%	24	0
Hocking	62	316	10	388	312	96%	76	0
Holmes	21	95	3	119	100	102%	19	3
Huron	53	216	42	311	277	107%	34	0
Jackson	82	197	1	280	241	122%	39	12
Jefferson	54	218	3	275	221	100%	54	7
Knox	79	325	192	596	505	98%	91	7
Lake	224	1,061	69	1,354	1,129	100%	225	1
Lawrence	84	182	4	270	225	121%	45	1

Courts of Common Pleas – Juvenile Division
Delinquency Overall Caseloads
2013

County	Cases Pending January 1	New Filings	Reactivations and Transfers	Total Cases	Total Terminations	Clearance Rate	Cases Pending December 31	Cases Pending Beyond Time Guidelines
Licking	66	345	268	679	622	101%	57	0
Logan	38	192	22	252	220	103%	32	0
Lorain	380	1,135	348	1,863	1,521	103%	342	4
Lucas	432	2,766	558	3,756	3,340	100%	416	17
Madison	10	109	13	132	126	103%	6	0
Mahoning	285	639	193	1,117	916	110%	201	20
Marion	119	550	173	842	725	100%	117	9
Medina	176	676	62	914	762	103%	152	1
Meigs	5	98	4	107	90	88%	17	1
Mercer	34	106	121	261	240	106%	21	1
Miami	194	791	54	1,039	819	97%	220	23
Monroe	3	63	4	70	55	82%	15	5
Montgomery	394	2,214	304	2,912	2,498	99%	414	11
Morgan	23	61	6	90	67	100%	23	0
Morrow	52	146	80	278	253	112%	25	6
Muskingum	113	557	23	693	582	100%	111	6
Noble	13	9	2	24	12	109%	12	7
Ottawa	30	253	103	386	367	103%	19	0
Paulding	48	71	5	124	85	112%	39	18
Perry	29	156	55	240	210	100%	30	2
Pickaway	62	212	14	288	229	101%	59	2
Pike	15	72	18	105	99	110%	6	0
Portage	69	464	147	680	626	102%	54	0
Preble	38	296	30	364	298	91%	66	1
Putnam	19	103	61	183	166	101%	17	0
Richland	164	958	18	1,140	944	97%	196	0
Ross	58	320	3	381	338	105%	43	8
Sandusky	83	464	115	662	632	109%	30	1
Scioto	47	180	6	233	167	90%	66	7
Seneca	53	315	59	427	387	103%	40	0
Shelby	39	275	82	396	359	101%	37	0
Stark	1,159	1,781	396	3,336	3,060	141%	276	12
Summit	527	2,541	413	3,481	3,046	103%	435	3
Trumbull	73	646	217	936	843	98%	93	1
Tuscarawas	72	311	9	392	357	112%	35	0
Union	48	162	22	232	182	99%	50	7
Van Wert	26	135	12	173	159	108%	14	0
Vinton	34	69	9	112	53	68%	59	18
Warren	321	1,043	297	1,661	1,282	96%	379	0
Washington	37	203	45	285	250	101%	35	1
Wayne	123	373	8	504	436	114%	68	0
Williams	43	193	18	254	218	103%	36	4
Wood	178	802	90	1,070	924	104%	146	0
Wyandot	33	98	23	154	137	113%	17	0
Statewide	14,380	58,585	13,492	86,457	73,560	102%	12,897	925

Courts of Common Pleas – Juvenile Division
Delinquency Terminations
2013

County	Trial by Judge	Trial by Magistrate	Dismissal	Admission to Judge	Admission to Magistrate	Certification or Waiver Granted	Unavailability of Party	Transferred Out	Interlocutory Appeal/Order	Other Terminations	Total Terminations
Adams	22	28	16	2	22	0	0	3	0	1	94
Allen	11	9	28	105	131	0	36	53	0	32	405
Ashland	16	5	22	176	44	1	5	21	0	21	311
Ashtabula	0	0	161	92	318	0	0	1	0	24	596
Athens	3	3	43	18	95	0	0	20	0	41	223
Auglaize	0	0	25	141	0	0	5	42	0	0	213
Belmont	3	0	68	318	0	0	0	21	0	96	506
Brown	0	0	22	85	40	0	0	11	0	0	158
Butler	5	30	256	252	1,095	7	123	80	0	117	1,965
Carroll	66	0	12	72	0	0	1	5	0	3	159
Champaign	0	0	40	127	0	0	3	152	0	81	403
Clark	1	5	413	234	409	2	145	79	0	4	1,292
Clermont	9	3	202	256	470	0	131	196	0	102	1,369
Clinton	0	4	68	122	229	0	0	24	0	1	448
Columbiana	1	0	19	4	212	0	6	10	0	3	255
Coshocton	80	0	29	13	0	0	8	15	0	0	145
Crawford	0	0	35	111	130	1	0	32	0	2	311
Cuyahoga	113	13	1,262	996	1,777	20	1,220	371	2	920	6,694
Darke	0	0	49	180	0	0	0	14	0	12	255
Defiance	1	0	24	104	0	0	0	33	0	0	162
Delaware	2	2	196	4	204	0	15	108	0	24	555
Erie	6	14	247	10	563	0	129	87	0	234	1,290
Fairfield	6	6	34	38	205	0	5	90	0	7	391
Fayette	17	0	10	171	0	0	4	13	0	18	233
Franklin	15	65	2,317	35	3,752	16	1,791	175	2	75	8,243
Fulton	0	0	62	101	0	0	0	24	0	3	190
Gallia	3	0	45	120	0	0	0	6	0	10	184
Geauga	4	1	27	202	22	1	7	12	0	4	280
Greene	0	57	104	8	302	0	2	124	0	23	620
Guernsey	5	2	31	101	70	0	6	21	0	22	258
Hamilton	182	3,912	1,396	58	2,522	18	4,414	67	5	132	12,706
Hancock	0	0	35	134	68	0	1	25	0	4	267
Hardin	0	0	15	133	0	0	0	11	0	3	162
Harrison	35	0	15	7	0	0	0	3	0	1	61
Henry	0	0	55	52	109	0	0	23	0	1	240
Highland	121	0	39	27	0	0	2	15	0	0	204
Hocking	62	2	36	157	17	0	27	6	0	5	312
Holmes	1	0	12	69	0	0	0	14	0	4	100
Huron	6	0	55	186	0	0	1	29	0	0	277
Jackson	0	0	127	100	0	0	0	8	0	6	241
Jefferson	1	0	39	141	0	2	3	0	0	35	221
Knox	10	2	79	220	138	0	0	22	0	34	505
Lake	15	16	170	82	700	1	64	10	0	71	1,129
Lawrence	0	0	82	111	23	0	0	4	0	5	225

Courts of Common Pleas – Juvenile Division
Delinquency Terminations
2013

County	Trial by Judge	Trial by Magistrate	Dismissal	Admission to Judge	Admission to Magistrate	Certification or Waiver Granted	Unavailability of Party	Transferred Out	Interlocutory Appeal/Order	Other Terminations	Total Terminations
Licking	1	5	40	14	449	0	0	58	0	55	622
Logan	1	0	28	143	6	0	6	35	0	1	220
Lorain	20	11	238	348	695	2	131	64	0	12	1,521
Lucas	22	51	1,159	140	1,259	6	559	4	0	140	3,340
Madison	1	0	8	23	73	0	0	21	0	0	126
Mahoning	0	13	238	18	490	5	105	35	0	12	916
Marion	20	8	54	106	391	0	5	32	0	109	725
Medina	5	19	160	9	480	0	2	72	0	15	762
Meigs	2	0	6	78	0	0	0	1	0	3	90
Mercer	0	0	21	104	0	0	0	18	0	97	240
Miami	12	6	141	129	432	2	20	42	0	35	819
Monroe	7	0	16	32	0	0	0	0	0	0	55
Montgomery	5	24	527	187	1,393	11	270	76	0	5	2,498
Morgan	57	0	7	0	0	0	0	2	0	1	67
Morrow	0	1	39	2	96	0	1	67	0	47	253
Muskingum	0	11	93	5	391	0	36	46	0	0	582
Noble	3	0	0	8	0	0	0	0	0	1	12
Ottawa	0	0	94	167	5	0	73	27	0	1	367
Paulding	0	0	21	57	0	0	0	7	0	0	85
Perry	2	0	8	143	9	0	2	20	0	26	210
Pickaway	2	0	51	140	1	0	10	25	0	0	229
Pike	23	0	33	38	0	0	0	5	0	0	99
Portage	2	0	235	32	265	0	31	35	0	26	626
Preble	1	0	62	118	107	0	3	5	0	2	298
Putnam	1	0	19	134	0	0	0	6	0	6	166
Richland	0	9	182	125	529	0	10	87	0	2	944
Ross	0	0	40	76	188	0	0	34	0	0	338
Sandusky	2	0	103	76	369	0	9	45	0	28	632
Scioto	0	2	31	26	106	0	0	1	0	1	167
Seneca	0	4	26	60	251	0	0	33	0	13	387
Shelby	1	0	29	290	0	2	1	36	0	0	359
Stark	17	117	369	71	1,216	0	372	71	0	827	3,060
Summit	12	30	572	162	1,633	15	433	133	0	56	3,046
Trumbull	0	7	63	21	561	0	158	1	0	32	843
Tuscarawas	3	0	59	271	0	0	1	20	0	3	357
Union	1	1	38	4	89	0	1	24	0	24	182
Van Wert	6	0	7	100	2	0	0	44	0	0	159
Vinton	1	0	7	27	0	0	0	3	0	15	53
Warren	2	27	79	38	662	0	49	132	0	293	1,282
Washington	2	0	39	74	110	0	8	12	0	5	250
Wayne	0	0	49	1	292	0	1	91	0	2	436
Williams	0	0	33	171	0	0	0	12	0	2	218
Wood	1	0	278	313	253	0	9	70	0	0	924
Wyandot	3	0	4	92	0	0	0	35	0	3	137
Statewide	1,060	4,525	13,328	9,848	26,470	112	10,460	3,667	9	4,081	73,560

Courts of Common Pleas – Juvenile Division
Traffic Overall Caseloads
2013

County	Cases Pending January 1	New Filings	Reactivations and Transfers	Total Cases	Total Terminations	Clearance Rate	Cases Pending December 31	Cases Pending Beyond Time Guidelines
Adams	11	97	11	119	113	105%	6	2
Allen	41	490	12	543	511	102%	32	1
Ashland	11	244	34	289	281	101%	8	0
Ashtabula	95	302	0	397	291	96%	106	80
Athens	23	170	4	197	171	98%	26	3
Auglaize	20	258	60	338	324	102%	14	0
Belmont	12	123	0	135	131	107%	4	3
Brown	21	235	0	256	237	101%	19	0
Butler	174	1,254	9	1,437	1,306	103%	131	1
Carroll	7	84	0	91	87	104%	4	0
Champaign	14	172	64	250	234	99%	16	0
Clark	116	512	5	633	515	100%	118	30
Clermont	65	1,095	29	1,189	1,133	101%	56	1
Clinton	21	183	34	238	219	101%	19	3
Columbiana	65	364	2	431	367	100%	64	1
Coshocton	12	47	23	82	74	106%	8	0
Crawford	4	134	45	183	168	94%	15	0
Cuyahoga	681	4,101	80	4,862	4,236	101%	626	68
Darke	24	211	2	237	212	100%	25	2
Defiance	15	186	20	221	193	94%	28	4
Delaware	120	710	136	966	883	104%	83	18
Erie	33	520	7	560	537	102%	23	5
Fairfield	31	644	49	724	681	98%	43	1
Fayette	6	133	2	141	139	103%	2	0
Franklin	248	3,138	117	3,503	3,354	103%	149	50
Fulton	13	199	27	239	219	97%	20	0
Gallia	21	144	2	167	153	105%	14	0
Geauga	33	309	0	342	326	106%	16	0
Greene	39	569	0	608	578	102%	30	0
Guernsey	9	189	3	201	197	103%	4	0
Hamilton	230	2,234	164	2,628	2,416	101%	212	11
Hancock	24	344	22	390	344	94%	46	2
Hardin	202	71	36	309	82	77%	227	0
Harrison	4	56	21	81	78	101%	3	0
Henry	10	96	29	135	131	105%	4	0
Highland	17	80	30	127	110	100%	17	0
Hocking	15	82	10	107	95	103%	12	0
Holmes	11	132	0	143	134	102%	9	0
Huron	25	277	77	379	363	103%	14	0
Jackson	83	167	3	253	187	110%	66	51
Jefferson	22	233	16	271	246	99%	25	8
Knox	17	215	47	279	270	103%	9	2
Lake	31	1,067	15	1,113	1,071	99%	42	1
Lawrence	23	256	1	280	265	103%	15	1

Courts of Common Pleas – Juvenile Division
Traffic Overall Caseloads
2013

County	Cases Pending January 1	New Filings	Reactivations and Transfers	Total Cases	Total Terminations	Clearance Rate	Cases Pending December 31	Cases Pending Beyond Time Guidelines
Licking	26	695	6	727	689	98%	38	0
Logan	14	238	2	254	242	101%	12	0
Lorain	205	1,298	30	1,533	1,231	93%	302	0
Lucas	70	1,377	77	1,524	1,395	96%	129	26
Madison	15	224	34	273	267	103%	6	0
Mahoning	22	862	30	914	864	97%	50	4
Marion	28	289	4	321	304	104%	17	2
Medina	45	552	2	599	542	98%	57	1
Meigs	3	67	0	70	60	90%	10	1
Mercer	20	192	42	254	243	104%	11	0
Miami	37	451	27	515	490	103%	25	3
Monroe	2	36	0	38	32	89%	6	2
Montgomery	122	1,466	45	1,633	1,532	101%	101	0
Morgan	10	42	1	53	46	107%	7	0
Morrow	27	155	17	199	186	108%	13	1
Muskingum	35	411	21	467	425	98%	42	2
Noble	2	21	15	38	32	89%	6	2
Ottawa	13	199	31	243	231	100%	12	0
Paulding	57	113	7	177	143	119%	34	18
Perry	12	87	36	135	114	93%	21	2
Pickaway	42	248	37	327	299	105%	28	3
Pike	4	70	20	94	87	97%	7	0
Portage	29	571	15	615	579	99%	36	0
Preble	3	118	8	129	112	89%	17	2
Putnam	15	101	52	168	148	97%	20	3
Richland	31	590	5	626	580	97%	46	2
Ross	64	266	2	332	280	104%	52	14
Sandusky	38	336	44	418	396	104%	22	0
Scioto	59	314	16	389	318	96%	71	3
Seneca	18	179	45	242	220	98%	22	1
Shelby	8	190	43	241	227	97%	14	0
Stark	177	1,088	44	1,309	1,252	111%	57	2
Summit	130	1,536	89	1,755	1,613	99%	142	0
Trumbull	20	508	15	543	510	98%	33	1
Tuscarawas	50	395	24	469	426	102%	43	0
Union	35	283	59	377	320	94%	57	6
Van Wert	13	165	15	193	186	103%	7	1
Vinton	11	57	14	82	64	90%	18	11
Warren	136	1,019	76	1,231	1,024	94%	207	2
Washington	24	287	0	311	289	101%	22	0
Wayne	35	490	7	532	473	95%	59	2
Williams	16	168	33	217	189	94%	28	0
Wood	65	567	5	637	597	104%	40	0
Wyandot	10	148	20	178	173	103%	5	0
Statewide	4,497	40,596	2,363	47,456	43,092	100%	4,362	466

Courts of Common Pleas – Juvenile Division
Traffic Terminations
2013

County	Trial by Judge	Trial by Magistrate	Dismissal	Admission to Judge	Admission to Magistrate	Unavailability of Party	Transferred Out	Interlocutory Appeal/Order	Other Terminations	Total Terminations
Adams	5	19	7	6	66	0	9	0	1	113
Allen	0	1	100	15	312	3	80	0	0	511
Ashland	1	3	16	162	26	6	67	0	0	281
Ashtabula	0	1	2	5	283	0	0	0	0	291
Athens	0	0	12	68	84	0	7	0	0	171
Auglaize	2	0	8	239	0	2	73	0	0	324
Belmont	0	0	6	96	0	0	28	0	1	131
Brown	0	0	3	183	14	0	37	0	0	237
Butler	0	12	21	8	1,194	12	37	0	22	1,306
Carroll	0	0	2	74	0	0	11	0	0	87
Champaign	0	0	10	149	0	0	71	0	4	234
Clark	1	1	93	26	284	24	86	0	0	515
Clermont	5	0	79	91	916	1	36	0	5	1,133
Clinton	0	1	8	15	141	0	53	0	1	219
Columbiana	0	56	109	1	165	4	32	0	0	367
Coshocton	0	0	1	56	5	1	11	0	0	74
Crawford	1	0	2	19	103	0	43	0	0	168
Cuyahoga	0	12	1,885	9	1,706	443	25	0	156	4,236
Darke	0	0	131	48	0	0	31	0	2	212
Defiance	0	0	71	67	0	0	55	0	0	193
Delaware	2	25	84	14	694	2	42	0	20	883
Erie	0	1	30	0	195	0	213	0	98	537
Fairfield	0	48	9	199	384	3	38	0	0	681
Fayette	2	0	5	91	1	1	35	0	4	139
Franklin	0	6	261	0	2,540	166	380	1	0	3,354
Fulton	0	0	11	164	0	1	41	0	2	219
Gallia	0	0	86	47	0	0	19	0	1	153
Geauga	0	1	8	16	294	0	3	0	4	326
Greene	0	4	5	1	402	0	166	0	0	578
Guernsey	2	4	1	74	72	0	44	0	0	197
Hamilton	4	279	175	1	1,710	190	41	0	16	2,416
Hancock	1	0	27	45	202	1	68	0	0	344
Hardin	0	0	40	21	0	0	17	0	4	82
Harrison	3	0	2	48	0	0	24	0	1	78
Henry	0	0	9	1	87	0	26	0	8	131
Highland	36	0	7	59	0	0	8	0	0	110
Hocking	4	0	4	67	14	2	2	0	2	95
Holmes	0	0	2	111	0	0	21	0	0	134
Huron	5	0	8	283	0	0	67	0	0	363
Jackson	0	0	69	88	1	0	26	0	3	187
Jefferson	0	0	132	14	84	0	15	0	1	246
Knox	2	0	10	181	21	0	52	0	4	270
Lake	1	2	22	479	553	4	0	0	10	1,071
Lawrence	0	0	16	131	108	0	3	0	7	265

Courts of Common Pleas – Juvenile Division
Traffic Terminations
2013

County	Trial by Judge	Trial by Magistrate	Dismissal	Admission to Judge	Admission to Magistrate	Unavailability of Party	Transferred Out	Interlocutory Appeal/Order	Other Terminations	Total Terminations
Licking	0	5	6	0	565	0	103	0	10	689
Logan	3	0	12	134	33	3	57	0	0	242
Lorain	0	2	613	3	464	13	135	0	1	1,231
Lucas	0	2	279	7	377	85	0	0	645	1,395
Madison	1	0	4	22	137	0	101	0	2	267
Mahoning	0	0	82	3	626	21	132	0	0	864
Marion	2	1	9	20	221	0	50	0	1	304
Medina	0	5	12	0	358	0	34	0	133	542
Meigs	0	0	6	40	0	0	6	0	8	60
Mercer	0	0	5	171	0	0	47	0	20	243
Miami	0	4	30	12	413	0	31	0	0	490
Monroe	0	0	2	28	0	0	1	0	1	32
Montgomery	0	0	42	13	1,428	37	9	0	3	1,532
Morgan	39	0	1	1	0	0	4	0	1	46
Morrow	0	1	2	3	98	1	55	0	26	186
Muskingum	0	12	112	32	172	4	93	0	0	425
Noble	0	0	1	19	0	0	9	0	3	32
Ottawa	1	0	9	175	0	2	42	0	2	231
Paulding	0	0	82	40	0	0	21	0	0	143
Perry	0	0	1	19	1	0	12	0	81	114
Pickaway	2	0	26	159	0	3	105	0	4	299
Pike	4	0	56	9	0	0	18	0	0	87
Portage	0	0	12	0	564	1	2	0	0	579
Preble	0	0	2	86	1	0	19	0	4	112
Putnam	1	0	73	59	0	0	15	0	0	148
Richland	0	18	42	16	359	1	141	0	3	580
Ross	0	0	163	27	53	0	37	0	0	280
Sandusky	0	0	10	246	7	1	126	0	6	396
Scioto	0	0	95	0	199	1	23	0	0	318
Seneca	0	0	6	59	111	0	41	0	3	220
Shelby	0	0	6	191	0	1	28	0	1	227
Stark	0	45	92	153	791	9	54	0	108	1,252
Summit	1	7	376	107	1,014	71	13	0	24	1,613
Trumbull	0	0	12	0	411	11	75	0	1	510
Tuscarawas	0	0	9	0	344	0	73	0	0	426
Union	0	2	17	2	245	0	43	0	11	320
Van Wert	32	6	40	56	1	0	51	0	0	186
Vinton	0	0	10	12	0	0	4	0	38	64
Warren	1	21	14	5	644	0	227	0	112	1,024
Washington	0	2	6	35	220	0	25	0	1	289
Wayne	0	2	8	0	357	0	105	0	1	473
Williams	0	0	44	117	0	1	27	0	0	189
Wood	0	0	74	360	160	1	2	0	0	597
Wyandot	1	0	1	79	43	1	46	0	2	173
Statewide	165	611	6,093	5,992	23,078	1,134	4,385	1	1,633	43,092

Courts of Common Pleas – Juvenile Division
 Dependency, Neglect and Abuse Overall Caseloads
 2013

County	Cases Pending January 1	New Filings	Reactivations and Transfers	Total Cases	Total Terminations	Clearance Rate	Cases Pending December 31	Cases Pending Beyond Time Guidelines
Adams	30	94	10	134	86	83%	48	25
Allen	85	256	0	341	252	98%	89	14
Ashland	45	54	91	190	159	110%	31	10
Ashtabula	92	101	1	194	122	120%	72	55
Athens	13	59	25	97	75	89%	22	2
Auglaize	3	10	0	13	13	130%	0	0
Belmont	1	51	0	52	43	84%	9	2
Brown	43	137	1	181	121	88%	60	48
Butler	244	648	68	960	650	91%	310	68
Carroll	2	16	24	42	41	103%	1	0
Champaign	3	25	26	54	48	94%	6	2
Clark	97	158	191	446	424	121%	22	2
Clermont	37	157	56	250	198	93%	52	20
Clinton	26	61	6	93	57	85%	36	7
Columbiana	113	167	35	315	222	110%	93	5
Coshocton	11	74	0	85	79	107%	6	0
Crawford	16	155	1	172	161	103%	11	0
Cuyahoga	476	1,183	90	1,749	1,303	102%	446	170
Darke	7	37	19	63	57	102%	6	1
Defiance	26	18	0	44	21	117%	23	7
Delaware	26	62	0	88	69	111%	19	1
Erie	49	141	6	196	164	112%	32	10
Fairfield	43	306	113	462	378	90%	84	8
Fayette	3	46	1	50	43	91%	7	0
Franklin	188	1,974	195	2,357	2,103	97%	254	61
Fulton	2	13	6	21	21	111%	0	0
Gallia	7	40	0	47	44	110%	3	0
Geauga	9	30	3	42	33	100%	9	2
Greene	37	177	0	214	169	95%	45	3
Guernsey	25	18	53	96	77	108%	19	5
Hamilton	1,460	830	482	2,772	1,886	144%	886	22
Hancock	4	46	2	52	33	69%	19	0
Hardin	85	37	4	126	23	56%	103	4
Harrison	10	16	25	51	43	105%	8	0
Henry	5	34	35	74	64	93%	10	0
Highland	39	117	139	295	239	93%	56	0
Hocking	34	41	0	75	43	105%	32	0
Holmes	11	60	0	71	56	93%	15	2
Huron	12	89	0	101	84	94%	17	0
Jackson	10	23	3	36	24	92%	12	5
Jefferson	18	49	6	73	59	107%	14	3
Knox	11	89	4	104	66	71%	38	13
Lake	37	215	6	258	230	104%	28	2
Lawrence	7	18	0	25	20	111%	5	0

Courts of Common Pleas – Juvenile Division
Dependency, Neglect and Abuse Overall Caseloads
2013

County	Cases Pending January 1	New Filings	Reactivations and Transfers	Total Cases	Total Terminations	Clearance Rate	Cases Pending December 31	Cases Pending Beyond Time Guidelines
Licking	71	219	448	738	679	102%	59	0
Logan	24	100	7	131	110	103%	21	0
Lorain	62	322	29	413	375	107%	38	0
Lucas	73	394	10	477	406	100%	71	5
Madison	6	40	2	48	45	107%	3	2
Mahoning	55	186	6	247	201	105%	46	5
Marion	101	243	151	495	349	89%	146	78
Medina	5	30	0	35	22	73%	13	6
Meigs	14	113	22	149	111	82%	38	20
Mercer	19	66	60	145	104	83%	41	12
Miami	4	41	0	45	33	80%	12	0
Monroe	0	7	0	7	2	29%	5	3
Montgomery	274	934	27	1,235	964	100%	271	26
Morgan	3	2	2	7	4	100%	3	0
Morrow	16	30	10	56	43	108%	13	3
Muskingum	74	258	8	340	261	98%	79	19
Noble	4	4	8	16	14	117%	2	0
Ottawa	12	18	61	91	77	97%	14	0
Paulding	6	10	7	23	17	100%	6	0
Perry	53	107	13	173	149	124%	24	13
Pickaway	17	41	33	91	77	104%	14	0
Pike	8	50	11	69	61	100%	8	0
Portage	21	143	2	166	142	98%	24	0
Preble	28	72	11	111	89	107%	22	4
Putnam	4	8	14	26	14	64%	12	4
Richland	44	158	0	202	161	102%	41	11
Ross	55	257	0	312	165	64%	147	85
Sandusky	15	87	1	103	87	99%	16	0
Scioto	132	182	26	340	169	81%	171	71
Seneca	9	25	7	41	26	81%	15	3
Shelby	13	54	2	69	64	114%	5	1
Stark	64	147	263	474	415	101%	59	2
Summit	176	831	72	1,079	867	96%	212	2
Trumbull	0	94	19	113	104	92%	9	2
Tuscarawas	5	29	2	36	31	100%	5	0
Union	22	47	9	78	56	100%	22	1
Van Wert	2	18	9	29	28	104%	1	0
Vinton	21	41	24	86	32	49%	54	47
Warren	71	68	106	245	166	95%	79	1
Washington	7	31	0	38	34	110%	4	1
Wayne	62	161	8	231	200	118%	31	0
Williams	6	38	0	44	38	100%	6	0
Wood	56	93	230	379	318	98%	61	3
Wyandot	2	5	0	7	7	140%	0	0
Statewide	5,218	13,736	3,447	22,401	17,420	101%	4,981	1,009

Courts of Common Pleas – Juvenile Division
Dependency, Neglect and Abuse Terminations
2013

County	Trial by Judge	Trial by Magistrate	Dismissal	Admission to Judge	Admission to Magistrate	Unavailability of Party	Transferred Out	Interlocutory Appeal/Order	Other Terminations	Total Terminations
Adams	1	53	9	0	19	0	0	0	4	86
Allen	1	225	24	0	2	0	0	0	0	252
Ashland	96	29	7	16	1	0	0	0	10	159
Ashtabula	0	0	0	0	0	0	0	0	122	122
Athens	19	0	2	50	0	0	2	0	2	75
Auglaize	0	0	1	12	0	0	0	0	0	13
Belmont	0	3	3	4	31	0	0	0	2	43
Brown	2	0	3	88	27	1	0	0	0	121
Butler	0	376	34	6	151	40	0	0	43	650
Carroll	24	0	0	17	0	0	0	0	0	41
Champaign	0	0	3	0	0	0	16	0	29	48
Clark	0	0	20	362	28	0	5	0	9	424
Clermont	0	5	5	3	12	0	45	0	128	198
Clinton	30	0	11	11	5	0	0	0	0	57
Columbiana	0	20	51	1	148	0	2	0	0	222
Coshocton	10	8	15	15	22	9	0	0	0	79
Crawford	0	0	9	149	1	0	1	0	1	161
Cuyahoga	6	464	191	107	400	21	110	0	4	1,303
Darke	0	0	4	44	0	0	0	0	9	57
Defiance	0	0	4	17	0	0	0	0	0	21
Delaware	11	6	19	8	14	0	4	0	7	69
Erie	0	22	8	2	127	0	2	0	3	164
Fairfield	184	35	102	0	0	0	1	0	56	378
Fayette	20	0	3	19	0	0	0	0	1	43
Franklin	7	7	901	6	1,105	3	70	0	4	2,103
Fulton	0	0	10	3	0	0	0	0	8	21
Gallia	38	0	6	0	0	0	0	0	0	44
Geauga	1	0	3	24	0	1	2	0	2	33
Greene	3	149	16	0	0	0	1	0	0	169
Guernsey	26	1	2	0	0	0	0	0	48	77
Hamilton	5	713	683	0	473	0	0	0	12	1,886
Hancock	1	0	0	29	0	0	0	0	3	33
Hardin	0	0	5	15	0	0	0	0	3	23
Harrison	25	7	4	2	0	0	0	0	5	43
Henry	0	0	8	48	7	0	0	0	1	64
Highland	214	0	16	5	0	0	4	0	0	239
Hocking	14	5	4	1	0	19	0	0	0	43
Holmes	1	0	2	48	0	0	0	0	5	56
Huron	15	0	7	57	3	0	2	0	0	84
Jackson	6	0	7	8	1	0	0	0	2	24
Jefferson	0	18	10	27	2	2	0	0	0	59
Knox	3	1	29	17	4	0	4	0	8	66
Lake	25	34	41	33	74	0	0	0	23	230
Lawrence	3	0	4	13	0	0	0	0	0	20

Courts of Common Pleas – Juvenile Division
Dependency, Neglect and Abuse Terminations
2013

County	Trial by Judge	Trial by Magistrate	Dismissal	Admission to Judge	Admission to Magistrate	Unavailability of Party	Transferred Out	Interlocutory Appeal/Order	Other Terminations	Total Terminations
Licking	2	209	7	0	0	0	0	0	461	679
Logan	0	0	4	98	0	0	7	0	1	110
Lorain	0	108	22	2	213	2	26	0	2	375
Lucas	4	354	17	0	2	1	0	0	28	406
Madison	1	0	12	20	9	0	2	0	1	45
Mahoning	0	190	5	3	3	0	0	0	0	201
Marion	9	14	120	200	2	0	3	0	1	349
Medina	1	1	1	19	0	0	0	0	0	22
Meigs	39	0	8	63	0	0	0	0	1	111
Mercer	0	0	29	5	0	0	2	0	68	104
Miami	0	32	0	0	0	0	0	0	1	33
Monroe	0	0	2	0	0	0	0	0	0	2
Montgomery	5	701	167	12	53	15	8	0	3	964
Morgan	4	0	0	0	0	0	0	0	0	4
Morrow	6	1	5	16	0	0	9	0	6	43
Muskingum	140	86	23	6	0	0	0	0	6	261
Noble	9	0	4	0	0	0	1	0	0	14
Ottawa	5	0	0	67	3	0	0	0	2	77
Paulding	0	0	0	17	0	0	0	0	0	17
Perry	18	6	12	56	13	0	0	0	44	149
Pickaway	0	0	1	42	10	1	0	0	23	77
Pike	52	0	1	0	0	0	0	0	8	61
Portage	0	0	14	0	124	0	0	0	4	142
Preble	3	0	13	35	26	0	0	0	12	89
Putnam	0	0	4	10	0	0	0	0	0	14
Richland	0	36	27	0	92	0	0	0	6	161
Ross	0	2	47	3	113	0	0	0	0	165
Sandusky	0	14	11	2	59	0	0	0	1	87
Scioto	10	60	11	36	34	3	1	0	14	169
Seneca	1	4	5	5	4	0	0	0	7	26
Shelby	0	0	9	34	21	0	0	0	0	64
Stark	21	170	15	13	87	4	65	0	40	415
Summit	11	407	83	4	343	0	2	0	17	867
Trumbull	0	0	0	0	0	0	0	0	104	104
Tuscarawas	12	0	5	12	1	0	0	0	1	31
Union	1	5	18	0	30	0	0	0	2	56
Van Wert	6	0	5	13	1	0	3	0	0	28
Vinton	0	0	5	18	0	0	0	0	9	32
Warren	4	26	8	0	1	1	0	0	126	166
Washington	0	0	2	32	0	0	0	0	0	34
Wayne	12	9	24	88	43	0	0	0	24	200
Williams	0	0	1	37	0	0	0	0	0	38
Wood	3	0	27	183	105	0	0	0	0	318
Wyandot	2	0	2	3	0	0	0	0	0	7
Statewide	1,172	4,616	3,062	2,421	4,049	123	400	0	1,577	17,420

Courts of Common Pleas – Juvenile Division
Unruly Overall Caseloads
2013

County	Cases Pending January 1	New Filings	Reactivations and Transfers	Total Cases	Total Terminations	Clearance Rate	Cases Pending December 31	Cases Pending Beyond Time Guidelines
Adams	10	45	0	55	46	102%	9	0
Allen	7	54	9	70	63	100%	7	0
Ashland	0	36	10	46	40	87%	6	0
Ashtabula	263	392	2	657	385	98%	272	101
Athens	10	23	0	33	31	135%	2	1
Auglaize	4	61	9	74	73	104%	1	0
Belmont	10	30	2	42	36	113%	6	3
Brown	3	51	1	55	50	96%	5	0
Butler	50	594	30	674	628	101%	46	3
Carroll	6	34	0	40	39	115%	1	0
Champaign	14	126	43	183	165	98%	18	5
Clark	210	438	80	728	587	113%	141	29
Clermont	10	65	25	100	95	106%	5	1
Clinton	16	28	6	50	35	103%	15	1
Columbiana	21	44	1	66	62	138%	4	1
Coshocton	2	12	1	15	11	85%	4	0
Crawford	27	113	8	148	124	102%	24	0
Cuyahoga	83	531	39	653	536	94%	117	22
Darke	9	87	18	114	109	104%	5	2
Defiance	6	47	0	53	46	98%	7	1
Delaware	25	100	5	130	97	92%	33	12
Erie	50	389	122	561	521	102%	40	4
Fairfield	0	0	3	3	3	100%	0	0
Fayette	5	88	19	112	92	86%	20	0
Franklin	197	903	264	1,364	1,260	108%	104	37
Fulton	0	20	2	22	20	91%	2	0
Gallia	3	33	0	36	34	103%	2	0
Geauga	1	20	0	21	18	90%	3	0
Greene	9	51	0	60	54	106%	6	1
Guernsey	2	12	3	17	13	87%	4	0
Hamilton	144	950	635	1,729	1,565	99%	164	11
Hancock	2	58	8	68	60	91%	8	1
Hardin	77	38	1	116	40	103%	76	0
Harrison	2	14	1	17	15	100%	2	0
Henry	3	13	2	18	14	93%	4	3
Highland	10	160	8	178	149	89%	29	0
Hocking	14	83	0	97	81	98%	16	0
Holmes	1	11	0	12	11	100%	1	0
Huron	5	59	3	67	59	95%	8	0
Jackson	73	76	1	150	104	135%	46	41
Jefferson	33	140	0	173	147	105%	26	7
Knox	5	109	32	146	138	98%	8	1
Lake	52	390	24	466	402	97%	64	1
Lawrence	50	210	0	260	216	103%	44	5

Courts of Common Pleas – Juvenile Division
Unruly Overall Caseloads
2013

County	Cases Pending January 1	New Filings	Reactivations and Transfers	Total Cases	Total Terminations	Clearance Rate	Cases Pending December 31	Cases Pending Beyond Time Guidelines
Licking	8	45	18	71	68	108%	3	0
Logan	26	109	7	142	134	116%	8	1
Lorain	32	75	21	128	114	119%	14	1
Lucas	4	218	137	359	324	91%	35	2
Madison	14	86	1	101	100	115%	1	0
Mahoning	20	75	7	102	71	87%	31	2
Marion	27	155	4	186	168	106%	18	2
Medina	24	115	9	148	120	97%	28	0
Meigs	6	84	1	91	80	94%	11	0
Mercer	11	38	13	62	59	116%	3	2
Miami	34	262	36	332	302	101%	30	3
Monroe	0	6	0	6	4	67%	2	1
Montgomery	147	552	151	850	758	108%	92	6
Morgan	0	13	0	13	10	77%	3	0
Morrow	32	62	39	133	124	123%	9	5
Muskingum	26	209	0	235	214	102%	21	1
Noble	5	14	1	20	13	87%	7	2
Ottawa	1	23	25	49	46	96%	3	0
Paulding	4	7	0	11	10	143%	1	1
Perry	2	19	20	41	38	97%	3	0
Pickaway	16	35	4	55	49	126%	6	4
Pike	4	33	3	40	36	100%	4	0
Portage	2	33	4	39	35	95%	4	0
Preble	3	39	5	47	44	100%	3	0
Putnam	3	13	8	24	22	105%	2	0
Richland	18	165	5	188	174	102%	14	2
Ross	7	46	0	53	47	102%	6	0
Sandusky	15	73	21	109	101	107%	8	1
Scioto	10	40	2	52	35	83%	17	2
Seneca	13	113	4	130	120	103%	10	1
Shelby	3	43	5	51	49	102%	2	0
Stark	146	285	31	462	430	136%	32	5
Summit	37	276	26	339	315	104%	24	0
Trumbull	6	44	9	59	57	108%	2	0
Tuscarawas	11	58	2	71	56	93%	15	0
Union	4	39	5	48	43	98%	5	0
Van Wert	11	44	0	55	48	109%	7	0
Vinton	10	52	2	64	37	69%	27	21
Warren	63	142	13	218	171	110%	47	0
Washington	6	22	1	29	26	113%	3	0
Wayne	24	110	2	136	119	106%	17	2
Williams	4	3	0	7	7	233%	0	0
Wood	18	119	3	140	126	103%	14	0
Wyandot	3	15	3	21	19	106%	2	0
Statewide	2,384	10,747	2,065	15,196	13,197	103%	1,999	361

Courts of Common Pleas – Juvenile Division
Unruly Terminations
2013

County	Trial by Judge	Trial by Magistrate	Dismissal	Admission to Judge	Admission to Magistrate	Unavailability of Party	Transferred Out	Interlocutory Appeal/Order	Other Terminations	Total Terminations
Adams	4	20	10	0	10	0	0	0	2	46
Allen	0	0	10	3	8	11	22	0	9	63
Ashland	1	0	0	17	12	0	7	0	3	40
Ashtabula	0	0	89	14	280	0	0	0	2	385
Athens	0	0	16	0	8	2	0	0	5	31
Auglaize	0	0	11	52	0	0	10	0	0	73
Belmont	0	0	5	22	0	0	0	0	9	36
Brown	0	0	13	23	14	0	0	0	0	50
Butler	0	3	64	6	431	34	8	0	82	628
Carroll	0	0	6	33	0	0	0	0	0	39
Champaign	0	0	31	67	0	0	50	0	17	165
Clark	0	0	344	49	133	48	12	0	1	587
Clermont	1	1	28	13	20	18	6	0	8	95
Clinton	0	0	3	6	26	0	0	0	0	35
Columbiana	0	0	6	0	52	3	1	0	0	62
Coshocton	7	0	1	1	0	0	1	0	1	11
Crawford	0	0	23	47	51	0	3	0	0	124
Cuyahoga	1	0	120	15	175	138	15	0	72	536
Darke	0	0	25	70	0	0	2	0	12	109
Defiance	0	0	9	34	0	0	3	0	0	46
Delaware	0	0	55	0	33	0	5	0	4	97
Erie	0	0	157	0	128	59	5	0	172	521
Fairfield	0	0	2	1	0	0	0	0	0	3
Fayette	6	0	7	57	0	2	7	0	13	92
Franklin	0	2	729	1	256	255	12	0	5	1,260
Fulton	0	0	10	10	0	0	0	0	0	20
Gallia	0	0	11	22	0	0	0	0	1	34
Geauga	0	0	3	8	4	0	0	0	3	18
Greene	0	3	5	1	35	0	0	0	10	54
Guernsey	0	0	2	8	1	0	0	0	2	13
Hamilton	2	196	349	1	306	702	6	0	3	1,565
Hancock	0	0	7	39	7	0	7	0	0	60
Hardin	0	0	4	32	0	0	4	0	0	40
Harrison	7	0	7	0	0	0	1	0	0	15
Henry	0	0	4	2	4	0	2	0	2	14
Highland	50	0	51	46	0	1	1	0	0	149
Hocking	6	1	13	38	11	1	0	0	11	81
Holmes	0	0	3	7	0	0	0	0	1	11
Huron	6	0	7	44	0	0	2	0	0	59
Jackson	0	0	62	38	0	0	2	0	2	104
Jefferson	0	0	31	112	0	0	0	0	4	147
Knox	2	0	24	62	44	0	4	0	2	138
Lake	0	3	105	9	238	17	0	0	30	402
Lawrence	0	0	115	32	8	0	2	0	59	216

Courts of Common Pleas – Juvenile Division
Unruly Terminations
2013

County	Trial by Judge	Trial by Magistrate	Dismissal	Admission to Judge	Admission to Magistrate	Unavailability of Party	Transferred Out	Interlocutory Appeal/Order	Other Terminations	Total Terminations
Licking	0	0	12	0	51	0	0	0	5	68
Logan	1	0	11	100	19	0	2	0	1	134
Lorain	0	0	25	8	66	15	0	0	0	114
Lucas	0	0	202	1	1	112	0	0	8	324
Madison	1	0	9	25	55	0	8	0	2	100
Mahoning	0	17	28	0	20	6	0	0	0	71
Marion	1	0	23	14	65	2	2	0	61	168
Medina	0	1	20	3	78	1	2	0	15	120
Meigs	0	0	15	59	0	0	2	0	4	80
Mercer	1	0	8	33	0	0	6	0	11	59
Miami	1	1	47	16	217	3	14	0	3	302
Monroe	0	0	3	1	0	0	0	0	0	4
Montgomery	0	1	297	7	329	122	2	0	0	758
Morgan	9	0	1	0	0	0	0	0	0	10
Morrow	0	0	26	0	40	0	31	0	27	124
Muskingum	0	1	50	3	115	18	26	0	1	214
Noble	1	0	5	7	0	0	0	0	0	13
Ottawa	0	0	18	9	1	17	1	0	0	46
Paulding	0	0	1	8	0	0	0	0	1	10
Perry	0	6	4	22	1	0	1	0	4	38
Pickaway	0	0	21	22	0	5	1	0	0	49
Pike	6	0	13	15	0	0	0	0	2	36
Portage	0	0	11	0	17	2	2	0	3	35
Preble	0	0	11	15	13	0	0	0	5	44
Putnam	0	0	4	18	0	0	0	0	0	22
Richland	0	0	45	6	103	3	17	0	0	174
Ross	0	0	11	23	13	0	0	0	0	47
Sandusky	0	0	28	1	64	0	5	0	3	101
Scioto	0	0	10	0	24	1	0	0	0	35
Seneca	0	0	26	12	77	0	4	0	1	120
Shelby	0	0	7	40	0	0	2	0	0	49
Stark	1	3	61	17	203	26	3	0	116	430
Summit	0	0	107	7	130	55	12	0	4	315
Trumbull	0	0	8	0	42	4	0	0	3	57
Tuscarawas	0	0	4	48	0	0	4	0	0	56
Union	0	0	14	0	18	0	6	0	5	43
Van Wert	1	0	1	39	0	0	6	0	1	48
Vinton	0	0	21	6	0	0	0	0	10	37
Warren	0	1	14	10	90	9	5	0	42	171
Washington	0	0	11	0	15	0	0	0	0	26
Wayne	0	0	21	0	81	1	16	0	0	119
Williams	0	0	2	5	0	0	0	0	0	7
Wood	0	0	51	17	55	2	1	0	0	126
Wyandot	1	0	1	15	1	0	1	0	0	19
Statewide	117	260	3,885	1,674	4,299	1,695	382	0	885	13,197

Courts of Common Pleas – Juvenile Division
Adult Overall Caseloads
2013

County	Cases Pending January 1	New Filings	Reactivations and Transfers	Total Cases	Total Terminations	Clearance Rate	Cases Pending December 31	Cases Pending Beyond Time Guidelines
Adams	14	65	0	79	63	97%	16	0
Allen	4	20	2	26	19	86%	7	1
Ashland	4	21	5	30	23	88%	7	0
Ashtabula	170	104	0	274	101	97%	173	138
Athens	10	27	3	40	33	110%	7	3
Auglaize	0	2	0	2	2	100%	0	0
Belmont	7	37	0	44	34	92%	10	9
Brown	6	46	1	53	47	100%	6	0
Butler	160	641	28	829	618	92%	211	20
Carroll	0	0	0	0	0	-	0	0
Champaign	1	6	2	9	6	75%	3	0
Clark	22	161	46	229	202	98%	27	1
Clermont	9	52	14	75	66	100%	9	0
Clinton	5	31	0	36	29	94%	7	0
Columbiana	6	18	0	24	18	100%	6	1
Coshocton	0	1	0	1	1	100%	0	0
Crawford	2	16	0	18	14	88%	4	0
Cuyahoga	1	14	0	15	6	43%	9	2
Darke	0	18	0	18	14	78%	4	1
Defiance	1	11	0	12	11	100%	1	0
Delaware	23	74	3	100	82	106%	18	4
Erie	13	46	10	69	61	109%	8	1
Fairfield	1	18	10	29	25	89%	4	0
Fayette	5	35	6	46	43	105%	3	0
Franklin	8	25	10	43	33	94%	10	0
Fulton	1	6	4	11	11	110%	0	0
Gallia	21	111	3	135	126	111%	9	0
Geauga	1	13	1	15	10	71%	5	0
Greene	5	27	0	32	26	96%	6	0
Guernsey	2	16	0	18	12	75%	6	0
Hamilton	168	725	320	1,213	1,067	102%	146	1
Hancock	12	12	1	25	20	154%	5	0
Hardin	20	20	2	42	11	50%	31	0
Harrison	0	0	0	0	0	-	0	0
Henry	12	21	4	37	26	104%	11	9
Highland	0	0	0	0	0	-	0	0
Hocking	10	40	0	50	47	118%	3	0
Holmes	0	0	0	0	0	-	0	0
Huron	6	44	1	51	49	109%	2	0
Jackson	10	5	0	15	14	280%	1	0
Jefferson	4	10	0	14	6	60%	8	2
Knox	6	62	11	79	65	89%	14	1
Lake	3	26	12	41	34	89%	7	0
Lawrence	15	43	0	58	48	112%	10	0

Courts of Common Pleas – Juvenile Division
Adult Overall Caseloads
2013

County	Cases Pending January 1	New Filings	Reactivations and Transfers	Total Cases	Total Terminations	Clearance Rate	Cases Pending December 31	Cases Pending Beyond Time Guidelines
Licking	3	20	3	26	17	74%	9	0
Logan	10	24	6	40	36	120%	4	1
Lorain	27	25	32	84	72	126%	12	0
Lucas	112	507	259	878	798	104%	80	11
Madison	5	15	2	22	17	100%	5	0
Mahoning	5	34	8	47	36	86%	11	2
Marion	72	452	143	667	483	81%	184	8
Medina	3	6	0	9	6	100%	3	0
Meigs	3	12	1	16	9	69%	7	0
Mercer	2	10	1	13	8	73%	5	0
Miami	35	95	5	135	102	102%	33	8
Monroe	0	1	0	1	0	0%	1	1
Montgomery	175	442	26	643	472	101%	171	1
Morgan	1	4	0	5	4	100%	1	0
Morrow	19	8	8	35	25	156%	10	6
Muskingum	2	10	0	12	8	80%	4	0
Noble	0	5	0	5	4	80%	1	1
Ottawa	13	38	10	61	55	115%	6	3
Paulding	4	4	1	9	6	120%	3	2
Perry	4	12	1	17	16	123%	1	0
Pickaway	5	17	0	22	13	76%	9	3
Pike	5	95	8	108	91	88%	17	0
Portage	3	29	2	34	25	81%	9	0
Preble	6	27	0	33	31	115%	2	1
Putnam	6	10	0	16	15	150%	1	0
Richland	7	47	2	56	47	96%	9	0
Ross	18	123	0	141	116	94%	25	10
Sandusky	3	10	2	15	14	117%	1	0
Scioto	7	69	2	78	67	94%	11	0
Seneca	2	28	0	30	29	104%	1	0
Shelby	6	31	0	37	29	94%	8	0
Stark	61	48	5	114	108	204%	6	0
Summit	77	504	198	779	719	102%	60	1
Trumbull	8	46	32	86	77	99%	9	1
Tuscarawas	11	16	1	28	26	153%	2	0
Union	3	40	0	43	35	88%	8	1
Van Wert	2	2	0	4	4	200%	0	0
Vinton	1	9	1	11	5	50%	6	2
Warren	41	182	6	229	192	102%	37	1
Washington	5	28	0	33	27	96%	6	0
Wayne	14	30	5	49	49	140%	0	0
Williams	1	2	0	3	2	100%	1	0
Wood	3	15	2	20	15	88%	5	0
Wyandot	5	5	2	12	11	157%	1	0
Statewide	1,563	5,807	1,273	8,643	7,044	99%	1,599	258

Courts of Common Pleas – Juvenile Division

Adult Terminations

2013

County	Trial by Judge	Trial by Magistrate	Dismissal	Admission to Judge	Admission to Magistrate	Unavailability of Party	Transferred Out	Interlocutory Appeal/Order	Other Terminations	Total Terminations
Adams	8	17	22	0	8	0	0	0	8	63
Allen	2	0	8	8	0	1	0	0	0	19
Ashland	1	0	2	16	1	3	0	0	0	23
Ashtabula	0	0	51	3	47	0	0	0	0	101
Athens	0	0	22	0	10	1	0	0	0	33
Auglaize	0	0	2	0	0	0	0	0	0	2
Belmont	0	0	6	23	0	0	0	0	5	34
Brown	0	0	23	18	6	0	0	0	0	47
Butler	1	21	205	103	231	21	0	0	36	618
Carroll	0	0	0	0	0	0	0	0	0	0
Champaign	0	0	3	1	0	0	2	0	0	6
Clark	0	1	101	9	35	56	0	0	0	202
Clermont	3	1	18	2	10	4	13	0	15	66
Clinton	0	0	6	2	17	2	0	0	2	29
Columbiana	4	0	3	5	0	6	0	0	0	18
Coshocton	1	0	0	0	0	0	0	0	0	1
Crawford	0	0	0	14	0	0	0	0	0	14
Cuyahoga	1	0	3	0	0	1	1	0	0	6
Darke	0	0	9	5	0	0	0	0	0	14
Defiance	0	0	3	8	0	0	0	0	0	11
Delaware	0	2	57	1	10	6	1	0	5	82
Erie	6	1	14	2	31	4	0	0	3	61
Fairfield	3	0	0	11	1	10	0	0	0	25
Fayette	0	0	13	23	0	2	3	0	2	43
Franklin	1	3	10	2	4	10	2	0	1	33
Fulton	0	0	5	5	0	0	0	0	1	11
Gallia	0	0	40	77	0	0	0	0	9	126
Geauga	0	0	2	7	0	1	0	0	0	10
Greene	18	0	4	4	0	0	0	0	0	26
Guernsey	0	0	5	6	1	0	0	0	0	12
Hamilton	40	95	232	80	221	397	1	0	1	1,067
Hancock	1	0	5	13	0	1	0	0	0	20
Hardin	0	0	1	5	0	2	0	0	3	11
Harrison	0	0	0	0	0	0	0	0	0	0
Henry	0	0	14	1	10	0	0	0	1	26
Highland	0	0	0	0	0	0	0	0	0	0
Hocking	9	1	6	26	1	2	0	0	2	47
Holmes	0	0	0	0	0	0	0	0	0	0
Huron	3	0	0	8	0	1	0	0	37	49
Jackson	0	0	13	1	0	0	0	0	0	14
Jefferson	0	0	6	0	0	0	0	0	0	6
Knox	2	0	5	47	2	0	0	0	9	65
Lake	2	0	6	12	1	10	0	0	3	34
Lawrence	0	0	29	14	2	0	0	0	3	48

Courts of Common Pleas – Juvenile Division

Adult Terminations

2013

County	Trial by Judge	Trial by Magistrate	Dismissal	Admission to Judge	Admission to Magistrate	Unavailability of Party	Transferred Out	Interlocutory Appeal/Order	Other Terminations	Total Terminations
Licking	0	0	3	14	0	0	0	0	0	17
Logan	1	0	11	18	2	2	2	0	0	36
Lorain	3	1	18	13	20	8	2	0	7	72
Lucas	3	48	408	15	4	305	0	0	15	798
Madison	0	0	6	1	9	0	0	0	1	17
Mahoning	5	19	3	2	0	7	0	0	0	36
Marion	0	0	152	9	273	46	1	0	2	483
Medina	0	0	5	1	0	0	0	0	0	6
Meigs	0	0	2	7	0	0	0	0	0	9
Mercer	0	0	0	4	0	1	0	0	3	8
Miami	21	7	47	15	6	6	0	0	0	102
Monroe	0	0	0	0	0	0	0	0	0	0
Montgomery	8	0	166	266	23	6	0	0	3	472
Morgan	3	0	1	0	0	0	0	0	0	4
Morrow	0	0	5	9	0	1	3	0	7	25
Muskingum	1	0	5	2	0	0	0	0	0	8
Noble	2	0	1	1	0	0	0	0	0	4
Ottawa	0	0	30	14	0	10	1	0	0	55
Paulding	0	0	0	6	0	0	0	0	0	6
Perry	0	0	0	8	0	0	0	0	8	16
Pickaway	0	0	7	5	0	1	0	0	0	13
Pike	43	0	32	7	0	5	0	0	4	91
Portage	0	0	14	1	8	2	0	0	0	25
Preble	0	0	9	9	12	1	0	0	0	31
Putnam	0	0	6	8	0	0	0	0	1	15
Richland	0	0	39	0	5	3	0	0	0	47
Ross	6	0	36	71	2	0	1	0	0	116
Sandusky	0	0	9	2	3	0	0	0	0	14
Scioto	0	0	8	0	56	3	0	0	0	67
Seneca	0	0	5	23	1	0	0	0	0	29
Shelby	0	0	9	20	0	0	0	0	0	29
Stark	0	2	29	4	10	5	0	0	58	108
Summit	0	1	426	0	142	143	0	0	7	719
Trumbull	0	0	22	0	32	23	0	0	0	77
Tuscarawas	0	0	5	21	0	0	0	0	0	26
Union	1	0	17	5	10	0	0	0	2	35
Van Wert	0	0	0	4	0	0	0	0	0	4
Vinton	0	0	0	4	0	0	0	0	1	5
Warren	1	5	47	18	75	2	1	0	43	192
Washington	0	0	10	14	0	3	0	0	0	27
Wayne	0	0	18	1	25	2	0	0	3	49
Williams	0	0	0	1	0	0	1	0	0	2
Wood	0	0	10	2	1	2	0	0	0	15
Wyandot	1	0	0	8	0	1	0	0	1	11
Statewide	205	225	2,575	1,195	1,368	1,129	35	0	312	7,044

Courts of Common Pleas – Juvenile Division
Motion for Permanent Custody Overall Caseloads
2013

County	Cases Pending January 1	New Filings	Reactivations and Transfers	Total Cases	Total Terminations	Clearance Rate	Cases Pending December 31	Cases Pending Beyond Time Guidelines
Adams	1	1	3	5	4	100%	1	0
Allen	11	0	11	22	18	164%	4	0
Ashland	8	10	2	20	18	150%	2	1
Ashtabula	23	1	24	48	25	100%	23	20
Athens	9	0	21	30	20	95%	10	0
Auglaize	0	0	3	3	3	100%	0	0
Belmont	0	0	0	0	0	-	0	0
Brown	0	3	0	3	2	67%	1	0
Butler	89	3	132	224	59	44%	165	7
Carroll	0	0	1	1	1	100%	0	0
Champaign	0	0	0	0	0	-	0	0
Clark	7	0	28	35	28	100%	7	0
Clermont	9	0	30	39	30	100%	9	0
Clinton	7	1	3	11	8	200%	3	0
Columbiana	3	11	2	16	11	85%	5	0
Coshocton	4	3	2	9	9	180%	0	0
Crawford	6	13	0	19	13	100%	6	0
Cuyahoga	20	49	213	282	156	60%	126	3
Darke	2	0	0	2	2	-	0	0
Defiance	0	0	0	0	0	-	0	0
Delaware	0	0	2	2	1	50%	1	0
Erie	0	0	3	3	0	0%	3	0
Fairfield	26	3	20	49	44	191%	5	1
Fayette	2	1	5	8	8	133%	0	0
Franklin	152	0	480	632	110	23%	522	39
Fulton	5	1	4	10	9	180%	1	0
Gallia	0	0	0	0	0	-	0	0
Geauga	2	0	5	7	5	100%	2	0
Greene	4	79	0	83	76	96%	7	0
Guernsey	1	2	6	9	7	88%	2	0
Hamilton	0	37	0	37	7	19%	30	0
Hancock	9	0	18	27	20	111%	7	0
Hardin	12	1	2	15	0	0%	15	0
Harrison	0	1	2	3	3	100%	0	0
Henry	2	0	23	25	20	87%	5	0
Highland	0	0	4	4	4	100%	0	0
Hocking	5	10	0	15	4	40%	11	0
Holmes	2	5	0	7	7	140%	0	0
Huron	0	0	0	0	0	-	0	0
Jackson	0	1	0	1	0	0%	1	1
Jefferson	1	0	5	6	0	0%	6	1
Knox	1	0	0	1	1	-	0	0
Lake	2	0	2	4	4	200%	0	0
Lawrence	0	0	0	0	0	-	0	0

Courts of Common Pleas – Juvenile Division
Motion for Permanent Custody Overall Caseloads
2013

County	Cases Pending January 1	New Filings	Reactivations and Transfers	Total Cases	Total Terminations	Clearance Rate	Cases Pending December 31	Cases Pending Beyond Time Guidelines
Licking	35	9	247	291	263	103%	28	0
Logan	0	0	0	0	0	-	0	0
Lorain	13	14	38	65	46	88%	19	1
Lucas	43	66	41	150	125	117%	25	0
Madison	0	0	0	0	0	-	0	0
Mahoning	4	0	11	15	11	100%	4	0
Marion	3	0	4	7	6	150%	1	0
Medina	0	0	0	0	0	-	0	0
Meigs	1	0	0	1	1	-	0	0
Mercer	0	0	6	6	6	100%	0	0
Miami	5	0	0	5	5	-	0	0
Monroe	0	0	0	0	0	-	0	0
Montgomery	97	0	156	253	149	96%	104	2
Morgan	0	0	0	0	0	-	0	0
Morrow	0	0	0	0	0	-	0	0
Muskingum	7	0	9	16	11	122%	5	2
Noble	0	0	0	0	0	-	0	0
Ottawa	3	2	25	30	25	93%	5	0
Paulding	0	0	0	0	0	-	0	0
Perry	2	0	9	11	4	44%	7	2
Pickaway	0	1	4	5	1	20%	4	0
Pike	0	0	0	0	0	-	0	0
Portage	0	9	2	11	11	100%	0	0
Preble	1	19	3	23	12	55%	11	0
Putnam	0	0	0	0	0	-	0	0
Richland	6	0	17	23	14	82%	9	0
Ross	6	0	22	28	10	45%	18	4
Sandusky	2	0	7	9	2	29%	7	0
Scioto	0	0	0	0	0	-	0	0
Seneca	1	0	5	6	2	40%	4	0
Shelby	1	0	2	3	3	150%	0	0
Stark	66	22	81	169	155	150%	14	0
Summit	70	14	147	231	173	107%	58	0
Trumbull	7	0	15	22	15	100%	7	1
Tuscarawas	12	0	16	28	27	169%	1	0
Union	2	0	3	5	5	167%	0	0
Van Wert	0	0	0	0	0	-	0	1
Vinton	7	0	2	9	2	100%	7	7
Warren	3	0	6	9	5	83%	4	0
Washington	5	1	5	11	10	167%	1	1
Wayne	25	0	61	86	72	118%	14	0
Williams	1	0	5	6	6	120%	0	0
Wood	0	0	5	5	4	80%	1	0
Wyandot	0	0	1	1	1	100%	0	0
Statewide	853	393	2,011	3,257	1,919	80%	1,338	94

Courts of Common Pleas – Juvenile Division
Motion for Permanent Custody Terminations
2013

County	Trial by Judge	Trial by Magistrate	Dismissal	Admission to Judge	Admission to Magistrate	Unavailability of Party	Transferred Out	Interlocutory Appeal/Order	Other Terminations	Total Terminations
Adams	0	3	0	1	0	0	0	0	0	4
Allen	16	0	0	0	0	0	0	0	2	18
Ashland	15	1	2	0	0	0	0	0	0	18
Ashtabula	0	0	0	0	0	0	0	0	25	25
Athens	17	0	0	3	0	0	0	0	0	20
Auglaize	3	0	0	0	0	0	0	0	0	3
Belmont	0	0	0	0	0	0	0	0	0	0
Brown	0	0	0	2	0	0	0	0	0	2
Butler	2	24	5	0	0	21	0	0	7	59
Carroll	1	0	0	0	0	0	0	0	0	1
Champaign	0	0	0	0	0	0	0	0	0	0
Clark	1	0	8	17	1	0	1	0	0	28
Clermont	1	6	1	0	0	0	0	0	22	30
Clinton	6	0	2	0	0	0	0	0	0	8
Columbiana	6	0	5	0	0	0	0	0	0	11
Coshocton	0	4	3	0	0	0	0	0	2	9
Crawford	5	0	1	7	0	0	0	0	0	13
Cuyahoga	26	35	3	44	27	5	15	1	0	156
Darke	0	0	0	2	0	0	0	0	0	2
Defiance	0	0	0	0	0	0	0	0	0	0
Delaware	0	0	1	0	0	0	0	0	0	1
Erie	0	0	0	0	0	0	0	0	0	0
Fairfield	28	2	3	0	0	0	0	0	11	44
Fayette	5	0	0	2	0	0	0	0	1	8
Franklin	7	1	22	4	72	0	0	0	4	110
Fulton	4	0	2	2	0	0	0	0	1	9
Gallia	0	0	0	0	0	0	0	0	0	0
Geauga	0	0	0	2	0	0	0	0	3	5
Greene	51	0	1	0	0	0	0	0	24	76
Guernsey	4	0	1	0	0	0	0	0	2	7
Hamilton	0	2	4	0	0	0	0	0	1	7
Hancock	17	0	0	3	0	0	0	0	0	20
Hardin	0	0	0	0	0	0	0	0	0	0
Harrison	2	1	0	0	0	0	0	0	0	3
Henry	3	0	5	12	0	0	0	0	0	20
Highland	4	0	0	0	0	0	0	0	0	4
Hocking	3	0	1	0	0	0	0	0	0	4
Holmes	5	0	2	0	0	0	0	0	0	7
Huron	0	0	0	0	0	0	0	0	0	0
Jackson	0	0	0	0	0	0	0	0	0	0
Jefferson	0	0	0	0	0	0	0	0	0	0
Knox	1	0	0	0	0	0	0	0	0	1
Lake	1	0	2	0	0	0	0	0	1	4
Lawrence	0	0	0	0	0	0	0	0	0	0

Courts of Common Pleas – Juvenile Division
Motion for Permanent Custody Terminations
2013

County	Trial by Judge	Trial by Magistrate	Dismissal	Admission to Judge	Admission to Magistrate	Unavailability of Party	Transferred Out	Interlocutory Appeal/Order	Other Terminations	Total Terminations
Licking	2	58	0	0	0	0	0	0	203	263
Logan	0	0	0	0	0	0	0	0	0	0
Lorain	25	0	2	13	0	0	2	0	4	46
Lucas	60	33	4	1	1	2	0	0	24	125
Madison	0	0	0	0	0	0	0	0	0	0
Mahoning	0	11	0	0	0	0	0	0	0	11
Marion	5	0	0	1	0	0	0	0	0	6
Medina	0	0	0	0	0	0	0	0	0	0
Meigs	0	0	1	0	0	0	0	0	0	1
Mercer	0	0	0	0	0	0	0	0	6	6
Miami	0	5	0	0	0	0	0	0	0	5
Monroe	0	0	0	0	0	0	0	0	0	0
Montgomery	5	120	10	0	10	4	0	0	0	149
Morgan	0	0	0	0	0	0	0	0	0	0
Morrow	0	0	0	0	0	0	0	0	0	0
Muskingum	6	1	0	0	0	0	0	0	4	11
Noble	0	0	0	0	0	0	0	0	0	0
Ottawa	9	0	1	15	0	0	0	0	0	25
Paulding	0	0	0	0	0	0	0	0	0	0
Perry	3	0	0	0	0	0	0	0	1	4
Pickaway	0	0	0	0	0	1	0	0	0	1
Pike	0	0	0	0	0	0	0	0	0	0
Portage	11	0	0	0	0	0	0	0	0	11
Preble	7	0	0	3	1	0	0	0	1	12
Putnam	0	0	0	0	0	0	0	0	0	0
Richland	2	7	1	2	2	0	0	0	0	14
Ross	0	0	4	3	3	0	0	0	0	10
Sandusky	0	0	2	0	0	0	0	0	0	2
Scioto	0	0	0	0	0	0	0	0	0	0
Seneca	1	0	0	1	0	0	0	0	0	2
Shelby	3	0	0	0	0	0	0	0	0	3
Stark	25	33	1	14	16	0	15	0	51	155
Summit	100	19	11	13	13	0	1	0	16	173
Trumbull	0	0	0	0	0	0	0	0	15	15
Tuscarawas	20	0	2	5	0	0	0	0	0	27
Union	0	4	0	1	0	0	0	0	0	5
Van Wert	0	0	0	0	0	0	0	0	0	0
Vinton	1	0	1	0	0	0	0	0	0	2
Warren	4	0	0	1	0	0	0	0	0	5
Washington	6	0	0	2	0	2	0	0	0	10
Wayne	26	0	4	16	1	0	0	0	25	72
Williams	0	0	0	6	0	0	0	0	0	6
Wood	4	0	0	0	0	0	0	0	0	4
Wyandot	1	0	0	0	0	0	0	0	0	1
Statewide	560	370	118	198	147	35	34	1	456	1,919

Courts of Common Pleas – Juvenile Division
 Custody, Change of Custody and Visitation Overall Caseloads
 2013

County	Cases Pending January 1	New Filings	Reactivations and Transfers	Total Cases	Total Terminations	Clearance Rate	Cases Pending December 31	Cases Pending Beyond Time Guidelines
Adams	41	47	29	117	82	108%	35	4
Allen	131	76	258	465	324	97%	141	7
Ashland	54	53	61	168	117	103%	51	6
Ashtabula	179	103	0	282	29	28%	253	180
Athens	100	100	53	253	181	118%	72	13
Auglaize	15	30	37	82	47	70%	35	2
Belmont	44	120	1	165	138	114%	27	0
Brown	19	65	2	86	61	91%	25	1
Butler	763	333	733	1,829	840	79%	989	18
Carroll	9	20	70	99	93	103%	6	0
Champaign	34	60	92	186	144	95%	42	0
Clark	147	41	185	373	251	111%	122	20
Clermont	178	367	619	1,164	973	99%	191	2
Clinton	37	55	42	134	90	93%	44	2
Columbiana	79	169	138	386	323	105%	63	16
Coshocton	37	31	118	186	145	97%	41	0
Crawford	0	8	0	8	6	75%	2	0
Cuyahoga	992	1,782	954	3,728	2,599	95%	1,129	130
Darke	24	21	36	81	51	89%	30	4
Defiance	4	30	0	34	25	83%	9	1
Delaware	95	70	89	254	181	114%	73	17
Erie	70	133	61	264	164	85%	100	14
Fairfield	10	0	23	33	27	117%	6	0
Fayette	16	74	116	206	187	98%	19	1
Franklin	1,235	2,590	2,401	6,226	4,947	99%	1,279	113
Fulton	35	48	66	149	106	93%	43	3
Gallia	13	62	0	75	63	102%	12	0
Geauga	25	37	76	138	107	95%	31	1
Greene	193	624	0	817	637	102%	180	3
Guernsey	49	78	81	208	157	99%	51	2
Hamilton	609	770	952	2,331	1,632	95%	699	75
Hancock	39	44	109	192	153	100%	39	1
Hardin	46	39	45	130	72	86%	58	1
Harrison	11	30	43	84	73	100%	11	0
Henry	27	22	59	108	70	86%	38	5
Highland	27	45	67	139	105	94%	34	0
Hocking	23	83	0	106	72	87%	34	0
Holmes	19	54	5	78	70	119%	8	0
Huron	26	97	0	123	87	90%	36	3
Jackson	81	39	21	141	76	127%	65	28
Jefferson	134	180	172	486	351	100%	135	25
Knox	44	57	91	192	133	90%	59	11
Lake	66	217	8	291	190	84%	101	5
Lawrence	50	116	2	168	123	104%	45	8

Courts of Common Pleas – Juvenile Division
 Custody, Change of Custody and Visitation Overall Caseloads
 2013

County	Cases Pending January 1	New Filings	Reactivations and Transfers	Total Cases	Total Terminations	Clearance Rate	Cases Pending December 31	Cases Pending Beyond Time Guidelines
Licking	10	104	6	120	112	102%	8	0
Logan	47	31	40	118	81	114%	37	7
Lorain	287	378	713	1,378	1,108	102%	270	15
Lucas	655	862	1,016	2,533	2,053	109%	480	13
Madison	34	94	80	208	154	89%	54	5
Mahoning	281	107	510	898	689	112%	209	17
Marion	86	50	146	282	202	103%	80	6
Medina	17	27	14	58	34	83%	24	4
Meigs	24	16	93	133	89	82%	44	6
Mercer	28	13	45	86	72	124%	14	1
Miami	279	104	571	954	672	100%	282	56
Monroe	8	12	3	23	10	67%	13	0
Montgomery	2,059	437	1,710	4,206	2,710	126%	1,496	9
Morgan	35	17	24	76	37	90%	39	0
Morrow	46	32	19	97	59	116%	38	14
Muskingum	1	2	0	3	1	50%	2	0
Noble	30	32	22	84	58	107%	26	14
Ottawa	39	49	66	154	99	86%	55	2
Paulding	18	12	13	43	22	88%	21	12
Perry	32	14	40	86	64	119%	22	1
Pickaway	30	59	50	139	107	98%	32	2
Pike	37	62	48	147	107	97%	40	4
Portage	55	174	118	347	280	96%	67	0
Preble	129	163	9	301	169	98%	132	67
Putnam	19	2	22	43	30	125%	13	2
Richland	55	0	226	281	197	87%	84	1
Ross	56	93	0	149	90	97%	59	21
Sandusky	97	220	238	555	424	93%	131	21
Scioto	87	69	80	236	163	109%	73	12
Seneca	53	76	102	231	155	87%	76	6
Shelby	31	22	79	132	103	102%	29	2
Stark	75	472	558	1,105	874	85%	231	5
Summit	247	292	560	1,099	797	94%	302	3
Trumbull	339	111	1,223	1,673	1,328	100%	345	35
Tuscarawas	0	0	0	0	0	-	0	0
Union	42	32	37	111	74	107%	37	2
Van Wert	16	8	33	57	40	98%	17	1
Vinton	33	42	34	109	55	72%	54	13
Warren	400	166	223	789	300	77%	489	2
Washington	34	71	34	139	112	107%	27	0
Wayne	109	128	62	299	224	118%	75	9
Williams	35	19	54	108	62	85%	46	14
Wood	97	105	209	411	317	101%	94	1
Wyandot	8	21	22	51	42	98%	9	0
Statewide	11,930	13,820	17,067	42,817	30,678	99%	12,139	1,127

Courts of Common Pleas – Juvenile Division
Custody, Change of Custody and Visitation Terminations
2013

County	Trial by Judge	Trial by Magistrate	Dismissal	Admission to Judge	Admission to Magistrate	Unavailability of Party	Transferred Out	Private Judge	Interlocutory Appeal/Order	Other Terminations	Total Terminations
Adams	1	41	17	2	18	0	0	0	0	3	82
Allen	8	254	44	2	0	0	0	0	0	16	324
Ashland	18	59	32	0	2	0	0	0	0	6	117
Ashtabula	0	0	2	0	0	0	0	0	0	27	29
Athens	5	25	16	53	72	0	0	0	0	10	181
Auglaize	6	0	10	31	0	0	0	0	0	0	47
Belmont	1	8	26	19	75	0	1	0	0	8	138
Brown	0	1	9	41	10	0	0	0	0	0	61
Butler	4	448	88	1	48	131	0	0	0	120	840
Carroll	84	0	2	0	0	0	0	0	0	7	93
Champaign	0	0	23	0	11	0	20	0	0	90	144
Clark	118	88	27	0	0	0	0	0	0	18	251
Clermont	5	169	112	1	21	0	110	0	0	555	973
Clinton	0	6	20	1	57	1	0	0	0	5	90
Columbiana	24	23	32	166	68	0	6	0	0	4	323
Coshocton	0	0	38	0	105	2	0	0	0	0	145
Crawford	0	0	0	5	1	0	0	0	0	0	6
Cuyahoga	17	300	528	732	489	20	47	0	0	466	2,599
Darke	0	0	14	31	5	0	0	0	0	1	51
Defiance	0	0	2	9	13	0	1	0	0	0	25
Delaware	16	70	24	18	37	1	3	0	0	12	181
Erie	0	14	38	0	91	0	8	0	0	13	164
Fairfield	14	0	8	0	0	0	3	0	0	2	27
Fayette	129	0	23	0	0	0	2	0	0	33	187
Franklin	33	992	1,523	169	194	2	251	1	0	1,782	4,947
Fulton	7	0	6	4	6	0	0	0	0	83	106
Gallia	25	16	6	16	0	0	0	0	0	0	63
Geauga	5	0	15	65	0	1	1	0	0	20	107
Greene	51	487	87	0	0	0	11	0	0	1	637
Guernsey	48	56	34	0	0	0	0	0	0	19	157
Hamilton	2	423	523	0	572	0	0	0	2	110	1,632
Hancock	1	28	18	34	70	0	1	0	0	1	153
Hardin	0	0	15	26	18	1	0	0	0	12	72
Harrison	35	27	8	0	0	0	0	0	0	3	73
Henry	0	0	9	41	12	0	0	0	0	8	70
Highland	69	0	33	3	0	0	0	0	0	0	105
Hocking	37	12	7	0	0	9	2	0	0	5	72
Holmes	4	0	22	0	0	0	0	0	0	44	70
Huron	8	17	14	9	36	0	2	0	0	1	87
Jackson	3	7	26	0	0	0	0	0	0	40	76
Jefferson	0	240	64	32	1	5	6	0	0	3	351
Knox	0	1	19	0	0	0	2	0	0	111	133
Lake	0	16	45	2	75	2	0	0	0	50	190
Lawrence	0	0	43	17	63	0	0	0	0	0	123

Courts of Common Pleas – Juvenile Division
Custody, Change of Custody and Visitation Terminations
2013

County	Trial by Judge	Trial by Magistrate	Dismissal	Admission to Judge	Admission to Magistrate	Unavailability of Party	Transferred Out	Private Judge	Interlocutory Appeal/Order	Other Terminations	Total Terminations
Licking	2	0	7	7	0	0	0	0	0	96	112
Logan	2	0	4	1	71	0	3	0	0	0	81
Lorain	60	80	130	296	375	4	46	0	0	117	1,108
Lucas	10	991	247	4	558	37	0	0	0	206	2,053
Madison	42	0	23	75	0	0	0	0	0	14	154
Mahoning	8	638	10	12	16	1	0	0	0	4	689
Marion	15	15	27	129	3	3	3	0	0	7	202
Medina	0	21	11	0	0	1	0	0	0	1	34
Meigs	22	14	18	35	0	0	0	0	0	0	89
Mercer	0	0	11	4	0	0	0	0	0	57	72
Miami	95	360	62	15	39	0	4	0	0	97	672
Monroe	0	0	1	0	0	0	0	0	0	9	10
Montgomery	10	1,147	561	60	836	68	6	0	0	22	2,710
Morgan	25	0	4	0	0	0	0	0	0	8	37
Morrow	2	15	9	0	12	0	10	0	0	11	59
Muskingum	0	0	1	0	0	0	0	0	0	0	1
Noble	45	0	7	0	0	0	0	0	0	6	58
Ottawa	0	15	20	5	56	0	1	0	0	2	99
Paulding	0	0	5	17	0	0	0	0	0	0	22
Perry	2	26	17	1	13	2	0	0	0	3	64
Pickaway	0	0	21	0	10	9	1	0	0	66	107
Pike	91	0	12	0	0	2	0	0	0	2	107
Portage	0	92	54	2	77	0	0	0	1	54	280
Preble	1	118	12	1	3	0	0	0	0	34	169
Putnam	15	0	6	9	0	0	0	0	0	0	30
Richland	1	30	30	6	117	0	0	0	0	13	197
Ross	0	5	23	37	24	0	1	0	0	0	90
Sandusky	0	32	82	13	103	0	2	0	0	192	424
Scioto	13	21	43	30	17	2	0	0	0	37	163
Seneca	1	43	27	6	72	0	0	0	0	6	155
Shelby	1	13	14	22	51	0	1	0	0	1	103
Stark	157	216	160	136	42	10	117	0	0	36	874
Summit	14	312	126	8	282	0	11	0	0	44	797
Trumbull	1	0	2	2	0	0	1	0	2	1,320	1,328
Tuscarawas	0	0	0	0	0	0	0	0	0	0	0
Union	4	9	11	7	38	0	1	0	0	4	74
Van Wert	1	8	1	1	25	1	0	0	0	3	40
Vinton	1	0	5	5	0	0	0	0	0	44	55
Warren	5	65	29	0	6	1	4	0	1	189	300
Washington	10	14	17	40	30	0	0	0	0	1	112
Wayne	3	113	38	8	37	2	1	0	0	22	224
Williams	0	0	9	0	51	0	0	0	0	2	62
Wood	1	36	51	58	170	1	0	0	0	0	317
Wyandot	6	4	3	22	7	0	0	0	0	0	42
Statewide	1,444	8,281	5,603	2,604	5,311	319	690	1	6	6,419	30,678

Courts of Common Pleas – Juvenile Division
Support Enforcement or Modification Overall Caseloads
2013

County	Cases Pending January 1	New Filings	Reactivations and Transfers	Total Cases	Total Terminations	Clearance Rate	Cases Pending December 31	Cases Pending Beyond Time Guidelines
Adams	105	79	188	372	294	110%	78	9
Allen	503	65	1,413	1,981	1,419	96%	562	28
Ashland	47	38	170	255	242	116%	13	0
Ashtabula	150	2	0	152	2	100%	150	148
Athens	234	106	108	448	349	163%	99	20
Auglaize	2	15	118	135	122	92%	13	0
Belmont	33	86	2	121	94	107%	27	0
Brown	10	46	0	56	39	85%	17	0
Butler	2,057	350	1,350	3,757	1,227	72%	2,530	17
Carroll	17	27	383	427	412	100%	15	0
Champaign	83	62	329	474	397	102%	77	0
Clark	285	403	1,517	2,205	1,932	101%	273	2
Clermont	435	237	2,433	3,105	2,389	89%	716	0
Clinton	15	71	108	194	192	107%	2	2
Columbiana	291	294	607	1,192	764	85%	428	28
Coshocton	96	132	484	712	600	97%	112	0
Crawford	0	10	0	10	10	100%	0	0
Cuyahoga	3,249	2,670	2,093	8,012	4,113	86%	3,899	506
Darke	51	62	144	257	196	95%	61	2
Defiance	11	51	0	62	56	110%	6	0
Delaware	214	10	475	699	461	95%	238	11
Erie	233	164	568	965	772	105%	193	1
Fairfield	0	0	0	0	0	-	0	0
Fayette	63	15	393	471	448	110%	23	0
Franklin	1,398	2,319	2,030	5,747	4,842	111%	905	49
Fulton	69	71	229	369	266	89%	103	3
Gallia	73	0	372	445	352	95%	93	0
Geauga	39	46	217	302	273	104%	29	1
Greene	335	647	0	982	719	111%	263	4
Guernsey	56	55	494	605	544	99%	61	0
Hamilton	775	1,829	2,044	4,648	4,247	110%	401	13
Hancock	85	14	383	482	396	100%	86	0
Hardin	144	70	240	454	272	88%	182	0
Harrison	16	10	106	132	111	96%	21	1
Henry	76	12	136	224	166	112%	58	11
Highland	62	90	189	341	286	103%	55	0
Hocking	57	178	0	235	180	101%	55	0
Holmes	26	96	1	123	84	87%	39	1
Huron	16	109	2	127	102	92%	25	2
Jackson	131	52	64	247	150	129%	97	46
Jefferson	134	37	580	751	643	104%	108	27
Knox	72	113	412	597	517	98%	80	8
Lake	65	232	3	300	208	89%	92	0
Lawrence	0	0	0	0	0	-	0	0

Courts of Common Pleas – Juvenile Division
Support Enforcement or Modification Overall Caseloads
2013

County	Cases Pending January 1	New Filings	Reactivations and Transfers	Total Cases	Total Terminations	Clearance Rate	Cases Pending December 31	Cases Pending Beyond Time Guidelines
Licking	0	0	0	0	0	-	0	0
Logan	169	97	195	461	361	124%	100	23
Lorain	1,317	801	4,449	6,567	5,217	99%	1,350	4
Lucas	618	1,139	613	2,370	1,969	112%	401	2
Madison	8	32	36	76	50	74%	26	1
Mahoning	329	623	517	1,469	1,231	108%	238	1
Marion	178	9	380	567	459	118%	108	9
Medina	4	1	11	16	9	75%	7	1
Meigs	45	34	129	208	177	109%	31	5
Mercer	82	74	243	399	341	108%	58	2
Miami	378	237	1,649	2,264	1,959	104%	305	28
Monroe	12	19	11	42	1	3%	41	0
Montgomery	1,844	1,676	3,621	7,141	5,722	108%	1,419	38
Morgan	99	56	265	420	305	95%	115	0
Morrow	59	45	5	109	56	112%	53	25
Muskingum	71	10	141	222	150	99%	72	3
Noble	10	12	30	52	35	83%	17	4
Ottawa	12	19	38	69	53	93%	16	0
Paulding	39	4	66	109	69	99%	40	23
Perry	109	136	296	541	431	100%	110	2
Pickaway	32	56	161	249	216	100%	33	1
Pike	46	76	88	210	162	99%	48	0
Portage	83	128	393	604	497	95%	107	0
Preble	44	303	43	390	246	71%	144	15
Putnam	38	5	129	172	119	89%	53	5
Richland	0	0	0	0	0	-	0	0
Ross	83	108	0	191	107	99%	84	29
Sandusky	109	88	674	871	801	105%	70	1
Scioto	0	0	0	0	0	-	0	0
Seneca	103	191	366	660	530	95%	130	2
Shelby	52	55	188	295	236	97%	59	0
Stark	547	310	814	1,671	1,482	132%	189	4
Summit	5	0	25	30	19	76%	11	0
Trumbull	359	150	1,225	1,734	1,275	93%	459	1
Tuscarawas	0	0	0	0	0	-	0	0
Union	237	191	437	865	642	102%	223	5
Van Wert	69	46	225	340	273	101%	67	0
Vinton	39	12	79	130	77	85%	53	7
Warren	114	316	1,510	1,940	1,295	71%	645	3
Washington	64	88	235	387	323	100%	64	0
Wayne	109	224	683	1,016	965	106%	51	0
Williams	38	17	99	154	115	99%	39	0
Wood	118	117	463	698	576	99%	122	0
Wyandot	15	0	49	64	58	118%	6	0
Statewide	19,500	18,480	40,966	78,946	59,497	100%	19,449	1,184

Courts of Common Pleas – Juvenile Division
Support Enforcement or Modification Terminations
2013

County	Trial by Judge	Trial by Magistrate	Dismissal	Admission to Judge	Admission to Magistrate	Unavailability of Party	Transferred Out	Private Judge	Interlocutory Appeal/Order	Other Terminations	Total Terminations
Adams	3	50	72	57	56	0	0	0	0	56	294
Allen	2	83	274	4	578	150	0	0	0	328	1,419
Ashland	9	61	19	8	109	20	0	0	0	16	242
Ashtabula	0	0	0	0	0	0	0	0	0	2	2
Athens	0	0	19	53	275	1	1	0	0	0	349
Auglaize	0	0	9	106	0	4	0	0	0	3	122
Belmont	0	54	31	0	2	0	0	0	0	7	94
Brown	0	0	1	37	1	0	0	0	0	0	39
Butler	2	365	159	4	69	199	1	0	0	428	1,227
Carroll	394	0	6	7	0	4	0	0	0	1	412
Champaign	1	0	73	0	3	0	22	0	0	298	397
Clark	2	1,442	480	2	0	1	0	0	0	5	1,932
Clermont	16	33	454	5	607	175	441	0	0	658	2,389
Clinton	0	1	64	2	107	15	0	0	0	3	192
Columbiana	51	169	121	43	341	31	4	0	0	4	764
Coshocton	0	0	63	0	518	10	3	0	0	6	600
Crawford	0	0	0	0	10	0	0	0	0	0	10
Cuyahoga	45	200	626	511	1,068	1,621	15	0	1	26	4,113
Darke	0	0	52	128	6	0	1	0	0	9	196
Defiance	0	0	11	1	44	0	0	0	0	0	56
Delaware	6	217	179	5	42	3	2	0	0	7	461
Erie	0	26	106	1	520	113	1	0	0	5	772
Fairfield	0	0	0	0	0	0	0	0	0	0	0
Fayette	254	0	77	0	0	0	1	0	0	116	448
Franklin	29	562	1,067	31	1,323	183	61	0	2	1,584	4,842
Fulton	0	0	58	15	140	5	1	0	0	47	266
Gallia	15	222	59	1	0	0	0	0	0	55	352
Geauga	0	0	15	170	0	63	0	0	0	25	273
Greene	61	549	108	0	1	0	0	0	0	0	719
Guernsey	19	289	202	0	0	34	0	0	0	0	544
Hamilton	2	91	599	1	3,412	31	0	0	0	111	4,247
Hancock	0	191	96	7	80	21	0	0	0	1	396
Hardin	0	5	106	60	45	0	1	0	0	55	272
Harrison	13	82	1	0	0	0	1	0	0	14	111
Henry	0	0	13	12	81	0	0	0	0	60	166
Highland	162	0	99	3	0	21	0	0	0	1	286
Hocking	15	98	20	8	3	35	0	0	0	1	180
Holmes	27	0	20	23	0	0	1	0	0	13	84
Huron	0	5	13	1	51	7	0	0	0	25	102
Jackson	0	2	46	1	40	0	0	0	0	61	150
Jefferson	0	99	4	525	3	4	0	0	0	8	643
Knox	0	18	27	1	1	0	2	0	0	468	517
Lake	0	74	20	3	71	1	0	0	0	39	208
Lawrence	0	0	0	0	0	0	0	0	0	0	0

Courts of Common Pleas – Juvenile Division
Support Enforcement or Modification Terminations
2013

County	Trial by Judge	Trial by Magistrate	Dismissal	Admission to Judge	Admission to Magistrate	Unavailability of Party	Transferred Out	Private Judge	Interlocutory Appeal/Order	Other Terminations	Total Terminations
Licking	0	0	0	0	0	0	0	0	0	0	0
Logan	0	0	1	0	360	0	0	0	0	0	361
Lorain	1	6	2,900	455	83	1,764	2	0	0	6	5,217
Lucas	0	1,084	445	1	24	363	0	0	0	52	1,969
Madison	2	0	27	9	0	0	0	0	0	12	50
Mahoning	2	511	15	665	3	20	0	0	0	15	1,231
Marion	0	21	147	268	15	2	1	0	0	5	459
Medina	0	6	0	0	0	1	0	0	0	2	9
Meigs	36	26	45	69	0	0	0	0	0	1	177
Mercer	0	0	46	40	0	4	1	0	0	250	341
Miami	135	675	149	4	26	85	1	0	0	884	1,959
Monroe	0	0	0	0	0	0	1	0	0	0	1
Montgomery	62	995	850	274	2,661	816	7	0	0	57	5,722
Morgan	194	0	24	0	0	3	0	0	0	84	305
Morrow	1	10	17	2	12	3	3	0	0	8	56
Muskingum	17	80	11	0	4	1	0	0	0	37	150
Noble	18	0	10	0	0	0	0	0	0	7	35
Ottawa	0	8	6	2	35	2	0	0	0	0	53
Paulding	0	0	21	48	0	0	0	0	0	0	69
Perry	1	149	68	44	134	15	0	0	0	20	431
Pickaway	0	0	28	0	35	31	0	0	0	122	216
Pike	91	0	20	0	0	45	0	1	0	5	162
Portage	0	22	54	0	250	52	0	0	0	119	497
Preble	2	28	7	0	0	0	0	0	0	209	246
Putnam	5	0	27	85	0	0	0	0	0	2	119
Richland	0	0	0	0	0	0	0	0	0	0	0
Ross	0	0	22	67	18	0	0	0	0	0	107
Sandusky	0	2	136	1	115	40	0	0	0	507	801
Scioto	0	0	0	0	0	0	0	0	0	0	0
Seneca	1	25	77	10	309	105	0	0	0	3	530
Shelby	0	5	73	9	145	0	0	0	0	4	236
Stark	243	374	198	28	4	200	149	0	0	286	1,482
Summit	1	2	1	0	9	0	0	0	0	6	19
Trumbull	2	1	9	0	0	0	1	0	0	1,262	1,275
Tuscarawas	0	0	0	0	0	0	0	0	0	0	0
Union	3	58	242	16	109	20	1	0	0	193	642
Van Wert	3	131	65	2	58	11	0	0	0	3	273
Vinton	0	0	9	16	0	0	0	0	0	52	77
Warren	6	132	45	2	6	198	1	0	0	905	1,295
Washington	0	1	78	1	175	49	1	0	0	18	323
Wayne	0	10	15	736	153	35	0	0	0	16	965
Williams	0	0	21	0	94	0	0	0	0	0	115
Wood	1	11	91	110	266	96	1	0	0	0	576
Wyandot	0	6	5	12	19	16	0	0	0	0	58
Statewide	1,955	9,367	11,474	4,812	14,729	6,729	729	1	3	9,698	59,497

Courts of Common Pleas – Juvenile Division
 Parentage Overall Caseloads
 2013

County	Cases Pending January 1	New Filings	Reactivations and Transfers	Total Cases	Total Terminations	Clearance Rate	Cases Pending December 31	Cases Pending Beyond Time Guidelines
Adams	21	19	20	60	42	108%	18	0
Allen	81	255	2	338	255	99%	83	12
Ashland	3	1	3	7	6	150%	1	0
Ashtabula	853	287	0	1,140	99	34%	1,041	832
Athens	48	2	43	93	79	176%	14	5
Auglaize	9	61	0	70	62	102%	8	0
Belmont	58	77	0	135	122	158%	13	0
Brown	14	18	0	32	28	156%	4	0
Butler	91	52	18	161	88	126%	73	6
Carroll	5	7	1	13	12	150%	1	0
Champaign	4	17	9	30	22	85%	8	0
Clark	18	57	6	81	59	94%	22	2
Clermont	99	204	117	420	320	100%	100	0
Clinton	29	28	37	94	84	129%	10	2
Columbiana	75	208	21	304	245	107%	59	0
Coshocton	5	15	4	24	16	84%	8	0
Crawford	2	94	2	98	91	95%	7	0
Cuyahoga	1,311	932	394	2,637	2,024	153%	613	182
Darke	10	3	13	26	19	119%	7	1
Defiance	7	10	0	17	11	110%	6	0
Delaware	36	108	9	153	118	101%	35	0
Erie	11	15	5	31	21	105%	10	0
Fairfield	0	0	0	0	0	-	0	0
Fayette	3	12	0	15	14	117%	1	0
Franklin	378	1,041	25	1,444	1,166	109%	278	18
Fulton	4	4	8	16	14	117%	2	0
Gallia	25	58	0	83	49	84%	34	0
Geauga	3	10	0	13	8	80%	5	0
Greene	9	14	0	23	15	107%	8	0
Guernsey	1	1	2	4	3	100%	1	0
Hamilton	100	90	102	292	221	115%	71	1
Hancock	33	141	3	177	139	97%	38	0
Hardin	24	4	1	29	9	180%	20	1
Harrison	4	0	5	9	8	160%	1	1
Henry	16	35	3	54	40	105%	14	0
Highland	15	32	15	62	43	91%	19	0
Hocking	3	10	0	13	8	80%	5	0
Holmes	1	6	1	8	7	100%	1	0
Huron	2	17	0	19	15	88%	4	0
Jackson	8	9	2	19	7	64%	12	5
Jefferson	142	135	197	474	280	84%	194	32
Knox	6	15	3	24	14	78%	10	0
Lake	29	43	3	75	56	122%	19	0
Lawrence	33	120	2	155	115	94%	40	3

Courts of Common Pleas – Juvenile Division
Parentage Overall Caseloads
2013

County	Cases Pending January 1	New Filings	Reactivations and Transfers	Total Cases	Total Terminations	Clearance Rate	Cases Pending December 31	Cases Pending Beyond Time Guidelines
Licking	0	0	0	0	0	-	0	0
Logan	4	13	0	17	6	46%	11	3
Lorain	51	171	6	228	144	81%	84	1
Lucas	257	375	222	854	652	109%	202	2
Madison	5	5	1	11	6	100%	5	1
Mahoning	85	125	4	214	159	123%	55	0
Marion	49	149	6	204	165	106%	39	2
Medina	0	0	0	0	0	-	0	0
Meigs	131	104	436	671	506	94%	165	7
Mercer	6	9	7	22	18	113%	4	1
Miami	12	23	13	48	34	94%	14	1
Monroe	0	7	0	7	5	71%	2	0
Montgomery	310	468	110	888	621	107%	267	8
Morgan	3	3	23	29	25	96%	4	0
Morrow	5	3	1	9	5	125%	4	2
Muskingum	0	0	0	0	0	-	0	0
Noble	1	0	1	2	1	100%	1	0
Ottawa	1	5	2	8	5	71%	3	0
Paulding	3	6	2	11	5	63%	6	2
Perry	21	0	41	62	49	120%	13	2
Pickaway	89	89	307	485	399	101%	86	4
Pike	0	0	4	4	3	75%	1	0
Portage	14	39	4	57	32	74%	25	0
Preble	4	4	0	8	4	100%	4	1
Putnam	16	57	3	76	51	85%	25	3
Richland	0	0	0	0	0	-	0	0
Ross	19	14	0	33	15	107%	18	8
Sandusky	3	7	2	12	9	100%	3	0
Scioto	0	0	0	0	0	-	0	0
Seneca	4	15	6	25	23	110%	2	0
Shelby	3	16	0	19	13	81%	6	0
Stark	39	141	117	297	248	96%	49	0
Summit	0	0	0	0	0	-	0	0
Trumbull	118	171	66	355	235	99%	120	0
Tuscarawas	835	311	0	1,146	225	72%	921	0
Union	0	0	1	1	0	0%	1	0
Van Wert	23	66	2	91	64	94%	27	2
Vinton	9	4	9	22	14	108%	8	2
Warren	60	47	17	124	59	92%	65	0
Washington	1	8	0	9	7	88%	2	0
Wayne	16	11	7	34	32	178%	2	1
Williams	1	4	1	6	3	60%	3	0
Wood	7	19	8	34	28	104%	6	0
Wyandot	10	39	1	50	41	103%	9	0
Statewide	5,844	6,795	2,506	15,145	9,965	107%	5,180	1,156

Courts of Common Pleas – Juvenile Division
Parentage Terminations
2013

County	Trial by Judge	Trial by Magistrate	Dismissal	Admission to Judge	Admission to Magistrate	Unavailability of Party	Transferred Out	Private Judge	Interlocutory Appeal/Order	Other Terminations	Total Terminations
Adams	3	10	8	9	6	0	0	0	0	6	42
Allen	0	48	15	91	27	0	1	0	0	73	255
Ashland	0	4	1	0	1	0	0	0	0	0	6
Ashtabula	0	0	3	0	0	0	1	0	0	95	99
Athens	0	0	6	17	56	0	0	0	0	0	79
Auglaize	3	0	5	53	0	0	0	0	0	1	62
Belmont	0	54	45	0	3	0	0	0	0	20	122
Brown	0	1	0	27	0	0	0	0	0	0	28
Butler	0	19	41	0	0	7	0	0	0	21	88
Carroll	9	0	1	0	0	0	0	0	0	2	12
Champaign	0	0	7	0	2	0	5	0	0	8	22
Clark	4	32	23	0	0	0	0	0	0	0	59
Clermont	3	4	10	0	1	0	92	0	1	209	320
Clinton	0	0	19	1	57	6	1	0	0	0	84
Columbiana	0	0	16	19	207	1	2	0	0	0	245
Coshocton	0	0	1	0	12	3	0	0	0	0	16
Crawford	0	2	0	6	80	0	1	0	0	2	91
Cuyahoga	2	226	515	357	237	665	5	0	0	17	2,024
Darke	0	0	5	11	2	0	0	0	0	1	19
Defiance	0	0	1	3	7	0	0	0	0	0	11
Delaware	0	15	12	6	75	0	0	0	0	10	118
Erie	0	2	5	0	12	1	0	0	0	1	21
Fairfield	0	0	0	0	0	0	0	0	0	0	0
Fayette	11	0	3	0	0	0	0	0	0	0	14
Franklin	6	110	559	17	329	3	22	0	4	116	1,166
Fulton	0	0	2	0	6	0	1	0	0	5	14
Gallia	0	34	15	0	0	0	0	0	0	0	49
Geauga	0	0	2	5	0	0	0	0	0	1	8
Greene	2	7	6	0	0	0	0	0	0	0	15
Guernsey	2	0	0	0	0	0	0	0	0	1	3
Hamilton	1	10	78	0	122	10	0	0	0	0	221
Hancock	0	18	16	0	105	0	0	0	0	0	139
Hardin	0	0	3	3	0	0	0	0	0	3	9
Harrison	0	6	0	0	0	0	0	0	0	2	8
Henry	0	0	7	1	24	0	0	0	0	8	40
Highland	27	0	12	1	0	1	0	0	0	2	43
Hocking	0	4	1	0	0	3	0	0	0	0	8
Holmes	0	0	0	0	0	0	0	0	0	7	7
Huron	0	5	1	2	4	2	0	0	0	1	15
Jackson	0	0	3	0	0	0	0	0	0	4	7
Jefferson	1	125	4	118	4	25	0	0	0	3	280
Knox	0	2	1	0	0	0	0	0	0	11	14
Lake	0	12	5	0	17	1	0	0	0	21	56
Lawrence	0	0	5	2	104	0	0	0	0	4	115

Courts of Common Pleas – Juvenile Division
Parentage Terminations
2013

County	Trial by Judge	Trial by Magistrate	Dismissal	Admission to Judge	Admission to Magistrate	Unavailability of Party	Transferred Out	Private Judge	Interlocutory Appeal/Order	Other Terminations	Total Terminations
Licking	0	0	0	0	0	0	0	0	0	0	0
Logan	0	0	0	0	6	0	0	0	0	0	6
Lorain	1	0	35	105	2	1	0	0	0	0	144
Lucas	1	232	119	5	10	267	0	0	0	18	652
Madison	1	0	2	3	0	0	0	0	0	0	6
Mahoning	0	124	33	0	1	0	0	0	0	1	159
Marion	1	8	13	134	0	0	2	0	0	7	165
Medina	0	0	0	0	0	0	0	0	0	0	0
Meigs	69	70	160	203	0	0	0	0	0	4	506
Mercer	0	0	3	1	0	0	0	0	0	14	18
Miami	7	15	5	2	4	1	0	0	0	0	34
Monroe	0	0	0	5	0	0	0	0	0	0	5
Montgomery	1	135	138	8	202	128	0	0	0	9	621
Morgan	17	0	2	0	0	0	1	0	0	5	25
Morrow	0	1	1	0	0	0	1	0	0	2	5
Muskingum	0	0	0	0	0	0	0	0	0	0	0
Noble	1	0	0	0	0	0	0	0	0	0	1
Ottawa	0	1	1	1	2	0	0	0	0	0	5
Paulding	0	0	1	4	0	0	0	0	0	0	5
Perry	0	11	11	0	22	2	0	0	0	3	49
Pickaway	0	0	67	0	67	90	0	0	0	175	399
Pike	2	0	1	0	0	0	0	0	0	0	3
Portage	0	6	9	0	17	0	0	0	0	0	32
Preble	0	4	0	0	0	0	0	0	0	0	4
Putnam	3	0	21	27	0	0	0	0	0	0	51
Richland	0	0	0	0	0	0	0	0	0	0	0
Ross	0	1	3	7	4	0	0	0	0	0	15
Sandusky	0	0	3	0	3	1	2	0	0	0	9
Scioto	0	0	0	0	0	0	0	0	0	0	0
Seneca	0	4	4	0	12	3	0	0	0	0	23
Shelby	0	2	4	2	5	0	0	0	0	0	13
Stark	22	59	74	24	2	5	59	0	0	3	248
Summit	0	0	0	0	0	0	0	0	0	0	0
Trumbull	0	0	1	0	0	0	0	0	0	234	235
Tuscarawas	0	0	26	0	199	0	0	0	0	0	225
Union	0	0	0	0	0	0	0	0	0	0	0
Van Wert	0	7	10	0	47	0	0	0	0	0	64
Vinton	0	0	3	3	0	0	0	0	0	8	14
Warren	1	5	4	0	0	6	0	0	0	43	59
Washington	0	0	1	3	2	0	0	0	0	1	7
Wayne	0	0	4	2	20	3	1	0	0	2	32
Williams	0	0	0	0	3	0	0	0	0	0	3
Wood	0	1	6	3	17	1	0	0	0	0	28
Wyandot	0	2	4	20	14	0	0	0	0	1	41
Statewide	201	1,438	2,231	1,311	2,161	1,236	197	0	5	1,185	9,965

Courts of Common Pleas – Juvenile Division
Uniform Interstate Family Support Act Overall Caseloads
2013

County	Cases Pending January 1	New Filings	Reactivations and Transfers	Total Cases	Total Terminations	Clearance Rate	Cases Pending December 31	Cases Pending Beyond Time Guidelines
Adams	14	7	10	31	19	112%	12	6
Allen	0	0	0	0	0	-	0	0
Ashland	0	3	2	5	5	100%	0	0
Ashtabula	0	0	0	0	0	-	0	0
Athens	0	0	0	0	0	-	0	0
Auglaize	1	5	0	6	6	120%	0	0
Belmont	0	4	0	4	4	100%	0	0
Brown	0	0	0	0	0	-	0	0
Butler	2	1	0	3	1	100%	2	1
Carroll	0	1	0	1	0	0%	1	0
Champaign	0	4	1	5	3	60%	2	1
Clark	0	0	0	0	0	-	0	0
Clermont	0	39	18	57	44	77%	13	8
Clinton	0	0	0	0	0	-	0	0
Columbiana	0	0	0	0	0	-	0	0
Coshocton	2	1	2	5	5	167%	0	0
Crawford	0	6	0	6	6	100%	0	0
Cuyahoga	0	0	0	0	0	-	0	0
Darke	0	0	1	1	1	100%	0	0
Defiance	0	0	0	0	0	-	0	0
Delaware	9	18	6	33	23	96%	10	4
Erie	0	0	0	0	0	-	0	0
Fairfield	0	0	0	0	0	-	0	0
Fayette	3	7	2	12	11	122%	1	0
Franklin	3	163	7	173	146	86%	27	16
Fulton	0	0	0	0	0	-	0	0
Gallia	10	26	0	36	29	112%	7	4
Geauga	0	9	1	10	10	100%	0	0
Greene	0	0	0	0	0	-	0	0
Guernsey	0	0	0	0	0	-	0	0
Hamilton	0	0	0	0	0	-	0	0
Hancock	4	9	0	13	13	144%	0	0
Hardin	18	2	0	20	3	150%	17	0
Harrison	0	0	2	2	2	100%	0	0
Henry	0	4	0	4	2	50%	2	0
Highland	1	0	0	1	1	-	0	0
Hocking	0	0	0	0	0	-	0	0
Holmes	0	0	0	0	0	-	0	0
Huron	0	0	0	0	0	-	0	0
Jackson	1	1	0	2	2	200%	0	0
Jefferson	50	55	58	163	91	81%	72	54
Knox	0	9	1	10	7	70%	3	1
Lake	0	9	0	9	9	100%	0	0
Lawrence	0	0	0	0	0	-	0	0

Courts of Common Pleas – Juvenile Division
Uniform Interstate Family Support Act Overall Caseloads
2013

County	Cases Pending January 1	New Filings	Reactivations and Transfers	Total Cases	Total Terminations	Clearance Rate	Cases Pending December 31	Cases Pending Beyond Time Guidelines
Licking	0	0	0	0	0	-	0	0
Logan	5	16	0	21	16	100%	5	0
Lorain	0	0	0	0	0	-	0	0
Lucas	38	151	30	219	184	102%	35	3
Madison	0	0	0	0	0	-	0	0
Mahoning	19	101	4	124	102	97%	22	0
Marion	4	42	2	48	37	84%	11	7
Medina	0	0	0	0	0	-	0	0
Meigs	7	8	14	29	27	123%	2	1
Mercer	0	0	0	0	0	-	0	0
Miami	1	24	6	31	29	97%	2	0
Monroe	0	0	0	0	0	-	0	0
Montgomery	3	186	2	191	191	102%	0	0
Morgan	1	2	6	9	7	88%	2	0
Morrow	0	2	0	2	2	100%	0	0
Muskingum	0	0	0	0	0	-	0	0
Noble	0	0	0	0	0	-	0	0
Ottawa	0	0	0	0	0	-	0	0
Paulding	3	3	5	11	9	113%	2	2
Perry	3	0	1	4	4	400%	0	0
Pickaway	0	0	0	0	0	-	0	0
Pike	0	0	1	1	0	0%	1	1
Portage	0	0	0	0	0	-	0	0
Preble	0	10	4	14	7	50%	7	4
Putnam	0	0	0	0	0	-	0	0
Richland	0	0	0	0	0	-	0	0
Ross	0	0	0	0	0	-	0	0
Sandusky	0	11	4	15	14	93%	1	0
Scioto	0	0	0	0	0	-	0	0
Seneca	2	3	1	6	5	125%	1	0
Shelby	0	2	0	2	1	50%	1	1
Stark	69	14	6	89	87	435%	2	1
Summit	0	0	0	0	0	-	0	0
Trumbull	0	0	0	0	0	-	0	0
Tuscarawas	0	0	0	0	0	-	0	0
Union	0	0	0	0	0	-	0	0
Van Wert	5	2	0	7	5	250%	2	2
Vinton	0	0	0	0	0	-	0	0
Warren	1	9	0	10	10	111%	0	0
Washington	0	0	0	0	0	-	0	0
Wayne	0	0	0	0	0	-	0	0
Williams	0	0	0	0	0	-	0	0
Wood	0	0	0	0	0	-	0	0
Wyandot	0	1	0	1	1	100%	0	0
Statewide	279	970	197	1,446	1,181	101%	265	117

Courts of Common Pleas – Juvenile Division
Uniform Interstate Family Support Act Terminations
2013

County	Trial by Judge	Trial by Magistrate	Dismissal	Admission to Judge	Admission to Magistrate	Unavailability of Party	Transferred Out	Private Judge	Interlocutory Appeal/Order	Other Terminations	Total Terminations
Adams	3	3	4	2	7	0	0	0	0	0	19
Allen	0	0	0	0	0	0	0	0	0	0	0
Ashland	0	1	0	0	0	0	0	0	0	4	5
Ashtabula	0	0	0	0	0	0	0	0	0	0	0
Athens	0	0	0	0	0	0	0	0	0	0	0
Auglaize	0	0	3	3	0	0	0	0	0	0	6
Belmont	0	0	0	4	0	0	0	0	0	0	4
Brown	0	0	0	0	0	0	0	0	0	0	0
Butler	0	0	0	0	0	0	0	0	0	1	1
Carroll	0	0	0	0	0	0	0	0	0	0	0
Champaign	0	0	0	0	0	0	1	0	0	2	3
Clark	0	0	0	0	0	0	0	0	0	0	0
Clermont	1	2	3	0	0	0	12	0	0	26	44
Clinton	0	0	0	0	0	0	0	0	0	0	0
Columbiana	0	0	0	0	0	0	0	0	0	0	0
Coshocton	0	0	0	0	1	0	0	0	0	4	5
Crawford	0	0	0	0	6	0	0	0	0	0	6
Cuyahoga	0	0	0	0	0	0	0	0	0	0	0
Darke	0	0	0	1	0	0	0	0	0	0	1
Defiance	0	0	0	0	0	0	0	0	0	0	0
Delaware	0	8	4	0	10	0	0	0	0	1	23
Erie	0	0	0	0	0	0	0	0	0	0	0
Fairfield	0	0	0	0	0	0	0	0	0	0	0
Fayette	7	0	2	0	0	2	0	0	0	0	11
Franklin	0	25	53	1	66	0	1	0	0	0	146
Fulton	0	0	0	0	0	0	0	0	0	0	0
Gallia	0	23	6	0	0	0	0	0	0	0	29
Geauga	0	0	1	8	0	1	0	0	0	0	10
Greene	0	0	0	0	0	0	0	0	0	0	0
Guernsey	0	0	0	0	0	0	0	0	0	0	0
Hamilton	0	0	0	0	0	0	0	0	0	0	0
Hancock	0	7	3	0	3	0	0	0	0	0	13
Hardin	0	0	0	0	3	0	0	0	0	0	3
Harrison	0	2	0	0	0	0	0	0	0	0	2
Henry	0	0	0	0	2	0	0	0	0	0	2
Highland	0	0	1	0	0	0	0	0	0	0	1
Hocking	0	0	0	0	0	0	0	0	0	0	0
Holmes	0	0	0	0	0	0	0	0	0	0	0
Huron	0	0	0	0	0	0	0	0	0	0	0
Jackson	0	0	1	0	0	0	0	0	0	1	2
Jefferson	0	37	3	45	3	1	0	0	0	2	91
Knox	0	1	1	0	0	0	0	0	0	5	7
Lake	0	3	0	0	0	2	0	0	0	4	9
Lawrence	0	0	0	0	0	0	0	0	0	0	0

Courts of Common Pleas – Juvenile Division
Uniform Interstate Family Support Act Terminations
2013

County	Trial by Judge	Trial by Magistrate	Dismissal	Admission to Judge	Admission to Magistrate	Unavailability of Party	Transferred Out	Private Judge	Interlocutory Appeal/Order	Other Terminations	Total Terminations
Licking	0	0	0	0	0	0	0	0	0	0	0
Logan	0	0	0	0	16	0	0	0	0	0	16
Lorain	0	0	0	0	0	0	0	0	0	0	0
Lucas	0	51	19	0	0	32	0	0	0	82	184
Madison	0	0	0	0	0	0	0	0	0	0	0
Mahoning	0	30	0	18	0	0	0	0	0	54	102
Marion	0	0	8	28	0	0	0	0	0	1	37
Medina	0	0	0	0	0	0	0	0	0	0	0
Meigs	4	6	4	13	0	0	0	0	0	0	27
Mercer	0	0	0	0	0	0	0	0	0	0	0
Miami	0	10	5	0	0	0	3	0	0	11	29
Monroe	0	0	0	0	0	0	0	0	0	0	0
Montgomery	0	5	11	18	135	1	7	0	0	14	191
Morgan	5	0	0	0	0	0	0	0	0	2	7
Morrow	0	0	0	0	0	0	0	0	0	2	2
Muskingum	0	0	0	0	0	0	0	0	0	0	0
Noble	0	0	0	0	0	0	0	0	0	0	0
Ottawa	0	0	0	0	0	0	0	0	0	0	0
Paulding	0	0	3	6	0	0	0	0	0	0	9
Perry	0	1	2	0	1	0	0	0	0	0	4
Pickaway	0	0	0	0	0	0	0	0	0	0	0
Pike	0	0	0	0	0	0	0	0	0	0	0
Portage	0	0	0	0	0	0	0	0	0	0	0
Preble	0	7	0	0	0	0	0	0	0	0	7
Putnam	0	0	0	0	0	0	0	0	0	0	0
Richland	0	0	0	0	0	0	0	0	0	0	0
Ross	0	0	0	0	0	0	0	0	0	0	0
Sandusky	0	0	1	0	0	1	0	0	0	12	14
Scioto	0	0	0	0	0	0	0	0	0	0	0
Seneca	0	2	1	0	2	0	0	0	0	0	5
Shelby	0	0	0	0	1	0	0	0	0	0	1
Stark	0	13	5	1	0	1	6	0	0	61	87
Summit	0	0	0	0	0	0	0	0	0	0	0
Trumbull	0	0	0	0	0	0	0	0	0	0	0
Tuscarawas	0	0	0	0	0	0	0	0	0	0	0
Union	0	0	0	0	0	0	0	0	0	0	0
Van Wert	0	4	0	0	1	0	0	0	0	0	5
Vinton	0	0	0	0	0	0	0	0	0	0	0
Warren	0	0	0	0	0	0	0	0	0	10	10
Washington	0	0	0	0	0	0	0	0	0	0	0
Wayne	0	0	0	0	0	0	0	0	0	0	0
Williams	0	0	0	0	0	0	0	0	0	0	0
Wood	0	0	0	0	0	0	0	0	0	0	0
Wyandot	0	0	0	0	1	0	0	0	0	0	1
Statewide	20	241	144	148	258	41	30	0	0	299	1,181

Courts of Common Pleas – Juvenile Division
All Others Overall Caseloads
2013

County	Cases Pending January 1	New Filings	Reactivations and Transfers	Total Cases	Total Terminations	Clearance Rate	Cases Pending December 31	Cases Pending Beyond Time Guidelines
Adams	3	7	0	10	9	129%	1	0
Allen	2	70	0	72	70	100%	2	0
Ashland	1	4	0	5	5	125%	0	0
Ashtabula	49	4	0	53	1	25%	52	50
Athens	0	5	0	5	5	100%	0	0
Auglaize	1	7	0	8	8	114%	0	0
Belmont	172	13	310	495	404	125%	91	6
Brown	0	21	0	21	18	86%	3	0
Butler	120	82	0	202	32	39%	170	0
Carroll	0	8	0	8	8	100%	0	0
Champaign	0	4	2	6	6	100%	0	0
Clark	2	10	0	12	8	80%	4	1
Clermont	10	87	256	353	332	97%	21	0
Clinton	16	8	0	24	8	100%	16	0
Columbiana	1	26	8	35	35	103%	0	0
Coshocton	0	7	0	7	7	100%	0	0
Crawford	0	3	0	3	3	100%	0	0
Cuyahoga	34	57	1	92	65	112%	27	0
Darke	2	32	0	34	31	97%	3	0
Defiance	0	0	0	0	0	-	0	0
Delaware	1	43	0	44	42	98%	2	0
Erie	17	42	22	81	66	103%	15	2
Fairfield	0	39	18	57	51	89%	6	0
Fayette	2	23	0	25	25	109%	0	0
Franklin	920	746	6,930	8,596	8,032	105%	564	75
Fulton	4	15	1	20	16	100%	4	0
Gallia	30	53	0	83	71	134%	12	0
Geauga	252	19	1,544	1,815	1,607	103%	208	0
Greene	3	17	0	20	19	112%	1	0
Guernsey	0	3	0	3	3	100%	0	0
Hamilton	0	0	0	0	0	-	0	0
Hancock	1	8	8	17	17	106%	0	0
Hardin	65	1	0	66	2	200%	64	0
Harrison	0	1	0	1	1	100%	0	0
Henry	2	0	2	4	4	200%	0	0
Highland	0	6	0	6	5	83%	1	0
Hocking	0	47	0	47	38	81%	9	0
Holmes	0	6	0	6	6	100%	0	0
Huron	0	6	0	6	6	100%	0	0
Jackson	17	72	7	96	88	111%	8	1
Jefferson	78	260	7	345	251	94%	94	31
Knox	1	2	0	3	1	50%	2	1
Lake	0	9	0	9	8	89%	1	0
Lawrence	7	7	0	14	0	0%	14	11

Courts of Common Pleas – Juvenile Division
All Others Overall Caseloads
2013

County	Cases Pending January 1	New Filings	Reactivations and Transfers	Total Cases	Total Terminations	Clearance Rate	Cases Pending December 31	Cases Pending Beyond Time Guidelines
Licking	0	14	0	14	12	86%	2	0
Logan	4	18	0	22	20	111%	2	0
Lorain	4	65	2	71	66	99%	5	0
Lucas	12	63	2	77	76	117%	1	0
Madison	2	22	6	30	29	104%	1	0
Mahoning	34	159	118	311	267	96%	44	9
Marion	3	23	2	28	28	112%	0	0
Medina	1	15	2	18	18	106%	0	0
Meigs	0	26	0	26	26	100%	0	0
Mercer	0	0	0	0	0	-	0	0
Miami	1	10	0	11	11	110%	0	0
Monroe	0	4	0	4	2	50%	2	0
Montgomery	13	80	0	93	89	111%	4	0
Morgan	3	9	0	12	7	78%	5	0
Morrow	2	3	2	7	6	120%	1	0
Muskingum	73	72	357	502	397	93%	105	22
Noble	0	0	0	0	0	-	0	0
Ottawa	1	9	0	10	10	111%	0	0
Paulding	0	0	0	0	0	-	0	0
Perry	8	6	9	23	23	153%	0	0
Pickaway	0	15	0	15	13	87%	2	2
Pike	0	61	4	65	65	100%	0	0
Portage	0	8	0	8	7	88%	1	0
Preble	1	44	7	52	49	96%	3	0
Putnam	2	0	2	4	3	150%	1	0
Richland	96	11	435	542	460	103%	82	5
Ross	1	118	0	119	119	101%	0	0
Sandusky	0	34	208	242	211	87%	31	0
Scioto	0	5	0	5	4	80%	1	0
Seneca	1	26	9	36	35	100%	1	0
Shelby	7	1	40	48	47	115%	1	0
Stark	127	159	58	344	338	156%	6	0
Summit	8	39	1	48	48	120%	0	0
Trumbull	0	2	0	2	1	50%	1	0
Tuscarawas	1	6	0	7	7	117%	0	0
Union	26	15	36	77	67	131%	10	0
Van Wert	2	4	2	8	6	100%	2	0
Vinton	1	35	1	37	18	50%	19	4
Warren	18	35	12	65	34	72%	31	1
Washington	1	1	0	2	2	200%	0	0
Wayne	25	15	22	62	62	168%	0	0
Williams	0	1	0	1	0	0%	1	0
Wood	0	4	0	4	4	100%	0	0
Wyandot	0	2	0	2	2	100%	0	0
Statewide	2,291	3,119	10,453	15,863	14,103	104%	1,760	221

Courts of Common Pleas – Juvenile Division
All Others Terminations
2013

County	Trial by Judge	Trial by Magistrate	Dismissal	Admission to Judge	Admission to Magistrate	Unavailability of Party	Transferred Out	Private Judge	Interlocutory Appeal/Order	Other Terminations	Total Terminations
Adams	0	3	1	0	5	0	0	0	0	0	9
Allen	0	1	3	0	2	0	0	0	0	64	70
Ashland	1	0	0	0	0	0	0	0	0	4	5
Ashtabula	0	0	0	0	0	0	0	0	0	1	1
Athens	0	0	3	1	1	0	0	0	0	0	5
Auglaize	0	0	2	6	0	0	0	0	0	0	8
Belmont	2	195	133	3	50	0	0	0	0	21	404
Brown	0	0	0	18	0	0	0	0	0	0	18
Butler	0	10	15	1	4	0	0	0	0	2	32
Carroll	2	0	0	0	0	0	0	0	0	6	8
Champaign	1	0	1	0	0	0	2	0	0	2	6
Clark	0	0	7	1	0	0	0	0	0	0	8
Clermont	4	11	57	10	148	0	2	0	0	100	332
Clinton	0	0	3	0	1	0	0	0	0	4	8
Columbiana	1	0	1	29	4	0	0	0	0	0	35
Coshocton	0	0	0	1	0	0	0	0	0	6	7
Crawford	0	0	0	3	0	0	0	0	0	0	3
Cuyahoga	24	0	13	8	20	0	0	0	0	0	65
Darke	0	0	0	1	0	0	0	0	0	30	31
Defiance	0	0	0	0	0	0	0	0	0	0	0
Delaware	0	1	2	0	1	0	0	0	0	38	42
Erie	0	2	14	0	17	2	0	0	0	31	66
Fairfield	0	0	0	0	0	0	3	0	0	48	51
Fayette	2	0	3	0	0	0	0	0	0	20	25
Franklin	57	241	506	31	1,302	1	36	0	0	5,858	8,032
Fulton	0	0	1	7	0	0	2	0	0	6	16
Gallia	1	38	31	0	0	0	0	0	0	1	71
Geauga	0	0	5	46	0	7	0	0	0	1,549	1,607
Greene	0	9	10	0	0	0	0	0	0	0	19
Guernsey	3	0	0	0	0	0	0	0	0	0	3
Hamilton	0	0	0	0	0	0	0	0	0	0	0
Hancock	0	2	2	6	1	0	0	0	0	6	17
Hardin	0	0	1	1	0	0	0	0	0	0	2
Harrison	0	0	0	1	0	0	0	0	0	0	1
Henry	0	0	1	2	0	0	0	0	0	1	4
Highland	0	0	0	5	0	0	0	0	0	0	5
Hocking	3	5	0	0	0	2	0	0	0	28	38
Holmes	0	0	0	2	0	0	0	0	0	4	6
Huron	0	0	0	0	2	0	0	0	0	4	6
Jackson	0	0	1	0	0	0	0	0	0	87	88
Jefferson	0	6	45	1	0	0	1	0	0	198	251
Knox	0	0	0	0	0	0	0	0	0	1	1
Lake	0	0	4	0	2	0	0	0	0	2	8
Lawrence	0	0	0	0	0	0	0	0	0	0	0

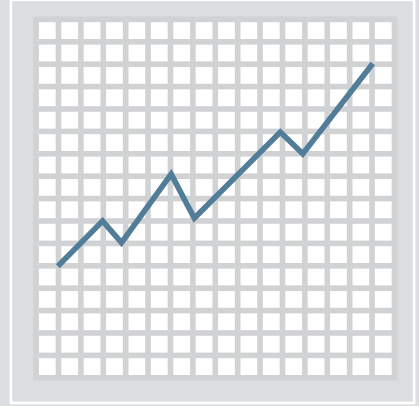
Courts of Common Pleas – Juvenile Division

All Others Terminations

2013

County	Trial by Judge	Trial by Magistrate	Dismissal	Admission to Judge	Admission to Magistrate	Unavailability of Party	Transferred Out	Private Judge	Interlocutory Appeal/Order	Other Terminations	Total Terminations
Licking	0	3	5	0	4	0	0	0	0	0	12
Logan	10	1	8	0	1	0	0	0	0	0	20
Lorain	0	13	21	8	20	0	2	0	0	2	66
Lucas	2	24	36	0	4	0	0	0	0	10	76
Madison	1	0	1	0	0	0	0	0	0	27	29
Mahoning	5	149	12	2	2	3	4	0	0	90	267
Marion	4	1	1	1	5	0	2	0	0	14	28
Medina	0	0	11	0	0	0	0	0	0	7	18
Meigs	1	0	0	19	0	0	0	0	0	6	26
Mercer	0	0	0	0	0	0	0	0	0	0	0
Miami	6	0	4	0	0	0	0	0	0	1	11
Monroe	0	0	1	0	0	0	0	0	0	1	2
Montgomery	13	6	59	2	6	0	0	0	0	3	89
Morgan	6	0	1	0	0	0	0	0	0	0	7
Morrow	0	0	3	0	1	0	0	0	0	2	6
Muskingum	145	69	16	13	0	1	1	0	0	152	397
Noble	0	0	0	0	0	0	0	0	0	0	0
Ottawa	0	0	0	5	0	4	0	0	0	1	10
Paulding	0	0	0	0	0	0	0	0	0	0	0
Perry	0	5	1	0	3	1	0	0	0	13	23
Pickaway	0	0	1	0	0	1	0	0	0	11	13
Pike	0	0	0	0	0	0	0	0	0	65	65
Portage	0	1	1	0	0	0	0	0	0	5	7
Preble	0	0	0	0	0	0	0	0	0	49	49
Putnam	1	0	0	2	0	0	0	0	0	0	3
Richland	4	18	33	66	325	3	2	0	0	9	460
Ross	0	0	4	0	0	0	0	0	0	115	119
Sandusky	0	1	5	3	5	0	0	0	0	197	211
Scioto	1	0	0	0	3	0	0	0	0	0	4
Seneca	0	1	6	1	4	0	0	0	0	23	35
Shelby	1	7	14	12	7	1	2	0	0	3	47
Stark	2	0	1	2	0	0	56	0	0	277	338
Summit	7	16	8	0	3	0	0	0	0	14	48
Trumbull	0	0	0	0	0	0	0	0	0	1	1
Tuscarawas	0	0	0	0	7	0	0	0	0	0	7
Union	0	0	17	7	2	0	0	0	0	41	67
Van Wert	0	1	1	4	0	0	0	0	0	0	6
Vinton	0	0	0	0	0	0	0	0	0	18	18
Warren	0	0	10	0	0	0	0	0	0	24	34
Washington	0	0	0	1	0	0	1	0	0	0	2
Wayne	0	2	2	5	27	6	0	0	0	20	62
Williams	0	0	0	0	0	0	0	0	0	0	0
Wood	0	0	0	1	2	0	1	0	0	0	4
Wyandot	2	0	0	0	0	0	0	0	0	0	2
Statewide	312	842	1,148	338	1,991	32	117	0	0	9,323	14,103





MUNICIPAL COURTS



Municipal Courts
Composite Administrative Judge Report for the Entire State
2013

	Felonies	Misdemeanors	O.V.I.	Other Traffic	Personal Injury and Property Damage	Contracts	F.E.D.	Other Civil	Small Claims	Total
Cases Pending Beginning of Year	3,495	20,433	2,603	86,209	3,588	55,119	42,163	8,249	13,650	235,509
New Cases Filed	62,387	343,263	53,955	1,155,244	5,712	132,007	109,709	14,911	51,146	1,928,334
Transferred in, Reactivated or Redesignated Cases	16,196	100,578	3,487	173,279	234	12,241	922	2,011	1,101	310,049
Total Cases	82,078	464,274	60,045	1,414,732	9,534	199,367	152,794	25,171	65,897	2,473,892
Cases Terminated By:										
Hearing by Judge	12,311	80,983	7,083	113,552	2,999	86,016	17,995	5,562	9,846	336,347
Hearing by Magistrate	X	14,531	662	91,253	466	9,017	23,032	2,768	27,126	168,855
Transfer (Includes individual judge assignment)	23,372	197,669	45,853	180,945	1,387	17,929	15,910	1,692	813	485,570
Dismissal: Lack of Speedy Trial (CR) or Want of Prosecution (CV)	14	240	25	158	198	8,296	31,732	371	1,942	42,976
Other Dismissals	24,924	35,907	614	50,600	665	27,274	19,560	1,915	10,816	172,275
Violations Bureau	X	19,335	X	702,237	X	X	X	X	X	721,572
Unavailability of Accused	15,622	89,508	2,903	177,259	27	423	15	15	39	285,811
Bankruptcy Stay or Interlocutory Appeal	2	43	1	7	25	2,263	203	93	348	2,985
All Other Terminations	1,976	5,388	413	9,378	118	4,805	3,435	5,566	1,639	32,718
Total Terminations	78,221	443,604	57,554	1,325,389	5,885	156,023	111,882	17,982	52,569	2,249,109
Cases Pending End of Year	3,857	20,670	2,491	89,343	3,649	43,344	40,912	7,189	13,328	224,783
Time Guideline (Months)	1	6	6	6	24	12	12	12	6	X
Cases Pending End of Year Beyond Time Guideline	609	1,067	89	1,584	11	1,059	564	296	932	6,211

Notes:
(1) Due to issues arising during a case management system conversion, Lorain County Municipal Court was only able to provide data for January through September. Accordingly, the statewide composite values are incomplete.
(2) "X" indicates data not applicable.

Municipal Courts
Composite Individual Judge Report for the Entire State
2013

	Misdemeanors	O.V.I.	Other Traffic	Personal Injury and Property Damage	Contracts	F.I.E.D.	Other Civil	Total
Cases Pending Beginning of Year	39,128	12,822	30,282	703	7,073	4,016	528	94,552
New Cases Filed	195,183	45,466	184,282	1,388	17,703	15,316	1,704	461,042
Transferred in, Reactivated or Redesignated Cases	62,713	5,485	56,260	150	1,273	409	224	126,514
Total Cases	297,024	63,773	270,824	2,241	26,049	19,741	2,456	682,108
Cases Terminated By:								
Jury Trial	586	149	187	10	89	11	12	1,044
Court Trial	5,659	727	6,439	89	1,636	3,201	152	17,903
Default	X	X	X	243	4,986	1,381	257	6,867
Guilty or No Contest Plea to Original Charge	81,990	30,990	76,844	X	X	X	X	189,824
Guilty or No Contest Plea to Reduced Charge	38,377	11,407	39,869	X	X	X	X	89,653
Dismissal: Lack of Speedy Trial (CR) or Want of Prosecution (CV)	83	4	163	34	323	714	30	1,351
Other Dismissals	67,223	2,233	52,859	772	7,862	3,775	617	135,341
Transferred Out	5,185	593	2,961	44	309	148	155	9,395
Referred to Private Judge	X	X	X	1	24	2	5	32
Unavailability of Accused	54,072	4,379	55,822	0	7	1	16	114,297
Bankruptcy Stay or Interlocutory Appeal	72	21	80	27	793	342	19	1,354
All Other Terminations	5,008	476	2,822	287	4,709	4,014	679	17,995
Total Terminations	258,255	50,979	238,046	1,507	20,738	13,589	1,942	585,056
Cases Pending End of Year	38,769	12,794	32,778	768	5,634	6,866	544	97,052
Time Guideline (Months)	6	6	6	24	12	12	12	X
Cases Pending End of Year Beyond Time Guideline	1,955	618	1,057	15	292	83	49	4,069

Notes:

(1) Due to issues arising during a case management system conversion, Lorain County Municipal Court was only able to provide data for January through September. Accordingly, the statewide composite values are incomplete.

(2) "X" indicates data not applicable.

Municipal Courts
Overall Caseloads
2013

Court	Judges	----Population----		New Filings, Transfers, -----and Reactivations-----			-----Terminations-----			Clearance Rate
		Total	Per Judge	Total	Per Judge	Per 1,000 Pop.	Total	Per Judge	Per 1,000 Pop.	
Akron	6	237,795	39,633	54,439	9,073	229	54,949	9,158	231	101%
Alliance	1	42,428	42,428	8,760	8,760	206	8,793	8,793	207	100%
Ashland	1	53,139	53,139	12,964	12,964	244	13,069	13,069	246	101%
Ashtabula	1	32,775	32,775	7,770	7,770	237	8,360	8,360	255	108%
Athens County	1	64,757	64,757	14,196	14,196	219	14,789	14,789	228	104%
Auglaize County	1	45,949	45,949	11,589	11,589	252	11,620	11,620	253	100%
Avon Lake [PT]	1	47,756	47,756	3,343	3,343	70	3,399	3,399	71	102%
Barberton	2	113,197	56,599	14,254	7,127	126	14,555	7,278	129	102%
Bedford	2	80,086	40,043	18,864	9,432	236	19,014	9,507	237	101%
Bellefontaine	1	45,858	45,858	10,060	10,060	219	10,348	10,348	226	103%
Bellevue [PT]	1	12,097	12,097	2,927	2,927	242	2,910	2,910	241	99%
Berea	1	121,538	121,538	13,837	13,837	114	13,522	13,522	111	98%
Bowling Green	1	63,310	63,310	13,508	13,508	213	14,201	14,201	224	105%
Brown County	1	44,846	44,846	9,878	9,878	220	9,938	9,938	222	101%
Bryan	1	37,642	37,642	9,404	9,404	250	9,531	9,531	253	101%
Cambridge	1	40,087	40,087	12,035	12,035	300	11,947	11,947	298	99%
Campbell [PT]	1	9,627	9,627	3,387	3,387	352	3,021	3,021	314	89%
Canton	4	200,708	50,177	27,478	6,870	137	27,504	6,876	137	100%
Carroll County	1	28,836	28,836	3,364	3,364	117	3,380	3,380	117	100%
Celina	1	40,814	40,814	6,564	6,564	161	6,551	6,551	161	100%
Champaign County	1	40,097	40,097	5,216	5,216	130	5,719	5,719	143	110%
Chardon	1	93,389	93,389	10,186	10,186	109	10,418	10,418	112	102%
Chillicothe	2	78,064	39,032	15,880	7,940	203	16,098	8,049	206	101%
Circleville	1	55,698	55,698	14,231	14,231	256	14,460	14,460	260	102%
Clark County	3	138,333	46,111	25,243	8,414	182	25,221	8,407	182	100%
Clermont County	3	197,363	65,788	41,731	13,910	211	41,374	13,791	210	99%
Cleveland	12	398,012	33,168	198,990	16,583	500	198,862	16,572	500	100%
Cleveland (Housing)	1	398,012	398,012	17,620	17,620	44	17,510	17,510	44	99%
Cleveland Heights	1	46,121	46,121	23,485	23,485	509	23,100	23,100	501	98%
Clinton County	1	42,040	42,040	12,673	12,673	301	13,357	13,357	318	105%
Columbiana County	2	84,642	42,321	12,815	6,408	151	12,636	6,318	149	99%
Conneaut	1	12,841	12,841	3,296	3,296	257	3,265	3,265	254	99%
Coshocton	1	36,901	36,901	3,660	3,660	99	3,619	3,619	98	99%
Crawford County	1	43,784	43,784	11,147	11,147	255	10,957	10,957	250	98%
Darke County	1	52,194	52,194	5,235	5,235	100	5,333	5,333	102	102%
Dayton	5	141,527	28,305	47,396	9,479	335	46,888	9,378	331	99%
Defiance	1	39,037	39,037	10,151	10,151	260	10,180	10,180	261	100%
Delaware	2	174,214	87,107	23,974	11,987	138	23,985	11,993	138	100%
East Cleveland	1	17,843	17,843	9,121	9,121	511	8,221	8,221	461	90%
East Liverpool	1	23,199	23,199	3,615	3,615	156	3,611	3,611	156	100%
Eaton	1	42,270	42,270	7,536	7,536	178	7,601	7,601	180	101%
Elyria	2	120,568	60,284	22,510	11,255	187	22,512	11,256	187	100%
Erie County	1	14,766	14,766	8,816	8,816	597	8,789	8,789	595	100%
Euclid	1	48,920	48,920	12,668	12,668	259	12,869	12,869	263	102%

Municipal Courts
Overall Caseloads
2013

Court	Judges	-----Population-----		New Filings, Transfers, -----and Reactivations-----			-----Terminations-----			Clearance Rate
		Total	Per Judge	Total	Per Judge	Per 1,000 Pop.	Total	Per Judge	Per 1,000 Pop.	
Fairborn	1	91,548	91,548	17,037	17,037	186	17,089	17,089	187	100%
Fairfield	1	42,510	42,510	9,826	9,826	231	9,728	9,728	229	99%
Fairfield County	2	146,156	73,078	24,078	12,039	165	24,065	12,033	165	100%
Findlay	2	70,342	35,171	16,693	8,347	237	16,737	8,369	238	100%
Fostoria	1	20,206	20,206	2,625	2,625	130	2,529	2,529	125	96%
Franklin [PT]	1	28,076	28,076	7,863	7,863	280	7,805	7,805	278	99%
Franklin County	14	1,163,414	83,101	241,341	17,239	207	244,050	17,432	210	101%
Franklin County (Env.)	1	1,163,414	1,163,414	6,307	6,307	5	6,420	6,420	6	102%
Fremont	1	26,338	26,338	7,028	7,028	267	7,100	7,100	270	101%
Gallipolis	1	30,934	30,934	10,088	10,088	326	10,268	10,268	332	102%
Garfield Heights	2	79,896	39,948	19,080	9,540	239	18,928	9,464	237	99%
Girard	1	41,170	41,170	9,914	9,914	241	10,068	10,068	245	102%
Hamilton	1	77,850	77,850	17,832	17,832	229	17,856	17,856	229	100%
Hamilton County	14	802,374	57,312	193,223	13,802	241	192,571	13,755	240	100%
Hardin County [PT]	1	32,058	32,058	4,618	4,618	144	4,596	4,596	143	100%
Hillsboro	1	36,864	36,864	4,856	4,856	132	4,929	4,929	134	102%
Hocking County	1	29,380	29,380	5,982	5,982	204	6,169	6,169	210	103%
Holmes County	1	42,366	42,366	4,133	4,133	98	3,927	3,927	93	95%
Huron [PT]	1	10,697	10,697	4,095	4,095	383	4,071	4,071	381	99%
Ironton	1	24,582	24,582	5,298	5,298	216	5,343	5,343	217	101%
Jackson County	1	33,225	33,225	12,076	12,076	363	11,903	11,903	358	99%
Kettering	2	119,077	59,539	17,843	8,922	150	17,997	8,999	151	101%
Lakewood	1	52,131	52,131	12,584	12,584	241	12,713	12,713	244	101%
Lawrence County [PT]	1	37,868	37,868	6,331	6,331	167	6,280	6,280	166	99%
Lebanon [PT]	1	34,712	34,712	6,558	6,558	189	6,380	6,380	184	97%
Licking County	2	166,492	83,246	21,693	10,847	130	21,738	10,869	131	100%
Lima	2	106,331	53,166	21,884	10,942	206	21,522	10,761	202	98%
Lorain*	2	79,573	39,787	13,723	6,862	172	13,527	6,764	170	99%
Lyndhurst	1	57,777	57,777	14,845	14,845	257	14,817	14,817	256	100%
Madison County	1	43,435	43,435	13,748	13,748	317	13,755	13,755	317	100%
Mansfield	2	105,949	52,975	27,018	13,509	255	25,917	12,959	245	96%
Marietta	1	61,778	61,778	12,388	12,388	201	12,462	12,462	202	101%
Marion	1	66,501	66,501	17,350	17,350	261	17,721	17,721	266	102%
Marysville	1	52,300	52,300	9,598	9,598	184	9,654	9,654	185	101%
Mason [PT]	1	66,771	66,771	10,882	10,882	163	10,903	10,903	163	100%
Massillon	2	132,450	66,225	16,732	8,366	126	16,758	8,379	127	100%
Maumee	1	46,011	46,011	11,289	11,289	245	11,373	11,373	247	101%
Medina	1	125,691	125,691	12,765	12,765	102	12,761	12,761	102	100%
Mentor	1	54,602	54,602	9,413	9,413	172	9,544	9,544	175	101%
Miami County	2	103,271	51,636	21,594	10,797	209	22,057	11,029	214	102%
Miamisburg	1	72,307	72,307	13,369	13,369	185	13,645	13,645	189	102%
Middletown	1	71,329	71,329	19,246	19,246	270	19,175	19,175	269	100%
Montgomery Co. [PT]	4	114,927	28,732	18,196	4,549	158	18,528	4,632	161	102%
Morrow County	1	34,827	34,827	9,152	9,152	263	9,231	9,231	265	101%

* Due to issues arising during a case management system conversion, Lorain Municipal Court was only able to provide statistics for January through September.

Municipal Courts
Overall Caseloads
2013

Court	Judges	----Population----		New Filings, Transfers, -----and Reactivations-----			-----Terminations-----			Clearance Rate
		Total	Per Judge	Total	Per Judge	Per 1,000 Pop.	Total	Per Judge	Per 1,000 Pop.	
Mount Vernon	1	60,921	60,921	7,461	7,461	122	7,693	7,693	126	103%
Napoleon	1	28,215	28,215	4,680	4,680	166	4,552	4,552	161	97%
New Philadelphia	1	66,545	66,545	11,928	11,928	179	12,612	12,612	190	106%
Newton Falls	1	29,221	29,221	7,495	7,495	256	7,667	7,667	262	102%
Niles	1	29,897	29,897	6,013	6,013	201	6,097	6,097	204	101%
Norwalk	1	54,590	54,590	13,026	13,026	239	13,124	13,124	240	101%
Oakwood [PT]	1	9,202	9,202	1,881	1,881	204	1,858	1,858	202	99%
Oberlin	1	45,841	45,841	8,356	8,356	182	8,426	8,426	184	101%
Oregon	1	23,523	23,523	6,091	6,091	259	6,097	6,097	259	100%
Ottawa County	1	41,428	41,428	7,812	7,812	189	7,876	7,876	190	101%
Painesville	1	89,304	89,304	13,099	13,099	147	13,080	13,080	146	100%
Parma	3	176,858	58,953	32,890	10,963	186	32,984	10,995	186	100%
Perrysburg	1	59,535	59,535	12,810	12,810	215	13,187	13,187	221	103%
Portage Co. (Kent)	1	80,709	80,709	10,233	10,233	127	10,345	10,345	128	101%
Portage Co. (Ravenna)	2	80,710	40,355	27,516	13,758	341	27,597	13,799	342	100%
Portsmouth	2	79,499	39,750	18,339	9,170	231	18,394	9,197	231	100%
Putnam County	1	34,499	34,499	3,226	3,226	94	3,230	3,230	94	100%
Rocky River	2	118,137	59,069	21,350	10,675	181	21,753	10,877	184	102%
Sandusky	1	39,479	39,479	17,307	17,307	438	16,644	16,644	422	96%
Shaker Heights	1	60,508	60,508	13,102	13,102	217	13,734	13,734	227	105%
Shelby [PT]	1	18,526	18,526	2,150	2,150	116	2,113	2,113	114	98%
Sidney	1	49,423	49,423	8,360	8,360	169	8,385	8,385	170	100%
South Euclid	1	22,295	22,295	5,708	5,708	256	5,888	5,888	264	103%
Steubenville	1	18,659	18,659	5,372	5,372	288	5,484	5,484	294	102%
Stow	2	190,789	95,395	20,907	10,454	110	20,803	10,402	109	100%
Struthers [PT]	1	35,159	35,159	4,520	4,520	129	4,685	4,685	133	104%
Sylvania	1	77,278	77,278	15,129	15,129	196	15,225	15,225	197	101%
Tiffin	1	43,622	43,622	5,939	5,939	136	5,986	5,986	137	101%
Toledo	6	295,003	49,167	139,188	23,198	472	139,071	23,179	471	100%
Toledo (Housing)	1	295,003	295,003	9,080	9,080	31	8,889	8,889	30	98%
Upper Sandusky	1	22,615	22,615	8,680	8,680	384	8,671	8,671	383	100%
Van Wert	1	28,744	28,744	6,386	6,386	222	6,722	6,722	234	105%
Vandalia	1	78,580	78,580	19,297	19,297	246	19,352	19,352	246	100%
Vermilion [PT]	1	19,753	19,753	5,056	5,056	256	5,090	5,090	258	101%
Wadsworth	1	46,641	46,641	8,487	8,487	182	8,406	8,406	180	99%
Warren	2	75,111	37,556	13,478	6,739	179	13,543	6,772	180	100%
Washington C. H.	1	29,030	29,030	6,044	6,044	208	6,056	6,056	209	100%
Wayne County	2	114,520	57,260	17,912	8,956	156	18,233	9,117	159	102%
Willoughby	1	86,135	86,135	17,211	17,211	200	17,159	17,159	199	100%
Xenia	1	69,558	69,558	12,480	12,480	179	12,907	12,907	186	103%
Youngstown	2	66,982	33,491	14,422	7,211	215	14,447	7,224	216	100%
Zanesville	1	25,487	25,487	6,466	6,466	254	6,462	6,462	254	100%
Statewide*	216	11,536,504	48,906	2,364,897	10,949	190	2,373,123	10,987	191	100%

* Due to issues arising during a case management system conversion, Lorain Municipal Court was only able to provide statistics for January through September.

All population data from 2010 U.S. Census.

Municipal Courts
Felony Overall Caseloads
2013

Court	Cases Pending January 1	New Filings	Reactivations and Transfers	Total Cases	Total Terminations	Clearance Rate	Cases Pending December 31	Cases Pending Beyond Time Guidelines
Akron	206	3,588	1,063	4,857	4,619	99%	238	0
Alliance	16	402	21	439	425	100%	14	0
Ashland	0	2	0	2	2	100%	0	0
Ashtabula	33	497	102	632	596	99%	36	3
Athens County	3	303	47	353	352	101%	1	0
Auglaize County	4	57	2	63	60	102%	3	1
Avon Lake [PT]	19	173	87	279	259	100%	20	2
Barberton	33	628	201	862	835	101%	27	1
Bedford	0	197	1	198	184	93%	14	0
Bellefontaine	5	292	24	321	316	100%	5	0
Bellevue [PT]	17	91	28	136	129	108%	7	1
Berea	2	166	1	169	161	96%	8	0
Bowling Green	8	255	0	263	253	99%	10	0
Brown County	13	508	566	1,087	1,063	99%	24	0
Bryan	4	66	8	78	78	105%	0	0
Cambridge	6	142	2	150	147	102%	3	1
Campbell [PT]	14	258	0	272	226	88%	46	25
Canton	70	1,505	174	1,749	1,693	101%	56	0
Carroll County	17	65	49	131	127	111%	4	0
Celina	4	57	0	61	59	104%	2	1
Champaign County	14	106	23	143	141	109%	2	1
Chardon	10	137	30	177	171	102%	6	2
Chillicothe	85	503	63	651	547	97%	104	0
Circleville	28	478	106	612	593	102%	19	0
Clark County	66	1,359	557	1,982	1,939	101%	43	0
Clermont County	51	1,005	232	1,288	1,231	100%	57	4
Cleveland	64	4,864	861	5,789	5,737	100%	52	8
Cleveland (Housing)	0	0	0	0	0	-	0	0
Cleveland Heights	12	205	76	293	262	93%	31	3
Clinton County	6	225	31	262	243	95%	19	9
Columbiana County	6	153	4	163	153	97%	10	1
Conneaut	1	141	15	157	146	94%	11	0
Coshocton	1	60	17	78	75	97%	3	0
Crawford County	7	150	11	168	153	95%	15	1
Darke County	0	0	0	0	0	-	0	0
Dayton	8	980	263	1,251	1,233	99%	18	0
Defiance	1	113	9	123	122	100%	1	0
Delaware	2	321	65	388	382	99%	6	0
East Cleveland	1	139	1	141	116	83%	25	0
East Liverpool	2	53	2	57	51	93%	6	3
Eaton	8	216	19	243	238	101%	5	0
Elyria	70	996	308	1,374	1,299	100%	75	0
Erie County	10	136	36	182	181	105%	1	0
Euclid	1	269	1	271	257	95%	14	0

Municipal Courts
Felony Overall Caseloads
2013

Court	Cases Pending January 1	New Filings	Reactivations and Transfers	Total Cases	Total Terminations	Clearance Rate	Cases Pending December 31	Cases Pending Beyond Time Guidelines
Fairborn	1	259	225	485	477	99%	8	0
Fairfield	8	207	74	289	269	96%	20	2
Fairfield County	5	597	592	1,194	1,181	99%	13	0
Findlay	0	61	0	61	59	97%	2	0
Fostoria	0	69	1	70	69	99%	1	0
Franklin [PT]	5	265	86	356	336	96%	20	1
Franklin County	119	6,564	2,217	8,900	8,735	99%	165	28
Franklin County (Env.)	0	12	3	15	15	100%	0	0
Fremont	4	144	39	187	186	102%	1	0
Gallipolis	2	69	6	77	74	99%	3	0
Garfield Heights	0	358	0	358	358	100%	0	0
Girard	54	293	104	451	419	106%	32	7
Hamilton	18	1,038	67	1,123	1,101	100%	22	0
Hamilton County	151	5,964	820	6,935	6,805	100%	130	0
Hardin County [PT]	3	87	5	95	94	102%	1	0
Hillsboro	11	179	46	236	232	103%	4	0
Hocking County	9	144	24	177	175	104%	2	1
Holmes County	128	65	60	253	108	86%	145	141
Huron [PT]	10	55	1	66	60	107%	6	4
Ironton	5	351	81	437	422	98%	15	6
Jackson County	18	130	14	162	143	99%	19	15
Kettering	3	140	16	159	158	101%	1	0
Lakewood	3	192	182	377	377	101%	0	0
Lawrence County [PT]	34	289	42	365	351	106%	14	0
Lebanon [PT]	20	331	65	416	383	97%	33	28
Licking County	0	45	21	66	66	100%	0	0
Lima	30	331	3	364	312	93%	52	24
Lorain*	41	761	265	1,067	1,014	99%	-	-
Lyndhurst	0	110	1	111	98	88%	13	0
Madison County	0	71	13	84	83	99%	1	0
Mansfield	7	472	85	564	560	101%	4	0
Marietta	14	381	63	458	441	99%	17	0
Marion	12	500	94	606	594	100%	12	0
Marysville	0	48	8	56	55	98%	1	0
Mason [PT]	5	220	53	278	271	99%	7	0
Massillon	23	596	60	679	646	98%	33	9
Maumee	16	145	44	205	183	97%	22	16
Medina	14	194	1	209	197	101%	12	2
Mentor	16	353	95	464	451	101%	13	1
Miami County	78	807	227	1,112	1,023	99%	89	28
Miamisburg	3	151	53	207	197	97%	10	1
Middletown	47	965	61	1,073	1,027	100%	46	8
Montgomery Co. [PT]	4	294	106	404	400	100%	4	0
Morrow County	6	39	0	45	38	97%	7	6

* Due to issues arising during a case management system conversion, Lorain Municipal Court was only able to provide statistics for January through September.

Municipal Courts
Felony Overall Caseloads
2013

Court	Cases Pending January 1	New Filings	Reactivations and Transfers	Total Cases	Total Terminations	Clearance Rate	Cases Pending December 31	Cases Pending Beyond Time Guidelines
Mount Vernon	0	79	10	89	87	98%	2	0
Napoleon	2	148	31	181	165	92%	16	7
New Philadelphia	3	55	8	66	65	103%	1	0
Newton Falls	3	161	152	316	311	99%	5	0
Niles	14	224	107	345	326	98%	19	6
Norwalk	4	417	409	830	826	100%	4	0
Oakwood [PT]	0	5	0	5	5	100%	0	0
Oberlin	10	167	27	204	202	104%	2	0
Oregon	7	217	100	324	316	100%	8	0
Ottawa County	13	141	29	183	173	102%	10	1
Painesville	37	545	110	692	661	101%	31	0
Parma	250	575	4	829	532	92%	297	0
Perrysburg	217	432	124	773	550	99%	223	0
Portage Co. (Kent)	3	420	144	567	558	99%	9	0
Portage Co. (Ravenna)	4	659	255	918	905	99%	13	0
Portsmouth	12	480	51	543	535	101%	8	0
Putnam County	0	50	1	51	50	98%	1	1
Rocky River	0	244	180	424	404	95%	20	5
Sandusky	173	952	181	1,306	1,053	93%	253	148
Shaker Heights	144	82	20	246	116	114%	130	0
Shelby [PT]	0	39	0	39	39	100%	0	0
Sidney	4	154	9	167	161	99%	6	0
South Euclid	6	42	48	96	90	100%	6	5
Steubenville	9	413	33	455	442	99%	13	1
Stow	13	895	303	1,211	1,189	99%	22	0
Struthers [PT]	8	197	54	259	237	94%	22	11
Sylvania	66	569	371	1,006	986	105%	20	9
Tiffin	2	72	17	91	90	101%	1	0
Toledo	324	4,490	2,004	6,818	6,529	101%	289	0
Toledo (Housing)	0	3	1	4	4	100%	0	0
Upper Sandusky	1	56	2	59	53	91%	6	6
Van Wert	21	88	1	110	106	119%	4	0
Vandalia	7	258	60	325	322	101%	3	0
Vermilion [PT]	8	118	22	148	143	102%	5	0
Wadsworth	9	84	0	93	90	107%	3	6
Warren	65	797	35	897	793	95%	104	8
Washington C. H.	4	159	1	164	162	101%	2	0
Wayne County	19	133	11	163	142	99%	21	0
Willoughby	162	637	7	806	637	99%	169	0
Xenia	1	168	81	250	248	100%	2	0
Youngstown	15	688	64	767	754	100%	13	0
Zanesville	0	67	0	67	67	100%	0	0
Statewide*	3,495	62,387	16,196	82,078	78,221	100%	3,804	609

* Due to issues arising during a case management system conversion, Lorain Municipal Court was only able to provide statistics for January through September.

Municipal Courts
Felony Terminations
2013

Court	Preliminary Hearing Bindover	Waiver Preliminary Hearing	Dismissal: Lack of Speedy Trial	Other Dismissals	Unavailability of Accused	Bankruptcy Stay/Interlocutory Appeal	Other Terminations
Akron	1	2,959	1	357	1,093	0	208
Alliance	165	146	0	97	17	0	0
Ashland	0	0	0	2	0	0	0
Ashtabula	189	224	0	77	85	0	21
Athens County	27	6	0	276	43	0	0
Auglaize County	15	8	0	33	3	0	1
Avon Lake [PT]	0	93	0	67	96	0	3
Barberton	0	513	0	107	208	1	6
Bedford	4	115	0	64	0	0	1
Bellefontaine	13	173	0	103	27	0	0
Bellevue [PT]	2	58	0	6	22	0	41
Berea	2	132	0	24	0	0	3
Bowling Green	0	187	0	49	17	0	0
Brown County	90	115	0	345	502	0	11
Bryan	3	32	0	35	8	0	0
Cambridge	119	0	0	25	1	0	2
Campbell [PT]	119	53	0	52	2	0	0
Canton	264	912	0	337	180	0	0
Carroll County	0	0	0	75	52	0	0
Celina	1	35	0	23	0	0	0
Champaign County	49	19	0	49	24	0	0
Chardon	96	26	0	23	26	0	0
Chillicothe	224	198	0	55	70	0	0
Circleville	425	2	0	52	114	0	0
Clark County	2	0	0	1,375	562	0	0
Clermont County	26	59	0	936	210	0	0
Cleveland	20	4,394	0	235	939	0	149
Cleveland (Housing)	0	0	0	0	0	0	0
Cleveland Heights	13	120	0	38	91	0	0
Clinton County	174	10	0	27	31	0	1
Columbiana County	11	88	0	48	6	0	0
Conneaut	3	100	0	15	28	0	0
Coshocton	38	0	0	18	19	0	0
Crawford County	8	0	0	111	23	0	11
Darke County	0	0	0	0	0	0	0
Dayton	361	235	0	405	232	0	0
Defiance	12	74	0	27	9	0	0
Delaware	2	4	0	305	71	0	0
East Cleveland	9	45	0	58	3	0	1
East Liverpool	4	29	0	15	3	0	0
Eaton	28	0	0	2	20	0	188
Elyria	231	611	0	113	308	0	36
Erie County	29	83	0	31	38	0	0
Euclid	2	105	0	150	0	0	0

**Municipal Courts
Felony Terminations
2013**

Court	Preliminary Hearing Bindover	Waiver Preliminary Hearing	Dismissal: Lack of Speedy Trial	Other Dismissals	Unavailability of Accused	Bankruptcy Stay/Interlocutory Appeal	Other Terminations
Fairborn	1	192	3	29	252	0	0
Fairfield	57	66	0	70	76	0	0
Fairfield County	3	257	0	324	597	0	0
Findlay	0	5	0	53	0	0	1
Fostoria	15	45	0	8	1	0	0
Franklin [PT]	2	146	0	53	73	0	62
Franklin County	5,987	43	0	492	2,096	0	117
Franklin County (Env.)	10	1	0	1	3	0	0
Fremont	3	53	0	37	40	0	53
Gallipolis	17	28	0	20	9	0	0
Garfield Heights	1	350	0	6	1	0	0
Girard	135	12	2	57	101	0	112
Hamilton	372	354	0	306	66	0	3
Hamilton County	4	0	0	6,534	240	0	27
Hardin County [PT]	1	75	0	11	7	0	0
Hillsboro	9	89	0	81	49	0	4
Hocking County	9	29	2	43	30	0	62
Holmes County	3	25	0	14	66	0	0
Huron [PT]	25	15	0	18	2	0	0
Ironton	25	210	0	128	59	0	0
Jackson County	11	7	0	113	11	0	1
Kettering	28	83	0	29	18	0	0
Lakewood	4	0	0	94	188	0	91
Lawrence County [PT]	124	101	0	71	55	0	0
Lebanon [PT]	106	161	0	34	77	0	5
Licking County	44	7	0	4	11	0	0
Lima	71	186	0	55	0	0	0
Lorain*	7	632	0	112	260	0	3
Lyndhurst	82	0	0	13	0	0	3
Madison County	47	0	0	10	26	0	0
Mansfield	0	465	0	11	82	0	2
Marietta	74	148	0	148	70	0	1
Marion	435	0	0	59	95	0	5
Marysville	21	2	0	21	11	0	0
Mason [PT]	105	75	0	13	76	0	2
Massillon	47	335	0	201	63	0	0
Maumee	1	38	0	98	46	0	0
Medina	0	149	0	45	2	0	1
Mentor	12	140	0	206	93	0	0
Miami County	207	343	1	230	212	0	30
Miamisburg	27	73	0	40	54	0	3
Middletown	298	207	0	382	70	0	70
Montgomery Co. [PT]	3	188	0	109	100	0	0
Morrow County	14	3	1	20	0	0	0

* Due to issues arising during a case management system conversion, Lorain Municipal Court was only able to provide statistics for January through September.

Municipal Courts
Felony Terminations
2013

Court	Preliminary Hearing Bindover	Waiver Preliminary Hearing	Dismissal: Lack of Speedy Trial	Other Dismissals	Unavailability of Accused	Bankruptcy Stay/Interlocutory Appeal	Other Terminations
Mount Vernon	0	65	0	9	13	0	0
Napoleon	10	88	0	26	35	0	6
New Philadelphia	9	41	0	6	8	0	1
Newton Falls	22	70	0	66	151	0	2
Niles	6	111	0	39	105	0	65
Norwalk	93	216	0	0	417	0	100
Oakwood [PT]	1	4	0	0	0	0	0
Oberlin	14	124	0	40	22	0	2
Oregon	0	90	0	131	91	0	4
Ottawa County	22	21	0	67	37	0	26
Painesville	29	214	0	297	107	0	14
Parma	49	295	0	180	6	0	2
Perrysburg	95	241	0	71	135	0	8
Portage Co. (Kent)	8	64	0	336	150	0	0
Portage Co. (Ravenna)	14	69	0	569	252	1	0
Portsmouth	40	400	0	66	29	0	0
Putnam County	25	1	0	23	1	0	0
Rocky River	0	114	0	146	144	0	0
Sandusky	11	355	1	193	207	0	286
Shaker Heights	5	0	0	86	25	0	0
Shelby [PT]	30	4	0	1	4	0	0
Sidney	111	42	0	0	8	0	0
South Euclid	4	14	0	9	57	0	6
Steubenville	68	61	0	273	40	0	0
Stow	24	601	0	161	347	0	56
Struthers [PT]	25	114	1	38	57	0	2
Sylvania	0	272	0	413	301	0	0
Tiffin	4	52	0	13	20	0	1
Toledo	6	721	0	3,787	2,002	0	13
Toledo (Housing)	0	0	0	3	1	0	0
Upper Sandusky	17	9	0	23	4	0	0
Van Wert	3	73	0	15	11	0	4
Vandalia	83	92	0	89	58	0	0
Vermilion [PT]	3	61	0	54	20	0	5
Wadsworth	9	37	0	44	0	0	0
Warren	43	479	2	237	32	0	0
Washington C. H.	52	50	0	59	1	0	0
Wayne County	86	0	0	27	7	0	22
Willoughby	18	243	0	368	0	0	8
Xenia	8	0	0	163	77	0	0
Youngstown	35	508	0	142	68	0	1
Zanesville	1	55	0	9	1	0	1
Statewide*	12,311	23,372	14	24,924	15,622	2	1,976

* Due to issues arising during a case management system conversion, Lorain Municipal Court was only able to provide statistics for January through September.

Municipal Courts
Misdemeanor Overall Caseloads
2013

Court	Cases Pending January 1	New Filings	Reactivations and Transfers	Total Cases	Total Terminations	Clearance Rate	Cases Pending December 31	Cases Pending Beyond Time Guidelines
Akron	727	9,744	6,230	16,701	16,003	100%	698	6
Alliance	185	1,887	131	2,203	2,009	100%	194	0
Ashland	160	1,400	56	1,616	1,481	102%	135	0
Ashtabula	832	1,594	521	2,947	2,443	116%	504	36
Athens County	569	2,819	565	3,953	3,496	103%	457	2
Auglaize County	126	772	90	988	889	103%	99	2
Avon Lake [PT]	136	764	214	1,114	965	99%	149	3
Barberton	345	2,309	737	3,391	3,119	102%	272	7
Bedford	676	2,354	362	3,392	2,701	99%	691	0
Bellefontaine	230	1,537	270	2,037	1,878	104%	159	0
Bellevue [PT]	46	363	53	462	386	93%	76	3
Berea	749	1,799	542	3,090	2,277	97%	813	0
Bowling Green	736	2,517	62	3,315	2,935	114%	380	1
Brown County	110	790	585	1,485	1,414	103%	71	0
Bryan	133	890	222	1,245	1,191	107%	54	0
Cambridge	176	1,348	235	1,759	1,536	97%	223	1
Campbell [PT]	86	376	1	463	318	84%	145	24
Canton	400	4,174	427	5,001	4,596	100%	405	0
Carroll County	84	520	216	820	765	104%	55	0
Celina	258	1,245	77	1,580	1,302	98%	278	43
Champaign County	324	1,278	197	1,799	1,553	105%	246	141
Chardon	211	1,066	234	1,511	1,329	102%	182	5
Chillicothe	654	3,234	1,005	4,893	4,323	102%	570	0
Circleville	245	1,511	188	1,944	1,749	103%	195	3
Clark County	526	3,666	1,779	5,971	5,568	102%	403	1
Clermont County	521	5,931	2,001	8,453	7,812	98%	641	0
Cleveland	2,478	28,790	28,098	59,366	56,981	100%	2,385	195
Cleveland (Housing)	890	4,810	1,307	7,007	6,089	100%	918	6
Cleveland Heights	559	2,365	713	3,637	2,865	93%	772	15
Clinton County	444	1,569	467	2,480	2,106	103%	374	71
Columbiana County	193	1,083	193	1,469	1,264	99%	205	23
Conneaut	30	698	105	833	789	98%	44	2
Coshocton	43	752	287	1,082	1,028	99%	54	0
Crawford County	192	1,879	313	2,384	1,963	90%	421	76
Darke County	78	821	139	1,038	973	101%	65	1
Dayton	718	10,917	4,240	15,875	14,999	99%	876	13
Defiance	104	1,216	179	1,499	1,425	102%	74	0
Delaware	298	2,486	371	3,155	2,816	99%	339	1
East Cleveland	860	1,634	299	2,793	1,817	94%	976	0
East Liverpool	148	960	61	1,169	975	95%	194	5
Eaton	230	1,136	221	1,587	1,312	97%	275	0
Elyria	813	3,204	1,449	5,466	4,565	98%	901	6
Erie County	74	509	91	674	626	104%	48	0
Euclid	196	1,361	143	1,700	1,535	102%	165	0

Municipal Courts
Misdemeanor Overall Caseloads
2013

Court	Cases Pending January 1	New Filings	Reactivations and Transfers	Total Cases	Total Terminations	Clearance Rate	Cases Pending December 31	Cases Pending Beyond Time Guidelines
Fairborn	378	2,058	555	2,991	2,610	100%	381	4
Fairfield	196	2,346	1,784	4,326	4,117	100%	209	3
Fairfield County	538	2,955	969	4,462	3,857	98%	605	2
Findlay	592	1,644	332	2,568	1,993	101%	575	0
Fostoria	20	442	48	510	460	94%	50	4
Franklin [PT]	122	936	446	1,504	1,384	100%	120	3
Franklin County	3,491	26,209	16,610	46,310	42,489	99%	3,821	30
Franklin County (Env.)	502	3,051	1,715	5,268	4,886	103%	382	6
Fremont	94	967	123	1,184	1,113	102%	71	1
Gallipolis	148	928	296	1,372	1,215	99%	157	2
Garfield Heights	250	2,886	698	3,834	3,498	98%	336	0
Girard	208	1,291	569	2,068	1,829	98%	239	19
Hamilton	471	3,374	1,729	5,574	5,102	100%	472	118
Hamilton County	5,628	28,724	28,250	62,602	56,942	100%	5,660	0
Hardin County [PT]	98	655	100	853	800	106%	53	1
Hillsboro	170	1,091	578	1,839	1,700	102%	139	10
Hocking County	274	1,337	190	1,801	1,624	106%	177	10
Holmes County	375	420	348	1,143	726	95%	417	347
Huron [PT]	62	571	19	652	584	99%	68	13
Ironton	87	738	97	922	857	103%	65	0
Jackson County	255	1,482	467	2,204	1,886	97%	318	126
Kettering	224	2,560	434	3,218	2,973	99%	245	8
Lakewood	255	2,111	765	3,131	2,903	101%	228	0
Lawrence County [PT]	152	855	156	1,163	1,013	100%	150	4
Lebanon [PT]	117	1,144	247	1,508	1,343	97%	165	77
Licking County	331	2,601	830	3,762	3,331	97%	431	7
Lima	725	3,982	52	4,759	4,122	102%	637	93
Lorain*	556	2,584	733	3,873	3,173	96%	-	-
Lyndhurst	249	1,000	109	1,358	1,092	98%	266	57
Madison County	192	979	321	1,492	1,340	103%	152	0
Mansfield	1,388	5,858	2,763	10,009	8,013	93%	1,996	123
Marietta	231	1,717	318	2,266	2,053	101%	213	7
Marion	301	2,787	811	3,899	3,690	103%	209	3
Marysville	109	1,200	177	1,486	1,393	101%	93	0
Mason [PT]	218	1,164	473	1,855	1,664	102%	191	4
Massillon	241	2,564	218	3,023	2,741	99%	282	6
Maumee	225	850	501	1,576	1,350	100%	226	17
Medina	426	1,753	78	2,257	1,779	97%	478	59
Mentor	240	1,461	285	1,986	1,771	101%	215	5
Miami County	808	3,808	785	5,401	4,686	102%	715	102
Miamisburg	454	2,332	811	3,597	3,161	101%	436	3
Middletown	418	5,783	771	6,972	6,416	98%	556	13
Montgomery Co. [PT]	421	3,525	1,195	5,141	4,755	101%	386	0
Morrow County	167	394	0	561	354	90%	207	66

* Due to issues arising during a case management system conversion, Lorain Municipal Court was only able to provide statistics for January through September.

Municipal Courts
Misdemeanor Overall Caseloads
2013

Court	Cases Pending January 1	New Filings	Reactivations and Transfers	Total Cases	Total Terminations	Clearance Rate	Cases Pending December 31	Cases Pending Beyond Time Guidelines
Mount Vernon	290	1,198	153	1,641	1,412	105%	229	13
Napoleon	89	756	82	927	796	95%	131	4
New Philadelphia	714	1,664	488	2,866	2,307	107%	559	43
Newton Falls	98	472	288	858	792	104%	66	0
Niles	162	1,027	467	1,656	1,511	101%	145	19
Norwalk	104	1,765	580	2,449	2,360	101%	89	0
Oakwood [PT]	68	75	7	150	75	91%	75	0
Oberlin	139	837	275	1,251	1,149	103%	102	0
Oregon	147	1,042	723	1,912	1,781	101%	131	0
Ottawa County	386	1,442	233	2,061	1,771	106%	290	10
Painesville	147	2,124	393	2,664	2,491	99%	173	0
Parma	732	5,646	571	6,949	6,241	100%	708	27
Perrysburg	1,394	1,406	535	3,335	2,048	106%	1,287	0
Portage Co. (Kent)	330	2,418	1,230	3,978	3,674	101%	304	12
Portage Co. (Ravenna)	641	2,926	1,041	4,608	4,030	102%	578	20
Portsmouth	345	1,400	776	2,521	2,317	106%	204	1
Putnam County	45	319	40	404	367	102%	37	0
Rocky River	398	2,392	1,098	3,888	3,535	101%	353	2
Sandusky	1,153	4,663	1,115	6,931	5,354	93%	1,577	486
Shaker Heights	2,289	1,202	393	3,884	1,717	108%	2,167	0
Shelby [PT]	65	417	16	498	448	103%	50	3
Sidney	165	1,285	137	1,587	1,439	101%	148	0
South Euclid	223	539	300	1,062	833	99%	229	67
Steubenville	98	1,520	78	1,696	1,582	99%	114	5
Stow	299	3,016	1,017	4,332	3,962	98%	370	0
Struthers [PT]	288	606	190	1,084	879	110%	205	36
Sylvania	190	1,880	1,574	3,644	3,442	100%	202	3
Tiffin	84	910	179	1,173	1,112	102%	61	2
Toledo	2,704	16,275	20,907	39,886	37,342	100%	2,544	133
Toledo (Housing)	167	996	801	1,964	1,733	96%	231	9
Upper Sandusky	72	797	61	930	868	101%	62	0
Van Wert	402	627	5	1,034	926	147%	108	0
Vandalia	272	3,056	708	4,036	3,809	101%	227	3
Vermilion [PT]	64	494	101	659	626	105%	33	2
Wadsworth	510	1,212	14	1,736	1,140	93%	596	0
Warren	431	2,077	289	2,797	2,342	99%	455	50
Washington C. H.	120	1,042	73	1,235	1,119	100%	116	0
Wayne County	240	2,020	391	2,651	2,361	98%	290	0
Willoughby	2,605	4,092	28	6,725	3,997	97%	2,728	0
Xenia	520	2,407	726	3,653	3,260	104%	393	0
Youngstown	266	2,180	581	3,027	2,725	99%	302	27
Zanesville	105	1,846	195	2,146	2,049	100%	97	0
Statewide*	59,561	343,263	163,291	566,115	506,676	100%	58,739	3,022

* Due to issues arising during a case management system conversion, Lorain Municipal Court was only able to provide statistics for January through September.

Municipal Courts
Misdemeanor Terminations
2013

Court	Jury Trial	Court Trial	Guilty/No Contest to Original Charge Judge	Guilty/No Contest to Original Charge Magistrate	Guilty/No Contest to Reduced Charge	Dismissal: Lack of Speedy Trial	Other Dismissals	Violations Bureau	Transferred Out	Unavailability of Party	Bankruptcy Stay/Interlocutory Appeal	Other Terminations
Akron	17	15	5,625	2	2,134	70	1,157	52	757	4,365	6	468
Alliance	9	30	949	175	247	0	240	0	0	174	3	182
Ashland	24	24	847	125	72	0	179	144	0	66	0	0
Ashtabula	1	26	974	56	120	0	402	17	0	614	0	233
Athens County	5	8	1,006	0	407	0	1,209	385	0	404	1	57
Auglaize County	8	10	494	0	78	7	126	65	0	101	0	3
Avon Lake [PT]	0	1	524	0	1	0	89	13	0	231	0	106
Barberton	10	18	1,443	94	234	4	285	96	30	758	0	169
Bedford	1	205	1,467	1	69	42	554	77	4	219	0	60
Bellefontaine	0	34	969	0	115	0	425	182	0	154	0	0
Bellevue [PT]	0	0	221	1	37	1	59	13	0	51	0	3
Berea	2	57	786	82	182	0	528	15	0	441	0	177
Bowling Green	0	5	671	303	490	0	845	212	4	107	0	298
Brown County	0	11	371	3	110	1	216	74	0	598	1	14
Bryan	0	24	718	0	17	0	135	11	1	229	0	56
Cambridge	0	81	673	41	35	0	354	111	0	106	0	135
Campbell [PT]	0	0	142	0	63	0	109	3	1	0	0	0
Canton	19	23	2,505	335	397	0	771	118	8	439	0	2
Carroll County	0	3	227	0	127	0	99	79	0	229	0	0
Celina	1	17	729	0	143	0	284	16	0	112	0	0
Champaign County	0	7	640	0	116	0	403	117	0	268	0	3
Chardon	0	17	435	0	100	0	439	104	0	232	0	2
Chillicothe	22	31	1,617	1	334	2	826	268	6	1,190	1	20
Circleville	2	59	605	0	363	2	274	136	0	305	0	1
Clark County	14	124	1,423	404	612	0	1,158	47	28	1,690	0	69
Clermont County	4	35	2,438	5	1,228	0	1,454	656	21	1,956	0	16
Cleveland	20	233	13,421	0	1,302	0	19,741	735	1,046	19,087	16	1,380
Cleveland (Housing)	2	12	514	8	7	7	1,932	1,139	0	2,062	8	395
Cleveland Heights	25	308	905	196	39	6	238	219	0	927	0	0
Clinton County	1	26	727	0	118	0	504	156	0	465	0	105
Columbiana County	1	8	764	0	163	0	85	45	25	169	0	0
Conneaut	0	12	358	0	79	0	175	35	0	134	0	0
Coshocton	0	28	498	0	60	2	64	105	7	248	12	4
Crawford County	1	15	911	316	117	1	202	99	0	255	0	46
Darke County	0	368	248	0	0	1	78	57	0	177	0	10
Dayton	4	142	3,140	2,007	524	3	2,968	1,304	131	4,511	0	254
Defiance	0	3	1,012	0	59	1	187	5	0	157	0	1
Delaware	6	51	1,361	64	159	0	510	245	1	409	0	0
East Cleveland	0	24	489	3	23	0	574	2	1	701	0	0
East Liverpool	2	1	580	0	62	0	142	45	0	124	0	1
Eaton	2	1	388	0	183	0	219	204	0	267	0	48
Elyria	0	2	1,728	58	276	0	1,040	94	38	1,172	0	147
Erie County	89	3	175	0	33	0	133	63	0	126	0	4
Euclid	3	6	938	14	143	0	212	2	0	212	0	5

Municipal Courts
Misdemeanor Terminations
2013

Court	Jury Trial	Court Trial	Guilty/No Contest to Original Charge Judge	Guilty/No Contest to Original Charge Magistrate	Guilty/No Contest to Reduced Charge	Dismissal: Lack of Speedy Trial	Other Dismissals	Violations Bureau	Transferred Out	Unavailability of Party	Bankruptcy Stay/Interlocutory Appeal	Other Terminations
Fairborn	2	20	1,040	26	613	3	218	111	0	575	0	2
Fairfield	17	74	1,462	12	51	0	625	22	0	1,593	0	175
Fairfield County	5	6	1,652	0	280	0	661	137	5	1,106	0	5
Findlay	4	2	874	0	149	0	355	1	11	383	0	214
Fostoria	2	14	288	1	17	1	28	58	0	48	0	0
Franklin [PT]	8	2	657	0	8	3	176	20	0	312	0	176
Franklin County	27	25	13,454	42	3,393	0	9,957	488	812	13,807	0	501
Franklin County (Env.)	4	3	1,605	116	29	0	545	744	2	1,788	0	40
Fremont	7	1	534	0	78	0	232	126	0	129	0	7
Gallipolis	3	18	369	0	81	2	294	69	0	369	0	9
Garfield Heights	2	72	1,017	643	463	1	503	104	9	633	0	17
Girard	0	0	564	0	284	1	418	0	2	554	0	6
Hamilton	4	68	1,981	108	97	0	850	83	0	1,725	0	84
Hamilton County	25	651	13,029	754	3,926	0	11,605	1,735	551	23,656	0	592
Hardin County [PT]	1	61	353	0	67	0	159	63	0	96	0	0
Hillsboro	0	0	443	0	149	0	456	90	0	518	0	45
Hocking County	3	1	336	0	41	18	372	449	1	344	0	59
Holmes County	2	56	203	0	14	0	57	23	0	369	0	3
Huron [PT]	0	5	280	0	57	0	133	58	1	51	0	0
Ironton	0	81	312	3	2	7	272	3	3	173	1	0
Jackson County	2	0	593	0	174	20	414	198	0	482	0	2
Kettering	0	17	1,253	0	721	0	313	145	26	509	0	0
Lakewood	2	131	1,293	0	73	0	262	286	0	800	0	56
Lawrence County [PT]	1	7	432	0	13	0	348	16	2	159	0	1
Lebanon [PT]	2	6	820	0	71	0	154	16	1	258	0	6
Licking County	4	77	1,319	0	137	0	344	223	29	871	0	329
Lima	1	79	2,322	2	316	1	942	253	5	0	0	0
Lorain*	14	11	1,240	1	278	3	547	19	252	732	0	24
Lyndhurst	2	11	584	131	86	0	126	9	1	126	0	16
Madison County	4	16	234	279	178	0	210	53	0	364	0	2
Mansfield	0	7	1,635	833	0	0	2,178	275	37	2,546	0	503
Marietta	3	24	1,034	0	135	0	285	120	0	408	0	44
Marion	6	15	1,735	472	192	0	229	174	0	849	0	18
Marysville	0	51	786	0	16	0	251	91	0	197	0	0
Mason [PT]	3	23	455	0	203	0	329	38	49	559	0	5
Massillon	0	4	1,097	553	339	0	245	113	137	250	0	3
Maumee	1	1	297	0	133	0	375	71	0	472	0	0
Medina	1	15	606	294	300	0	284	124	0	112	3	41
Mentor	0	1	827	0	180	0	271	147	61	225	0	59
Miami County	27	34	1,119	266	1,007	29	856	372	6	816	0	92
Miamisburg	0	3	1,116	20	662	0	538	64	5	743	0	10
Middletown	1	87	4,014	0	61	0	59	152	240	820	0	982
Montgomery Co. [PT]	0	27	1,251	0	1,040	28	1,166	97	0	1,126	0	20
Morrow County	0	2	198	0	115	0	17	14	2	0	0	2

* Due to issues arising during a case management system conversion, Lorain Municipal Court was only able to provide statistics for January through September.

Municipal Courts
Misdemeanor Terminations
2013

Court	Jury Trial	Court Trial	Guilty/No Contest to Original Charge Judge	Guilty/No Contest to Original Charge Magistrate	Guilty/No Contest to Reduced Charge	Dismissal: Lack of Speedy Trial	Other Dismissals	Violations Bureau	Transferred Out	Unavailability of Party	Bankruptcy Stay/Interlocutory Appeal	Other Terminations
Mount Vernon	2	25	565	0	127	0	385	83	0	202	0	23
Napoleon	1	10	358	0	102	0	180	24	0	110	0	10
New Philadelphia	6	55	610	232	91	0	617	124	0	567	0	2
Newton Falls	0	10	171	0	169	0	151	12	0	278	0	1
Niles	0	3	638	0	71	0	387	0	0	403	0	6
Norwalk	6	57	1,173	0	117	0	4	231	0	604	0	168
Oakwood [PT]	0	0	59	0	13	0	68	0	1	2	0	6
Oberlin	4	5	407	0	129	0	191	80	50	243	0	45
Oregon	0	2	622	0	191	0	275	2	4	622	0	63
Ottawa County	2	8	370	0	228	0	532	405	0	204	0	22
Painesville	3	3	1,330	42	10	0	425	462	8	201	0	6
Parma	7	81	938	2,466	388	0	1,205	111	12	702	1	283
Perrysburg	2	0	816	0	24	1	489	98	1	613	0	1
Portage Co. (Kent)	4	4	1,482	0	542	0	1,037	115	8	471	4	5
Portage Co. (Ravenna)	0	9	1,398	0	710	0	991	100	72	736	4	2
Portsmouth	3	1	875	0	49	3	773	57	95	443	0	18
Putnam County	2	9	163	0	46	0	88	20	0	19	0	19
Rocky River	3	6	900	329	361	5	368	291	264	991	1	5
Sandusky	0	172	2,022	2	230	3	1,335	268	0	1,289	0	28
Shaker Heights	0	18	840	0	32	0	336	4	1	270	0	195
Shelby [PT]	4	1	245	0	54	23	51	32	0	40	0	1
Sidney	2	11	494	0	380	0	203	147	0	203	0	0
South Euclid	1	2	343	2	40	3	59	2	0	374	0	4
Steubenville	0	425	970	0	0	0	79	1	34	76	0	0
Stow	1	104	1,692	1	191	0	512	65	20	1,096	0	280
Struthers [PT]	0	2	223	0	286	2	158	0	0	206	0	2
Sylvania	0	2	671	0	519	1	617	12	0	1,619	0	1
Tiffin	5	21	648	0	20	0	144	128	0	145	0	0
Toledo	2	325	5,341	1,875	3,558	0	7,060	76	67	18,562	50	426
Toledo (Housing)	0	2	417	2	30	0	327	0	2	920	0	4
Upper Sandusky	1	17	542	0	8	4	38	156	0	102	0	0
Van Wert	1	1	526	0	38	4	258	49	0	48	0	0
Vandalia	0	13	1,522	174	667	0	610	45	0	778	0	0
Vermilion [PT]	1	1	317	0	69	1	81	35	1	78	0	42
Wadsworth	5	24	519	0	123	0	286	109	0	74	0	0
Warren	2	5	1,132	0	240	1	602	1	39	304	0	15
Washington C. H.	1	3	733	0	121	0	157	9	0	86	0	9
Wayne County	15	223	671	457	60	0	181	234	0	519	0	1
Willoughby	3	14	3,082	0	2	0	220	525	98	0	3	46
Xenia	3	5	1,396	0	401	1	666	90	0	694	0	4
Youngstown	7	15	866	99	518	0	509	30	49	604	0	28
Zanesville	2	48	1,517	0	15	4	192	83	0	187	0	1
Statewide*	586	5,659	162,973	14,531	38,377	323	103,130	19,335	5,185	143,580	115	10,396

* Due to issues arising during a case management system conversion, Lorain Municipal Court was only able to provide statistics for January through September.

Municipal Courts
Operating a Vehicle While Under the Influence Overall Caseloads
2013

Court	Cases Pending January 1	New Filings	Reactivations and Transfers	Total Cases	Total Terminations	Clearance Rate	Cases Pending December 31	Cases Pending Beyond Time Guidelines
Akron	218	881	426	1,525	1,313	100%	212	2
Alliance	43	271	2	316	268	98%	48	0
Ashland	37	324	8	369	325	98%	44	0
Ashtabula	68	207	33	308	277	115%	31	6
Athens County	98	393	41	532	480	111%	52	0
Auglaize County	50	227	10	287	235	99%	52	1
Avon Lake [PT]	69	191	8	268	225	113%	43	4
Barberton	108	500	55	663	541	97%	122	2
Bedford	188	385	38	611	407	96%	204	0
Bellefontaine	40	209	22	271	237	103%	34	0
Bellevue [PT]	14	52	3	69	59	107%	10	0
Berea	269	546	65	880	610	100%	270	0
Bowling Green	110	603	3	716	624	103%	92	1
Brown County	45	184	25	254	226	108%	28	0
Bryan	26	207	10	243	218	100%	25	0
Cambridge	57	306	25	388	346	105%	42	0
Campbell [PT]	14	34	0	48	31	91%	17	4
Canton	89	888	33	1,010	924	100%	86	0
Carroll County	24	111	11	146	122	100%	24	0
Celina	75	225	0	300	245	109%	55	11
Champaign County	68	230	13	311	255	105%	56	33
Chardon	76	334	18	428	363	103%	65	6
Chillicothe	225	491	73	789	586	104%	203	0
Circleville	70	333	5	408	339	100%	69	0
Clark County	292	779	155	1,226	998	107%	228	2
Clermont County	234	1,232	147	1,613	1,346	98%	267	2
Cleveland	361	1,877	878	3,116	2,631	95%	485	13
Cleveland (Housing)	0	0	0	0	0	-	0	0
Cleveland Heights	50	135	27	212	145	90%	67	3
Clinton County	99	252	17	368	286	106%	82	7
Columbiana County	88	315	21	424	328	98%	96	13
Conneaut	5	28	1	34	31	107%	3	0
Coshocton	14	120	6	140	121	96%	19	0
Crawford County	21	245	14	280	240	93%	40	2
Darke County	36	220	13	269	247	106%	22	0
Dayton	119	453	59	631	514	100%	117	6
Defiance	56	321	25	402	349	101%	53	0
Delaware	142	649	30	821	627	92%	194	0
East Cleveland	16	76	6	98	79	96%	19	0
East Liverpool	16	70	1	87	70	99%	17	0
Eaton	94	206	18	318	236	105%	82	0
Elyria	367	950	211	1,528	1,169	101%	359	3
Erie County	23	97	11	131	116	107%	15	0
Euclid	73	202	16	291	233	107%	58	0

Municipal Courts
Operating a Vehicle While Under the Influence Overall Caseloads
2013

Court	Cases Pending January 1	New Filings	Reactivations and Transfers	Total Cases	Total Terminations	Clearance Rate	Cases Pending December 31	Cases Pending Beyond Time Guidelines
Fairborn	235	542	49	826	679	115%	147	2
Fairfield	67	587	37	691	581	93%	110	0
Fairfield County	192	712	50	954	697	91%	257	11
Findlay	227	601	31	859	588	93%	271	0
Fostoria	12	55	5	72	63	105%	9	0
Franklin [PT]	22	209	20	251	217	95%	34	0
Franklin County	1,967	6,377	1,349	9,693	7,873	102%	1,820	65
Franklin County (Env.)	5	7	3	15	7	70%	8	0
Fremont	42	244	13	299	272	106%	27	0
Gallipolis	58	211	48	317	273	105%	44	1
Garfield Heights	60	429	68	557	468	94%	89	0
Girard	51	138	26	215	176	107%	39	3
Hamilton	39	284	62	385	343	99%	42	1
Hamilton County	1,131	2,618	1,558	5,307	4,070	97%	1,237	0
Hardin County [PT]	24	78	2	104	83	104%	21	0
Hillsboro	31	141	14	186	161	104%	25	1
Hocking County	41	142	11	194	145	95%	49	2
Holmes County	64	48	11	123	45	76%	78	66
Huron [PT]	9	95	3	107	103	105%	4	0
Ironton	20	194	9	223	211	104%	12	1
Jackson County	87	267	32	386	312	104%	74	28
Kettering	55	617	7	679	589	94%	90	2
Lakewood	50	180	10	240	199	105%	41	0
Lawrence County [PT]	40	227	17	284	251	103%	33	1
Lebanon [PT]	27	213	13	253	218	96%	35	10
Licking County	126	788	57	971	793	94%	178	2
Lima	337	943	11	1,291	835	88%	456	60
Lorain*	168	352	43	563	385	97%	-	-
Lyndhurst	77	177	9	263	195	105%	68	17
Madison County	49	277	43	369	307	96%	62	0
Mansfield	222	686	67	975	680	90%	295	15
Marietta	100	330	30	460	399	111%	61	6
Marion	65	432	26	523	472	103%	51	1
Marysville	44	198	14	256	216	102%	40	0
Mason [PT]	51	321	25	397	324	94%	73	4
Massillon	151	805	21	977	833	101%	144	2
Maumee	62	177	29	268	218	106%	50	9
Medina	183	562	13	758	529	92%	229	9
Mentor	44	382	16	442	379	95%	63	1
Miami County	222	741	77	1,040	845	103%	195	36
Miamisburg	134	465	69	668	582	109%	86	1
Middletown	35	403	16	454	405	97%	49	0
Montgomery Co. [PT]	78	361	30	469	409	105%	60	0
Morrow County	123	233	1	357	262	112%	95	29

* Due to issues arising during a case management system conversion, Lorain Municipal Court was only able to provide statistics for January through September.

Municipal Courts
Operating a Vehicle While Under the Influence Overall Caseloads
2013

Court	Cases Pending January 1	New Filings	Reactivations and Transfers	Total Cases	Total Terminations	Clearance Rate	Cases Pending December 31	Cases Pending Beyond Time Guidelines
Mount Vernon	96	307	6	409	342	109%	67	1
Napoleon	23	115	4	142	111	93%	31	3
New Philadelphia	251	412	57	720	578	123%	142	20
Newton Falls	62	89	19	170	142	131%	28	0
Niles	44	210	18	272	238	104%	34	0
Norwalk	24	268	18	310	277	97%	33	0
Oakwood [PT]	8	13	0	21	17	131%	4	0
Oberlin	65	184	13	262	212	108%	50	0
Oregon	25	108	34	167	146	103%	21	0
Ottawa County	132	297	18	447	302	96%	145	7
Painesville	70	501	15	586	491	95%	95	0
Parma	139	520	26	685	534	98%	151	8
Perrysburg	325	415	30	770	501	113%	269	0
Portage Co. (Kent)	136	383	34	553	438	105%	115	4
Portage Co. (Ravenna)	307	944	141	1,392	1,063	98%	329	20
Portsmouth	124	469	81	674	559	102%	115	0
Putnam County	26	98	4	128	113	111%	15	0
Rocky River	144	517	69	730	590	101%	140	4
Sandusky	218	462	106	786	550	97%	236	79
Shaker Heights	431	203	34	668	246	104%	422	0
Shelby [PT]	19	66	3	88	77	112%	11	0
Sidney	49	240	10	299	256	102%	43	0
South Euclid	27	43	4	74	48	102%	26	6
Steubenville	16	219	3	238	215	97%	23	0
Stow	160	749	45	954	809	102%	145	0
Struthers [PT]	107	118	14	239	177	134%	62	12
Sylvania	132	434	105	671	562	104%	109	0
Tiffin	28	247	4	279	233	93%	46	3
Toledo	363	1,644	1,098	3,105	2,668	97%	437	21
Toledo (Housing)	0	0	0	0	0	-	0	0
Upper Sandusky	23	184	7	214	185	97%	29	0
Van Wert	55	180	5	240	207	112%	33	0
Vandalia	168	626	98	892	747	103%	145	2
Vermilion [PT]	17	122	10	149	126	95%	23	0
Wadsworth	112	276	7	395	289	102%	106	0
Warren	154	376	50	580	469	110%	111	8
Washington C. H.	15	119	0	134	122	103%	12	0
Wayne County	96	492	57	645	560	102%	85	0
Willoughby	69	436	6	511	409	93%	102	0
Xenia	83	274	41	398	331	105%	67	0
Youngstown	50	236	36	322	247	91%	75	2
Zanesville	18	151	14	183	166	101%	17	0
Statewide*	15,425	53,955	8,972	78,352	63,067	100%	15,107	707

* Due to issues arising during a case management system conversion, Lorain Municipal Court was only able to provide statistics for January through September.

Municipal Courts
Operating a Vehicle While Under the Influence Terminations
2013

Court	Jury Trial	Court Trial	Guilty/No Contest to Original Charge Judge	Guilty/No Contest to Original Charge Magistrate	Guilty/No Contest to Reduced Charge	Dismissal: Lack of Speedy Trial	Other Dismissals	Transferred Out	Unavailability of Party	Bankruptcy Stay/Interlocutory Appeal	Other Terminations
Akron	3	1	207	55	554	0	23	8	120	0	313
Alliance	3	1	210	1	33	0	6	0	4	1	9
Ashland	3	0	256	14	31	0	14	0	7	0	0
Ashtabula	1	2	172	25	36	0	17	0	24	0	0
Athens County	0	0	324	0	79	0	26	0	41	0	4
Auglaize County	3	0	185	0	28	0	9	0	9	0	0
Avon Lake [PT]	0	0	207	0	0	0	2	0	8	0	10
Barberton	3	1	396	8	58	1	12	3	37	0	23
Bedford	1	30	345	0	5	2	3	0	17	0	3
Bellefontaine	2	2	171	0	34	0	7	0	21	0	0
Bellevue [PT]	0	0	44	0	9	0	1	0	5	0	0
Berea	0	24	460	0	51	0	16	0	34	0	23
Bowling Green	0	0	382	40	171	0	18	3	10	0	0
Brown County	2	0	151	0	42	0	10	1	17	0	1
Bryan	0	5	186	0	11	0	4	0	10	0	2
Cambridge	1	16	200	60	26	0	14	0	28	0	1
Campbell [PT]	0	0	10	0	16	0	2	0	0	0	3
Canton	6	0	810	0	39	0	19	4	46	0	1
Carroll County	0	0	79	0	11	0	20	0	11	0	0
Celina	0	1	89	0	147	0	7	0	1	0	0
Champaign County	0	0	162	0	57	0	13	0	22	0	0
Chardon	0	2	253	0	78	0	12	0	18	0	0
Chillicothe	5	1	66	0	384	0	62	1	68	1	0
Circleville	0	3	180	0	107	1	11	0	35	0	0
Clark County	0	36	517	1	184	0	46	2	158	0	54
Clermont County	3	0	648	1	476	0	60	8	151	0	0
Cleveland	5	12	1,277	0	287	0	104	128	802	0	16
Cleveland (Housing)	0	0	0	0	0	0	0	0	0	0	0
Cleveland Heights	2	10	95	0	3	1	0	0	32	0	1
Clinton County	0	1	146	0	97	0	23	0	14	0	5
Columbiana County	0	0	232	0	68	0	7	7	14	0	0
Conneaut	0	0	22	0	5	0	1	0	2	0	1
Coshocton	1	1	102	0	4	0	2	0	10	0	1
Crawford County	0	0	187	3	29	1	6	0	11	0	3
Darke County	1	172	44	0	0	0	2	0	16	0	0
Dayton	1	2	217	0	202	0	27	0	67	0	0
Defiance	0	0	273	0	35	0	23	0	18	0	0
Delaware	1	2	414	2	109	0	64	4	28	0	0
East Cleveland	0	0	67	0	4	0	2	0	6	0	0
East Liverpool	0	0	51	0	12	0	4	0	5	0	0
Eaton	0	0	104	0	94	0	14	0	20	0	4
Elyria	0	0	810	0	96	0	129	10	95	0	22
Erie County	1	0	79	0	9	0	10	0	14	0	3
Euclid	0	2	205	0	4	0	5	0	17	0	0

Municipal Courts
Operating a Vehicle While Under the Influence Terminations
2013

Court	Jury Trial	Court Trial	Guilty/No Contest to Original Charge Judge	Guilty/No Contest to Original Charge Magistrate	Guilty/No Contest to Reduced Charge	Dismissal: Lack of Speedy Trial	Other Dismissals	Transferred Out	Unavailability of Party	Bankruptcy Stay/Interlocutory Appeal	Other Terminations
Fairborn	0	2	371	0	251	1	15	0	39	0	0
Fairfield	3	0	176	1	5	0	14	0	37	0	19
Fairfield County	3	0	576	0	31	0	31	1	55	0	0
Findlay	0	2	484	0	20	0	19	2	30	0	31
Fostoria	0	0	36	0	20	0	3	0	4	0	0
Franklin [PT]	4	0	176	0	3	0	11	0	13	0	6
Franklin County	15	6	4,551	0	1,497	0	446	160	1,161	0	34
Franklin County (Env.)	0	0	4	0	4	0	0	1	2	0	0
Fremont	1	0	217	0	25	0	15	0	13	0	1
Gallipolis	1	2	116	0	90	0	10	0	49	2	3
Garfield Heights	1	7	303	25	50	0	14	1	67	0	0
Girard	0	0	57	0	88	0	10	0	20	0	1
Hamilton	0	1	247	11	5	0	9	0	54	0	12
Hamilton County	22	51	2,856	7	33	0	105	94	867	0	22
Hardin County [PT]	0	10	41	0	27	0	2	0	2	0	0
Hillsboro	0	0	47	0	82	0	16	0	16	0	0
Hocking County	0	0	82	0	30	2	13	0	18	0	0
Holmes County	0	9	24	0	0	0	5	0	9	0	1
Huron [PT]	1	0	49	0	41	1	7	0	4	0	0
Ironton	0	12	157	0	1	1	18	3	20	0	0
Jackson County	1	0	97	0	128	1	45	0	37	0	3
Kettering	0	0	271	0	302	0	5	0	8	0	0
Lakewood	0	4	168	0	14	0	2	1	9	0	1
Lawrence County [PT]	0	0	198	0	9	1	16	2	21	0	0
Lebanon [PT]	3	0	146	0	47	0	9	0	10	0	1
Licking County	8	5	592	0	57	0	58	4	63	0	6
Lima	0	1	676	0	92	0	64	3	0	0	0
Lorain*	0	0	235	0	68	1	24	6	42	0	3
Lyndhurst	1	1	156	8	11	0	4	0	10	0	4
Madison County	1	3	167	33	43	0	13	0	47	0	0
Mansfield	0	0	521	54	0	0	34	0	68	0	3
Marietta	3	0	246	0	103	0	9	0	30	8	0
Marion	3	0	397	2	28	0	13	0	29	0	0
Marysville	1	4	156	0	28	0	11	0	16	0	0
Mason [PT]	1	0	180	0	107	0	13	3	21	0	0
Massillon	2	0	708	0	66	0	15	13	28	0	1
Maumee	0	0	133	0	37	0	22	0	26	0	0
Medina	3	1	493	1	1	0	9	0	16	4	0
Mentor	0	0	305	0	4	0	44	8	18	0	0
Miami County	2	2	300	0	433	4	32	1	60	0	19
Miamisburg	0	0	272	0	223	0	36	0	49	0	2
Middletown	0	0	371	0	2	0	1	8	14	0	9
Montgomery Co. [PT]	0	0	220	0	148	0	9	0	29	0	2
Morrow County	1	1	176	0	74	1	1	0	0	0	2

* Due to issues arising during a case management system conversion, Lorain Municipal Court was only able to provide statistics for January through September.

Municipal Courts
Operating a Vehicle While Under the Influence Terminations
2013

Court	Jury Trial	Court Trial	Guilty/No Contest to Original Charge Judge	Guilty/No Contest to Original Charge Magistrate	Guilty/No Contest to Reduced Charge	Dismissal: Lack of Speedy Trial	Other Dismissals	Transferred Out	Unavailability of Party	Bankruptcy Stay/Interlocutory Appeal	Other Terminations
Mount Vernon	1	0	277	0	26	0	24	0	11	0	3
Napoleon	0	1	73	0	22	1	7	0	7	0	0
New Philadelphia	2	15	303	70	59	0	39	0	87	0	2
Newton Falls	0	2	32	0	78	0	10	0	20	0	0
Niles	0	0	118	0	1	0	4	0	20	0	95
Norwalk	1	1	221	0	21	0	2	0	21	0	10
Oakwood [PT]	0	0	22	0	4	0	4	0	0	0	0
Oberlin	0	1	160	0	18	0	15	5	13	0	0
Oregon	0	0	82	0	23	0	2	0	39	0	0
Ottawa County	2	0	179	0	59	0	27	0	19	0	16
Painesville	0	0	349	1	107	0	19	6	9	0	1
Parma	1	5	408	51	13	0	16	0	41	0	0
Perrysburg	0	0	452	0	4	0	8	1	34	0	2
Portage Co. (Kent)	0	0	58	0	333	0	25	1	20	1	1
Portage Co. (Ravenna)	0	0	93	1	802	0	51	20	94	4	0
Portsmouth	1	0	259	0	180	0	38	24	57	0	0
Putnam County	1	1	49	0	46	0	13	0	1	1	1
Rocky River	0	0	463	17	43	1	3	24	38	0	1
Sandusky	0	16	215	0	158	0	32	0	128	0	4
Shaker Heights	0	0	225	0	0	0	7	0	14	0	0
Shelby [PT]	0	0	47	0	10	6	9	0	5	0	0
Sidney	0	0	198	0	39	0	4	0	15	0	0
South Euclid	3	0	29	0	6	1	4	0	4	0	2
Steubenville	0	131	78	0	0	0	2	2	6	0	0
Stow	0	28	608	1	68	0	25	1	38	0	40
Struthers [PT]	0	0	50	0	94	0	11	0	19	0	3
Sylvania	0	0	310	0	139	0	17	0	96	0	0
Tiffin	0	0	222	0	3	0	3	0	5	0	0
Toledo	0	34	1,034	51	462	0	175	6	904	0	3
Toledo (Housing)	0	0	0	0	0	0	0	0	0	0	0
Upper Sandusky	0	0	147	0	24	1	5	0	8	0	0
Van Wert	0	0	122	0	57	0	20	1	6	0	1
Vandalia	0	0	525	0	121	0	12	0	89	0	0
Vermilion [PT]	0	0	79	0	31	0	2	0	11	0	3
Wadsworth	3	0	268	0	0	0	12	0	6	0	0
Warren	0	1	387	0	11	0	17	7	40	0	6
Washington C. H.	0	0	83	0	32	0	4	0	3	0	0
Wayne County	5	37	303	118	7	0	29	0	61	0	0
Willoughby	0	3	401	0	0	0	0	3	0	0	2
Xenia	0	0	164	0	113	0	17	0	37	0	0
Youngstown	0	0	42	0	140	0	17	2	42	0	4
Zanesville	0	0	149	0	0	0	7	0	10	0	0
Statewide*	149	727	38,073	662	11,407	29	2,847	593	7,282	22	889

* Due to issues arising during a case management system conversion, Lorain Municipal Court was only able to provide statistics for January through September.

Municipal Courts
Other Traffic Overall Caseloads
2013

Court	Cases Pending January 1	New Filings	Reactivations and Transfers	Total Cases	Total Terminations	Clearance Rate	Cases Pending December 31	Cases Pending Beyond Time Guidelines
Akron	8,471	19,492	1,997	29,960	21,430	100%	8,530	0
Alliance	113	4,574	97	4,784	4,667	100%	117	0
Ashland	314	9,441	434	10,189	9,880	100%	309	1
Ashtabula	523	3,493	357	4,373	3,926	102%	447	27
Athens County	711	8,447	658	9,816	9,443	104%	373	2
Auglaize County	338	9,399	119	9,856	9,498	100%	358	0
Avon Lake [PT]	80	1,123	108	1,311	1,204	98%	107	0
Barberton	314	6,494	756	7,564	7,206	99%	358	0
Bedford	1,056	8,546	905	10,507	9,247	98%	1,260	0
Bellefontaine	208	5,826	218	6,252	6,035	100%	217	0
Bellevue [PT]	51	1,754	55	1,860	1,807	100%	53	1
Berea	824	6,687	993	8,504	7,586	99%	918	0
Bowling Green	536	8,561	23	9,120	8,708	101%	412	0
Brown County	285	5,976	516	6,777	6,509	100%	268	0
Bryan	135	5,873	923	6,931	6,768	100%	163	1
Cambridge	257	9,119	88	9,464	9,094	99%	370	1
Campbell [PT]	176	2,390	1	2,567	2,149	90%	418	63
Canton	665	12,595	413	13,673	12,926	99%	747	0
Carroll County	52	1,931	61	2,044	1,947	98%	97	0
Celina	115	4,012	59	4,186	4,023	99%	163	8
Champaign County	222	2,365	52	2,639	2,478	103%	161	83
Chardon	203	6,997	400	7,600	7,433	100%	167	2
Chillicothe	780	8,014	775	9,569	8,852	101%	717	0
Circleville	781	9,716	511	11,008	10,344	101%	664	1
Clark County	1,048	12,210	841	14,099	12,953	99%	1,146	0
Clermont County	451	21,115	4,615	26,181	25,377	99%	804	0
Cleveland	4,624	74,209	50,727	129,560	124,494	100%	5,066	138
Cleveland (Housing)	0	0	0	0	0	-	0	0
Cleveland Heights	1,424	16,354	2,099	19,877	18,337	99%	1,540	64
Clinton County	1,118	8,796	178	10,092	9,539	106%	553	68
Columbiana County	441	7,833	401	8,675	8,197	100%	478	6
Conneaut	13	1,983	71	2,067	2,043	99%	24	0
Coshocton	23	1,714	92	1,829	1,765	98%	64	0
Crawford County	181	6,312	616	7,109	6,959	100%	150	0
Darke County	65	2,680	283	3,028	2,956	100%	72	0
Dayton	1,061	18,572	5,140	24,773	23,403	99%	1,370	22
Defiance	129	5,856	1,149	7,134	6,996	100%	138	0
Delaware	808	16,912	813	18,533	17,649	100%	884	0
East Cleveland	2,369	4,800	1,008	8,177	5,598	96%	2,579	0
East Liverpool	123	1,926	39	2,088	1,994	101%	94	4
Eaton	371	4,400	487	5,258	4,955	101%	303	1
Elyria	884	10,685	1,810	13,379	12,192	98%	1,187	0
Erie County	377	7,211	581	8,169	7,699	99%	470	0
Euclid	552	5,932	766	7,250	6,691	100%	559	0

Municipal Courts
Other Traffic Overall Caseloads
2013

Court	Cases Pending January 1	New Filings	Reactivations and Transfers	Total Cases	Total Terminations	Clearance Rate	Cases Pending December 31	Cases Pending Beyond Time Guidelines
Fairborn	522	10,622	1,050	12,194	11,697	100%	497	0
Fairfield	108	3,316	249	3,673	3,502	98%	171	3
Fairfield County	610	13,670	1,337	15,617	14,886	99%	731	0
Findlay	516	10,842	412	11,770	11,236	100%	534	0
Fostoria	21	1,290	54	1,365	1,320	98%	45	2
Franklin [PT]	164	4,904	400	5,468	5,262	99%	206	9
Franklin County	4,704	100,161	39,097	143,962	138,576	100%	5,386	39
Franklin County (Env.)	49	1,217	298	1,564	1,513	100%	51	1
Fremont	160	4,434	172	4,766	4,622	100%	144	0
Gallipolis	562	7,474	583	8,619	8,177	101%	442	1
Garfield Heights	278	8,997	2,185	11,460	11,111	99%	349	0
Girard	485	5,917	595	6,997	6,603	101%	394	13
Hamilton	203	6,439	2,031	8,673	8,294	98%	379	0
Hamilton County	35,695	69,411	24,938	130,044	93,567	99%	36,477	0
Hardin County [PT]	109	2,842	123	3,074	2,926	99%	148	1
Hillsboro	79	1,912	127	2,118	2,038	100%	80	0
Hocking County	314	3,376	203	3,893	3,636	102%	257	1
Holmes County	398	2,617	76	3,091	2,560	95%	531	390
Huron [PT]	101	2,987	23	3,111	2,963	98%	148	1
Ironton	194	3,257	147	3,598	3,412	100%	186	0
Jackson County	656	8,366	655	9,677	8,966	99%	711	243
Kettering	275	12,506	408	13,189	12,850	100%	339	2
Lakewood	247	5,579	907	6,733	6,483	100%	250	0
Lawrence County [PT]	240	3,756	246	4,242	3,937	98%	305	1
Lebanon [PT]	326	3,680	207	4,213	3,756	97%	457	245
Licking County	404	12,599	1,550	14,553	14,072	99%	481	0
Lima	909	12,419	73	13,401	12,171	97%	1,230	296
Lorain*	701	5,854	750	7,305	6,413	97%	-	-
Lyndhurst	891	10,388	852	12,131	11,157	99%	974	38
Madison County	393	10,263	890	11,546	11,155	100%	391	0
Mansfield	892	12,490	1,839	15,221	14,043	98%	1,178	44
Marietta	331	7,960	558	8,849	8,461	99%	388	3
Marion	566	9,155	1,224	10,945	10,579	102%	366	1
Marysville	258	6,649	403	7,310	7,087	100%	223	0
Mason [PT]	241	7,442	184	7,867	7,551	99%	316	0
Massillon	329	9,331	244	9,904	9,539	100%	365	0
Maumee	505	8,173	672	9,350	8,843	100%	507	13
Medina	475	7,325	178	7,978	7,443	99%	535	5
Mentor	199	5,420	324	5,943	5,744	100%	199	3
Miami County	781	11,337	513	12,631	11,928	101%	703	51
Miamisburg	591	6,090	1,396	8,077	7,584	101%	493	1
Middletown	521	7,256	921	8,698	8,166	100%	532	32
Montgomery Co. [PT]	578	8,887	1,521	10,986	10,361	100%	625	0
Morrow County	530	7,898	7	8,435	7,981	101%	454	174

* Due to issues arising during a case management system conversion, Lorain Municipal Court was only able to provide statistics for January through September.

Municipal Courts
Other Traffic Overall Caseloads
2013

Court	Cases Pending January 1	New Filings	Reactivations and Transfers	Total Cases	Total Terminations	Clearance Rate	Cases Pending December 31	Cases Pending Beyond Time Guidelines
Mount Vernon	129	4,671	44	4,844	4,702	100%	142	3
Napoleon	72	2,794	55	2,921	2,764	97%	157	6
New Philadelphia	687	7,439	507	8,633	8,225	104%	408	18
Newton Falls	529	5,765	312	6,606	6,155	101%	451	0
Niles	164	2,443	538	3,145	2,966	99%	179	3
Norwalk	179	7,693	399	8,271	8,090	100%	181	0
Oakwood [PT]	1,323	1,600	102	3,025	1,704	100%	1,321	0
Oberlin	207	5,851	283	6,341	6,041	98%	300	0
Oregon	124	1,916	784	2,824	2,694	100%	130	0
Ottawa County	282	4,600	253	5,135	4,828	99%	307	2
Painesville	225	7,329	262	7,816	7,517	99%	299	0
Parma	3,741	20,580	742	25,063	21,213	99%	3,850	0
Perrysburg	2,088	7,549	580	10,217	8,243	101%	1,974	0
Portage Co. (Kent)	235	3,614	355	4,204	3,998	101%	206	2
Portage Co. (Ravenna)	788	16,345	1,171	18,304	17,378	99%	926	12
Portsmouth	535	11,529	1,479	13,543	12,925	99%	618	5
Putnam County	85	2,209	16	2,310	2,219	100%	91	0
Rocky River	587	12,991	1,526	15,104	14,738	102%	366	2
Sandusky	636	6,766	445	7,847	6,917	96%	930	177
Shaker Heights	3,777	8,737	1,039	13,553	10,174	104%	3,379	0
Shelby [PT]	32	1,146	35	1,213	1,188	101%	25	1
Sidney	225	4,657	264	5,146	4,840	98%	306	0
South Euclid	480	3,506	366	4,352	4,011	104%	341	35
Steubenville	87	1,994	29	2,110	2,028	100%	82	0
Stow	424	10,644	829	11,897	11,279	98%	618	0
Struthers [PT]	376	2,450	278	3,104	2,756	101%	348	58
Sylvania	356	6,715	1,483	8,554	8,205	100%	349	0
Tiffin	50	3,423	115	3,588	3,518	99%	70	1
Toledo	3,323	40,880	35,664	79,867	75,755	99%	4,112	156
Toledo (Housing)	0	0	0	0	0	-	0	0
Upper Sandusky	270	6,721	324	7,315	7,062	100%	253	0
Van Wert	186	4,717	24	4,927	4,743	100%	184	0
Vandalia	482	11,066	1,723	13,271	12,681	99%	590	1
Vermilion [PT]	93	3,304	479	3,876	3,727	99%	149	1
Wadsworth	279	5,995	18	6,292	5,965	99%	327	0
Warren	443	6,025	942	7,410	6,787	97%	623	37
Washington C. H.	126	3,579	344	4,049	3,910	100%	139	0
Wayne County	467	12,262	220	12,949	12,661	101%	288	0
Willoughby	1,089	9,652	32	10,773	9,555	99%	1,218	0
Xenia	467	6,671	868	8,006	7,693	102%	313	0
Youngstown	374	5,514	1,621	7,509	7,017	98%	492	15
Zanesville	86	3,069	132	3,287	3,153	99%	134	0
Statewide*	116,491	1,155,244	229,539	1,501,274	1,379,153	100%	121,229	2,641

* Due to issues arising during a case management system conversion, Lorain Municipal Court was only able to provide statistics for January through September.

Municipal Courts
Other Traffic Terminations
2013

Court	Jury Trial	Court Trial	Guilty/No Contest to Original Charge Judge	Guilty/No Contest to Original Charge Magistrate	Guilty/No Contest to Reduced Charge	Dismissal: Lack of Speedy Trial	Other Dismissals	Violations Bureau	Transferred Out	Unavailability of Party	Bankruptcy Stay/Interlocutory Appeal	Other Terminations
Akron	2	14	1,944	5,289	1,374	2	1,215	9,507	25	1,037	1	614
Alliance	0	41	938	91	207	0	123	3,090	0	146	0	31
Ashland	1	45	1,328	330	18	0	54	7,565	0	539	0	0
Ashtabula	0	22	492	270	117	1	268	2,209	0	377	0	169
Athens County	0	14	1,086	0	113	0	253	6,932	0	796	0	243
Auglaize County	10	16	769	0	184	43	80	7,851	1	539	0	0
Avon Lake [PT]	0	3	667	0	0	0	55	317	0	149	0	10
Barberton	4	14	2,491	228	142	1	189	3,380	7	687	1	62
Bedford	7	205	2,296	1,045	386	23	326	4,096	5	712	0	144
Bellefontaine	0	32	989	0	19	0	85	4,660	0	252	0	2
Bellevue [PT]	0	3	221	0	31	0	18	1,463	0	71	0	0
Berea	1	72	952	629	92	3	201	4,492	0	312	0	829
Bowling Green	0	1	457	946	301	0	388	6,259	1	79	0	276
Brown County	1	11	545	7	49	1	114	5,211	0	546	0	20
Bryan	0	42	504	1	23	0	32	2,599	0	1,026	0	2,541
Cambridge	0	153	412	339	14	0	63	7,467	0	596	0	50
Campbell [PT]	1	0	704	0	161	0	105	1,178	0	0	0	0
Canton	2	82	2,630	2,872	218	0	272	6,353	5	496	0	1
Carroll County	0	3	334	0	67	0	25	1,428	0	90	0	0
Celina	0	5	724	0	69	0	30	3,124	0	71	0	0
Champaign County	0	6	700	0	8	0	121	1,531	0	100	0	14
Chardon	0	93	1,053	0	134	0	317	5,424	0	344	0	68
Chillicothe	0	33	1,403	0	251	0	259	5,759	1	1,146	0	0
Circleville	0	63	1,164	1	283	2	240	7,595	0	985	0	11
Clark County	0	20	177	4,049	46	0	232	7,341	0	1,065	0	22
Clermont County	0	42	3,070	18	514	0	834	16,084	6	4,807	0	2
Cleveland	4	547	14,772	9,283	7,164	0	32,795	20,082	1,889	36,666	0	1,292
Cleveland (Housing)	0	0	0	0	0	0	0	0	0	0	0	0
Cleveland Heights	52	489	2,164	1,244	25	17	60	10,256	0	4,025	0	4
Clinton County	1	46	636	0	278	0	203	7,313	0	916	0	145
Columbiana County	0	5	1,106	0	316	0	66	6,140	6	558	0	0
Conneaut	0	2	301	0	41	0	35	1,547	0	117	0	0
Coshocton	1	4	355	0	12	0	21	1,274	0	90	2	4
Crawford County	1	0	985	23	132	1	59	4,863	0	879	0	16
Darke County	0	137	442	0	0	0	18	2,024	0	320	0	3
Dayton	0	155	2,356	5,944	904	1	2,249	6,628	8	5,060	0	97
Defiance	0	9	899	0	164	3	102	4,698	0	1,119	0	2
Delaware	0	201	1,593	101	75	0	1,553	13,125	0	994	0	0
East Cleveland	1	72	2,469	16	432	47	530	74	0	1,957	0	0
East Liverpool	0	1	586	0	23	0	58	1,252	0	71	0	3
Eaton	0	1	292	0	257	0	62	3,719	0	610	0	14
Elyria	0	3	2,131	513	612	0	1,422	6,660	16	739	0	82
Erie County	0	18	620	0	10	2	57	6,181	0	806	0	4
Euclid	0	42	2,910	146	189	0	240	2,020	0	1,091	0	53

Municipal Courts
Other Traffic Terminations
2013

Court	Jury Trial	Court Trial	Guilty/No Contest to Original Charge Judge	Guilty/No Contest to Original Charge Magistrate	Guilty/No Contest to Reduced Charge	Dismissal: Lack of Speedy Trial	Other Dismissals	Violations Bureau	Transferred Out	Unavailability of Party	Bankruptcy Stay/Interlocutory Appeal	Other Terminations
Fairborn	2	50	2,220	404	431	13	161	7,315	0	1,100	0	1
Fairfield	6	38	1,042	10	7	1	76	1,804	0	292	0	65
Fairfield County	2	25	3,063	0	123	0	308	10,007	2	1,338	0	18
Findlay	1	14	1,237	157	87	1	126	8,023	6	461	0	1,123
Fostoria	0	14	329	0	9	0	7	906	0	55	0	0
Franklin [PT]	7	3	1,067	5	7	2	77	3,448	0	594	0	41
Franklin County	7	222	9,529	14,572	2,686	4	19,906	57,201	102	34,151	0	207
Franklin County (Env.)	0	0	174	11	3	1	92	953	0	278	0	4
Fremont	0	6	591	0	55	0	123	3,602	0	241	0	4
Gallipolis	0	14	671	4	625	6	215	5,392	0	1,217	0	33
Garfield Heights	2	85	1,539	1,641	564	2	202	4,955	4	2,108	0	7
Girard	0	0	733	0	364	0	500	4,163	0	720	0	123
Hamilton	0	89	1,326	1,889	39	0	248	2,612	0	2,023	0	38
Hamilton County	2	406	12,434	8,510	936	0	9,141	29,028	136	35,393	0	61
Hardin County [PT]	0	40	313	0	99	0	30	2,310	0	132	0	0
Hillsboro	0	0	324	0	45	0	104	1,411	0	129	0	25
Hocking County	1	0	298	0	152	7	162	2,652	0	357	0	7
Holmes County	0	12	208	1	5	0	8	2,221	0	104	0	2
Huron [PT]	0	13	510	1	89	0	55	2,076	0	219	0	0
Ironton	0	3	317	1,231	1	1	98	1,551	0	210	0	0
Jackson County	4	0	534	0	328	8	313	6,833	0	943	0	0
Kettering	0	65	2,298	0	578	0	120	8,731	5	451	0	597
Lakewood	0	273	1,464	0	309	0	354	3,121	0	919	0	43
Lawrence County [PT]	0	37	718	43	14	0	89	2,646	0	374	0	0
Lebanon [PT]	1	9	914	0	128	0	65	2,357	0	275	0	5
Licking County	1	191	1,560	0	49	0	908	9,565	8	1,769	0	21
Lima	0	52	2,064	492	68	0	571	8,900	7	0	0	0
Lorain*	21	0	2,491	2	312	1	247	1,742	75	1,406	0	39
Lyndhurst	0	37	2,105	1,189	104	0	118	6,588	0	885	0	131
Madison County	0	64	314	675	233	0	62	8,691	0	1,115	0	1
Mansfield	0	3	725	1,166	4	0	575	9,298	8	1,538	0	726
Marietta	0	43	980	0	92	0	53	6,658	0	629	0	6
Marion	5	30	1,435	682	132	0	678	6,201	0	1,396	0	20
Marysville	0	52	549	0	78	1	416	5,511	0	478	0	0
Mason [PT]	0	105	1,056	0	277	0	134	5,471	15	493	0	0
Massillon	0	10	472	1,422	371	0	97	6,805	25	337	0	0
Maumee	2	2	963	0	431	0	276	6,422	0	727	0	20
Medina	0	42	509	841	169	0	118	5,465	0	291	1	8
Mentor	0	7	1,116	0	145	0	373	3,748	10	332	0	12
Miami County	22	34	974	658	610	55	469	8,026	1	897	0	127
Miamisburg	0	1	1,597	392	636	0	636	3,017	0	1,258	0	47
Middletown	0	60	3,249	0	114	0	11	3,275	58	961	0	438
Montgomery Co. [PT]	0	28	3,470	1	456	8	708	4,072	0	1,577	1	38
Morrow County	0	38	395	0	88	1	17	7,291	1	0	0	167

* Due to issues arising during a case management system conversion, Lorain Municipal Court was only able to provide statistics for January through September.

Municipal Courts
Other Traffic Terminations
2013

Court	Jury Trial	Court Trial	Guilty/No Contest to Original Charge Judge	Guilty/No Contest to Original Charge Magistrate	Guilty/No Contest to Reduced Charge	Dismissal: Lack of Speedy Trial	Other Dismissals	Violations Bureau	Transferred Out	Unavailability of Party	Bankruptcy Stay/Interlocutory Appeal	Other Terminations
Mount Vernon	0	76	689	0	27	0	85	3,563	0	56	0	206
Napoleon	0	17	491	0	66	2	34	2,045	0	106	0	3
New Philadelphia	0	50	514	440	16	0	74	6,591	0	535	0	4
Newton Falls	1	13	1,236	0	383	0	69	4,131	0	322	0	0
Niles	0	1	900	0	259	0	139	1,108	0	554	0	3
Norwalk	0	76	1,059	0	173	0	4	6,252	0	453	0	72
Oakwood [PT]	0	4	1,950	0	131	0	186	885	0	148	0	0
Oberlin	0	11	927	0	347	0	183	4,135	8	434	0	0
Oregon	0	0	1,266	0	122	0	129	400	0	774	0	3
Ottawa County	0	33	642	0	72	0	100	3,661	0	320	0	0
Painesville	0	5	1,061	298	8	0	479	5,409	0	254	0	1
Parma	0	125	1,767	4,627	84	7	868	11,265	1	2,112	0	352
Perrysburg	1	23	1,343	0	96	0	214	5,800	1	752	0	5
Portage Co. (Kent)	0	1	416	384	632	0	199	1,980	13	366	0	3
Portage Co. (Ravenna)	0	11	933	927	1,429	2	273	12,457	31	1,294	0	3
Portsmouth	0	2	1,545	0	170	0	447	9,165	26	1,554	1	15
Putnam County	2	14	300	0	62	1	123	1,672	0	42	0	1
Rocky River	0	24	716	1,926	1,082	5	268	9,365	108	1,239	0	5
Sandusky	0	89	1,794	0	153	0	506	3,774	0	576	0	27
Shaker Heights	0	10	3,844	0	50	0	234	4,959	0	1,050	0	0
Shelby [PT]	0	0	225	0	14	27	10	873	0	38	0	1
Sidney	0	31	661	0	90	0	177	3,502	0	379	0	0
South Euclid	2	5	967	15	110	7	73	2,022	0	811	0	4
Steubenville	0	147	800	0	0	0	37	834	8	213	0	0
Stow	0	175	2,853	16	263	0	389	6,555	11	902	0	115
Struthers [PT]	3	6	578	0	485	3	100	1,211	0	320	0	50
Sylvania	0	0	1,016	0	651	2	592	4,378	0	1,563	0	3
Tiffin	0	23	557	0	3	0	26	2,784	2	122	0	1
Toledo	0	133	8,721	10,732	3,114	0	10,206	7,970	86	34,777	79	58
Toledo (Housing)	0	0	0	0	0	0	0	0	0	0	0	0
Upper Sandusky	0	43	1,020	0	9	0	44	5,506	0	440	0	0
Van Wert	0	2	660	0	122	3	130	3,536	0	265	0	25
Vandalia	0	29	2,753	862	261	0	728	6,073	0	1,973	0	2
Vermilion [PT]	0	1	1,537	0	216	1	37	1,467	0	456	0	10
Wadsworth	0	7	780	0	20	0	88	4,772	0	280	1	17
Warren	0	2	1,911	0	194	0	559	3,043	26	1,044	0	8
Washington C. H.	0	6	593	0	81	2	28	2,842	0	352	0	6
Wayne County	0	194	425	875	2	0	165	10,405	0	595	0	0
Willoughby	0	29	3,352	0	0	0	135	5,944	23	21	0	49
Xenia	0	14	2,357	0	451	0	245	3,806	0	820	0	0
Youngstown	3	10	1,832	766	911	0	550	1,136	184	1,512	0	113
Zanesville	0	13	861	1	2	0	50	2,126	0	98	0	2
Statewide*	187	6,439	190,396	91,253	39,869	321	103,459	702,237	2,961	233,081	87	12,200

* Due to issues arising during a case management system conversion, Lorain Municipal Court was only able to provide statistics for January through September.

Municipal Courts
Personal Injury and Property Damage Overall Caseloads
2013

Court	Cases Pending January 1	New Filings	Reactivations and Transfers	Total Cases	Total Terminations	Clearance Rate	Cases Pending December 31	Cases Pending Beyond Time Guidelines
Akron	89	280	24	393	283	93%	110	0
Alliance	1	5	0	6	4	80%	2	0
Ashland	6	13	0	19	15	115%	4	0
Ashtabula	16	16	0	32	19	119%	13	2
Athens County	10	11	3	24	17	121%	7	0
Auglaize County	2	12	0	14	10	83%	4	0
Avon Lake [PT]	8	15	0	23	14	93%	9	0
Barberton	11	24	2	37	25	96%	12	0
Bedford	6	9	1	16	3	30%	13	0
Bellefontaine	3	20	0	23	12	60%	11	0
Bellevue [PT]	0	7	0	7	5	71%	2	0
Berea	18	34	2	54	33	92%	21	0
Bowling Green	4	15	4	23	18	95%	5	0
Brown County	10	13	0	23	22	169%	1	0
Bryan	1	15	4	20	16	84%	4	0
Cambridge	8	23	0	31	21	91%	10	0
Campbell [PT]	0	1	0	1	1	100%	0	0
Canton	38	116	1	155	113	97%	42	0
Carroll County	1	0	0	1	1	-	0	0
Celina	5	13	2	20	18	120%	2	0
Champaign County	10	17	2	29	15	79%	14	3
Chardon	9	27	0	36	22	81%	14	0
Chillicothe	43	36	2	81	40	105%	41	0
Circleville	8	14	1	23	15	100%	8	0
Clark County	58	119	0	177	110	92%	67	0
Clermont County	42	63	10	115	77	105%	38	0
Cleveland	125	224	13	362	226	95%	136	0
Cleveland (Housing)	0	0	0	0	0	-	0	0
Cleveland Heights	13	13	1	27	15	107%	12	6
Clinton County	5	19	0	24	10	53%	14	0
Columbiana County	12	18	3	33	28	133%	5	0
Conneaut	1	3	0	4	4	133%	0	0
Coshocton	5	17	0	22	20	118%	2	0
Crawford County	4	21	0	25	15	71%	10	0
Darke County	10	16	0	26	20	125%	6	0
Dayton	1,398	173	0	1,571	155	90%	1,416	1
Defiance	8	14	0	22	17	121%	5	0
Delaware	13	35	6	54	39	95%	15	0
East Cleveland	0	0	0	0	0	-	0	0
East Liverpool	6	10	0	16	12	120%	4	1
Eaton	3	19	1	23	13	65%	10	0
Elyria	174	248	11	433	287	111%	146	0
Erie County	0	4	0	4	4	100%	0	0
Euclid	11	23	0	34	22	96%	12	0

Municipal Courts
Personal Injury and Property Damage Overall Caseloads
2013

Court	Cases Pending January 1	New Filings	Reactivations and Transfers	Total Cases	Total Terminations	Clearance Rate	Cases Pending December 31	Cases Pending Beyond Time Guidelines
Fairborn	14	51	0	65	29	57%	36	0
Fairfield	8	23	0	31	17	74%	14	0
Fairfield County	17	43	0	60	37	86%	23	0
Findlay	14	28	3	45	32	103%	13	0
Fostoria	1	0	0	1	1	-	0	0
Franklin [PT]	6	21	3	30	20	83%	10	0
Franklin County	577	1,154	43	1,774	1,204	101%	570	2
Franklin County (Env.)	0	0	0	0	0	-	0	0
Fremont	3	11	0	14	9	82%	5	0
Gallipolis	7	18	0	25	17	94%	8	0
Garfield Heights	5	23	3	31	17	65%	14	0
Girard	8	20	3	31	16	70%	15	0
Hamilton	41	68	5	114	82	112%	32	0
Hamilton County	407	685	15	1,107	672	96%	435	0
Hardin County [PT]	4	5	0	9	7	140%	2	0
Hillsboro	4	14	2	20	9	56%	11	0
Hocking County	1	10	0	11	5	50%	6	0
Holmes County	0	0	0	0	0	-	0	0
Huron [PT]	0	1	0	1	1	100%	0	0
Ironton	3	0	0	3	3	-	0	0
Jackson County	6	8	0	14	7	88%	7	1
Kettering	19	36	2	57	39	103%	18	0
Lakewood	4	13	1	18	15	107%	3	0
Lawrence County [PT]	6	11	1	18	11	92%	7	1
Lebanon [PT]	4	11	0	15	8	73%	7	0
Licking County	34	60	2	96	70	113%	26	0
Lima	9	70	0	79	51	73%	28	1
Lorain*	14	32	3	49	26	74%	-	-
Lyndhurst	16	14	4	34	15	83%	19	0
Madison County	5	9	0	14	7	78%	7	0
Mansfield	66	43	1	110	40	91%	70	0
Marietta	0	0	0	0	0	-	0	0
Marion	14	33	2	49	34	97%	15	0
Marysville	8	23	0	31	18	78%	13	0
Mason [PT]	5	17	3	25	16	80%	9	0
Massillon	38	82	0	120	79	96%	41	1
Maumee	14	23	0	37	26	113%	11	0
Medina	12	6	0	18	13	217%	5	0
Mentor	11	35	1	47	31	86%	16	0
Miami County	22	50	22	94	70	97%	24	0
Miamisburg	25	30	2	57	32	100%	25	0
Middletown	23	56	3	82	49	83%	33	0
Montgomery Co. [PT]	9	43	4	56	38	81%	18	0
Morrow County	22	11	0	33	17	155%	16	0

* Due to issues arising during a case management system conversion, Lorain Municipal Court was only able to provide statistics for January through September.

Municipal Courts
Personal Injury and Property Damage Overall Caseloads
2013

Court	Cases Pending January 1	New Filings	Reactivations and Transfers	Total Cases	Total Terminations	Clearance Rate	Cases Pending December 31	Cases Pending Beyond Time Guidelines
Mount Vernon	6	23	2	31	21	84%	10	0
Napoleon	2	3	0	5	4	133%	1	0
New Philadelphia	14	30	4	48	38	112%	10	0
Newton Falls	4	2	2	8	7	175%	1	0
Niles	9	18	0	27	19	106%	8	0
Norwalk	3	14	1	18	10	67%	8	0
Oakwood [PT]	0	0	0	0	0	-	0	0
Oberlin	5	20	0	25	21	105%	4	0
Oregon	6	16	1	23	17	100%	6	0
Ottawa County	6	10	0	16	10	100%	6	1
Painesville	16	34	2	52	41	114%	11	0
Parma	16	49	4	69	56	106%	13	0
Perrysburg	13	30	2	45	20	63%	25	0
Portage Co. (Kent)	5	19	1	25	15	75%	10	0
Portage Co. (Ravenna)	9	33	1	43	26	76%	17	0
Portsmouth	13	35	22	70	50	88%	20	1
Putnam County	0	0	0	0	0	-	0	0
Rocky River	4	13	0	17	11	85%	6	0
Sandusky	15	30	0	45	29	97%	16	0
Shaker Heights	10	16	4	30	25	125%	5	0
Shelby [PT]	0	0	0	0	0	-	0	0
Sidney	11	17	3	31	23	115%	8	0
South Euclid	8	5	0	13	12	240%	1	0
Steubenville	2	0	0	2	2	-	0	0
Stow	28	71	3	102	77	104%	25	0
Struthers [PT]	1	0	0	1	1	-	0	0
Sylvania	38	49	4	91	58	109%	33	0
Tiffin	0	0	0	0	0	-	0	0
Toledo	170	207	87	464	350	119%	114	3
Toledo (Housing)	1	0	0	1	1	-	0	0
Upper Sandusky	3	5	0	8	7	140%	1	0
Van Wert	1	2	0	3	2	100%	1	0
Vandalia	19	42	0	61	37	88%	24	0
Vermilion [PT]	1	0	0	1	1	-	0	0
Wadsworth	4	14	0	18	15	107%	3	0
Warren	31	39	8	78	51	109%	27	2
Washington C. H.	4	16	0	20	12	75%	8	0
Wayne County	14	26	0	40	27	104%	13	0
Willoughby	21	32	4	57	40	111%	17	0
Xenia	18	24	4	46	34	121%	12	0
Youngstown	45	72	0	117	91	126%	26	0
Zanesville	14	30	4	48	37	109%	11	0
Statewide*	4,291	5,712	384	10,387	6,004	98%	4,360	26

* Due to issues arising during a case management system conversion, Lorain Municipal Court was only able to provide statistics for January through September.

Municipal Courts
Personal Injury and Property Damage Terminations
2013

Court	Jury Trial	Court Trial	Default Hearing by Judge	Default Hearing by Magistrate	Dismissal: Want of Prosecution	Other Dismissals	Transferred Out	Private Judge	Unavailability of Party	Bankruptcy Stay/Interlocutory Appeal	Other Terminations
Akron	4	2	169	0	8	67	12	0	3	3	17
Alliance	0	0	2	0	0	2	0	0	0	0	0
Ashland	0	0	6	0	0	8	0	0	0	1	0
Ashtabula	0	0	11	0	0	2	0	0	0	0	6
Athens County	0	0	9	0	1	5	0	0	0	0	2
Auglaize County	0	0	8	0	0	2	0	0	0	0	0
Avon Lake [PT]	0	0	8	0	0	4	0	0	1	0	1
Barberton	0	1	13	0	0	10	0	0	0	0	1
Bedford	0	0	2	0	0	1	0	0	0	0	0
Bellefontaine	0	0	10	0	0	2	0	0	0	0	0
Bellevue [PT]	0	0	4	0	0	1	0	0	0	0	0
Berea	0	1	16	0	1	15	0	0	0	0	0
Bowling Green	0	0	11	0	0	5	0	0	0	0	2
Brown County	0	0	15	1	0	5	0	0	0	0	1
Bryan	0	0	6	0	0	5	0	0	0	0	5
Cambridge	0	1	14	0	0	4	0	0	0	0	2
Campbell [PT]	0	0	1	0	0	0	0	0	0	0	0
Canton	0	3	72	2	4	22	3	0	0	2	8
Carroll County	0	0	1	0	0	0	0	0	0	0	0
Celina	0	2	10	0	0	6	0	0	0	0	0
Champaign County	1	1	5	0	0	6	0	0	0	0	2
Chardon	0	1	10	1	0	7	0	0	0	0	2
Chillicothe	0	1	20	3	0	9	0	0	0	0	6
Circleville	0	2	9	0	0	4	0	0	0	0	0
Clark County	0	0	76	1	3	27	0	0	0	0	3
Clermont County	0	2	43	2	2	19	0	0	0	0	0
Cleveland	1	2	14	118	1	69	3	0	0	1	17
Cleveland (Housing)	0	0	0	0	0	0	0	0	0	0	0
Cleveland Heights	0	1	9	1	0	4	0	0	0	0	0
Clinton County	0	0	0	10	0	0	0	0	0	0	0
Columbiana County	0	0	22	0	0	4	0	0	0	0	2
Conneaut	0	0	2	0	0	2	0	0	0	0	0
Coshocton	0	2	12	0	0	3	0	0	0	0	3
Crawford County	0	2	12	0	0	1	0	0	0	0	0
Darke County	0	3	15	0	0	1	0	0	0	1	0
Dayton	0	1	96	0	10	30	1	0	0	0	14
Defiance	0	2	11	0	0	4	0	0	0	0	0
Delaware	0	1	9	10	3	11	1	0	0	0	3
East Cleveland	0	0	0	0	0	0	0	0	0	0	0
East Liverpool	0	1	10	0	0	1	0	0	0	0	0
Eaton	0	0	9	0	0	3	0	0	0	0	1
Elyria	0	0	0	164	18	71	0	0	0	9	25
Erie County	0	0	4	0	0	1	0	0	0	0	0
Euclid	0	0	18	0	1	3	0	0	0	0	0

Municipal Courts
Personal Injury and Property Damage Terminations
2013

Court	Jury Trial	Court Trial	Default Hearing by Judge	Default Hearing by Magistrate	Dismissal: Want of Prosecution	Other Dismissals	Transferred Out	Private Judge	Unavailability of Party	Bankruptcy Stay/Interlocutory Appeal	Other Terminations
Fairborn	0	1	15	1	2	8	0	0	0	1	1
Fairfield	0	0	2	6	0	6	0	1	1	1	0
Fairfield County	0	2	28	0	0	7	0	0	0	0	0
Findlay	0	0	19	0	1	8	3	0	0	1	0
Fostoria	0	0	0	0	1	0	0	0	0	0	0
Franklin [PT]	0	0	11	0	0	9	0	0	0	0	0
Franklin County	2	5	726	4	49	308	5	0	2	6	96
Franklin County (Env.)	0	0	0	0	0	0	0	0	0	0	0
Fremont	0	0	4	0	0	5	0	0	0	0	0
Gallipolis	0	0	14	0	0	2	0	0	0	1	0
Garfield Heights	0	0	0	0	3	3	0	0	0	0	11
Girard	0	0	7	0	0	6	0	0	0	0	3
Hamilton	0	3	40	4	3	20	0	0	0	0	12
Hamilton County	0	1	606	0	49	0	5	0	0	2	11
Hardin County [PT]	0	2	4	0	0	1	0	0	0	0	0
Hillsboro	0	0	8	0	0	1	0	0	0	0	0
Hocking County	0	0	4	0	0	1	0	0	0	0	0
Holmes County	0	0	0	0	0	0	0	0	0	0	0
Huron [PT]	0	0	0	0	0	1	0	0	0	0	0
Ironton	0	0	0	1	0	2	0	0	0	0	0
Jackson County	0	1	6	0	0	0	0	0	0	0	0
Kettering	0	0	23	0	4	8	0	0	0	3	2
Lakewood	0	0	7	0	0	6	0	0	0	0	2
Lawrence County [PT]	0	1	7	0	0	3	0	0	0	0	0
Lebanon [PT]	1	0	3	0	0	4	0	0	0	0	0
Licking County	0	0	47	0	2	15	0	0	0	1	5
Lima	0	0	44	1	0	11	0	0	0	0	3
Lorain*	0	0	16	2	0	5	0	0	0	1	2
Lyndhurst	0	0	5	0	0	10	0	0	0	0	0
Madison County	0	0	5	0	0	2	0	0	0	0	0
Mansfield	0	2	0	22	0	12	0	0	0	0	4
Marietta	0	0	0	0	0	0	0	0	0	0	0
Marion	0	0	24	0	0	6	0	0	1	0	3
Marysville	0	0	15	0	0	3	0	0	0	0	0
Mason [PT]	0	1	8	0	0	4	0	0	0	0	0
Massillon	0	1	46	0	3	26	1	0	0	1	1
Maumee	0	0	16	0	0	10	0	0	0	0	0
Medina	0	0	5	2	3	3	0	0	0	0	0
Mentor	0	2	11	0	3	11	1	0	0	1	2
Miami County	0	0	29	1	0	13	0	0	1	2	25
Miamisburg	0	1	21	1	0	8	0	0	0	0	1
Middletown	0	3	0	37	3	5	0	0	0	1	0
Montgomery Co. [PT]	0	1	25	0	1	7	0	0	0	0	4
Morrow County	0	0	0	13	0	4	0	0	0	0	0

* Due to issues arising during a case management system conversion, Lorain Municipal Court was only able to provide statistics for January through September.

Municipal Courts
Personal Injury and Property Damage Terminations
2013

Court	Jury Trial	Court Trial	Default Hearing by Judge	Default Hearing by Magistrate	Dismissal: Want of Prosecution	Other Dismissals	Transferred Out	Private Judge	Unavailability of Party	Bankruptcy Stay/Interlocutory Appeal	Other Terminations
Mount Vernon	0	1	16	0	1	3	0	0	0	0	2
Napoleon	0	0	3	0	0	1	0	0	0	0	0
New Philadelphia	0	1	25	0	0	10	0	0	0	0	0
Newton Falls	0	0	4	0	0	2	0	0	0	0	1
Niles	0	0	17	0	0	0	0	0	0	1	1
Norwalk	0	1	5	0	0	3	0	0	0	1	0
Oakwood [PT]	0	0	0	0	0	0	0	0	0	0	0
Oberlin	0	0	14	0	1	6	0	0	0	0	0
Oregon	0	0	10	0	0	5	0	0	0	0	2
Ottawa County	0	0	3	0	1	7	0	0	0	1	2
Painesville	0	3	13	0	4	21	0	0	0	0	0
Parma	0	0	23	0	1	25	1	0	0	0	6
Perrysburg	0	0	12	0	0	8	0	0	0	0	0
Portage Co. (Kent)	0	0	9	0	2	4	0	0	0	0	0
Portage Co. (Ravenna)	0	0	6	6	1	12	0	0	0	0	0
Portsmouth	0	4	18	1	0	6	0	0	18	0	3
Putnam County	0	0	0	0	0	0	0	0	0	0	0
Rocky River	0	0	5	0	1	3	0	0	0	1	0
Sandusky	0	1	19	0	1	8	0	0	0	0	0
Shaker Heights	0	0	11	0	0	4	0	0	0	0	8
Shelby [PT]	0	0	0	0	0	0	0	0	0	0	0
Sidney	0	0	11	0	1	8	0	0	0	0	0
South Euclid	0	0	4	0	3	5	0	0	0	0	0
Steubenville	0	0	0	0	0	2	0	0	0	0	0
Stow	1	3	31	0	4	25	4	0	0	1	8
Struthers [PT]	0	0	0	0	0	0	0	0	0	0	1
Sylvania	0	2	29	0	0	25	0	0	0	0	2
Tiffin	0	0	0	0	0	0	0	0	0	0	0
Toledo	0	3	153	0	12	149	1	0	0	8	30
Toledo (Housing)	0	0	0	0	0	1	0	0	0	0	0
Upper Sandusky	0	0	4	0	1	1	0	0	0	0	1
Van Wert	0	0	2	0	0	0	0	0	0	0	0
Vandalia	0	0	2	21	1	13	0	0	0	0	0
Vermilion [PT]	0	0	0	0	0	1	0	0	0	0	0
Wadsworth	0	1	9	0	0	5	0	0	0	0	0
Warren	0	6	0	29	3	12	1	0	0	0	0
Washington C. H.	0	2	8	0	0	2	0	0	0	0	0
Wayne County	0	0	16	0	0	7	0	0	0	0	4
Willoughby	0	0	18	0	15	1	2	0	0	0	3
Xenia	0	1	16	0	0	13	0	0	0	0	4
Youngstown	0	1	63	1	0	22	0	0	0	0	4
Zanesville	0	0	18	0	0	7	0	0	0	0	12
Statewide*	10	89	3,242	466	232	1,437	44	1	27	52	405

* Due to issues arising during a case management system conversion, Lorain Municipal Court was only able to provide statistics for January through September.

Municipal Courts
Contracts Overall Caseloads
2013

Court	Cases Pending January 1	New Filings	Reactivations and Transfers	Total Cases	Total Terminations	Clearance Rate	Cases Pending December 31	Cases Pending Beyond Time Guidelines
Akron	1,981	4,992	507	7,480	6,071	110%	1,409	0
Alliance	221	700	7	928	778	110%	150	0
Ashland	362	938	77	1,377	1,086	107%	291	0
Ashtabula	151	414	99	664	591	115%	73	14
Athens County	296	526	17	839	600	110%	239	2
Auglaize County	193	735	7	935	772	104%	163	0
Avon Lake [PT]	166	350	2	518	402	114%	116	0
Barberton	546	1,162	364	2,072	1,703	112%	369	6
Bedford	1,134	2,072	163	3,369	2,456	110%	913	0
Bellefontaine	197	650	0	847	708	109%	139	0
Bellevue [PT]	123	320	9	452	333	101%	119	3
Berea	764	1,529	195	2,488	1,721	100%	767	0
Bowling Green	349	788	10	1,147	917	115%	230	0
Brown County	173	353	108	634	483	105%	151	0
Bryan	201	717	90	1,008	849	105%	159	0
Cambridge	196	447	1	644	525	117%	119	1
Campbell [PT]	43	77	0	120	86	112%	34	1
Canton	973	3,748	4	4,725	3,821	102%	904	1
Carroll County	70	188	0	258	203	108%	55	0
Celina	151	570	4	725	608	106%	117	0
Champaign County	311	503	0	814	649	129%	165	16
Chardon	300	465	42	807	611	121%	196	2
Chillicothe	521	811	196	1,528	1,086	108%	442	0
Circleville	277	817	13	1,107	891	107%	216	2
Clark County	1,247	1,787	382	3,416	2,208	102%	1,208	0
Clermont County	593	1,227	503	2,323	1,842	106%	481	1
Cleveland	2,795	4,458	150	7,403	5,040	109%	2,363	241
Cleveland (Housing)	0	0	0	0	0	-	0	0
Cleveland Heights	178	389	0	567	352	90%	215	23
Clinton County	244	458	98	800	588	106%	212	51
Columbiana County	516	2,087	230	2,833	2,170	94%	663	11
Conneaut	31	109	0	140	115	106%	25	1
Coshocton	86	249	5	340	272	107%	68	0
Crawford County	321	999	0	1,320	1,034	104%	286	2
Darke County	229	718	3	950	762	106%	188	0
Dayton	678	3,294	27	3,999	3,588	108%	411	4
Defiance	164	736	124	1,024	847	98%	177	0
Delaware	474	1,078	258	1,810	1,538	115%	272	0
East Cleveland	299	165	1	465	123	74%	342	0
East Liverpool	109	259	132	500	389	99%	111	26
Eaton	156	363	116	635	496	104%	139	5
Elyria	675	960	41	1,676	1,173	117%	503	7
Erie County	38	73	0	111	92	126%	19	0
Euclid	668	1,278	130	2,076	1,740	124%	336	0

Municipal Courts
Contracts Overall Caseloads
2013

Court	Cases Pending January 1	New Filings	Reactivations and Transfers	Total Cases	Total Terminations	Clearance Rate	Cases Pending December 31	Cases Pending Beyond Time Guidelines
Fairborn	303	861	4	1,168	838	97%	330	7
Fairfield	339	438	2	779	480	109%	299	27
Fairfield County	818	1,669	3	2,490	1,966	118%	524	2
Findlay	414	1,291	196	1,901	1,571	106%	330	0
Fostoria	104	464	3	571	425	91%	146	5
Franklin [PT]	109	198	22	329	232	105%	97	3
Franklin County	7,869	13,659	362	21,890	16,455	117%	5,435	86
Franklin County (Env.)	0	0	0	0	0	-	0	0
Fremont	124	407	9	540	442	106%	98	0
Gallipolis	141	295	2	438	337	113%	101	0
Garfield Heights	398	1,008	532	1,938	1,617	105%	321	0
Girard	208	503	6	717	580	114%	137	8
Hamilton	456	728	258	1,442	1,165	118%	277	7
Hamilton County	5,039	10,787	174	16,000	11,446	104%	4,554	0
Hardin County [PT]	113	397	0	510	387	97%	123	0
Hillsboro	143	312	118	573	475	110%	98	1
Hocking County	160	399	0	559	423	106%	136	1
Holmes County	104	251	0	355	248	99%	107	51
Huron [PT]	39	97	0	136	101	104%	35	1
Ironton	107	235	0	342	240	102%	102	0
Jackson County	2	1	0	3	1	100%	2	2
Kettering	432	551	18	1,001	802	141%	199	6
Lakewood	195	556	15	766	613	107%	153	0
Lawrence County [PT]	184	393	122	699	499	97%	200	9
Lebanon [PT]	108	208	2	318	251	120%	67	2
Licking County	563	1,373	211	2,147	1,810	114%	337	1
Lima	1,028	2,612	320	3,960	3,039	104%	921	170
Lorain*	543	744	46	1,333	973	123%	-	-
Lyndhurst	637	904	20	1,561	1,089	118%	472	0
Madison County	164	431	10	605	460	104%	145	0
Mansfield	402	1,445	20	1,867	954	65%	913	4
Marietta	202	469	239	910	762	108%	148	1
Marion	289	420	275	984	814	117%	170	0
Marysville	192	519	5	716	546	104%	170	0
Mason [PT]	291	519	63	873	657	113%	216	3
Massillon	545	1,416	138	2,099	1,689	109%	410	6
Maumee	191	447	4	642	532	118%	110	1
Medina	634	1,103	13	1,750	1,350	121%	400	2
Mentor	309	599	26	934	748	120%	186	1
Miami County	718	1,298	979	2,995	2,493	109%	502	32
Miamisburg	313	728	7	1,048	831	113%	217	0
Middletown	529	882	57	1,468	1,094	117%	374	6
Montgomery Co. [PT]	524	888	16	1,428	1,170	129%	258	0
Morrow County	456	309	0	765	338	109%	427	0

* Due to issues arising during a case management system conversion, Lorain Municipal Court was only able to provide statistics for January through September.

Municipal Courts
Contracts Overall Caseloads
2013

Court	Cases Pending January 1	New Filings	Reactivations and Transfers	Total Cases	Total Terminations	Clearance Rate	Cases Pending December 31	Cases Pending Beyond Time Guidelines
Mount Vernon	185	344	62	591	476	117%	115	3
Napoleon	83	301	3	387	314	103%	73	0
New Philadelphia	272	462	31	765	565	115%	200	21
Newton Falls	53	79	0	132	112	142%	20	0
Niles	207	520	9	736	590	112%	146	1
Norwalk	270	944	30	1,244	1,030	106%	214	0
Oakwood [PT]	0	0	0	0	0	-	0	0
Oberlin	214	485	3	702	585	120%	117	0
Oregon	102	403	510	1,015	918	101%	97	0
Ottawa County	125	393	11	529	393	97%	136	0
Painesville	370	864	104	1,338	1,078	111%	260	0
Parma	1,142	1,911	30	3,083	2,296	118%	787	0
Perrysburg	726	884	13	1,623	1,003	112%	620	0
Portage Co. (Kent)	208	521	63	792	646	111%	146	0
Portage Co. (Ravenna)	600	1,441	307	2,348	1,957	112%	391	0
Portsmouth	424	987	460	1,871	1,466	101%	405	12
Putnam County	75	399	0	474	382	96%	92	0
Rocky River	434	945	21	1,400	1,109	115%	291	0
Sandusky	542	1,481	3	2,026	1,581	107%	445	36
Shaker Heights	289	426	6	721	561	130%	160	0
Shelby [PT]	8	234	5	247	191	80%	56	0
Sidney	297	983	60	1,340	1,132	109%	208	0
South Euclid	187	274	7	468	352	125%	116	9
Steubenville	0	0	0	0	0	-	0	0
Stow	883	1,955	11	2,849	2,151	109%	698	0
Struthers [PT]	341	453	1	795	482	106%	313	196
Sylvania	520	1,092	34	1,646	1,127	100%	519	0
Tiffin	177	508	6	691	582	113%	109	1
Toledo	3,977	8,104	2,709	14,790	11,579	107%	3,211	42
Toledo (Housing)	3	4	3	10	8	114%	2	0
Upper Sandusky	10	53	0	63	54	102%	9	0
Van Wert	161	516	0	677	537	104%	140	7
Vandalia	315	586	2	903	689	117%	214	0
Vermilion [PT]	127	206	5	338	269	127%	69	0
Wadsworth	139	225	5	369	283	123%	86	0
Warren	698	1,227	308	2,233	1,774	116%	459	126
Washington C. H.	140	275	0	415	319	116%	96	0
Wayne County	498	1,061	8	1,567	1,255	117%	312	1
Willoughby	636	1,048	12	1,696	1,287	121%	409	0
Xenia	299	614	181	1,094	904	114%	190	0
Youngstown	816	1,421	79	2,316	1,755	117%	561	31
Zanesville	0	5	0	5	4	80%	1	0
Statewide*	62,192	132,007	13,514	207,713	159,058	109%	48,295	1,351

* Due to issues arising during a case management system conversion, Lorain Municipal Court was only able to provide statistics for January through September.

Municipal Courts
Contracts Terminations
2013

Court	Jury Trial	Court Trial	Default Hearing by Judge	Default Hearing by Magistrate	Dismissal: Want of Prosecution	Other Dismissals	Transferred Out	Private Judge	Unavailability of Party	Bankruptcy Stay/Interlocutory Appeal	Other Terminations
Akron	1	10	3,717	3	508	1,333	71	0	3	126	307
Alliance	0	4	583	0	44	121	9	0	3	9	4
Ashland	0	2	775	0	29	257	0	0	0	20	3
Ashtabula	0	0	383	0	0	182	0	0	0	10	16
Athens County	0	7	339	0	82	64	0	0	0	12	96
Auglaize County	3	0	581	0	0	168	0	0	2	12	4
Avon Lake [PT]	0	27	219	0	0	153	0	0	0	0	2
Barberton	0	56	963	0	0	640	1	0	0	30	14
Bedford	0	0	1,464	0	28	898	3	0	0	48	15
Bellefontaine	0	1	567	0	25	103	0	0	0	9	0
Bellevue [PT]	1	14	260	0	4	44	0	0	6	4	0
Berea	0	61	1,163	0	26	428	0	0	0	40	0
Bowling Green	0	1	600	0	48	157	1	0	0	21	88
Brown County	1	2	174	73	4	175	0	0	0	29	23
Bryan	0	0	557	0	29	202	0	0	0	8	53
Cambridge	0	2	338	1	0	106	0	0	0	10	70
Campbell [PT]	1	5	56	0	2	20	0	0	0	2	0
Canton	0	15	2,750	30	211	614	6	0	1	73	123
Carroll County	0	0	112	0	0	57	0	0	0	8	26
Celina	0	13	443	1	21	124	0	0	0	4	1
Champaign County	0	3	326	4	69	126	2	0	0	23	95
Chardon	0	5	163	21	53	183	0	0	0	17	168
Chillicothe	0	4	490	43	0	396	0	3	0	15	136
Circleville	0	44	623	2	0	178	0	0	1	31	12
Clark County	0	66	1,384	23	116	588	0	0	3	24	6
Clermont County	0	39	805	44	76	595	2	0	0	32	0
Cleveland	1	8	457	3,293	30	836	4	0	0	116	295
Cleveland (Housing)	0	0	0	0	0	0	0	0	0	0	0
Cleveland Heights	0	5	153	34	13	140	0	0	1	5	1
Clinton County	0	4	1	384	0	198	0	0	1	0	0
Columbiana County	0	2	1,520	0	82	495	3	0	5	0	59
Conneaut	0	0	62	0	14	33	0	0	0	5	0
Coshocton	0	1	186	0	17	46	1	0	0	9	10
Crawford County	0	40	812	0	0	158	0	0	0	20	4
Darke County	0	22	612	1	0	108	0	1	0	12	6
Dayton	0	7	2,529	1	283	453	25	0	0	74	305
Defiance	0	41	523	0	25	242	0	0	0	9	7
Delaware	0	21	204	469	170	495	0	0	0	38	130
East Cleveland	0	0	115	0	0	8	0	0	0	0	0
East Liverpool	0	6	199	0	0	185	1	0	0	9	5
Eaton	0	0	277	0	0	209	0	0	0	10	0
Elyria	0	0	0	625	145	226	1	0	0	54	122
Erie County	0	7	60	0	0	20	0	0	0	3	1
Euclid	0	0	1,171	0	92	386	0	0	68	21	2

Municipal Courts
Contracts Terminations
2013

Court	Jury Trial	Court Trial	Default Hearing by Judge	Default Hearing by Magistrate	Dismissal: Want of Prosecution	Other Dismissals	Transferred Out	Private Judge	Unavailability of Party	Bankruptcy Stay/Interlocutory Appeal	Other Terminations
Fairborn	1	3	535	22	71	112	2	0	0	11	77
Fairfield	12	7	54	113	66	146	0	3	18	15	43
Fairfield County	0	87	1,379	0	0	428	0	0	0	72	0
Findlay	0	2	919	0	83	513	11	0	5	11	24
Fostoria	0	1	341	0	12	60	0	0	0	2	8
Franklin [PT]	0	0	169	0	0	56	0	0	0	5	2
Franklin County	4	21	10,278	47	1,452	3,055	37	0	10	423	1,137
Franklin County (Env.)	0	0	0	0	0	0	0	0	0	0	0
Fremont	0	2	343	0	24	56	0	0	0	3	14
Gallipolis	0	0	233	0	17	78	0	0	2	6	1
Garfield Heights	0	30	12	1	170	636	3	2	0	34	727
Girard	1	2	413	0	18	103	1	0	0	14	28
Hamilton	0	16	369	141	105	354	1	0	0	15	164
Hamilton County	0	26	10,319	0	982	0	11	0	0	23	52
Hardin County [PT]	0	5	294	0	18	58	0	0	0	9	3
Hillsboro	0	0	254	0	0	213	0	0	0	8	0
Hocking County	0	8	337	0	1	67	0	0	0	7	3
Holmes County	0	0	198	1	0	47	0	0	0	1	2
Huron [PT]	0	0	76	0	2	18	1	0	0	3	1
Ironton	0	2	29	110	11	87	0	0	0	1	0
Jackson County	0	0	0	0	0	1	0	0	0	0	0
Kettering	0	17	472	0	92	180	2	0	0	55	15
Lakewood	0	0	366	0	2	159	0	0	0	18	68
Lawrence County [PT]	1	3	283	0	4	198	1	0	0	8	0
Lebanon [PT]	16	7	148	2	6	54	0	0	10	4	4
Licking County	0	0	841	1	202	453	2	0	2	56	253
Lima	1	6	2,170	9	25	782	0	0	1	50	92
Lorain*	3	43	323	89	0	267	0	1	1	15	230
Lyndhurst	0	0	643	0	92	312	1	0	0	38	1
Madison County	0	2	268	1	0	178	0	0	0	10	1
Mansfield	0	0	2	572	0	139	0	0	0	13	228
Marietta	0	48	320	0	0	389	0	0	0	0	5
Marion	0	1	266	7	0	406	0	0	0	12	122
Marysville	0	0	415	0	0	128	0	0	3	0	0
Mason [PT]	2	13	380	1	28	157	2	0	0	14	2
Massillon	0	2	1,117	8	63	436	1	0	0	61	1
Maumee	0	3	292	0	41	179	0	0	0	4	13
Medina	0	0	833	118	72	257	1	0	0	61	5
Mentor	2	7	356	1	83	244	0	0	2	24	29
Miami County	3	1	805	94	0	578	21	11	5	146	845
Miamisburg	0	6	480	3	111	117	1	0	0	25	88
Middletown	0	72	0	733	118	136	0	0	0	25	0
Montgomery Co. [PT]	1	28	760	0	77	200	0	0	0	30	74
Morrow County	0	0	0	269	8	58	0	0	0	0	0

* Due to issues arising during a case management system conversion, Lorain Municipal Court was only able to provide statistics for January through September.

Municipal Courts
Contracts Terminations
2013

Court	Jury Trial	Court Trial	Default Hearing by Judge	Default Hearing by Magistrate	Dismissal: Want of Prosecution	Other Dismissals	Transferred Out	Private Judge	Unavailability of Party	Bankruptcy Stay/Interlocutory Appeal	Other Terminations
Mount Vernon	1	38	243	0	26	133	0	0	0	25	7
Napoleon	0	3	244	0	1	62	0	0	0	4	0
New Philadelphia	0	20	343	23	0	161	0	0	0	8	6
Newton Falls	0	13	53	0	4	35	0	0	0	3	4
Niles	1	2	434	0	6	37	1	0	0	14	95
Norwalk	0	14	764	0	48	162	2	0	0	18	22
Oakwood [PT]	0	0	0	0	0	0	0	0	0	0	0
Oberlin	0	0	347	0	51	111	0	0	0	12	63
Oregon	0	1	265	0	14	367	1	0	0	6	264
Ottawa County	0	2	229	0	27	117	4	0	0	0	14
Painesville	0	14	531	4	104	296	5	0	1	31	93
Parma	0	2	1,101	0	67	946	4	0	0	62	118
Perrysburg	1	37	624	4	20	271	1	0	1	6	38
Portage Co. (Kent)	0	6	357	34	48	119	4	0	1	20	56
Portage Co. (Ravenna)	0	16	992	80	129	537	6	0	0	61	132
Portsmouth	0	64	704	4	61	285	1	0	267	13	67
Putnam County	1	0	259	0	0	93	0	0	0	0	29
Rocky River	0	7	566	1	187	314	10	0	1	18	5
Sandusky	0	18	1,270	0	77	212	1	0	0	0	3
Shaker Heights	0	0	353	0	10	190	0	0	1	6	0
Shelby [PT]	3	0	160	1	1	15	0	0	1	2	7
Sidney	0	10	819	0	115	114	0	0	0	15	0
South Euclid	19	11	230	0	13	69	0	0	0	7	3
Steubenville	0	1	0	0	0	1	0	0	0	0	0
Stow	0	145	1,305	5	169	405	9	0	0	29	84
Struthers [PT]	3	12	353	0	0	92	0	0	0	6	16
Sylvania	2	7	780	1	0	318	0	0	1	17	1
Tiffin	0	0	344	0	43	108	0	2	0	6	79
Toledo	1	21	6,148	3	569	3,273	15	0	0	133	1,389
Toledo (Housing)	0	1	0	0	1	2	1	0	0	0	5
Upper Sandusky	1	0	40	1	2	5	0	0	0	1	4
Van Wert	0	10	422	0	0	96	0	0	0	9	1
Vandalia	0	4	18	432	54	144	0	0	0	22	15
Vermilion [PT]	0	4	147	0	30	54	0	1	0	14	19
Wadsworth	0	13	145	0	0	104	2	0	0	6	12
Warren	0	64	6	1,023	27	618	3	0	0	28	4
Washington C. H.	0	17	244	0	0	39	1	0	0	18	0
Wayne County	1	10	905	4	10	198	0	0	2	13	112
Willoughby	0	18	695	0	362	114	2	0	0	28	68
Xenia	0	14	447	0	40	357	1	0	0	28	17
Youngstown	0	1	1,305	2	1	315	6	0	1	33	91
Zanesville	0	0	2	0	0	2	0	0	0	0	0
Statewide*	89	1,636	91,002	9,017	8,619	35,136	309	24	430	3,056	9,514

* Due to issues arising during a case management system conversion, Lorain Municipal Court was only able to provide statistics for January through September.

Municipal Courts
Forcible Entry and Detainer Overall Caseloads
2013

Court	Cases Pending January 1	New Filings	Reactivations and Transfers	Total Cases	Total Terminations	Clearance Rate	Cases Pending December 31	Cases Pending Beyond Time Guidelines
Akron	1,556	4,080	103	5,739	4,144	99%	1,595	0
Alliance	182	323	0	505	337	104%	168	0
Ashland	29	127	1	157	120	94%	37	0
Ashtabula	88	307	0	395	371	121%	24	8
Athens County	81	215	2	298	225	104%	73	0
Auglaize County	7	83	0	90	83	100%	7	0
Avon Lake [PT]	31	109	1	141	127	115%	14	1
Barberton	362	634	11	1,007	751	116%	256	6
Bedford	133	2,152	15	2,300	2,140	99%	160	0
Bellefontaine	148	270	0	418	252	93%	166	0
Bellevue [PT]	10	74	1	85	73	97%	12	0
Berea	109	518	47	674	541	96%	133	0
Bowling Green	132	260	3	395	244	93%	151	0
Brown County	12	170	3	185	147	85%	38	0
Bryan	46	124	0	170	130	105%	40	0
Cambridge	17	142	0	159	141	99%	18	0
Campbell [PT]	5	125	0	130	126	101%	4	0
Canton	1,093	2,370	3	3,466	2,378	100%	1,088	0
Carroll County	11	76	1	88	82	106%	6	0
Celina	29	121	0	150	122	101%	28	0
Champaign County	57	200	0	257	239	120%	18	1
Chardon	18	175	1	194	178	101%	16	0
Chillicothe	330	450	3	783	458	101%	325	0
Circleville	50	346	1	397	352	101%	45	0
Clark County	91	1,256	0	1,347	1,156	92%	191	0
Clermont County	199	1,744	147	2,090	1,858	98%	232	0
Cleveland	0	0	0	0	0	-	0	0
Cleveland (Housing)	2,170	11,015	46	13,231	10,946	99%	2,285	2
Cleveland Heights	335	578	0	913	614	106%	299	44
Clinton County	57	252	4	313	260	102%	53	10
Columbiana County	38	273	2	313	282	103%	31	0
Conneaut	3	68	0	71	65	96%	6	0
Coshocton	26	129	4	159	119	89%	40	0
Crawford County	42	265	0	307	267	101%	40	1
Darke County	33	155	0	188	166	107%	22	0
Dayton	1,707	2,697	0	4,404	2,509	93%	1,895	0
Defiance	25	166	0	191	162	98%	29	0
Delaware	63	475	20	558	497	100%	61	0
East Cleveland	1,548	711	2	2,261	300	42%	1,961	0
East Liverpool	11	71	1	83	78	108%	5	0
Eaton	7	159	2	168	159	99%	9	0
Elyria	580	945	41	1,566	1,162	118%	404	0
Erie County	3	22	0	25	22	100%	3	0
Euclid	561	1,691	2	2,254	1,575	93%	679	0

Municipal Courts
Forcible Entry and Detainer Overall Caseloads
2013

Court	Cases Pending January 1	New Filings	Reactivations and Transfers	Total Cases	Total Terminations	Clearance Rate	Cases Pending December 31	Cases Pending Beyond Time Guidelines
Fairborn	273	492	0	765	523	106%	242	0
Fairfield	110	631	0	741	637	101%	104	6
Fairfield County	242	958	2	1,202	943	98%	259	0
Findlay	67	282	2	351	308	108%	43	0
Fostoria	60	99	2	161	106	105%	55	1
Franklin [PT]	35	241	3	279	251	103%	28	0
Franklin County	12,617	19,566	144	32,327	20,033	102%	12,294	230
Franklin County (Env.)	0	0	1	1	0	0%	1	0
Fremont	20	164	1	185	153	93%	32	0
Gallipolis	23	120	0	143	133	111%	10	0
Garfield Heights	157	867	24	1,048	908	102%	140	0
Girard	38	271	0	309	259	96%	50	5
Hamilton	155	1,426	10	1,591	1,425	99%	166	0
Hamilton County	9,979	13,583	38	23,600	13,575	100%	10,025	0
Hardin County [PT]	22	120	1	143	112	93%	31	0
Hillsboro	17	166	1	184	168	101%	16	0
Hocking County	38	87	0	125	105	121%	20	1
Holmes County	18	53	1	72	39	72%	33	17
Huron [PT]	4	46	0	50	48	104%	2	0
Ironton	15	152	0	167	160	105%	7	0
Jackson County	170	159	1	330	91	57%	239	157
Kettering	128	179	2	309	207	114%	102	3
Lakewood	129	896	8	1,033	923	102%	110	0
Lawrence County [PT]	12	146	2	160	156	105%	4	0
Lebanon [PT]	49	198	0	247	207	105%	40	0
Licking County	231	933	7	1,171	951	101%	220	0
Lima	99	872	1	972	822	94%	150	34
Lorain*	231	951	15	1,197	920	95%	-	-
Lyndhurst	41	847	3	891	767	90%	124	0
Madison County	12	186	1	199	178	95%	21	0
Mansfield	945	891	2	1,838	901	101%	937	0
Marietta	51	169	0	220	174	103%	46	1
Marion	342	655	19	1,016	632	94%	384	1
Marysville	20	193	0	213	189	98%	24	0
Mason [PT]	40	263	2	305	282	106%	23	0
Massillon	423	635	1	1,059	628	99%	431	59
Maumee	23	93	0	116	96	103%	20	0
Medina	132	437	10	579	417	93%	162	5
Mentor	46	214	5	265	213	97%	52	0
Miami County	139	554	33	726	593	101%	133	3
Miamisburg	380	903	0	1,283	853	94%	430	0
Middletown	238	1,637	27	1,902	1,620	97%	282	0
Montgomery Co. [PT]	260	1,099	5	1,364	1,153	104%	211	0
Morrow County	221	103	0	324	97	94%	227	0

* Due to issues arising during a case management system conversion, Lorain Municipal Court was only able to provide statistics for January through September.

Municipal Courts
Forcible Entry and Detainer Overall Caseloads
2013

Court	Cases Pending January 1	New Filings	Reactivations and Transfers	Total Cases	Total Terminations	Clearance Rate	Cases Pending December 31	Cases Pending Beyond Time Guidelines
Mount Vernon	88	257	0	345	298	116%	47	0
Napoleon	6	84	0	90	79	94%	11	0
New Philadelphia	68	289	11	368	337	112%	31	0
Newton Falls	6	110	1	117	104	94%	13	0
Niles	62	302	3	367	308	101%	59	1
Norwalk	30	261	3	294	270	102%	24	0
Oakwood [PT]	0	3	0	3	3	100%	0	0
Oberlin	35	104	0	139	113	109%	26	0
Oregon	23	117	11	151	117	91%	34	0
Ottawa County	31	126	5	162	123	94%	39	0
Painesville	79	491	16	586	499	98%	87	0
Parma	787	1,377	3	2,167	1,309	95%	858	0
Perrysburg	227	362	1	590	361	99%	229	0
Portage Co. (Kent)	65	439	7	511	424	95%	87	0
Portage Co. (Ravenna)	178	603	19	800	599	96%	201	2
Portsmouth	41	434	4	479	422	96%	57	0
Putnam County	3	26	0	29	28	108%	1	0
Rocky River	91	435	0	526	437	100%	89	0
Sandusky	167	522	1	690	568	109%	122	1
Shaker Heights	261	452	1	714	411	91%	303	0
Shelby [PT]	52	64	3	119	84	125%	35	0
Sidney	57	312	11	380	334	103%	46	0
South Euclid	42	193	0	235	186	96%	49	4
Stuebenville	10	212	1	223	209	98%	14	1
Stow	230	859	2	1,091	818	95%	273	1
Struthers [PT]	47	98	0	145	99	101%	46	22
Sylvania	127	505	19	651	530	101%	121	0
Tiffin	24	156	0	180	154	99%	26	1
Toledo	0	0	0	0	0	-	0	0
Toledo (Housing)	2,011	6,696	319	9,026	6,822	97%	2,204	8
Upper Sandusky	6	61	0	67	60	98%	7	0
Van Wert	26	97	0	123	85	88%	38	1
Vandalia	132	775	0	907	770	99%	137	0
Vermilion [PT]	22	69	0	91	76	110%	15	0
Wadsworth	34	148	1	183	152	102%	31	0
Warren	187	870	13	1,070	926	105%	144	6
Washington C. H.	57	143	0	200	120	84%	80	0
Wayne County	102	575	6	683	592	102%	91	0
Willoughby	150	685	7	842	697	101%	145	0
Xenia	57	253	0	310	252	100%	58	0
Youngstown	213	1,096	21	1,330	1,075	96%	255	2
Zanesville	58	388	1	447	391	101%	56	1
Statewide*	46,179	109,709	1,331	157,219	110,155	99%	46,787	647

* Due to issues arising during a case management system conversion, Lorain Municipal Court was only able to provide statistics for January through September.

Municipal Courts
Forcible Entry and Detainer Terminations
2013

Court	Jury Trial	Court Trial	Default Hearing by Judge	Default Hearing by Magistrate	Dismissal: Want of Prosecution	Other Dismissals	Transferred Out	Private Judge	Unavailability of Party	Bankruptcy Stay/Interlocutory Appeal	Other Terminations
Akron	0	0	738	1,117	1,850	321	24	0	1	11	74
Alliance	0	0	41	43	194	57	1	0	0	0	1
Ashland	0	1	82	1	3	32	0	0	0	0	1
Ashtabula	0	0	188	0	0	158	0	0	0	0	24
Athens County	0	1	72	1	12	127	2	0	0	0	10
Auglaize County	0	0	63	0	0	20	0	0	0	0	0
Avon Lake [PT]	0	29	23	0	0	74	0	0	0	0	0
Barberton	0	4	192	0	5	526	0	0	0	4	20
Bedford	0	0	1,305	0	3	819	0	0	0	10	2
Bellefontaine	0	0	47	0	127	67	0	0	0	2	0
Bellevue [PT]	1	44	0	0	0	25	0	0	0	0	3
Berea	0	51	350	0	2	130	0	0	0	1	20
Bowling Green	0	0	80	66	8	82	0	0	0	1	7
Brown County	0	0	38	64	0	42	0	0	0	2	0
Bryan	0	1	89	0	3	33	0	0	0	0	4
Cambridge	0	0	0	87	1	51	0	0	0	0	2
Campbell [PT]	0	1	75	0	0	49	1	0	0	0	0
Canton	0	30	250	678	1,212	200	3	0	0	1	11
Carroll County	0	0	42	0	0	35	0	0	0	1	4
Celina	0	61	1	0	17	43	0	0	0	0	0
Champaign County	0	0	15	173	0	48	0	0	0	1	2
Chardon	0	8	107	0	5	51	0	0	0	0	3
Chillicothe	0	0	1	372	0	83	0	0	0	0	2
Circleville	0	0	4	229	0	117	0	0	1	0	1
Clark County	0	0	2	830	0	323	0	0	0	1	0
Clermont County	0	20	0	1,569	34	89	1	0	0	1	0
Cleveland	0	0	0	0	0	0	0	0	0	0	0
Cleveland (Housing)	0	162	1	3,437	3,578	3,350	0	2	0	13	403
Cleveland Heights	0	15	92	114	241	145	1	0	1	5	0
Clinton County	0	0	2	121	0	137	0	0	0	0	0
Columbiana County	0	0	190	0	10	79	0	0	2	0	0
Conneaut	0	0	41	0	1	23	0	0	0	0	0
Coshocton	0	2	85	0	6	19	0	0	0	0	5
Crawford County	0	216	9	0	0	43	0	0	0	0	0
Darke County	0	0	143	0	0	23	0	0	0	0	0
Dayton	0	0	558	69	1,373	455	14	0	0	2	23
Defiance	0	2	106	0	2	52	0	0	0	0	0
Delaware	0	5	9	256	56	158	0	0	0	3	10
East Cleveland	0	0	98	0	67	101	1	0	0	0	33
East Liverpool	0	0	41	0	0	37	0	0	0	0	0
Eaton	0	0	131	0	0	28	0	0	0	0	0
Elyria	0	0	0	369	411	370	0	0	0	8	4
Erie County	0	1	15	0	0	6	0	0	0	0	0
Euclid	0	0	983	0	11	576	1	0	0	3	1

Municipal Courts
Forcible Entry and Detainer Terminations
2013

Court	Jury Trial	Court Trial	Default Hearing by Judge	Default Hearing by Magistrate	Dismissal: Want of Prosecution	Other Dismissals	Transferred Out	Private Judge	Unavailability of Party	Bankruptcy Stay/Interlocutory Appeal	Other Terminations
Fairborn	0	0	10	5	332	163	0	0	0	0	13
Fairfield	0	1	1	3	0	377	0	0	0	0	255
Fairfield County	0	360	71	0	0	510	2	0	0	0	0
Findlay	0	18	173	0	8	109	0	0	0	0	0
Fostoria	0	18	14	4	15	45	0	0	1	1	2
Franklin [PT]	0	0	194	1	0	56	0	0	0	0	0
Franklin County	0	23	618	5,834	11,189	870	1	0	3	68	1,428
Franklin County (Env.)	0	0	0	0	0	0	0	0	0	0	0
Fremont	0	0	88	0	6	57	0	0	0	0	2
Gallipolis	0	0	90	14	1	27	0	0	0	0	1
Garfield Heights	0	0	21	364	175	258	0	0	0	10	80
Girard	0	0	4	213	7	31	1	0	0	0	3
Hamilton	0	3	0	491	195	731	0	0	0	1	5
Hamilton County	0	1	6,331	0	7,218	0	4	0	0	1	12
Hardin County [PT]	0	83	0	0	4	24	0	0	0	0	1
Hillsboro	0	0	80	0	0	87	0	0	0	0	0
Hocking County	0	0	83	0	0	21	0	0	0	0	1
Holmes County	0	22	6	0	0	9	1	0	0	0	0
Huron [PT]	0	0	30	0	2	16	0	0	0	0	0
Ironton	0	0	7	130	0	23	0	0	0	0	0
Jackson County	0	0	46	0	0	44	0	0	0	0	1
Kettering	0	0	65	0	104	36	0	0	0	1	1
Lakewood	0	0	7	402	1	501	0	0	0	1	11
Lawrence County [PT]	0	2	133	0	1	18	0	0	0	2	0
Lebanon [PT]	4	89	1	0	0	99	0	0	0	1	11
Licking County	1	1	76	218	364	253	0	0	0	0	37
Lima	0	0	21	785	10	1	0	0	0	3	0
Lorain*	0	0	30	314	0	562	0	0	0	4	9
Lyndhurst	0	0	316	0	6	444	0	0	0	1	0
Madison County	0	126	0	0	0	52	0	0	0	0	0
Mansfield	0	1	1	76	3	136	0	0	0	0	684
Marietta	0	39	0	0	0	111	0	0	0	0	24
Marion	0	0	42	18	0	546	0	0	0	2	24
Marysville	0	0	112	3	0	69	0	0	0	0	0
Mason [PT]	0	0	91	2	1	187	0	0	0	0	0
Massillon	0	3	150	61	251	160	1	0	0	2	0
Maumee	0	31	7	0	10	47	1	0	0	0	0
Medina	0	0	43	157	71	133	3	0	0	6	0
Mentor	0	3	85	1	24	96	0	0	0	2	2
Miami County	1	0	307	1	0	215	0	0	2	7	58
Miamisburg	0	2	31	15	500	283	2	0	0	2	18
Middletown	0	2	0	715	61	840	0	0	0	1	0
Montgomery Co. [PT]	0	5	161	0	227	653	1	0	0	8	98
Morrow County	2	37	5	0	18	34	0	0	0	0	1

* Due to issues arising during a case management system conversion, Lorain Municipal Court was only able to provide statistics for January through September.

Municipal Courts
Forcible Entry and Detainer Terminations
2013

Court	Jury Trial	Court Trial	Default Hearing by Judge	Default Hearing by Magistrate	Dismissal: Want of Prosecution	Other Dismissals	Transferred Out	Private Judge	Unavailability of Party	Bankruptcy Stay/Interlocutory Appeal	Other Terminations
Mount Vernon	0	2	130	0	78	73	0	0	0	4	10
Napoleon	0	0	60	0	0	18	0	0	0	0	1
New Philadelphia	0	6	11	180	0	132	0	0	1	0	6
Newton Falls	0	31	22	0	2	49	0	0	0	0	0
Niles	0	17	158	0	15	54	0	0	0	0	64
Norwalk	0	1	199	0	2	68	0	0	0	0	0
Oakwood [PT]	0	3	3	0	0	0	0	0	0	0	0
Oberlin	0	0	37	0	28	41	1	0	0	0	6
Oregon	0	0	41	14	3	45	0	0	0	1	13
Ottawa County	0	0	38	0	16	69	0	0	0	0	0
Painesville	0	38	356	2	6	86	5	0	0	3	3
Parma	0	5	287	0	77	603	0	0	0	1	337
Perrysburg	0	2	22	46	58	231	0	0	0	1	0
Portage Co. (Kent)	0	3	18	102	92	200	3	0	0	1	8
Portage Co. (Ravenna)	0	8	55	145	203	173	3	0	0	5	6
Portsmouth	0	383	2	1	0	34	1	0	0	0	1
Putnam County	0	0	0	0	0	8	0	0	0	0	20
Rocky River	0	0	113	67	74	181	0	0	0	1	0
Sandusky	0	0	0	539	20	6	0	0	2	0	1
Shaker Heights	0	0	173	0	58	174	2	0	0	2	0
Shelby [PT]	0	0	28	0	0	55	0	0	1	0	0
Sidney	0	7	102	0	151	51	0	0	0	0	0
South Euclid	0	0	0	95	0	88	0	0	0	2	1
Steubenville	0	0	154	0	0	55	0	0	0	0	0
Stow	0	13	91	204	221	257	2	0	0	2	28
Struthers [PT]	0	0	26	0	0	46	0	0	0	0	27
Sylvania	1	140	137	0	0	251	0	0	0	1	0
Tiffin	0	128	0	0	2	23	0	0	0	0	1
Toledo	0	0	0	0	0	0	0	0	0	0	0
Toledo (Housing)	0	38	463	522	856	750	62	0	0	318	3,439
Upper Sandusky	0	26	16	0	3	12	0	0	1	0	2
Van Wert	1	19	16	0	0	47	0	0	0	0	1
Vandalia	0	5	8	587	25	139	0	0	0	1	5
Vermilion [PT]	0	21	18	0	2	33	0	0	0	0	2
Wadsworth	0	82	6	0	0	64	1	0	0	0	1
Warren	0	681	4	0	24	213	2	0	0	0	2
Washington C. H.	0	3	93	0	0	23	0	0	0	1	0
Wayne County	0	1	41	360	2	186	0	0	0	0	2
Willoughby	0	7	354	0	325	8	0	0	0	3	0
Xenia	0	1	61	0	35	149	0	0	0	1	5
Youngstown	0	0	3	745	32	289	0	0	0	3	3
Zanesville	0	6	170	0	0	213	0	0	0	0	2
Statewide*	11	3,201	19,376	23,032	32,446	23,335	148	2	16	545	7,449

* Due to issues arising during a case management system conversion, Lorain Municipal Court was only able to provide statistics for January through September.

Municipal Courts
Other Civil Overall Caseloads
2013

Court	Cases Pending January 1	New Filings	Reactivations and Transfers	Total Cases	Total Terminations	Clearance Rate	Cases Pending December 31	Cases Pending Beyond Time Guidelines
Akron	68	310	11	389	389	121%	0	0
Alliance	3	24	0	27	16	67%	11	0
Ashland	3	30	4	37	24	71%	13	0
Ashtabula	24	64	0	88	76	119%	12	0
Athens County	16	14	1	31	24	160%	7	0
Auglaize County	0	12	0	12	11	92%	1	0
Avon Lake [PT]	9	16	0	25	17	106%	8	0
Barberton	18	140	1	159	146	104%	13	0
Bedford	212	198	2	412	403	202%	9	0
Bellefontaine	142	15	31	188	181	393%	7	0
Bellevue [PT]	2	11	0	13	12	109%	1	0
Berea	3	30	7	40	30	81%	10	0
Bowling Green	105	84	4	193	143	163%	50	0
Brown County	2	20	3	25	17	74%	8	0
Bryan	1	5	0	6	4	80%	2	0
Cambridge	1	11	1	13	12	100%	1	0
Campbell [PT]	3	6	0	9	8	133%	1	0
Canton	0	213	0	213	213	100%	0	0
Carroll County	14	63	0	77	62	98%	15	0
Celina	1	21	13	35	30	88%	5	0
Champaign County	32	13	0	45	34	262%	11	0
Chardon	10	18	2	30	23	115%	7	0
Chillicothe	78	82	0	160	79	96%	81	0
Circleville	4	17	1	22	17	94%	5	1
Clark County	24	37	0	61	33	89%	28	0
Clermont County	440	1,087	217	1,744	1,354	104%	390	0
Cleveland	49	286	903	1,238	1,220	103%	18	6
Cleveland (Housing)	164	431	11	606	475	107%	131	0
Cleveland Heights	5	29	0	34	26	90%	8	2
Clinton County	1	18	0	19	17	94%	2	0
Columbiana County	2	4	0	6	6	150%	0	0
Conneaut	0	5	0	5	5	100%	0	0
Coshocton	4	14	1	19	17	113%	2	0
Crawford County	4	27	0	31	28	104%	3	0
Darke County	2	12	0	14	14	117%	0	0
Dayton	357	176	3	536	114	64%	422	1
Defiance	13	77	0	90	71	92%	19	0
Delaware	2	77	0	79	78	101%	1	0
East Cleveland	81	17	1	99	1	6%	98	0
East Liverpool	17	9	0	26	10	111%	16	16
Eaton	2	13	0	15	10	77%	5	0
Elyria	68	277	11	356	311	108%	45	2
Erie County	5	26	0	31	28	108%	3	0
Euclid	12	114	0	126	110	96%	16	0

Municipal Courts
Other Civil Overall Caseloads
2013

Court	Cases Pending January 1	New Filings	Reactivations and Transfers	Total Cases	Total Terminations	Clearance Rate	Cases Pending December 31	Cases Pending Beyond Time Guidelines
Fairborn	7	33	0	40	39	118%	1	0
Fairfield	2	20	1	23	21	100%	2	0
Fairfield County	10	86	0	96	79	92%	17	0
Findlay	0	3	0	3	3	100%	0	0
Fostoria	4	23	0	27	12	52%	15	1
Franklin [PT]	4	66	0	70	61	92%	9	1
Franklin County	326	1,245	148	1,719	1,519	109%	200	68
Franklin County (Env.)	0	0	0	0	0	-	0	0
Fremont	1	34	0	35	34	100%	1	0
Gallipolis	2	2	1	5	4	133%	1	0
Garfield Heights	13	99	8	120	114	107%	6	0
Girard	6	31	0	37	31	100%	6	1
Hamilton	2	79	1	82	80	100%	2	0
Hamilton County	2,561	755	2	3,318	664	88%	2,654	0
Hardin County [PT]	1	33	0	34	24	73%	10	0
Hillsboro	1	2	0	3	3	150%	0	0
Hocking County	2	4	0	6	6	150%	0	0
Holmes County	5	13	0	18	12	92%	6	3
Huron [PT]	4	39	0	43	39	100%	4	0
Ironton	0	3	0	3	3	100%	0	0
Jackson County	371	351	4	726	394	111%	332	171
Kettering	7	198	3	208	197	98%	11	0
Lakewood	8	79	1	88	80	100%	8	0
Lawrence County [PT]	0	4	0	4	3	75%	1	0
Lebanon [PT]	60	176	0	236	144	82%	92	1
Licking County	8	80	27	115	103	96%	12	0
Lima	20	43	0	63	28	65%	35	14
Lorain*	15	210	1	226	189	90%	-	-
Lyndhurst	141	28	0	169	26	93%	143	0
Madison County	7	18	0	25	15	83%	10	0
Mansfield	1,546	239	36	1,821	649	236%	1,172	4
Marietta	1	26	0	27	25	96%	2	0
Marion	199	732	11	942	719	97%	223	0
Marysville	2	8	0	10	10	125%	0	0
Mason [PT]	8	22	0	30	27	123%	3	1
Massillon	3	42	0	45	37	88%	8	0
Maumee	0	3	1	4	4	100%	0	0
Medina	151	814	4	969	760	93%	209	9
Mentor	1	4	0	5	5	125%	0	0
Miami County	2	9	2	13	10	91%	3	1
Miamisburg	80	202	3	285	278	136%	7	0
Middletown	4	1	0	5	5	500%	0	0
Montgomery Co. [PT]	9	46	2	57	53	110%	4	0
Morrow County	23	15	0	38	12	80%	26	0

* Due to issues arising during a case management system conversion, Lorain Municipal Court was only able to provide statistics for January through September.

Municipal Courts
Other Civil Overall Caseloads
2013

Court	Cases Pending January 1	New Filings	Reactivations and Transfers	Total Cases	Total Terminations	Clearance Rate	Cases Pending December 31	Cases Pending Beyond Time Guidelines
Mount Vernon	100	158	2	260	217	136%	43	0
Napoleon	0	7	0	7	6	86%	1	0
New Philadelphia	47	161	1	209	181	112%	28	0
Newton Falls	0	14	0	14	13	93%	1	0
Niles	3	18	0	21	19	106%	2	1
Norwalk	1	12	0	13	12	100%	1	0
Oakwood [PT]	18	65	0	83	40	62%	43	0
Oberlin	0	14	1	15	14	93%	1	0
Oregon	0	8	2	10	10	100%	0	0
Ottawa County	5	11	1	17	9	75%	8	1
Painesville	5	46	5	56	43	84%	13	0
Parma	83	131	0	214	133	102%	81	0
Perrysburg	1	14	0	15	12	86%	3	0
Portage Co. (Kent)	10	525	0	535	527	100%	8	0
Portage Co. (Ravenna)	13	899	3	915	906	100%	9	0
Portsmouth	9	16	17	42	31	94%	11	0
Putnam County	0	1	0	1	1	100%	0	0
Rocky River	65	252	121	438	383	103%	55	0
Sandusky	5	115	2	122	114	97%	8	0
Shaker Heights	14	33	0	47	31	94%	16	0
Shelby [PT]	0	0	0	0	0	-	0	0
Sidney	3	18	1	22	22	116%	0	0
South Euclid	5	8	0	13	2	25%	11	5
Steubenville	334	486	183	1,003	812	121%	191	31
Stow	21	60	0	81	67	112%	14	0
Struthers [PT]	4	7	0	11	2	29%	9	3
Sylvania	1	2	0	3	1	50%	2	0
Tiffin	2	47	0	49	48	102%	1	0
Toledo	17	94	363	474	463	101%	11	0
Toledo (Housing)	0	0	0	0	0	-	0	0
Upper Sandusky	56	312	0	368	298	96%	70	0
Van Wert	2	24	0	26	23	96%	3	0
Vandalia	14	164	0	178	162	99%	16	0
Vermilion [PT]	3	9	0	12	11	122%	1	0
Wadsworth	128	408	9	545	404	97%	141	0
Warren	14	38	0	52	45	118%	7	0
Washington C. H.	1	21	0	22	22	105%	0	0
Wayne County	26	44	3	73	57	121%	16	0
Willoughby	5	62	0	67	61	98%	6	0
Xenia	6	19	0	25	22	116%	3	0
Youngstown	10	125	16	151	121	86%	30	0
Zanesville	126	390	21	537	455	111%	82	1
Statewide*	8,777	14,911	2,235	25,923	18,220	106%	7,666	345

* Due to issues arising during a case management system conversion, Lorain Municipal Court was only able to provide statistics for January through September.

Municipal Courts
Other Civil Terminations
2013

Court	Jury Trial	Court Trial	Default Hearing by Judge	Default Hearing by Magistrate	Dismissal: Want of Prosecution	Other Dismissals	Transferred Out	Private Judge	Unavailability of Party	Bankruptcy Stay/Interlocutory Appeal	Other Terminations
Akron	0	0	36	171	87	14	2	0	0	0	79
Alliance	0	0	7	0	1	8	0	0	0	0	0
Ashland	0	0	1	0	0	0	0	0	0	0	23
Ashtabula	0	0	0	0	0	3	0	0	0	0	73
Athens County	0	0	2	0	1	7	0	0	0	0	14
Auglaize County	0	0	0	0	0	0	0	0	0	0	11
Avon Lake [PT]	0	0	11	0	0	3	0	0	0	0	3
Barberton	0	0	132	0	1	12	0	0	0	0	1
Bedford	0	0	1	0	2	21	0	0	0	0	379
Bellefontaine	0	0	81	0	2	75	0	0	0	1	7
Bellevue [PT]	0	0	10	0	0	2	0	0	0	0	0
Berea	0	1	22	0	0	7	0	0	0	0	0
Bowling Green	0	0	103	0	2	14	0	0	0	0	24
Brown County	0	0	4	0	0	4	0	0	0	1	8
Bryan	0	0	1	0	0	2	0	0	0	0	0
Cambridge	0	0	0	0	0	10	0	0	0	0	2
Campbell [PT]	0	0	4	0	0	4	0	0	0	0	0
Canton	0	0	213	0	0	0	0	0	0	0	110
Carroll County	0	0	42	0	0	7	0	0	0	2	11
Celina	0	1	15	0	0	2	0	0	0	0	12
Champaign County	0	0	29	2	0	0	0	0	0	1	2
Chardon	0	1	4	0	1	10	0	0	0	0	7
Chillicothe	0	0	42	13	1	12	0	0	0	0	11
Circleville	0	0	0	0	0	1	0	0	0	0	16
Clark County	0	0	10	16	1	6	0	0	0	0	0
Clermont County	0	16	535	116	49	254	0	0	0	27	168
Cleveland	0	0	0	4	0	11	1	0	0	0	1,204
Cleveland (Housing)	0	18	0	276	20	86	0	0	0	2	73
Cleveland Heights	0	0	2	22	0	1	0	0	0	0	2
Clinton County	0	0	16	0	0	1	0	0	0	0	0
Columbiana County	0	0	3	0	0	3	0	0	0	0	0
Conneaut	0	0	3	0	0	2	0	0	0	0	0
Coshocton	0	0	11	0	0	3	0	0	1	0	2
Crawford County	0	0	23	3	0	2	0	0	0	0	0
Darke County	0	0	13	0	0	1	0	0	0	0	0
Dayton	0	0	93	14	9	13	3	0	0	0	6
Defiance	0	0	0	0	9	24	0	0	0	0	38
Delaware	0	0	0	2	1	4	0	0	0	0	71
East Cleveland	0	0	0	0	1	0	0	0	0	0	0
East Liverpool	0	0	0	0	0	3	0	0	0	0	7
Eaton	0	0	8	0	0	1	0	0	0	0	1
Elyria	0	0	5	1	1	12	8	0	0	0	284
Erie County	1	0	17	0	0	10	0	0	0	0	0
Euclid	0	0	86	0	21	3	0	0	0	0	0

Municipal Courts
Other Civil Terminations
2013

Court	Jury Trial	Court Trial	Default Hearing by Judge	Default Hearing by Magistrate	Dismissal: Want of Prosecution	Other Dismissals	Transferred Out	Private Judge	Unavailability of Party	Bankruptcy Stay/Interlocutory Appeal	Other Terminations
Fairborn	0	0	0	0	0	2	0	0	0	0	37
Fairfield	0	0	0	0	0	0	0	0	7	0	14
Fairfield County	0	7	66	0	0	6	0	0	0	0	0
Findlay	0	0	1	0	0	0	0	0	0	0	2
Fostoria	0	0	5	0	0	0	0	0	1	0	7
Franklin [PT]	0	0	21	0	0	8	0	0	0	0	32
Franklin County	1	7	17	1,135	28	75	9	3	0	3	233
Franklin County (Env.)	0	0	0	0	0	1	0	0	0	0	0
Fremont	0	0	28	0	1	2	0	0	0	0	3
Gallipolis	0	0	2	0	1	0	0	0	0	0	1
Garfield Heights	0	0	1	0	6	8	3	0	0	0	97
Girard	0	0	24	0	0	0	0	0	0	0	7
Hamilton	0	0	1	1	0	79	0	0	0	0	1
Hamilton County	0	0	653	0	10	0	0	0	0	0	0
Hardin County [PT]	0	20	1	0	0	2	0	0	0	0	1
Hillsboro	0	0	1	0	0	2	0	0	0	0	0
Hocking County	0	0	5	0	0	0	0	0	0	0	1
Holmes County	0	0	12	0	0	0	0	0	0	0	0
Huron [PT]	0	0	34	0	1	3	1	0	0	0	0
Ironton	0	0	0	1	0	2	0	0	0	0	0
Jackson County	2	5	273	0	0	104	0	0	0	9	1
Kettering	0	3	156	0	0	9	0	0	0	0	31
Lakewood	0	0	17	27	0	23	0	0	0	0	13
Lawrence County [PT]	0	1	2	0	0	0	0	0	0	0	0
Lebanon [PT]	7	3	91	3	4	26	1	0	2	2	6
Licking County	0	0	7	0	5	12	1	0	0	0	78
Lima	0	0	2	24	0	2	0	0	0	0	0
Lorain*	0	0	1	44	0	71	0	0	0	1	72
Lyndhurst	0	0	21	0	0	5	0	0	0	0	0
Madison County	0	0	8	0	0	7	0	0	0	0	0
Mansfield	0	4	3	354	2	125	0	0	0	5	158
Marietta	0	0	0	0	0	2	0	0	0	0	23
Marion	0	1	492	3	0	123	0	0	3	5	92
Marysville	0	0	7	0	0	3	0	0	0	0	0
Mason [PT]	0	0	21	0	1	5	0	0	0	0	0
Massillon	0	0	22	3	7	5	0	0	0	0	0
Maumee	0	3	0	0	0	0	0	0	0	0	1
Medina	0	0	324	264	24	110	1	0	1	10	25
Mentor	0	0	0	0	0	1	0	0	0	0	4
Miami County	0	0	0	0	0	0	0	0	0	0	10
Miamisburg	0	3	84	1	38	17	0	0	0	1	134
Middletown	0	0	0	1	2	2	0	0	0	0	0
Montgomery Co. [PT]	0	0	6	0	0	12	0	0	0	0	35
Morrow County	0	0	0	0	0	10	0	0	0	0	0

* Due to issues arising during a case management system conversion, Lorain Municipal Court was only able to provide statistics for January through September.

Municipal Courts
Other Civil Terminations
2013

Court	Jury Trial	Court Trial	Default Hearing by Judge	Default Hearing by Magistrate	Dismissal: Want of Prosecution	Other Dismissals	Transferred Out	Private Judge	Unavailability of Party	Bankruptcy Stay/Interlocutory Appeal	Other Terminations
Mount Vernon	0	13	146	0	15	27	1	0	0	5	17
Napoleon	0	0	5	0	0	0	0	0	0	0	1
New Philadelphia	0	0	11	159	0	10	0	0	0	0	1
Newton Falls	1	2	6	0	0	1	0	0	0	1	2
Niles	0	0	0	0	0	0	0	0	0	0	19
Norwalk	0	2	8	0	0	2	0	0	0	0	0
Oakwood [PT]	0	1	42	0	0	43	0	0	0	0	30
Oberlin	0	0	0	0	0	1	0	0	0	0	13
Oregon	0	0	1	0	0	0	0	0	0	0	9
Ottawa County	0	0	1	0	1	7	0	0	0	0	0
Painesville	0	0	0	0	3	1	0	2	0	0	37
Parma	0	0	1	0	0	5	0	0	0	0	127
Perrysburg	0	0	0	0	1	0	0	0	0	0	11
Portage Co. (Kent)	0	0	0	0	14	4	0	0	0	0	509
Portage Co. (Ravenna)	0	0	1	0	2	3	0	0	0	0	900
Portsmouth	0	5	6	0	0	2	1	0	16	0	1
Putnam County	0	0	0	0	0	0	0	0	0	0	1
Rocky River	0	23	1	0	2	212	122	0	0	0	25
Sandusky	0	0	108	2	1	3	0	0	0	0	0
Shaker Heights	0	0	29	0	0	1	0	0	0	0	1
Shelby [PT]	0	0	0	0	0	0	0	0	0	0	0
Sidney	0	0	17	0	0	4	0	0	0	0	0
South Euclid	0	0	0	0	0	1	0	0	0	0	1
Steubenville	0	1	473	0	1	314	0	0	0	12	11
Stow	0	0	8	0	0	11	0	0	0	0	48
Struthers [PT]	0	0	0	0	0	1	0	0	0	0	1
Sylvania	0	0	1	0	0	0	0	0	0	0	0
Tiffin	0	0	4	0	0	3	0	0	0	0	41
Toledo	0	0	9	13	0	8	1	0	0	0	432
Toledo (Housing)	0	0	0	0	0	0	0	0	0	0	0
Upper Sandusky	0	0	228	3	10	39	0	0	0	3	15
Van Wert	0	0	19	0	0	4	0	0	0	0	0
Vandalia	0	0	43	73	4	40	0	0	0	0	2
Vermilion [PT]	0	0	9	0	0	0	0	0	0	0	2
Wadsworth	0	10	262	0	0	101	0	0	0	10	21
Warren	0	0	1	11	0	28	0	0	0	0	5
Washington C. H.	0	0	21	0	0	1	0	0	0	0	0
Wayne County	0	1	18	0	0	22	0	0	0	0	16
Willoughby	0	0	3	0	6	1	0	0	0	0	51
Xenia	0	0	17	0	0	2	0	0	0	0	3
Youngstown	0	0	18	6	1	15	0	0	0	0	81
Zanesville	0	0	308	0	0	93	0	0	0	11	43
Statewide*	12	152	5,819	2,768	401	2,532	155	5	31	112	6,245

* Due to issues arising during a case management system conversion, Lorain Municipal Court was only able to provide statistics for January through September.

Municipal Courts
Small Claims Overall Caseloads
2013

Court	Cases Pending January 1	New Filings	Reactivations and Transfers	Total Cases	Total Terminations	Clearance Rate	Cases Pending December 31	Cases Pending Beyond Time Guidelines
Akron	135	566	145	846	697	98%	149	0
Alliance	42	316	0	358	289	91%	69	0
Ashland	51	106	3	160	136	125%	24	0
Ashtabula	20	65	1	86	61	92%	25	0
Athens County	53	132	2	187	152	113%	35	1
Auglaize County	12	64	0	76	62	97%	14	0
Avon Lake [PT]	21	180	2	203	186	102%	17	0
Barberton	52	234	2	288	229	97%	59	4
Bedford	365	1,407	57	1,829	1,473	101%	356	0
Bellefontaine	102	676	0	778	729	108%	49	0
Bellevue [PT]	7	106	0	113	106	100%	7	0
Berea	72	584	92	748	563	83%	185	0
Bowling Green	85	312	4	401	359	114%	42	0
Brown County	10	58	0	68	57	98%	11	0
Bryan	76	250	0	326	277	111%	49	1
Cambridge	13	145	0	158	125	86%	33	0
Campbell [PT]	2	118	0	120	76	64%	44	0
Canton	118	810	4	932	840	103%	92	0
Carroll County	8	72	0	80	71	99%	9	0
Celina	22	145	0	167	144	99%	23	0
Champaign County	222	217	0	439	355	164%	84	39
Chardon	80	238	2	320	288	120%	32	1
Chillicothe	188	142	0	330	127	89%	203	0
Circleville	49	173	0	222	160	92%	62	2
Clark County	159	315	1	475	256	81%	219	0
Clermont County	64	410	45	519	477	105%	42	1
Cleveland	1,023	2,566	86	3,675	2,533	96%	1,142	398
Cleveland (Housing)	0	0	0	0	0	-	0	0
Cleveland Heights	161	501	0	662	484	97%	178	35
Clinton County	95	288	1	384	308	107%	76	18
Columbiana County	47	191	4	242	208	107%	34	1
Conneaut	8	69	0	77	67	97%	10	0
Coshocton	24	193	0	217	202	105%	15	0
Crawford County	37	294	1	332	298	101%	34	7
Darke County	41	175	0	216	195	111%	21	0
Dayton	83	402	0	485	373	93%	112	0
Defiance	34	166	0	200	191	115%	9	0
Delaware	53	365	13	431	359	95%	72	1
East Cleveland	238	261	0	499	187	72%	312	0
East Liverpool	19	20	1	40	32	152%	8	6
Eaton	56	159	1	216	182	114%	34	1
Elyria	144	361	2	507	354	98%	153	0
Erie County	4	19	0	23	21	111%	2	0
Euclid	184	740	0	924	706	95%	218	0

Municipal Courts
Small Claims Overall Caseloads
2013

Court	Cases Pending January 1	New Filings	Reactivations and Transfers	Total Cases	Total Terminations	Clearance Rate	Cases Pending December 31	Cases Pending Beyond Time Guidelines
Fairborn	11	235	1	247	197	83%	50	0
Fairfield	38	111	0	149	104	94%	45	2
Fairfield County	57	435	0	492	419	96%	73	0
Findlay	152	955	10	1,117	947	98%	170	0
Fostoria	13	70	0	83	73	104%	10	2
Franklin [PT]	11	43	0	54	42	98%	12	0
Franklin County	2,262	6,284	152	8,698	7,166	111%	1,532	90
Franklin County (Env.)	0	0	0	0	0	-	0	0
Fremont	35	264	2	301	269	101%	32	0
Gallipolis	4	34	1	39	38	109%	1	0
Garfield Heights	120	874	21	1,015	837	94%	178	0
Girard	20	146	1	167	155	105%	12	0
Hamilton	83	221	12	316	264	113%	52	0
Hamilton County	1,324	4,864	37	6,225	4,830	99%	1,395	0
Hardin County [PT]	23	168	2	193	163	96%	30	0
Hillsboro	22	153	0	175	143	93%	32	1
Hocking County	9	55	0	64	50	91%	14	0
Holmes County	65	170	0	235	189	111%	46	27
Huron [PT]	16	157	1	174	172	109%	2	13
Ironton	6	34	0	40	35	103%	5	1
Jackson County	111	139	0	250	103	74%	147	103
Kettering	43	164	2	209	182	110%	27	7
Lakewood	266	1,084	5	1,355	1,120	103%	235	0
Lawrence County [PT]	9	61	3	73	59	92%	14	0
Lebanon [PT]	25	63	0	88	70	111%	18	1
Licking County	94	495	14	603	542	106%	61	0
Lima	23	150	2	175	142	93%	33	11
Lorain*	119	378	1	498	434	115%	-	-
Lyndhurst	108	376	3	487	378	100%	109	0
Madison County	19	233	3	255	210	89%	45	0
Mansfield	201	81	0	282	77	95%	205	0
Marietta	43	128	0	171	147	115%	24	1
Marion	40	173	1	214	187	107%	27	1
Marysville	34	152	1	187	140	92%	47	1
Mason [PT]	43	110	1	154	111	100%	43	0
Massillon	80	579	0	659	566	98%	93	3
Maumee	27	127	0	154	121	95%	33	0
Medina	68	269	5	342	273	100%	69	0
Mentor	41	193	0	234	202	105%	32	0
Miami County	121	267	85	473	409	116%	64	15
Miamisburg	18	126	1	145	127	100%	18	0
Middletown	82	394	13	489	393	97%	96	2
Montgomery Co. [PT]	41	174	0	215	189	109%	26	0
Morrow County	290	142	0	432	132	93%	300	0

* Due to issues arising during a case management system conversion, Lorain Municipal Court was only able to provide statistics for January through September.

Municipal Courts
Small Claims Overall Caseloads
2013

Court	Cases Pending January 1	New Filings	Reactivations and Transfers	Total Cases	Total Terminations	Clearance Rate	Cases Pending December 31	Cases Pending Beyond Time Guidelines
Mount Vernon	22	145	0	167	138	95%	29	0
Napoleon	53	295	2	350	313	105%	37	2
New Philadelphia	53	299	10	362	316	102%	46	9
Newton Falls	5	29	0	34	31	107%	3	0
Niles	18	109	0	127	120	110%	7	0
Norwalk	61	212	0	273	249	117%	24	0
Oakwood [PT]	3	11	0	14	14	127%	0	0
Oberlin	12	92	0	104	89	97%	15	0
Oregon	17	96	3	116	98	99%	18	0
Ottawa County	50	240	2	292	267	110%	25	0
Painesville	38	252	6	296	259	100%	37	0
Parma	313	719	2	1,034	670	93%	364	0
Perrysburg	133	432	1	566	449	104%	117	0
Portage Co. (Kent)	12	58	2	72	65	108%	7	0
Portage Co. (Ravenna)	121	716	12	849	733	101%	116	6
Portsmouth	17	89	10	116	89	90%	27	0
Putnam County	13	63	0	76	70	111%	6	0
Rocky River	111	535	11	657	546	100%	111	3
Sandusky	79	461	2	542	478	103%	64	5
Shaker Heights	115	454	0	569	453	100%	116	0
Shelby [PT]	0	94	28	122	86	70%	36	7
Sidney	27	197	2	226	178	89%	48	0
South Euclid	86	372	1	459	354	95%	105	8
Steubenville	26	199	2	227	194	97%	33	3
Stow	83	448	0	531	451	101%	80	1
Struthers [PT]	70	54	0	124	52	96%	72	53
Sylvania	80	290	3	373	314	107%	59	0
Tiffin	27	251	4	282	249	98%	33	0
Toledo	838	4,552	110	5,500	4,385	94%	1,115	0
Toledo (Housing)	69	251	6	326	321	125%	5	0
Upper Sandusky	8	97	0	105	84	87%	21	0
Van Wert	16	100	0	116	93	93%	23	1
Vandalia	42	133	0	175	135	102%	40	0
Vermilion [PT]	10	115	2	127	111	95%	16	1
Wadsworth	0	71	0	71	68	96%	3	0
Warren	113	370	14	497	356	93%	141	29
Washington C. H.	47	272	0	319	270	99%	49	0
Wayne County	78	603	0	681	578	96%	103	0
Willoughby	76	467	4	547	476	101%	71	0
Xenia	22	149	0	171	163	109%	8	0
Youngstown	170	667	5	842	662	99%	180	6
Zanesville	20	145	8	173	140	92%	33	1
Statewide*	13,650	51,146	1,101	65,897	52,569	101%	13,264	932

* Due to issues arising during a case management system conversion, Lorain Municipal Court was only able to provide statistics for January through September.

Municipal Courts
Small Claims Terminations
2013

Court	Hearing by Judge	Hearing by Magistrate	Transfer to Regular Civil Docket	Dismissal: Want of Prosecution	Other Dismissals	Unavailability of Party	Bankruptcy Stay/Interlocutory Appeal	Other Terminations
Akron	4	399	113	60	56	0	9	56
Alliance	68	146	8	4	58	1	0	4
Ashland	0	78	0	14	41	0	1	2
Ashtabula	41	0	0	0	19	0	0	1
Athens County	108	0	0	3	35	0	0	6
Auglaize County	41	0	0	0	18	0	1	2
Avon Lake [PT]	77	0	0	0	106	0	0	3
Barberton	137	0	1	0	84	0	2	5
Bedford	1,003	0	7	41	374	0	35	13
Bellefontaine	483	0	5	25	208	0	8	0
Bellevue [PT]	71	0	0	0	33	0	2	0
Berea	411	0	0	3	141	0	7	1
Bowling Green	5	226	1	5	116	0	3	3
Brown County	16	18	1	0	22	0	0	0
Bryan	168	0	0	10	94	0	0	5
Cambridge	0	106	0	0	19	0	0	0
Campbell [PT]	55	0	1	0	20	0	0	0
Canton	93	603	0	37	102	0	4	1
Carroll County	52	0	0	0	15	0	2	2
Celina	94	0	3	3	44	0	0	0
Champaign County	127	59	2	87	77	0	0	3
Chardon	1	171	2	11	88	0	2	13
Chillicothe	0	88	0	0	39	0	0	0
Circleville	6	92	0	0	60	0	2	0
Clark County	4	124	0	21	107	0	0	0
Clermont County	1	310	50	46	69	0	1	0
Cleveland	195	1,868	16	8	421	0	18	7
Cleveland (Housing)	0	0	0	0	0	0	0	0
Cleveland Heights	78	219	0	13	172	0	2	0
Clinton County	0	191	1	0	116	0	0	0
Columbiana County	119	0	6	10	73	0	0	0
Conneaut	56	0	0	1	10	0	0	0
Coshocton	128	0	1	16	51	6	0	0
Crawford County	36	172	0	0	89	0	0	1
Darke County	160	0	0	0	31	0	2	2
Dayton	71	128	15	95	25	0	0	39
Defiance	133	0	1	2	55	0	0	0
Delaware	19	122	2	25	160	0	2	29
East Cleveland	168	0	0	0	17	0	0	2
East Liverpool	21	0	1	0	9	0	0	1
Eaton	109	0	0	0	73	0	0	0
Elyria	1	217	0	30	103	0	2	1
Erie County	18	0	0	0	2	0	1	0
Euclid	578	0	3	22	81	0	22	0

Municipal Courts
Small Claims Terminations
2013

Court	Hearing by Judge	Hearing by Magistrate	Transfer to Regular Civil Docket	Dismissal: Want of Prosecution	Other Dismissals	Unavailability of Party	Bankruptcy Stay/Interlocutory Appeal	Other Terminations
Fairborn	6	126	1	10	51	0	0	3
Fairfield	7	19	1	12	55	0	0	10
Fairfield County	4	224	2	0	181	0	6	2
Findlay	379	234	0	1	318	0	3	12
Fostoria	46	0	0	0	24	3	0	0
Franklin [PT]	6	17	0	0	12	0	0	7
Franklin County	23	6,241	27	221	492	3	59	100
Franklin County (Env.)	0	0	0	0	0	0	0	0
Fremont	152	0	0	7	109	0	0	1
Gallipolis	7	23	0	1	5	1	0	1
Garfield Heights	69	446	0	46	252	0	14	10
Girard	0	132	1	3	13	0	2	4
Hamilton	1	150	7	46	50	0	2	8
Hamilton County	0	4,396	57	374	0	0	2	1
Hardin County [PT]	1	107	0	1	51	0	0	3
Hillsboro	29	69	0	0	44	0	1	0
Hocking County	38	0	0	0	12	0	0	0
Holmes County	106	0	0	0	81	0	2	0
Huron [PT]	113	0	1	3	55	0	0	0
Ironton	1	17	0	0	17	0	0	0
Jackson County	71	0	0	0	30	0	1	1
Kettering	7	121	11	11	27	0	5	0
Lakewood	12	563	0	2	539	0	2	2
Lawrence County [PT]	46	0	0	3	7	2	1	0
Lebanon [PT]	4	38	1	13	13	0	0	1
Licking County	214	35	5	26	182	0	2	78
Lima	0	132	6	2	1	0	1	0
Lorain*	0	349	1	0	79	2	3	0
Lyndhurst	186	0	2	15	171	0	4	0
Madison County	134	3	0	0	69	1	3	0
Mansfield	0	37	1	2	19	0	0	18
Marietta	0	88	0	0	59	0	0	0
Marion	17	66	0	0	103	0	0	1
Marysville	40	17	0	0	81	1	0	1
Mason [PT]	46	0	0	4	61	0	0	0
Massillon	103	276	0	9	172	0	6	0
Maumee	47	0	0	7	66	0	1	0
Medina	3	161	3	20	78	0	8	0
Mentor	4	116	0	16	61	0	0	5
Miami County	140	15	7	0	124	0	12	111
Miamisburg	7	63	6	9	34	0	2	6
Middletown	0	274	6	25	87	0	1	0
Montgomery Co. [PT]	92	0	20	7	57	0	0	13
Morrow County	0	71	1	0	60	0	0	0

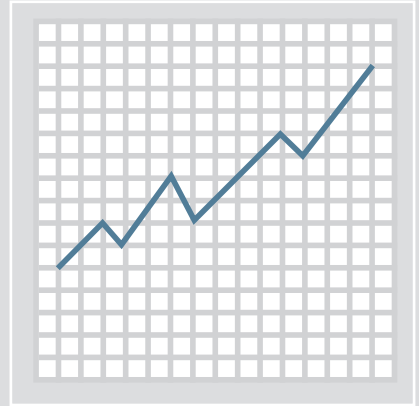
* Due to issues arising during a case management system conversion, Lorain Municipal Court was only able to provide statistics for January through September.

Municipal Courts
Small Claims Terminations
2013

Court	Hearing by Judge	Hearing by Magistrate	Transfer to Regular Civil Docket	Dismissal: Want of Prosecution	Other Dismissals	Unavailability of Party	Bankruptcy Stay/Interlocutory Appeal	Other Terminations
Mount Vernon	86	0	0	11	32	0	2	7
Napoleon	233	0	0	0	80	0	0	0
New Philadelphia	15	193	5	0	102	0	1	0
Newton Falls	23	0	0	1	7	0	0	0
Niles	84	0	0	2	12	0	2	20
Norwalk	167	0	5	8	66	0	2	1
Oakwood [PT]	2	0	0	0	7	0	0	5
Oberlin	48	0	0	8	28	0	0	5
Oregon	9	60	0	0	28	0	0	1
Ottawa County	1	205	3	10	48	0	0	0
Painesville	17	162	5	13	57	0	0	5
Parma	118	8	0	0	224	0	21	299
Perrysburg	20	237	1	5	182	0	1	3
Portage Co. (Kent)	0	38	2	6	18	1	0	0
Portage Co. (Ravenna)	32	482	6	52	158	1	2	0
Portsmouth	3	49	2	0	18	13	1	3
Putnam County	45	0	0	0	23	0	0	2
Rocky River	7	281	13	11	233	0	1	0
Sandusky	0	349	1	13	113	0	2	0
Shaker Heights	277	0	6	4	161	0	5	0
Shelby [PT]	76	0	0	1	9	0	0	0
Sidney	112	0	0	8	56	0	2	0
South Euclid	1	255	0	6	89	0	3	0
Steubenville	0	141	3	0	49	0	1	0
Stow	225	28	0	19	100	0	3	76
Struthers [PT]	33	0	0	0	13	0	0	6
Sylvania	182	0	0	0	128	3	1	0
Tiffin	168	0	1	0	78	0	1	1
Toledo	47	3,645	19	8	605	0	7	54
Toledo (Housing)	0	41	251	1	23	0	0	5
Upper Sandusky	66	0	0	1	15	0	0	2
Van Wert	70	0	0	0	22	0	1	0
Vandalia	1	68	0	8	42	0	2	14
Vermilion [PT]	59	0	0	1	48	0	1	2
Wadsworth	0	0	68	0	0	0	0	0
Warren	31	212	10	24	77	0	1	1
Washington C. H.	266	0	0	0	1	0	3	0
Wayne County	1	36	0	22	2	0	5	512
Willoughby	21	219	4	202	28	0	2	0
Xenia	78	0	0	8	61	0	2	14
Youngstown	12	454	1	1	192	0	2	0
Zanesville	93	0	0	0	46	1	0	0
Statewide*	9,846	27,126	813	1,942	10,816	39	348	1,639

* Due to issues arising during a case management system conversion, Lorain Municipal Court was only able to provide statistics for January through September.





COUNTY COURTS



County Courts
 Composite Administrative Judge Report for the Entire State
 2013

	Felonies	Misdemeanors	O.V.I.	Other Traffic	Personal Injury and Property Damage	Contracts	F.E.D.	Other Civil	Small Claims	Total
Cases Pending Beginning of Year	673	2,813	519	9,253	85	4,459	630	641	898	19,971
New Cases Filed	4,725	22,096	5,061	111,571	231	8,689	3,874	1,223	3,263	160,733
Transferred in, Reactivated or Redesignated Cases	1,090	4,618	220	6,266	3	257	42	27	54	12,577
Total Cases	6,488	29,527	5,800	127,090	319	13,405	4,546	1,891	4,215	193,281
Cases Terminated By:										
Hearing by Judge	1,357	6,560	1,162	14,321	119	6,033	1,247	794	1,861	33,454
Hearing by Magistrate	X	54	3	110	12	414	360	5	235	1,193
Transfer (Includes individual judge assignment)	1,387	10,678	3,728	8,613	41	825	626	24	23	25,945
Dismissal: Lack of Speedy Trial (CR) or Want of Prosecution (CV)	5	62	17	85	1	254	16	11	55	506
Other Dismissals	1,438	2,538	86	2,055	42	1,834	1,402	263	908	10,566
Violations Bureau	X	1,598	X	83,238	X	X	X	X	X	84,836
Unavailability of Accused	1,326	5,062	252	9,289	0	62	3	1	27	16,022
Bankruptcy Stay or Interlocutory Appeal	1	13	0	8	0	180	12	7	18	239
All Other Terminations	313	288	45	1,361	8	334	277	353	215	3,194
Total Terminations	5,827	26,853	5,293	119,080	223	9,936	3,943	1,458	3,342	175,955
Cases Pending End of Year	661	2,674	507	8,010	96	3,469	603	433	873	17,326
Time Guideline (Months)	1	6	6	6	24	12	12	12	6	X
Cases Pending End of Year Beyond Time Guideline	304	592	112	1,943	2	685	100	139	237	4,114

“X” indicates data not applicable.

County Courts
Composite Individual Judge Report for the Entire State
2013

	Misdemeanors	O.V.I.	Other Traffic	Personal Injury and Property Damage	Contracts	F.I.D.	Other Civil	Total
Cases Pending Beginning of Year	2,545	1,106	1,950	30	404	228	6	6,269
New Cases Filed	10,519	3,662	8,417	43	835	616	25	24,117
Transferred in, Reactivated or Redesignated Cases	1,061	160	897	1	33	5	1	2,158
Total Cases	14,125	4,928	11,264	74	1,272	849	32	32,544
Cases Terminated By:								
Jury Trial	98	38	101	1	36	20	2	296
Court Trial	258	59	273	4	240	167	3	1,004
Default	X	X	X	7	172	92	3	274
Guilty or No Contest Plea to Original Charge	4,131	1,869	2,914	X	X	X	X	8,914
Guilty or No Contest Plea to Reduced Charge	2,698	1,360	3,668	X	X	X	X	7,726
Dismissal: Lack of Speedy Trial (CR) or Want of Prosecution (CV)	15	4	35	0	6	2	0	62
Other Dismissals	3,054	232	1,290	21	322	200	12	5,131
Transferred Out	238	80	78	2	25	5	0	428
Referred to Private Judge	X	X	X	0	4	0	2	6
Unavailability of Accused	1,109	134	863	0	1	1	0	2,108
Bankruptcy Stay or Interlocutory Appeal	4	2	6	0	28	0	0	40
All Other Terminations	107	76	193	5	80	16	3	480
Total Terminations	11,712	3,854	9,421	40	914	503	25	26,469
Cases Pending End of Year	2,413	1,074	1,843	34	364	348	7	6,075
Time Guideline (Months)	6	6	6	24	12	12	12	X
Cases Pending End of Year Beyond Time Guideline	259	128	197	4	89	90	2	769

“X” indicates data not applicable.

County Courts
Overall Caseloads
2013

Court	Judges	-----Population-----		New Filings, Transfers, -----and Reactivations-----			-----Terminations-----		Per 1,000 Pop.	Clearance Rate
		Total	Per Judge	Total	Per Judge	Total	Per Judge			
Adams Co.	1	28,550	28,550	4,108	4,108	144	4,139	4,139	145	101%
Ashtabula Co. (Eastern)	1	27,519	27,519	3,720	3,720	135	3,780	3,780	137	102%
Ashtabula Co. (Western)	1	28,362	28,362	3,951	3,951	139	4,099	4,099	145	104%
Belmont Co. (Eastern)	1	17,817	17,817	4,413	4,413	248	4,560	4,560	256	103%
Belmont Co. (Northern)	1	18,585	18,585	3,472	3,472	187	3,539	3,539	190	102%
Belmont Co. (Western)	1	33,998	33,998	6,002	6,002	177	6,126	6,126	180	102%
Butler Co. #1	1	39,730	39,730	5,414	5,414	136	5,345	5,345	135	99%
Butler Co. #2	1	63,414	63,414	9,945	9,945	157	10,079	10,079	159	101%
Butler Co. #3	1	75,997	75,997	12,283	12,283	162	12,398	12,398	163	101%
Fulton Co. (Eastern)	1	21,108	21,108	5,314	5,314	252	5,319	5,319	252	100%
Fulton Co. (Western)	1	21,590	21,590	5,163	5,163	239	5,174	5,174	240	100%
Harrison Co.	1	15,864	15,864	5,478	5,478	345	5,373	5,373	339	98%
Highland Co.	1	6,725	6,725	911	911	135	921	921	137	101%
Jefferson Co. #1	1	16,688	16,688	3,598	3,598	216	3,557	3,557	213	99%
Jefferson Co. #2	1	21,204	21,204	1,845	1,845	87	1,789	1,789	84	97%
Jefferson Co. #3	1	13,158	13,158	2,117	2,117	161	2,157	2,157	164	102%
Mahoning Co. #2	1	40,882	40,882	8,903	8,903	218	8,882	8,882	217	100%
Mahoning Co. #3	1	20,048	20,048	2,972	2,972	148	2,933	2,933	146	99%
Mahoning Co. #4	1	42,595	42,595	12,573	12,573	295	12,622	12,622	296	100%
Mahoning Co. #5	1	23,541	23,541	6,173	6,173	262	6,346	6,346	270	103%
Meigs Co.	1	23,770	23,770	5,887	5,887	248	5,957	5,957	251	101%
Monroe Co.	1	14,642	14,642	1,425	1,425	97	1,464	1,464	100	103%
Morgan Co.	1	15,054	15,054	846	846	56	857	857	57	101%
Muskingum Co.	2	60,587	30,294	11,122	5,561	184	11,530	5,765	190	104%
Noble Co.	1	14,645	14,645	1,627	1,627	111	1,640	1,640	112	101%
Paulding Co.	1	19,614	19,614	4,462	4,462	227	4,451	4,451	227	100%
Perry Co.	1	36,058	36,058	2,599	2,599	72	2,506	2,506	69	96%
Pike Co.	1	28,709	28,709	5,552	5,552	193	5,692	5,692	198	103%
Sandusky Co. #1	1	14,925	14,925	7,415	7,415	497	7,473	7,473	501	101%
Sandusky Co. #2	1	12,622	12,622	7,334	7,334	581	8,459	8,459	670	115%
Trumbull Co. (Central)	1	21,210	21,210	3,088	3,088	146	3,115	3,115	147	101%
Trumbull Co. (Eastern)	1	13,692	13,692	1,304	1,304	95	1,373	1,373	100	105%
Tuscarawas Co.	1	26,037	26,037	4,258	4,258	164	4,357	4,357	167	102%
Vinton Co.	1	13,435	13,435	2,570	2,570	191	2,564	2,564	191	100%
Warren Co.	2	80,434	40,217	7,624	3,812	95	7,731	3,866	96	101%
Statewide	37	11,536,504	26,292	175,468	4,742	180	178,307	4,819	183	102%

All population data from 2010 U.S. Census.

County Courts
Felony Overall Caseloads
2013

Court	Cases Pending January 1	New Filings	Reactivations and Transfers	Total Cases	Total Terminations	Clearance Rate	Cases Pending December 31	Cases Pending Beyond Time Guidelines
Adams Co.	3	119	10	132	131	102%	1	1
Ashtabula Co. (Eastern)	14	123	18	155	147	104%	8	3
Ashtabula Co. (Western)	14	148	26	188	176	101%	12	1
Belmont Co. (Eastern)	9	127	0	136	130	102%	6	1
Belmont Co. (Northern)	11	197	0	208	203	103%	5	3
Belmont Co. (Western)	5	149	0	154	144	97%	10	2
Butler Co. #1	13	195	62	270	256	100%	14	2
Butler Co. #2	20	289	113	422	403	100%	19	3
Butler Co. #3	16	310	146	472	453	99%	19	8
Fulton Co. (Eastern)	3	29	2	34	34	110%	0	0
Fulton Co. (Western)	1	31	14	46	45	100%	1	1
Harrison Co.	12	57	0	69	64	112%	5	3
Highland Co.	4	59	7	70	67	102%	3	0
Jefferson Co. #1	36	95	1	132	100	104%	32	28
Jefferson Co. #2	13	90	7	110	79	81%	31	23
Jefferson Co. #3	212	75	6	293	33	41%	260	74
Mahoning Co. #2	49	435	168	652	615	102%	37	19
Mahoning Co. #3	9	119	50	178	162	96%	16	7
Mahoning Co. #4	17	299	147	463	452	101%	11	4
Mahoning Co. #5	8	139	36	183	174	99%	9	4
Meigs Co.	86	320	2	408	303	94%	105	96
Monroe Co.	4	65	8	77	74	101%	3	0
Morgan Co.	0	16	0	16	15	94%	1	0
Muskingum Co.	5	89	16	110	107	102%	3	0
Noble Co.	1	39	0	40	37	95%	3	0
Paulding Co.	9	51	9	69	62	103%	7	6
Perry Co.	1	64	53	118	114	97%	4	3
Pike Co.	19	199	36	254	249	106%	5	1
Sandusky Co. #1	3	70	12	85	75	91%	10	4
Sandusky Co. #2	45	73	11	129	127	151%	2	0
Trumbull Co. (Central)	10	137	10	157	151	103%	6	1
Trumbull Co. (Eastern)	4	81	20	105	99	98%	6	4
Tuscarawas Co.	1	39	1	41	41	103%	0	0
Vinton Co.	4	99	3	106	102	100%	4	1
Warren Co.	12	298	96	406	403	102%	3	1
Statewide	673	4,725	1,090	6,488	5,827	100%	661	304

County Courts
Felony Terminations
2013

Court	Preliminary Hearing Bindover	Waiver Preliminary Hearing	Dismissal: Lack of Speedy Trial	Other Dismissals	Unavailability of Accused	Bankruptcy Stay/Interlocutory Appeal	Other Terminations
Adams Co.	55	0	0	72	4	0	0
Ashtabula Co. (Eastern)	37	40	1	35	22	0	12
Ashtabula Co. (Western)	45	61	0	44	26	0	0
Belmont Co. (Eastern)	34	0	0	50	36	0	10
Belmont Co. (Northern)	19	0	0	93	86	0	5
Belmont Co. (Western)	49	1	0	48	35	0	11
Butler Co. #1	69	40	0	82	61	0	4
Butler Co. #2	49	79	0	145	130	0	0
Butler Co. #3	71	66	0	138	167	1	10
Fulton Co. (Eastern)	1	0	0	3	4	0	26
Fulton Co. (Western)	2	10	0	16	16	0	1
Harrison Co.	9	7	0	47	0	0	1
Highland Co.	3	34	0	26	4	0	0
Jefferson Co. #1	44	41	0	13	0	0	2
Jefferson Co. #2	58	0	0	14	6	0	1
Jefferson Co. #3	2	21	0	0	7	0	3
Mahoning Co. #2	196	0	0	232	179	0	8
Mahoning Co. #3	51	45	0	15	48	0	3
Mahoning Co. #4	164	1	0	80	180	0	27
Mahoning Co. #5	18	41	1	73	35	0	6
Meigs Co.	0	296	0	1	0	0	6
Monroe Co.	4	4	0	1	1	0	64
Morgan Co.	0	7	0	7	0	0	1
Muskingum Co.	21	67	2	3	14	0	0
Noble Co.	17	19	0	1	0	0	0
Paulding Co.	3	42	0	8	9	0	0
Perry Co.	12	34	0	14	54	0	0
Pike Co.	36	97	0	86	30	0	0
Sandusky Co. #1	4	4	1	5	15	0	46
Sandusky Co. #2	25	7	0	29	14	0	52
Trumbull Co. (Central)	54	75	0	9	13	0	0
Trumbull Co. (Eastern)	31	36	0	13	19	0	0
Tuscarawas Co.	17	23	0	1	0	0	0
Vinton Co.	75	0	0	12	15	0	0
Warren Co.	82	189	0	22	96	0	14
Statewide	1,357	1,387	5	1,438	1,326	1	313

County Courts
Misdemeanor Overall Caseloads
2013

Court	Cases Pending January 1	New Filings	Reactivations and Transfers	Total Cases	Total Terminations	Clearance Rate	Cases Pending December 31	Cases Pending Beyond Time Guidelines
Adams Co.	56	458	86	600	542	100%	58	0
Ashtabula Co. (Eastern)	121	500	105	726	603	100%	123	22
Ashtabula Co. (Western)	213	950	157	1,320	1,132	102%	188	3
Belmont Co. (Eastern)	106	716	0	822	744	104%	78	0
Belmont Co. (Northern)	89	879	0	968	890	101%	78	0
Belmont Co. (Western)	56	703	0	759	684	97%	75	3
Butler Co. #1	313	1,563	458	2,334	2,027	100%	307	17
Butler Co. #2	500	1,521	689	2,710	2,176	98%	534	52
Butler Co. #3	358	1,746	1,023	3,127	2,739	99%	388	42
Fulton Co. (Eastern)	79	293	42	414	362	108%	52	1
Fulton Co. (Western)	73	513	101	687	610	99%	77	1
Harrison Co.	128	409	94	631	508	101%	123	46
Highland Co.	43	335	86	464	425	101%	39	2
Jefferson Co. #1	125	309	1	435	312	101%	123	89
Jefferson Co. #2	73	211	13	297	204	91%	93	17
Jefferson Co. #3	349	223	21	593	255	105%	338	82
Mahoning Co. #2	303	1,375	699	2,377	2,077	100%	300	15
Mahoning Co. #3	45	437	83	565	494	95%	71	4
Mahoning Co. #4	155	1,035	512	1,702	1,493	97%	209	12
Mahoning Co. #5	68	352	135	555	497	102%	58	0
Meigs Co.	512	458	8	978	439	94%	539	272
Monroe Co.	106	421	31	558	453	100%	105	32
Morgan Co.	30	214	14	258	234	103%	24	0
Muskingum Co.	192	1,188	161	1,541	1,406	104%	135	0
Noble Co.	22	169	4	195	175	101%	20	0
Paulding Co.	95	356	60	511	422	101%	89	34
Perry Co.	92	507	83	682	547	93%	135	30
Pike Co.	210	758	264	1,232	1,077	105%	155	57
Sandusky Co. #1	67	373	75	515	443	99%	72	1
Sandusky Co. #2	229	267	37	533	479	158%	54	0
Trumbull Co. (Central)	138	386	170	694	587	106%	107	3
Trumbull Co. (Eastern)	82	284	46	412	357	108%	55	3
Tuscarawas Co.	138	758	59	955	834	102%	121	0
Vinton Co.	52	355	6	413	355	98%	58	2
Warren Co.	140	1,074	356	1,570	1,464	102%	106	9
Statewide	5,358	22,096	5,679	33,133	28,046	101%	5,087	851

County Courts
Misdemeanor Terminations
2013

Court	Jury Trial	Court Trial	Guilty/No Contest to Original Charge Judge	Guilty/No Contest to Original Charge Magistrate	Guilty/No Contest to Reduced Charge	Dismissal: Lack of Speedy Trial	Other Dismissals	Violations Bureau	Transferred Out	Unavailability of Party	Bankruptcy Stay/Interlocutory Appeal	Other Terminations
Adams Co.	3	10	221	0	50	0	100	66	0	91	0	0
Ashtabula Co. (Eastern)	2	2	216	0	41	13	145	38	0	140	4	2
Ashtabula Co. (Western)	3	5	502	0	70	0	273	44	0	241	0	5
Belmont Co. (Eastern)	0	1	356	0	36	0	185	1	0	132	0	35
Belmont Co. (Northern)	0	0	486	0	17	0	168	3	0	176	0	40
Belmont Co. (Western)	0	0	244	0	27	0	123	43	0	219	0	29
Butler Co. #1	4	27	520	9	317	0	439	260	47	402	0	2
Butler Co. #2	9	10	663	24	170	0	475	53	38	730	1	3
Butler Co. #3	9	29	428	1	394	0	706	91	34	1,044	2	1
Fulton Co. (Eastern)	0	3	133	1	41	0	100	16	0	66	0	2
Fulton Co. (Western)	0	10	261	1	81	0	131	19	0	99	0	4
Harrison Co.	0	0	103	0	35	0	206	39	0	125	0	0
Highland Co.	0	0	224	0	38	0	76	16	0	71	0	0
Jefferson Co. #1	0	0	206	0	25	0	54	19	0	0	0	8
Jefferson Co. #2	0	0	137	0	17	0	23	7	0	13	0	7
Jefferson Co. #3	0	25	77	9	25	0	58	31	0	21	0	7
Mahoning Co. #2	0	1	758	0	311	0	300	8	11	623	0	39
Mahoning Co. #3	2	2	149	0	126	2	84	38	0	78	0	4
Mahoning Co. #4	1	11	636	1	84	0	200	46	0	415	0	19
Mahoning Co. #5	0	0	141	0	94	15	115	8	0	96	0	5
Meigs Co.	0	0	143	0	35	0	203	34	0	0	0	24
Monroe Co.	2	6	188	0	29	0	129	36	0	31	0	28
Morgan Co.	0	0	95	0	30	0	43	52	0	12	0	2
Muskingum Co.	16	16	919	0	24	9	36	245	12	132	0	0
Noble Co.	0	4	121	0	2	6	9	23	1	9	0	0
Paulding Co.	1	49	190	8	31	2	60	14	0	64	0	2
Perry Co.	2	2	258	0	69	13	61	54	0	87	0	1
Pike Co.	1	0	456	0	44	0	299	1	0	265	0	0
Sandusky Co. #1	2	0	154	0	82	3	93	47	0	58	0	2
Sandusky Co. #2	3	0	136	0	18	3	178	30	0	65	0	42
Trumbull Co. (Central)	8	3	247	0	64	1	150	19	0	94	0	0
Trumbull Co. (Eastern)	0	0	162	0	51	10	76	5	0	54	0	1
Tuscarawas Co.	3	9	487	0	112	0	92	9	0	78	0	43
Vinton Co.	23	0	219	0	2	0	24	37	0	49	0	1
Warren Co.	4	33	455	0	106	0	178	146	95	391	10	37
Statewide	98	258	10,691	54	2,698	77	5,592	1,598	238	6,171	17	395

County Courts
Operating a Vehicle While Under the Influence Overall Caseloads
2013

Court	Cases Pending January 1	New Filings	Reactivations and Transfers	Total Cases	Total Terminations	Clearance Rate	Cases Pending December 31	Cases Pending Beyond Time Guidelines
Adams Co.	34	144	13	191	151	96%	40	0
Ashtabula Co. (Eastern)	49	111	13	173	134	108%	39	6
Ashtabula Co. (Western)	62	216	16	294	256	110%	38	3
Belmont Co. (Eastern)	40	152	0	192	156	103%	36	4
Belmont Co. (Northern)	16	190	0	206	186	98%	20	0
Belmont Co. (Western)	34	254	0	288	252	99%	36	2
Butler Co. #1	38	151	16	205	176	105%	29	5
Butler Co. #2	153	277	14	444	331	114%	113	29
Butler Co. #3	98	336	60	494	377	95%	117	22
Fulton Co. (Eastern)	20	75	2	97	76	99%	21	0
Fulton Co. (Western)	21	85	2	108	82	94%	26	1
Harrison Co.	18	183	3	204	151	81%	53	4
Highland Co.	6	17	2	25	23	121%	2	0
Jefferson Co. #1	98	155	2	255	159	101%	96	63
Jefferson Co. #2	41	104	8	153	101	90%	52	18
Jefferson Co. #3	95	78	4	177	83	101%	94	21
Mahoning Co. #2	117	239	16	372	290	114%	82	10
Mahoning Co. #3	28	91	7	126	104	106%	22	2
Mahoning Co. #4	159	429	31	619	468	102%	151	5
Mahoning Co. #5	56	178	14	248	203	106%	45	0
Meigs Co.	98	99	4	201	115	112%	86	22
Monroe Co.	23	50	3	76	58	109%	18	4
Morgan Co.	11	46	2	59	52	108%	7	0
Muskingum Co.	42	254	18	314	273	100%	41	0
Noble Co.	9	43	1	53	42	95%	11	0
Paulding Co.	23	86	4	113	90	100%	23	2
Perry Co.	19	103	9	131	107	96%	24	3
Pike Co.	37	122	14	173	140	103%	33	7
Sandusky Co. #1	24	116	21	161	132	96%	29	3
Sandusky Co. #2	29	75	9	113	87	104%	26	0
Trumbull Co. (Central)	29	74	29	132	101	98%	31	0
Trumbull Co. (Eastern)	13	62	5	80	57	85%	23	0
Tuscarawas Co.	21	147	10	178	142	90%	36	0
Vinton Co.	16	79	1	96	72	90%	24	2
Warren Co.	48	240	27	315	258	97%	57	2
Statewide	1,625	5,061	380	7,066	5,485	101%	1,581	240

County Courts
Operating a Vehicle While Under the Influence Terminations
2013

Court	Jury Trial	Court Trial	Guilty/No Contest to Original Charge Judge	Guilty/No Contest to Original Charge Magistrate	Guilty/No Contest to Reduced Charge	Dismissal: Lack of Speedy Trial	Other Dismissals	Transferred Out	Unavailability of Party	Bankruptcy Stay/Interlocutory Appeal	Other Terminations
Adams Co.	1	2	78	0	35	0	7	0	27	0	1
Ashtabula Co. (Eastern)	0	0	77	0	28	2	12	0	13	2	0
Ashtabula Co. (Western)	0	0	150	0	69	2	15	0	22	0	0
Belmont Co. (Eastern)	0	0	70	0	50	0	19	0	8	0	9
Belmont Co. (Northern)	0	0	135	0	23	0	7	2	13	0	6
Belmont Co. (Western)	0	0	182	0	26	0	16	0	16	0	12
Butler Co. #1	0	4	61	0	46	0	13	44	8	0	0
Butler Co. #2	10	0	205	0	73	0	12	5	25	0	1
Butler Co. #3	1	6	152	0	154	0	8	7	49	0	0
Fulton Co. (Eastern)	0	0	46	0	19	0	5	0	4	0	2
Fulton Co. (Western)	1	1	42	0	27	0	4	0	3	0	2
Harrison Co.	0	0	85	0	45	0	12	0	8	0	0
Highland Co.	0	0	9	0	12	0	1	0	2	0	0
Jefferson Co. #1	0	2	130	0	18	0	2	0	0	0	4
Jefferson Co. #2	0	0	76	0	3	0	5	1	5	0	10
Jefferson Co. #3	0	35	13	3	20	0	4	0	5	0	3
Mahoning Co. #2	0	0	168	0	97	0	3	0	12	0	5
Mahoning Co. #3	0	0	52	0	39	0	2	0	2	0	5
Mahoning Co. #4	0	0	156	0	210	0	44	0	23	0	11
Mahoning Co. #5	2	0	72	0	70	5	12	0	9	0	5
Meigs Co.	0	0	44	0	19	0	18	0	0	0	34
Monroe Co.	0	0	29	0	21	1	6	0	1	0	0
Morgan Co.	0	0	42	0	5	0	4	0	1	0	0
Muskingum Co.	6	1	234	0	2	1	6	6	17	0	2
Noble Co.	0	4	32	0	0	0	1	0	5	0	0
Paulding Co.	1	0	61	0	23	0	1	0	3	0	1
Perry Co.	0	0	77	0	8	2	5	0	12	0	2
Pike Co.	0	0	75	0	32	0	13	0	20	0	0
Sandusky Co. #1	3	0	52	0	48	3	10	0	12	0	2
Sandusky Co. #2	1	0	45	0	20	2	12	0	7	0	0
Trumbull Co. (Central)	0	1	56	0	21	3	10	0	10	0	0
Trumbull Co. (Eastern)	0	0	25	0	24	0	5	0	3	0	0
Tuscarawas Co.	0	1	90	0	15	0	18	0	15	0	3
Vinton Co.	12	1	49	0	0	0	3	0	7	0	0
Warren Co.	0	1	161	0	58	0	3	15	19	0	1
Statewide	38	59	3,031	3	1,360	21	318	80	386	2	121

County Courts
Other Traffic Overall Caseloads
2013

Court	Cases Pending January 1	New Filings	Reactivations and Transfers	Total Cases	Total Terminations	Clearance Rate	Cases Pending December 31	Cases Pending Beyond Time Guidelines
Adams Co.	140	2,792	198	3,130	2,976	100%	154	0
Ashtabula Co. (Eastern)	112	2,247	190	2,549	2,394	98%	155	3
Ashtabula Co. (Western)	175	1,795	96	2,066	1,941	103%	125	2
Belmont Co. (Eastern)	248	2,942	0	3,190	3,026	103%	164	0
Belmont Co. (Northern)	119	1,704	0	1,823	1,717	101%	106	2
Belmont Co. (Western)	514	4,371	0	4,885	4,511	103%	374	3
Butler Co. #1	163	1,878	169	2,210	2,009	98%	201	8
Butler Co. #2	814	5,693	422	6,929	6,107	100%	822	75
Butler Co. #3	537	6,748	782	8,067	7,454	99%	613	94
Fulton Co. (Eastern)	242	4,191	154	4,587	4,366	100%	221	12
Fulton Co. (Western)	337	3,227	292	3,856	3,598	102%	258	4
Harrison Co.	251	4,135	402	4,788	4,439	98%	349	30
Highland Co.	7	240	20	267	257	99%	10	0
Jefferson Co. #1	353	2,723	0	3,076	2,697	99%	379	309
Jefferson Co. #2	96	1,038	84	1,218	1,117	100%	101	15
Jefferson Co. #3	812	1,487	40	2,339	1,599	105%	740	420
Mahoning Co. #2	415	4,493	341	5,249	4,775	99%	474	7
Mahoning Co. #3	101	1,882	81	2,064	1,924	98%	140	1
Mahoning Co. #4	687	8,114	595	9,396	8,679	100%	717	11
Mahoning Co. #5	349	4,685	296	5,330	5,090	102%	240	2
Meigs Co.	1,570	4,617	23	6,210	4,805	104%	1,405	994
Monroe Co.	58	559	54	671	615	100%	56	18
Morgan Co.	10	413	12	435	422	99%	13	1
Muskingum Co.	511	8,445	63	9,019	8,759	103%	260	0
Noble Co.	47	1,256	11	1,314	1,285	101%	29	0
Paulding Co.	127	3,198	102	3,427	3,344	101%	83	12
Perry Co.	77	1,109	84	1,270	1,123	94%	147	63
Pike Co.	319	3,474	250	4,043	3,733	100%	310	36
Sandusky Co. #1	331	5,674	626	6,631	6,369	101%	262	1
Sandusky Co. #2	1,042	6,034	637	7,713	7,405	111%	308	0
Trumbull Co. (Central)	180	1,791	198	2,169	1,954	98%	215	10
Trumbull Co. (Eastern)	29	507	38	574	542	99%	32	4
Tuscarawas Co.	179	2,651	69	2,899	2,784	102%	115	0
Vinton Co.	67	1,795	21	1,883	1,799	99%	84	0
Warren Co.	184	3,663	813	4,660	4,469	100%	191	3
Statewide	11,203	111,571	7,163	129,937	120,084	101%	9,853	2,140

County Courts
Other Traffic Terminations
2013

Court	Jury Trial	Court Trial	Guilty/No Contest to Original Charge Judge	Guilty/No Contest to Original Charge Magistrate	Guilty/No Contest to Reduced Charge	Dismissal: Lack of Speedy Trial	Other Dismissals	Violations Bureau	Transferred Out	Unavailability of Party	Bankruptcy Stay/Interlocutory Appeal	Other Terminations
Adams Co.	3	2	305	0	31	1	81	2,289	0	262	0	2
Ashtabula Co. (Eastern)	1	10	262	1	86	18	80	1,708	0	217	7	4
Ashtabula Co. (Western)	1	1	454	0	72	1	91	1,121	0	202	0	4
Belmont Co. (Eastern)	1	5	242	0	75	3	62	2,369	0	252	0	17
Belmont Co. (Northern)	1	1	306	0	24	0	44	1,148	0	187	0	6
Belmont Co. (Western)	0	17	236	0	24	0	54	3,765	0	401	0	14
Butler Co. #1	0	24	291	0	63	0	239	1,227	15	149	0	1
Butler Co. #2	13	14	919	1	74	1	194	4,173	10	703	0	5
Butler Co. #3	8	32	1,171	0	222	3	576	4,446	14	980	1	1
Fulton Co. (Eastern)	0	8	265	1	178	2	28	3,289	0	560	1	34
Fulton Co. (Western)	0	7	290	0	136	0	63	2,756	0	331	0	10
Harrison Co.	0	1	192	0	259	1	107	3,373	0	506	0	1
Highland Co.	0	2	147	0	3	0	12	68	0	24	0	0
Jefferson Co. #1	0	1	669	0	16	0	85	1,749	0	0	0	176
Jefferson Co. #2	0	0	207	0	18	0	17	773	0	86	0	16
Jefferson Co. #3	0	22	171	80	35	0	36	1,201	0	35	0	20
Mahoning Co. #2	4	0	1,162	0	429	0	136	2,422	1	277	0	344
Mahoning Co. #3	2	2	318	0	143	0	34	1,260	0	52	0	89
Mahoning Co. #4	0	15	1,223	0	764	0	106	5,743	0	256	0	530
Mahoning Co. #5	4	4	384	0	239	18	115	3,758	0	389	0	73
Meigs Co.	0	0	556	0	86	0	117	3,919	0	0	0	127
Monroe Co.	0	5	122	0	15	0	11	404	0	54	0	4
Morgan Co.	0	1	59	0	1	0	15	333	0	11	0	2
Muskingum Co.	15	13	799	0	5	6	20	7,796	5	95	0	4
Noble Co.	0	2	71	0	1	1	4	1,200	0	6	0	0
Paulding Co.	1	21	284	0	26	0	8	2,825	0	177	0	2
Perry Co.	1	0	150	0	7	15	15	805	0	127	1	1
Pike Co.	0	3	2,440	24	9	0	214	644	0	396	0	1
Sandusky Co. #1	4	0	366	0	112	22	155	4,647	0	1,025	0	28
Sandusky Co. #2	4	0	813	0	156	4	231	5,112	1	1,072	0	8
Trumbull Co. (Central)	5	1	495	2	153	13	207	936	1	141	0	0
Trumbull Co. (Eastern)	0	0	211	0	45	1	33	224	1	27	0	0
Tuscarawas Co.	0	3	382	0	47	0	75	2,125	0	133	0	19
Vinton Co.	33	7	458	1	2	0	13	1,098	0	186	0	1
Warren Co.	0	49	815	0	112	10	67	2,532	30	833	4	10
Statewide	101	273	17,235	110	3,668	120	3,345	83,238	78	10,152	14	1,554

County Courts
Personal Injury and Property Damage Overall Caseloads
2013

Court	Cases Pending January 1	New Filings	Reactivations and Transfers	Total Cases	Total Terminations	Clearance Rate	Cases Pending December 31	Cases Pending Beyond Time Guidelines
Adams Co.	5	5	0	10	5	100%	5	0
Ashtabula Co. (Eastern)	5	5	0	10	8	160%	2	0
Ashtabula Co. (Western)	0	0	0	0	0	-	0	0
Belmont Co. (Eastern)	0	0	0	0	0	-	0	0
Belmont Co. (Northern)	5	7	0	12	10	143%	2	0
Belmont Co. (Western)	2	14	0	16	9	64%	7	0
Butler Co. #1	0	9	0	9	5	56%	4	0
Butler Co. #2	7	24	0	31	15	63%	16	2
Butler Co. #3	20	31	1	52	29	91%	23	3
Fulton Co. (Eastern)	4	3	0	7	2	67%	5	0
Fulton Co. (Western)	0	5	1	6	4	67%	2	0
Harrison Co.	1	6	0	7	4	67%	3	0
Highland Co.	1	2	0	3	2	100%	1	1
Jefferson Co. #1	0	0	0	0	0	-	0	0
Jefferson Co. #2	0	0	0	0	0	-	0	0
Jefferson Co. #3	0	0	0	0	0	-	0	0
Mahoning Co. #2	12	21	1	34	22	100%	12	0
Mahoning Co. #3	1	3	0	4	3	100%	1	0
Mahoning Co. #4	2	13	0	15	13	100%	2	0
Mahoning Co. #5	2	4	0	6	2	50%	4	0
Meigs Co.	0	0	0	0	0	-	0	0
Monroe Co.	0	0	0	0	0	-	0	0
Morgan Co.	1	4	0	5	4	100%	1	0
Muskingum Co.	11	25	1	37	27	104%	10	0
Noble Co.	0	0	0	0	0	-	0	0
Paulding Co.	0	0	0	0	0	-	0	0
Perry Co.	3	4	0	7	5	125%	2	0
Pike Co.	10	13	0	23	16	123%	7	0
Sandusky Co. #1	2	1	0	3	3	300%	0	0
Sandusky Co. #2	0	0	0	0	0	-	0	0
Trumbull Co. (Central)	7	4	0	11	6	150%	5	0
Trumbull Co. (Eastern)	1	5	0	6	4	80%	2	0
Tuscarawas Co.	0	0	0	0	0	-	0	0
Vinton Co.	0	0	0	0	0	-	0	0
Warren Co.	13	23	0	36	22	96%	14	0
Statewide	115	231	4	350	220	94%	130	6

County Courts
Personal Injury and Property Damage Terminations
2013

Court	Jury Trial	Court Trial	Default Hearing by Judge	Default Hearing by Magistrate	Dismissal: Want of Prosecution	Other Dismissals	Transferred Out	Private Judge	Unavailability of Party	Bankruptcy Stay/Interlocutory Appeal	Other Terminations
Adams Co.	0	0	4	0	1	0	0	0	0	0	0
Ashtabula Co. (Eastern)	1	0	5	0	0	2	0	0	0	0	0
Ashtabula Co. (Western)	0	0	0	0	0	0	0	0	0	0	0
Belmont Co. (Eastern)	0	0	0	0	0	0	0	0	0	0	0
Belmont Co. (Northern)	0	0	6	0	0	1	0	0	0	0	3
Belmont Co. (Western)	0	0	5	0	0	4	0	0	0	0	0
Butler Co. #1	0	0	4	0	0	1	0	0	0	0	0
Butler Co. #2	0	0	10	0	0	5	0	0	0	0	0
Butler Co. #3	0	0	14	1	0	11	1	0	0	0	2
Fulton Co. (Eastern)	0	0	0	0	0	2	0	0	0	0	0
Fulton Co. (Western)	0	0	2	0	0	2	0	0	0	0	0
Harrison Co.	0	0	2	0	0	1	1	0	0	0	0
Highland Co.	0	0	2	0	0	0	0	0	0	0	0
Jefferson Co. #1	0	0	0	0	0	0	0	0	0	0	0
Jefferson Co. #2	0	0	0	0	0	0	0	0	0	0	0
Jefferson Co. #3	0	0	0	0	0	0	0	0	0	0	0
Mahoning Co. #2	0	2	12	0	0	7	0	0	0	0	2
Mahoning Co. #3	0	0	2	0	0	0	0	0	0	0	0
Mahoning Co. #4	0	0	6	0	0	3	0	0	0	0	6
Mahoning Co. #5	0	0	2	0	0	0	0	0	0	0	0
Meigs Co.	0	0	0	0	0	0	0	0	0	0	0
Monroe Co.	0	0	0	0	0	0	0	0	0	0	0
Morgan Co.	0	0	3	0	0	1	0	0	0	0	0
Muskingum Co.	0	0	22	0	0	5	0	0	0	0	0
Noble Co.	0	0	0	0	0	0	0	0	0	0	0
Paulding Co.	0	0	0	0	0	0	0	0	0	0	0
Perry Co.	0	0	5	0	0	0	0	0	0	0	0
Pike Co.	0	0	14	0	0	2	0	0	0	0	0
Sandusky Co. #1	0	1	0	0	0	3	0	0	0	0	0
Sandusky Co. #2	0	0	0	0	0	0	0	0	0	0	0
Trumbull Co. (Central)	0	1	3	0	0	2	0	0	0	0	0
Trumbull Co. (Eastern)	0	0	2	0	0	2	0	0	0	0	0
Tuscarawas Co.	0	0	0	0	0	0	0	0	0	0	0
Vinton Co.	0	0	0	0	0	0	0	0	0	0	0
Warren Co.	0	0	1	11	0	9	0	0	0	0	0
Statewide	1	4	126	12	1	63	2	0	0	0	13

County Courts
Contracts Overall Caseloads
2013

Court	Cases Pending January 1	New Filings	Reactivations and Transfers	Total Cases	Total Terminations	Clearance Rate	Cases Pending December 31	Cases Pending Beyond Time Guidelines
Adams Co.	133	155	0	288	204	132%	84	18
Ashtabula Co. (Eastern)	143	227	3	373	292	127%	81	1
Ashtabula Co. (Western)	142	326	8	476	381	114%	95	1
Belmont Co. (Eastern)	77	223	0	300	255	114%	45	1
Belmont Co. (Northern)	94	221	0	315	259	117%	56	1
Belmont Co. (Western)	110	309	0	419	327	106%	92	3
Butler Co. #1	214	640	2	856	597	93%	259	3
Butler Co. #2	447	497	12	956	639	126%	317	102
Butler Co. #3	512	459	7	978	710	152%	268	71
Fulton Co. (Eastern)	40	181	0	221	144	80%	77	2
Fulton Co. (Western)	0	329	14	343	117	34%	226	2
Harrison Co.	56	101	3	160	118	113%	42	2
Highland Co.	21	50	6	77	62	111%	15	1
Jefferson Co. #1	153	154	3	310	156	99%	154	97
Jefferson Co. #2	212	141	2	355	159	111%	196	128
Jefferson Co. #3	241	115	1	357	126	109%	231	166
Mahoning Co. #2	232	509	9	750	542	105%	208	10
Mahoning Co. #3	67	144	4	215	180	122%	35	0
Mahoning Co. #4	212	647	102	961	817	109%	144	22
Mahoning Co. #5	105	196	8	309	248	122%	61	2
Meigs Co.	142	232	0	374	200	86%	174	88
Monroe Co.	0	0	0	0	0	-	0	0
Morgan Co.	24	83	4	111	85	98%	26	0
Muskingum Co.	268	595	2	865	688	115%	177	0
Noble Co.	22	70	0	92	68	97%	24	1
Paulding Co.	0	0	0	0	0	-	0	0
Perry Co.	206	341	1	548	382	112%	166	29
Pike Co.	179	242	1	422	329	135%	93	22
Sandusky Co. #1	66	167	43	276	238	113%	38	0
Sandusky Co. #2	155	136	11	302	265	180%	37	0
Trumbull Co. (Central)	108	185	0	293	212	115%	81	1
Trumbull Co. (Eastern)	100	162	8	270	216	127%	54	0
Tuscarawas Co.	93	281	2	376	302	107%	74	0
Vinton Co.	0	0	0	0	0	-	0	0
Warren Co.	289	571	34	894	697	115%	197	0
Statewide	4,863	8,689	290	13,842	10,015	112%	3,827	774

County Courts
Contracts Terminations
2013

Court	Jury Trial	Court Trial	Default Hearing by Judge	Default Hearing by Magistrate	Dismissal: Want of Prosecution	Other Dismissals	Transferred Out	Private Judge	Unavailability of Party	Bankruptcy Stay/Interlocutory Appeal	Other Terminations
Adams Co.	0	12	142	0	38	10	0	0	0	5	1
Ashtabula Co. (Eastern)	0	20	185	0	0	79	1	0	3	5	0
Ashtabula Co. (Western)	3	15	255	0	27	65	0	0	0	13	5
Belmont Co. (Eastern)	0	0	185	0	0	66	0	0	0	2	2
Belmont Co. (Northern)	0	0	209	0	0	27	0	0	0	6	17
Belmont Co. (Western)	0	0	269	0	0	48	0	0	0	9	1
Butler Co. #1	8	4	415	0	2	156	6	0	1	2	3
Butler Co. #2	7	10	430	11	51	106	0	0	2	14	8
Butler Co. #3	3	5	367	4	104	170	2	0	0	24	31
Fulton Co. (Eastern)	0	1	102	0	4	26	0	0	0	1	10
Fulton Co. (Western)	0	2	90	0	0	23	0	0	1	0	1
Harrison Co.	0	10	87	0	0	17	0	0	1	2	1
Highland Co.	0	1	35	0	0	14	2	0	0	6	4
Jefferson Co. #1	0	0	129	0	0	27	0	0	0	0	0
Jefferson Co. #2	0	0	130	1	0	22	0	0	0	0	6
Jefferson Co. #3	0	0	105	0	0	20	0	0	0	1	0
Mahoning Co. #2	5	8	351	3	0	131	2	1	0	11	18
Mahoning Co. #3	0	5	124	0	0	38	1	0	0	3	1
Mahoning Co. #4	0	28	372	3	0	181	0	0	2	14	262
Mahoning Co. #5	0	5	171	1	0	50	1	0	0	6	3
Meigs Co.	0	0	141	0	1	58	0	0	0	0	0
Monroe Co.	0	0	0	0	0	0	0	0	0	0	0
Morgan Co.	0	0	31	0	0	54	0	0	0	0	0
Muskingum Co.	2	0	518	0	0	121	6	0	0	38	3
Noble Co.	0	6	42	0	0	15	0	0	0	6	0
Paulding Co.	0	0	0	0	0	0	0	0	0	0	0
Perry Co.	0	10	285	0	0	77	0	0	0	1	10
Pike Co.	1	0	250	0	0	62	0	0	0	11	5
Sandusky Co. #1	3	2	139	0	0	31	0	2	48	1	11
Sandusky Co. #2	3	2	125	0	7	113	0	1	2	1	6
Trumbull Co. (Central)	0	20	119	1	16	49	0	0	1	6	0
Trumbull Co. (Eastern)	0	16	135	1	10	47	2	0	2	1	0
Tuscarawas Co.	1	8	226	0	0	60	0	0	0	5	2
Vinton Co.	0	0	0	0	0	0	0	0	0	0	0
Warren Co.	0	50	41	389	0	193	2	0	0	14	3
Statewide	36	240	6,205	414	260	2,156	25	4	63	208	414

County Courts
Forcible Entry and Detainer Overall Caseloads
2013

Court	Cases Pending January 1	New Filings	Reactivations and Transfers	Total Cases	Total Terminations	Clearance Rate	Cases Pending December 31	Cases Pending Beyond Time Guidelines
Adams Co.	12	105	0	117	99	94%	18	1
Ashtabula Co. (Eastern)	13	47	1	61	55	115%	6	0
Ashtabula Co. (Western)	9	117	1	127	122	103%	5	0
Belmont Co. (Eastern)	9	89	0	98	86	97%	12	0
Belmont Co. (Northern)	14	104	0	118	111	107%	7	0
Belmont Co. (Western)	11	49	0	60	50	102%	10	1
Butler Co. #1	19	105	0	124	113	108%	11	0
Butler Co. #2	58	295	0	353	301	102%	52	11
Butler Co. #3	75	502	10	587	503	98%	84	4
Fulton Co. (Eastern)	23	89	0	112	71	80%	41	6
Fulton Co. (Western)	26	96	0	122	85	89%	37	0
Harrison Co.	7	34	0	41	35	103%	6	0
Highland Co.	7	71	0	78	72	101%	6	0
Jefferson Co. #1	25	93	2	120	89	94%	31	18
Jefferson Co. #2	4	59	1	64	53	88%	11	2
Jefferson Co. #3	19	26	0	45	24	92%	21	14
Mahoning Co. #2	54	233	5	292	223	94%	69	4
Mahoning Co. #3	3	53	1	57	48	89%	9	0
Mahoning Co. #4	97	521	7	625	540	102%	85	2
Mahoning Co. #5	4	20	1	25	21	100%	4	0
Meigs Co.	39	78	0	117	66	85%	51	34
Monroe Co.	0	0	0	0	0	-	0	0
Morgan Co.	12	29	1	42	36	120%	6	0
Muskingum Co.	26	152	0	178	163	107%	15	0
Noble Co.	1	18	1	20	17	89%	3	0
Paulding Co.	4	48	1	53	43	88%	10	0
Perry Co.	90	128	3	221	122	93%	99	35
Pike Co.	111	102	2	215	62	60%	153	57
Sandusky Co. #1	4	85	2	91	75	86%	16	0
Sandusky Co. #2	17	19	3	39	34	155%	5	0
Trumbull Co. (Central)	11	54	0	65	51	94%	14	1
Trumbull Co. (Eastern)	21	43	0	64	55	128%	9	0
Tuscarawas Co.	17	153	0	170	156	102%	14	0
Vinton Co.	0	54	0	54	52	96%	2	0
Warren Co.	16	203	5	224	197	95%	27	0
Statewide	858	3,874	47	4,779	3,830	98%	949	190

County Courts
Forcible Entry and Detainer Terminations
2013

Court	Jury Trial	Court Trial	Default Hearing by Judge	Default Hearing by Magistrate	Dismissal: Want of Prosecution	Other Dismissals	Transferred Out	Private Judge	Unavailability of Party	Bankruptcy Stay/Interlocutory Appeal	Other Terminations
Adams Co.	1	78	1	0	1	14	0	0	0	0	0
Ashtabula Co. (Eastern)	1	5	23	1	0	25	0	0	0	0	0
Ashtabula Co. (Western)	0	0	87	0	0	33	0	0	0	0	2
Belmont Co. (Eastern)	0	0	62	0	0	24	0	0	0	0	0
Belmont Co. (Northern)	0	0	59	0	0	40	0	0	0	0	12
Belmont Co. (Western)	0	0	36	0	0	14	0	0	0	0	0
Butler Co. #1	0	0	2	63	0	47	1	0	0	0	0
Butler Co. #2	0	0	46	31	1	197	0	0	0	1	25
Butler Co. #3	0	0	22	113	1	331	0	0	0	6	30
Fulton Co. (Eastern)	1	1	20	0	2	38	0	0	1	0	8
Fulton Co. (Western)	0	22	21	0	0	39	0	0	1	0	2
Harrison Co.	0	0	22	0	0	13	0	0	0	0	0
Highland Co.	0	0	63	0	0	9	0	0	0	0	0
Jefferson Co. #1	0	0	65	0	0	24	0	0	0	0	0
Jefferson Co. #2	0	0	49	0	0	3	0	0	0	0	1
Jefferson Co. #3	0	0	19	0	0	4	0	0	0	0	1
Mahoning Co. #2	0	0	121	13	0	84	0	0	0	2	1
Mahoning Co. #3	0	1	30	0	0	15	0	0	0	0	0
Mahoning Co. #4	0	5	150	0	0	188	0	0	1	0	202
Mahoning Co. #5	0	0	8	1	0	9	1	0	0	1	1
Meigs Co.	0	0	48	0	0	18	0	0	0	0	0
Monroe Co.	0	0	0	0	0	0	0	0	0	0	0
Morgan Co.	0	15	7	0	0	14	0	0	0	0	0
Muskingum Co.	0	0	63	0	0	97	3	0	0	0	0
Noble Co.	0	10	4	0	0	4	0	0	0	0	1
Paulding Co.	1	15	5	0	0	20	0	0	0	0	0
Perry Co.	0	0	55	0	0	60	0	0	0	0	1
Pike Co.	16	15	4	0	0	27	0	0	0	0	0
Sandusky Co. #1	0	0	57	0	1	11	0	0	1	0	5
Sandusky Co. #2	0	0	14	0	2	16	0	0	0	0	1
Trumbull Co. (Central)	0	0	22	0	6	23	0	0	0	0	0
Trumbull Co. (Eastern)	0	0	30	0	4	20	0	0	0	1	0
Tuscarawas Co.	0	0	75	0	0	81	0	0	0	0	0
Vinton Co.	0	0	48	0	0	4	0	0	0	0	0
Warren Co.	0	0	1	138	0	56	0	0	0	1	0
Statewide	20	167	1,339	360	18	1,602	5	0	4	12	293

County Courts
Other Civil Overall Caseloads
2013

Court	Cases Pending January 1	New Filings	Reactivations and Transfers	Total Cases	Total Terminations	Clearance Rate	Cases Pending December 31	Cases Pending Beyond Time Guidelines
Adams Co.	2	6	0	8	7	117%	1	0
Ashtabula Co. (Eastern)	15	43	0	58	54	126%	4	0
Ashtabula Co. (Western)	1	9	0	10	10	111%	0	0
Belmont Co. (Eastern)	0	3	0	3	2	67%	1	0
Belmont Co. (Northern)	0	6	0	6	5	83%	1	0
Belmont Co. (Western)	0	10	0	10	9	90%	1	0
Butler Co. #1	5	20	0	25	21	105%	4	0
Butler Co. #2	15	24	1	40	25	100%	15	4
Butler Co. #3	2	36	0	38	31	86%	7	0
Fulton Co. (Eastern)	48	116	0	164	118	102%	46	0
Fulton Co. (Western)	218	147	6	371	336	220%	35	18
Harrison Co.	1	0	0	1	1	-	0	0
Highland Co.	1	1	1	3	0	0%	3	1
Jefferson Co. #1	74	14	0	88	1	7%	87	74
Jefferson Co. #2	0	6	0	6	4	67%	2	0
Jefferson Co. #3	1	5	0	6	5	100%	1	1
Mahoning Co. #2	27	56	0	83	75	134%	8	0
Mahoning Co. #3	0	2	0	2	1	50%	1	0
Mahoning Co. #4	3	11	0	14	8	73%	6	1
Mahoning Co. #5	2	12	0	14	12	100%	2	0
Meigs Co.	18	4	0	22	4	100%	18	17
Monroe Co.	57	146	3	206	165	111%	41	7
Morgan Co.	0	1	0	1	1	100%	0	0
Muskingum Co.	5	21	0	26	22	105%	4	0
Noble Co.	0	1	0	1	1	100%	0	0
Paulding Co.	76	238	10	324	221	89%	103	15
Perry Co.	1	5	0	6	4	80%	2	0
Pike Co.	3	13	0	16	9	69%	7	3
Sandusky Co. #1	1	16	2	19	18	100%	1	0
Sandusky Co. #2	11	8	0	19	19	238%	0	0
Trumbull Co. (Central)	0	0	0	0	0	-	0	0
Trumbull Co. (Eastern)	0	3	0	3	3	100%	0	0
Tuscarawas Co.	1	13	0	14	14	108%	0	0
Vinton Co.	54	117	4	175	142	117%	33	0
Warren Co.	5	110	1	116	110	99%	6	0
Statewide	647	1,223	28	1,898	1,458	117%	440	141

County Courts
Other Civil Terminations
2013

Court	Jury Trial	Court Trial	Default Hearing by Judge	Default Hearing by Magistrate	Dismissal: Want of Prosecution	Other Dismissals	Transferred Out	Private Judge	Unavailability of Party	Bankruptcy Stay/Interlocutory Appeal	Other Terminations
Adams Co.	0	0	7	0	0	0	0	0	0	0	0
Ashtabula Co. (Eastern)	1	1	50	1	0	1	0	0	0	0	0
Ashtabula Co. (Western)	0	0	8	0	0	0	0	0	0	0	2
Belmont Co. (Eastern)	0	0	0	0	0	2	0	0	0	0	0
Belmont Co. (Northern)	0	0	0	0	0	0	0	0	0	0	5
Belmont Co. (Western)	0	0	9	0	0	0	0	0	0	0	0
Butler Co. #1	0	0	15	1	0	5	0	0	0	0	0
Butler Co. #2	0	0	23	0	0	1	0	0	0	0	1
Butler Co. #3	0	0	0	0	0	2	0	0	0	0	29
Fulton Co. (Eastern)	0	0	72	2	4	24	0	0	0	1	15
Fulton Co. (Western)	0	1	243	0	7	50	0	0	1	3	31
Harrison Co.	0	0	0	0	0	1	0	0	0	0	0
Highland Co.	0	0	0	0	0	0	0	0	0	0	0
Jefferson Co. #1	0	0	1	0	0	0	0	0	0	0	0
Jefferson Co. #2	0	0	4	0	0	0	0	0	0	0	0
Jefferson Co. #3	0	0	5	0	0	0	0	0	0	0	0
Mahoning Co. #2	1	0	11	1	0	47	0	0	0	0	15
Mahoning Co. #3	0	0	1	0	0	0	0	0	0	0	0
Mahoning Co. #4	0	0	0	0	0	2	0	0	0	1	5
Mahoning Co. #5	0	0	5	0	0	1	0	0	0	0	6
Meigs Co.	0	0	2	0	0	2	0	0	0	0	0
Monroe Co.	0	0	0	0	0	0	0	0	0	0	165
Morgan Co.	0	0	1	0	0	0	0	0	0	0	0
Muskingum Co.	0	0	15	0	0	3	0	0	0	0	4
Noble Co.	0	0	1	0	0	0	0	0	0	0	0
Paulding Co.	0	0	149	0	0	70	0	0	0	2	1
Perry Co.	0	0	1	0	0	1	0	1	0	0	1
Pike Co.	0	0	9	0	0	0	0	0	0	0	0
Sandusky Co. #1	0	0	13	0	0	3	0	1	0	0	1
Sandusky Co. #2	0	0	15	0	0	4	0	0	0	0	0
Trumbull Co. (Central)	0	0	0	0	0	0	0	0	0	0	0
Trumbull Co. (Eastern)	0	0	2	0	0	1	0	0	0	0	0
Tuscarawas Co.	0	1	0	0	0	1	0	0	0	0	12
Vinton Co.	0	0	134	0	0	8	0	0	0	0	0
Warren Co.	0	0	1	0	0	46	0	0	0	0	63
Statewide	2	3	797	5	11	275	0	2	1	7	356

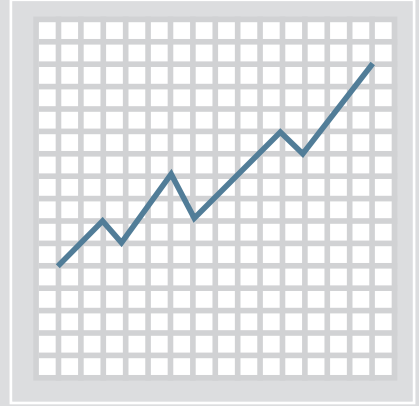
County Courts
Small Claims Overall Caseloads
2013

Court	Cases Pending January 1	New Filings	Reactivations and Transfers	Total Cases	Total Terminations	Clearance Rate	Cases Pending December 31	Cases Pending Beyond Time Guidelines
Adams Co.	17	17	0	34	24	141%	10	6
Ashtabula Co. (Eastern)	21	85	2	108	93	107%	15	0
Ashtabula Co. (Western)	7	86	0	93	81	94%	12	0
Belmont Co. (Eastern)	29	161	0	190	161	100%	29	1
Belmont Co. (Northern)	38	164	0	202	158	96%	44	1
Belmont Co. (Western)	25	143	0	168	140	98%	28	5
Butler Co. #1	23	145	1	169	141	97%	28	1
Butler Co. #2	48	73	1	122	82	111%	40	16
Butler Co. #3	47	83	3	133	102	119%	31	8
Fulton Co. (Eastern)	35	137	0	172	146	107%	26	0
Fulton Co. (Western)	48	300	0	348	297	99%	51	3
Harrison Co.	13	51	0	64	53	104%	11	0
Highland Co.	0	14	0	14	13	93%	1	0
Jefferson Co. #1	35	46	0	81	43	93%	38	29
Jefferson Co. #2	41	81	0	122	72	89%	50	33
Jefferson Co. #3	68	36	0	104	32	89%	72	61
Mahoning Co. #2	69	299	4	372	263	87%	109	9
Mahoning Co. #3	3	15	0	18	17	113%	1	0
Mahoning Co. #4	55	107	3	165	152	138%	13	9
Mahoning Co. #5	14	97	0	111	99	102%	12	1
Meigs Co.	21	42	0	63	25	60%	38	19
Monroe Co.	19	74	11	104	99	116%	5	0
Morgan Co.	2	7	0	9	8	114%	1	0
Muskingum Co.	13	92	0	105	85	92%	20	0
Noble Co.	1	14	0	15	15	107%	0	0
Paulding Co.	22	291	8	321	269	90%	52	7
Perry Co.	38	102	3	143	102	97%	41	22
Pike Co.	28	62	0	90	77	124%	13	6
Sandusky Co. #1	14	120	12	146	120	91%	26	0
Sandusky Co. #2	29	10	4	43	43	307%	0	0
Trumbull Co. (Central)	11	50	0	61	53	106%	8	0
Trumbull Co. (Eastern)	10	39	1	50	40	100%	10	0
Tuscarawas Co.	20	75	0	95	84	112%	11	0
Vinton Co.	12	36	0	48	42	117%	6	0
Warren Co.	22	109	1	132	111	101%	21	0
Statewide	898	3,263	54	4,215	3,342	101%	873	237

County Courts
Small Claims Terminations
2013

Court	Hearing by Judge	Hearing by Magistrate	Transfer to Regular Civil Docket	Dismissal: Want of Prosecution	Other Dismissals	Unavailability of Party	Bankruptcy Stay/Interlocutory Appeal	Other Terminations
Adams Co.	15	0	0	9	0	0	0	0
Ashtabula Co. (Eastern)	59	0	2	0	30	2	0	0
Ashtabula Co. (Western)	33	0	3	3	39	0	0	3
Belmont Co. (Eastern)	124	0	0	0	29	1	1	6
Belmont Co. (Northern)	94	0	0	0	50	0	1	13
Belmont Co. (Western)	102	0	0	0	38	0	0	0
Butler Co. #1	10	86	0	0	43	0	0	2
Butler Co. #2	27	15	0	13	25	0	1	1
Butler Co. #3	16	33	0	19	32	0	1	1
Fulton Co. (Eastern)	100	0	1	0	30	0	1	14
Fulton Co. (Western)	227	0	0	1	66	0	3	0
Harrison Co.	34	0	0	0	18	0	1	0
Highland Co.	9	0	0	0	3	0	0	1
Jefferson Co. #1	24	0	3	0	16	0	0	0
Jefferson Co. #2	51	1	4	0	16	0	0	0
Jefferson Co. #3	17	0	3	0	12	0	0	0
Mahoning Co. #2	158	29	0	0	71	0	5	0
Mahoning Co. #3	10	0	0	0	6	0	0	1
Mahoning Co. #4	35	2	0	0	52	0	2	61
Mahoning Co. #5	51	0	0	0	45	0	0	3
Meigs Co.	20	0	0	0	5	0	0	0
Monroe Co.	0	0	0	0	0	0	0	99
Morgan Co.	4	0	0	0	4	0	0	0
Muskingum Co.	58	0	0	0	26	0	0	1
Noble Co.	11	0	0	1	3	0	0	0
Paulding Co.	209	1	0	0	59	0	0	0
Perry Co.	57	2	0	0	41	0	0	2
Pike Co.	50	1	0	0	24	0	2	0
Sandusky Co. #1	75	0	1	1	17	22	0	4
Sandusky Co. #2	20	0	2	0	18	2	0	1
Trumbull Co. (Central)	29	0	0	3	21	0	0	0
Trumbull Co. (Eastern)	27	0	0	4	9	0	0	0
Tuscarawas Co.	62	0	0	0	22	0	0	0
Vinton Co.	41	0	0	1	0	0	0	0
Warren Co.	2	65	4	0	38	0	0	2
Statewide	1,861	235	23	55	908	27	18	215





DEFINITIONS



Definitions

Common Pleas Court Statistical Reporting

The following definitions are adapted from the Instructions for Preparation of Statistical Report Forms promulgated pursuant to the Rules of Superintendence for the Courts of Ohio. They apply to terms found on the report forms submitted by Ohio's courts to the Case Management Section of the Supreme Court of Ohio and to the caseload statistics information included in the *Ohio Courts Statistical Report*.

Admission Uncontested juvenile court cases terminated by admission, default or agreement.

Adult Cases R.C. 2919.24 Juvenile court cases brought against an adult who is the defendant accused of contributing to the neglect, unruliness or delinquency of a minor.

All Others Any case that cannot appropriately be recorded in a listed category.

Bankruptcy Stay/Interlocutory Appeal Cases in which a bankruptcy stay was issued or an interlocutory appeal taken. Once the stay is removed or the case remanded, the case is reactivated.

Certification/Waiver Granted Juvenile delinquency cases transferred for criminal prosecution to the appropriate court having jurisdiction of the offense; more commonly referred to as "bindovers."

Change of Custody Post-decree domestic relations cases in which the court must adjudicate a motion for change of custody, including requests for change of custody based upon an election of the child and cases where custody is contested. Juvenile cases are included where there is an application for writ of habeas corpus involving the custody of a child or where a motion for change of custody is filed pursuant to Juv. R. 10(A).

Clearance Rate In all case types, the clearance rate is a statistical calculation comparing the number of cases filed during the year to the number of cases terminated during the same year. It is determined by dividing the total number of terminations by the total number of new filings, reactivations and transfers. It is expressed as a percentage. For example, if 90 terminations and 100 total incoming cases are reported, the clearance rate is 90 percent.

Court Trial A case is considered terminated by trial to the court (i.e. judge) if judgment is rendered after the first witness is sworn.

Criminal Cases in which a person is charged with violation of a state law or local ordinance other than a traffic law or ordinance. For purposes of tracking the age of the case for these reports, the case begins at arraignment.

Default Cognovit judgments and default judgments in civil cases.

Definitions

Common Pleas Court Statistical Reporting

Default/Uncontested Domestic relations cases in which there is no responsive pleading filed or the defendant fails to appear in person or through counsel.

Delinquency Juvenile cases filed concerning a delinquent child, as defined by R.C. 2152.02.

Dependency, Neglect, or Abuse Juvenile cases concerning the neglected child, as defined by R.C. 2151.03; the dependent child, as defined by R.C. 2151.04; or the abused child, as defined by R.C. 2151.031.

Dismissals Before or after pre-trial conference, but prior to the swearing of the first witness, the case is dismissed by the judge or prosecutor with or without prejudice.

Dismissals for Want of Prosecution (Civil Cases) or Lack of Speedy Trial (Criminal Cases) Cases dismissed pursuant to R.C. 2945.73 or Sup. R. 40 for want of prosecution within the prescribed time limits. This termination line does not track criminal cases dismissed for want of prosecution.

Dissolution of Marriage Domestic relations cases in which a petition for dissolution of marriage is filed pursuant to R.C. 3105.63, with or without minor children.

Diversions or Arbitration Criminal cases where diversion is granted after arraignment on the indictment or information, but not as a condition of a sentence placing the accused on probation. In civil cases in which the court has adopted a mandatory arbitration rule, the referral of the case to arbitration does not constitute a termination. A case is reported as terminated by arbitration after a report and award are filed and the period for the filing of an appeal or exception runs.

Domestic Violence Domestic violence actions filed as separate cases pursuant to R.C. 3113.31. This does not include miscellaneous matters filed in pending cases, such as motions to evict.

Guilty/No Contest Plea to Reduced Charge Criminal cases terminated by the acceptance of a plea of guilty or no contest to a reduced charge. The change of plea must occur prior to the swearing of the jury or the swearing of the first witness in a court trial.

Jury Trial A case is considered terminated by jury trial if judgment is rendered after the jury is sworn, regardless of the outcome of the trial.

Mediation/Conciliation Domestic relations cases in which a petition for conciliation is filed or a referral to mediation is made. Petition or referral seeks to defer further action and prevents or suspends proceedings for divorce, annulment, or alimony.

Definitions

Common Pleas Court Statistical Reporting

Motion for Permanent Custody Juvenile cases in which a complaint or motion for permanent custody is filed when custody is contested. This does not include voluntary placements.

Other Civil Cases Civil cases that are not included within any of the other categories. Ancillary proceedings are not reported as cases.

Parentage Cases brought pursuant to R.C. Chapter 3111., the Uniform Parentage Act. Once paternity is established, the parentage case is considered terminated for reporting purposes.

Personal Injury Civil cases in which the principal issue is liability for, or the amount of damages to be received for, allegedly tortious conduct resulting in personal injury.

Support Enforcement/Modification Post-decree domestic relations cases in which it is alleged there is disobedience of, or resistance to, a lawful judgment of the court requiring the payment of support. A case is reported only once, regardless of the number of pending motions.

Traffic Cases dealing with matters involving traffic offenders. Juveniles, as defined by R.C. 2152.02 (N), and adult traffic cases include any violation of state law or local ordinance arising out of the use of a motor vehicle, except those involving operating a vehicle while under the influence charges.

Transfer to Another Judge or Court Cases terminated by virtue of transferring the case from one judge to another judge within the same division of a court by an assignment of the administrative judge or by transferring the case to another court. This action constitutes complete divestment of responsibility by the original judge.

Trial by Judge Contested matters terminated as a result of a hearing conducted by a judge.

Trial by Magistrate Contested cases settled or dismissed, or in which the accused changes plea after the first witness is sworn. This category is limited to substantive hearings held by a magistrate.

Unavailability of Accused for Trial or Sentencing Cases terminated when a defendant is unavailable due to mental status, incarceration on other charges, or flight from custody. The mere failure of the accused to appear when the case is set for trial or hearing does not, in itself, authorize termination by reason of unavailability.

Unruly Juvenile cases concerning unruly children, as defined by R.C. 2151.022.

Definitions

Common Pleas Court Statistical Reporting

U.I.F.S.A. Cases brought pursuant to R.C. Chapter 3115, the Uniform Interstate Family Support Act, handled by the domestic relations or juvenile divisions, including cases initiated in Ohio and cases in which Ohio is the responding state.

Visitation Enforcement/Modification Post-decree domestic relations cases in which it is alleged there is disobedience of, or resistance to, lawful judgment of the court relative to child visitation rights. A case is listed only once, regardless of the number of pending motions.

Voluntary Dismissal Voluntary withdrawal of a pending domestic relations action, for any reason, by the person who originally filed the cause or action.

Workers' Compensation Appeals filed under R.C. 4123.512, including noncompliance actions by the state, for recovery of benefits or of premiums and mandamus actions arising from claims or awards.

Definitions

Municipal and County Court Statistical Reporting

The following definitions are adapted from the Instructions for Preparation of Statistical Report Forms promulgated pursuant to the Rules of Superintendence for the Courts of Ohio. They apply to terms found on the report forms submitted by Ohio's courts to the Case Management Section of the Supreme Court of Ohio and to the caseload statistics information included in the *Ohio Courts Statistical Report*.

Clearance Rate In all case types, the clearance rate is a statistical calculation comparing the number of cases filed during the year to the number of cases terminated during the same year. It is determined by dividing the total number of terminations by the total number of new filings, reactivations and transfers. It is expressed as a percentage. For example, if 90 terminations and 100 incoming cases are reported, the clearance rate is 90%.

Criminal Cases in which a person is charged with violation of a state law or local ordinance other than a traffic law or ordinance. For purposes of tracking the age of the case for these reports, the case begins at arraignment.

Default Cognovit judgments and default judgments in civil cases.

Dismissals Before or after pre-trial conference, but prior to the swearing of the first witness, the case is dismissed by the judge or prosecutor with or without prejudice.

Dismissal for Want of Prosecution (Civil Cases) or Lack of Speedy Trial (Criminal Cases) Cases dismissed pursuant to R.C. 2945.73 or Sup. R. 40 for want of prosecution within the prescribed time limits. This termination line does not track criminal cases dismissed for want of prosecution.

F.E.D. (Forcible Entry and Detainer) A summary proceeding initiated under R.C. 1923. or 5321. for restoring possession of real property to one who is wrongfully kept out or is wrongfully deprived of possession.

Felony A felony is defined by R.C. 2901.02 and Crim. R. 2 as an offense specifically classified as a felony, regardless of penalty, or an offense in which imprisonment for more than one year can be imposed. When transferred to the common pleas court, these cases are reported as criminal cases by the receiving court.

Guilty/No Contest Plea to Reduced Charge Criminal cases terminated by the acceptance of a plea of guilty or no contest to a reduced charge. The change of plea must occur prior to the swearing of the jury or the swearing of the first witness in a court trial.

Hearing by Magistrate Contested cases settled or dismissed, or in which the accused changes plea after the first witness is sworn. This category is limited to substantive hearings held by a magistrate.

Definitions

Municipal and County Court Statistical Reporting

Jury Trial A case is considered terminated by jury trial if judgment is rendered after the jury is sworn, regardless of the outcome of the trial.

Misdemeanors A misdemeanor is defined by R.C. 2901.02 and Crim. R. 2 as an offense specifically classified as a misdemeanor, or an offense in which imprisonment for not more than one year can be imposed. While traffic offenses fall within this definition, they are reported as operating a vehicle while under the influence or other traffic offenses (see page 281) and not as misdemeanors.

Other Civil Cases Civil cases not included within any of the other categories. Ancillary proceedings are not reported as cases.

Other Traffic A misdemeanor charged under a statute or an ordinance arising out of the use of any type of vehicle generally used on the roads of the state, except an OVI offense. Parking violations are not included in this category or anywhere else in the *Ohio Courts Summary*.

O.V.I. (Operating a Vehicle While Under the Influence) Cases that include violating R.C. 4511.19 or any local ordinance that prohibits operating a motor vehicle while under the influence of alcohol or any drug of abuse.

Personal Injury Civil cases in which the principal issue is liability for, or the amount of damages to be received for, allegedly tortious conduct resulting in personal injury.

Small Claims Civil actions brought under R.C. 1925. for the recovery of small debts and accounts, not exceeding \$3,000, exclusive of interest and costs.

Transfer Cases terminated by virtue of transferring the case from one judge to another judge within the same division of a court by an assignment of the administrative judge or by transferring the case to another court. This category also includes cases bound over to a grand jury as a result of waiver of a preliminary hearing and small claims cases transferred to the regular civil docket. This action constitutes complete divestment of responsibility by the original judge.

Transferred Out Cases transferred to other courts or other judges of the original court as reported by the individually assigned judge pursuant to Sup. R. 37(A) (3) (b).

Trial/Hearing by Judge Felony cases bound over to a grand jury as a result of a preliminary hearing and other cases terminated in particular sessions by a judge.

Unavailability of Accused Cases terminated when a defendant is unavailable due to mental status, incarceration on other charges, or flight from custody. The mere failure of the accused to appear when the case is set for trial or hearing does not, in itself, authorize termination by reason of unavailability.

Definitions

Municipal and County Court Statistical Reporting

Violations Bureau This termination type includes misdemeanor and other traffic cases terminated by payment of a fine at a Traffic Violations Bureau.



THE SUPREME COURT *of* OHIO

Office of Court Services
Case Management Section
65 South Front Street
Columbus, Ohio 43215-3431