



THE SUPREME COURT *of* OHIO

2019



CASE STATISTICS

Prepared by
Office of the Clerk



THE SUPREME COURT *of* OHIO

CASE STATISTICS

Maureen O'Connor
Chief Justice

Sharon L. Kennedy
Judith L. French
Patrick F. Fischer
R. Patrick DeWine
Michael P. Donnelly
Melody J. Stewart
Justices

Jeffrey C. Hagler
Administrative Director

Prepared by
Office of the Clerk

Sandra H. Grosko ■ Clerk of the Court



TABLE OF CONTENTS

1.	CASELOAD ACTIVITIES	1
	Summary of 2019 Caseload Activity	2
	Cases Filed	3
	Cases Disposed	4
	Cases Pending on December 31, 2019	5
2.	CASELOAD 2015-2019	7
	Cases Filed by Category – 2019	8
	Cases Filed	9
	Cases Disposed	10
	Cases Pending	11
	Cases Filed by Pro Se Litigants	12
	Jurisdictional Appeals Filed 2014 - 2018 and Accepted for Merit Review	13
3.	TIME TO DISPOSITION 2015-2019	15
	All Cases	16
	Jurisdictional Appeals Accepted for Merit Review	17
	Jurisdictional Appeals Not Accepted for Merit Review	18
	Original Actions	19
	Disciplinary Cases	20
	Unauthorized Practice of Law Cases	21
	Bar Admission Cases	22
	Cases Decided with an Opinion	23
4.	BRIEFING TO ORAL ARGUMENT 2015-2019	25
	All Cases Argued	26
	Practice of Law Cases Argued	27
5.	E-FILING	29
	Total New Cases Filed	30
	Total Attorney New Cases Filed	30
	Total Non-Attorney New Cases Filed	30
	Total Filings	31
	Total Attorney Filings	31
	Total Non-Attorney Filings	31
6.	APPENDICES	33
	Appendix A – Practice of Law Cases - Cases Filed in 2019	34
	Appendix B – Practice of Law Cases - Cases Disposed in 2019	35



SECTION 1

CASELOAD ACTIVITIES

The following tables provide a summary of the 2019 caseload activity for the Court, including a listing of cases filed, final dispositions, and cases pending on December 31, 2019.

2019 CASE STATISTICS

Summary of Activity

CASES PENDING JANUARY 1, 2019	552
CASES FILED	
Jurisdictional Appeals	1,288
Merit Cases	405
Practice of Law Cases	127
TOTAL CASES FILED	1,820
Cases Filed by Legal Category	
Civil	319
Criminal	888
Domestic Relations, Probate, and Juvenile	89
Miscellaneous ¹	397
Practice of Law	127
CASES DISPOSED	
Jurisdictional Appeals	1,152
Merit Cases	410
Practice of Law Cases	124
TOTAL CASES DISPOSED	1,686
CASES PENDING DECEMBER 31, 2019	686
CLEARANCE RATE	93%

¹Miscellaneous cases include Certified Conflict Cases, Certified Questions of State Law, Direct Appeals, Original Actions and Administrative Appeals.

2019 CASE STATISTICS

Cases Filed

JURISDICTIONAL APPEALS

Jurisdictional Appeals	1,188
Death Penalty Postconviction Appeals	8
Appeals Involving Termination of Parental Rights/Adoption	20
Appeals from App.R. 26(B) Applications	72
TOTAL	1,288

MERIT CASES

Original Actions	215
Habeas Corpus Cases	45
Direct Appeals (Cases Originating in Court of Appeals)	95
Certified Conflicts	21
Certified Conflicts Involving Termination of Parental Rights/Adoption	1
Appeals from Board of Tax Appeals	2
Appeals from Public Utilities Commission	11
Appeals from Power Siting Board	0
Death Penalty Cases	8
Appeals from App.R. 26(B) Application in Death Penalty Case	0
Certified Questions of State Law	1
Appeal from Denial of DNA Testing in Capital Case	0
Appeals of Contest of Election under R.C. 3515.15	0
Petition Challenges pursuant to Article II, Section 1g of the Ohio Constitution	1
Contests of an Election pursuant to R.C. 3515.08	0
Cases Purporting to Invoke Unspecified Original Jurisdiction	5
TOTAL	405

PRACTICE OF LAW CASES²

Disciplinary Cases	117
Bar Admission Cases	5
Unauthorized Practice of Law Cases	3
Other Matters Relating to the Practice of Law	2
TOTAL	127
TOTAL CASES FILED	1,820

²See Appendix A for a breakdown of cases relating to the practice of law that were filed in 2019.

2019 CASE STATISTICS

Cases Disposed

JURISDICTIONAL APPEALS³

Jurisdictional Appeals	1,049
Death Penalty Postconviction Appeals	9
Appeals Involving Termination of Parental Rights/Adoption	14
Appeals from App.R. 26(B) Applications	79
Petition to Transfer Board of Tax Appeals Appeal from Court of Appeals	1
TOTAL	1,152

MERIT CASES

Original Actions	199
Habeas Corpus Cases	45
Direct Appeals (Cases Originating in Court of Appeals)	81
Certified Conflicts	8
Certified Conflicts Involving Termination of Parental Rights/Adoption	2
Appeals from Board of Tax Appeals	2
Appeals from Public Utilities Commission	7
Appeals from Power Siting Board	2
Death Penalty Cases	2
Appeal from App.R. 26(B) Application in Death Penalty Case	0
Certified Questions of State Law	0
Appeal from Denial of DNA Testing in Capital Case	0
Appeals of Contest of Election under R.C. 3515.15	0
Petition Challenges pursuant to Article II, Section 1g of the Ohio Constitution	1
Other Merit Cases	18
Jurisdictional Appeals Accepted for Merit Review	43
TOTAL	410

PRACTICE OF LAW CASES

Disciplinary Cases	116
Bar Admission Cases	3
Unauthorized Practice of Law Cases	3
Other Matters Relating to the Practice of Law	2
TOTAL	124

TOTAL CASES DISPOSED **1,686**

³This category includes dispositions where the court declined to accept jurisdiction and did not review the merits of the case.

2019 CASE STATISTICS

Cases Pending December 31, 2019

JURISDICTIONAL APPEALS

Jurisdictional Appeals	301
Death Penalty Postconviction Appeals	1
Appeals Involving Termination of Parental Rights/Adoption	3
Appeals from App.R. 26(B) Applications	16
Petitions to Transfer Board of Tax Appeals Appeal from Court of Appeals	3
TOTAL	324

MERIT CASES

Original Actions	72
Habeas Corpus Cases	5
Direct Appeals (Cases Originating in Court of Appeals)	70
Certified Conflicts	26
Certified Conflict Involving Termination of Parental Rights/Adoption	2
Appeals from Board of Tax Appeals	1
Appeals from Public Utilities Commission	11
Appeals from Power Siting Board	0
Death Penalty Cases	16
Certified Questions of State Law	3
Appeals from App.R. 26(B) Application in a Death Penalty Case	0
Appeals from Denial of DNA Testing in Capital Case	0
Other Merit Cases	1
Jurisdictional Appeals Accepted for Review	102
TOTAL	309

PRACTICE OF LAW CASES

Disciplinary Cases	47
Bar Admission Cases	3
Unauthorized Practice of Law Cases	3
TOTAL	53

TOTAL CASES PENDING 686



SECTION 2

CASELOAD

2015-2019

The following charts show the caseload activity of the Court, including total cases filed, total cases disposed, total cases pending, and appeals filed by pro se litigants for the years 2015 through 2019.

Also included in this section is a chart reflecting the number and percentage of jurisdictional appeals filed and accepted for review. This chart compares the years 2014 through 2018, because this data is measured by the year in which the appeal was filed. The most recent year for which the data is complete is 2018.

2019 CASE STATISTICS

Caseload 2015-2019

CASES FILED BY CATEGORY – 2019

The clerk’s office categorizes cases according to the following designations:

- Civil
- Criminal
- Practice of Law
- Domestic Relations, Probate & Juvenile
- Miscellaneous.

The categories correspond to those used by Ohio’s courts of appeal.

CASES BY CATEGORY

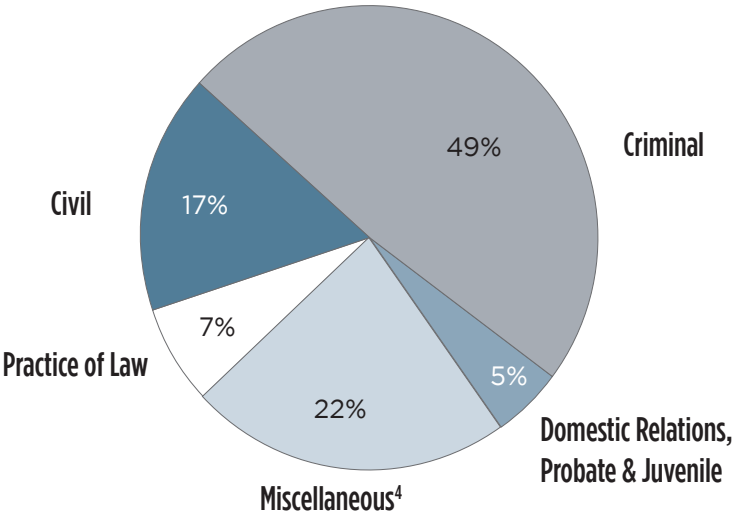
Civil
319 cases (17%)

Criminal
888 cases (49%)

Practice of Law
127 cases (7%)

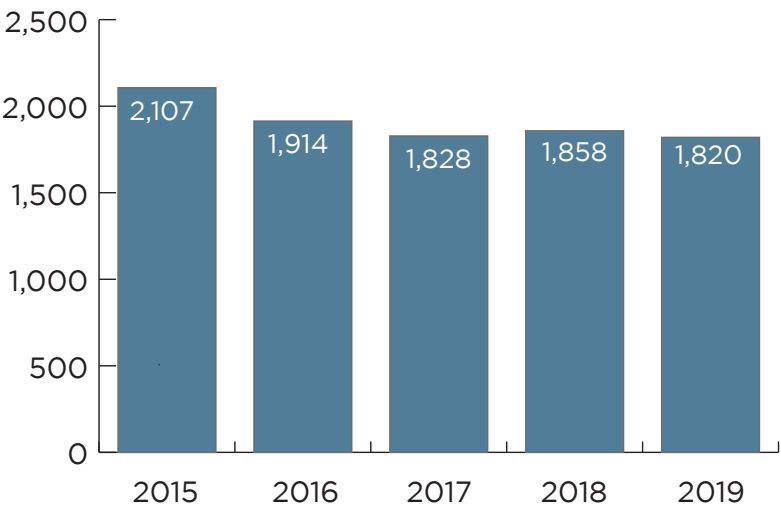
**Domestic Relations,
Probate & Juvenile**
89 cases (5%)

Miscellaneous⁴
397 cases (22%)



⁴ Miscellaneous cases include Certified Conflict Cases, Certified Questions of State Law, Direct Appeals, Original Actions, and Administrative Appeals.

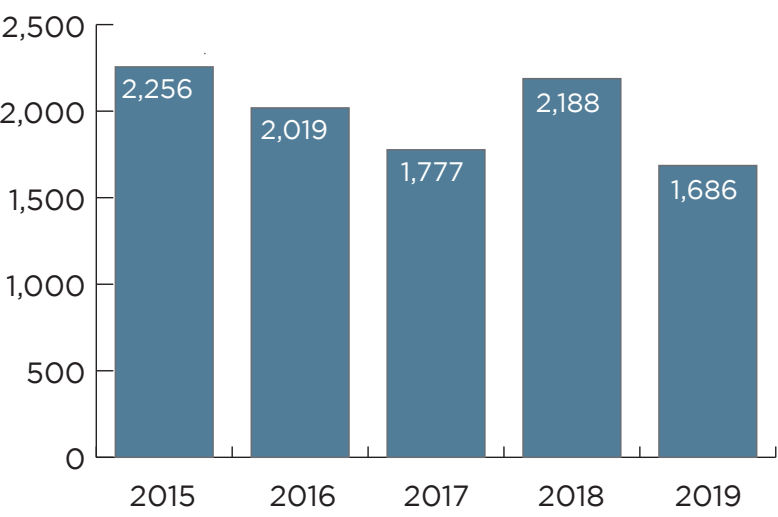
CASES FILED 2015-2019



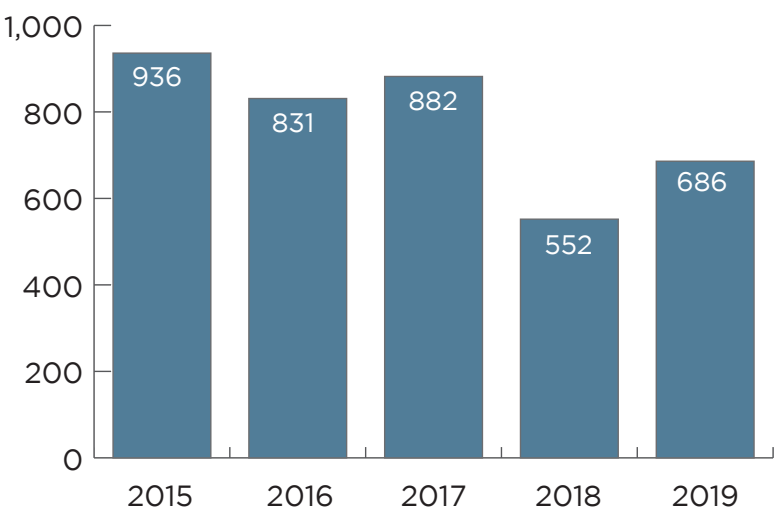
2019 CASE STATISTICS

Caseload 2015-2019

CASES DISPOSED 2015-2019



CASES PENDING ON THE 31ST DAY OF DECEMBER 2015-2019

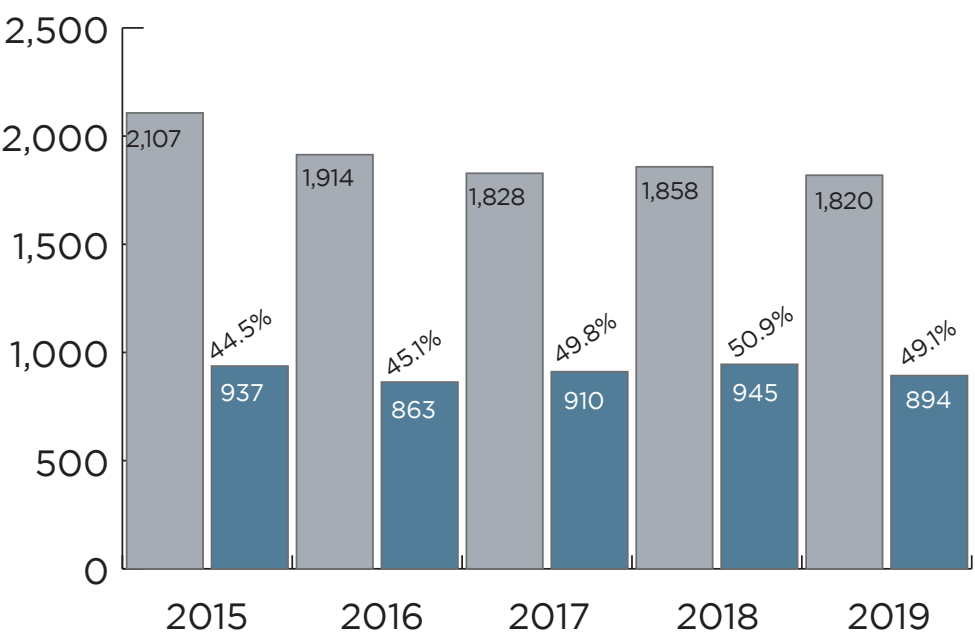


2019 CASE STATISTICS

Caseload 2015-2019

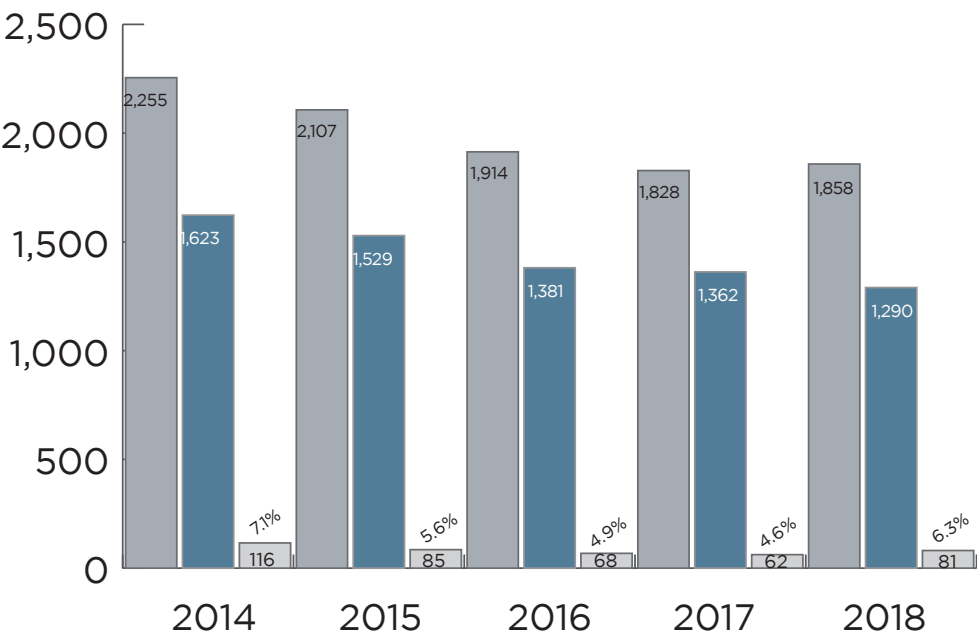
CASES FILED BY PRO SE LITIGANTS 2015-2019

	2015	2016	2017	2018	2019
General Cases	2,107	1,914	1,828	1,858	1,820
Pro se Cases	937	863	910	945	894
Percent Pro se	44.5%	45.1%	49.8%	50.9%	49.1%



JURISDICTIONAL APPEALS FILED 2014-2018
AND ACCEPTED FOR MERIT REVIEW

	2014	2015	2016	2017	2018
Cases Filed	2,255	2,107	1,914	1,828	1,858
Appeals Filed	1,623	1,529	1,381	1,362	1,290
Appeals Accepted	116	85	68	62	81
Percent Accepted	7.1%	5.6%	4.9%	4.6%	6.3%





SECTION 3

TIME TO DISPOSITION

2015-2019

The following charts reflect the length of time from the origination of an action to final disposition in various categories of case types, including:

- All cases
- Jurisdictional appeals accepted for merit review
- Original actions
- Disciplinary cases
- Unauthorized practice of law cases
- Bar admission cases
- All cases decided with an opinion.

The charts provide data for the years 2015 through 2019 for purposes of comparison.

2019 CASE STATISTICS

Time to Disposition 2015-2019

ALL CASES
From Case Filing to Final Disposition

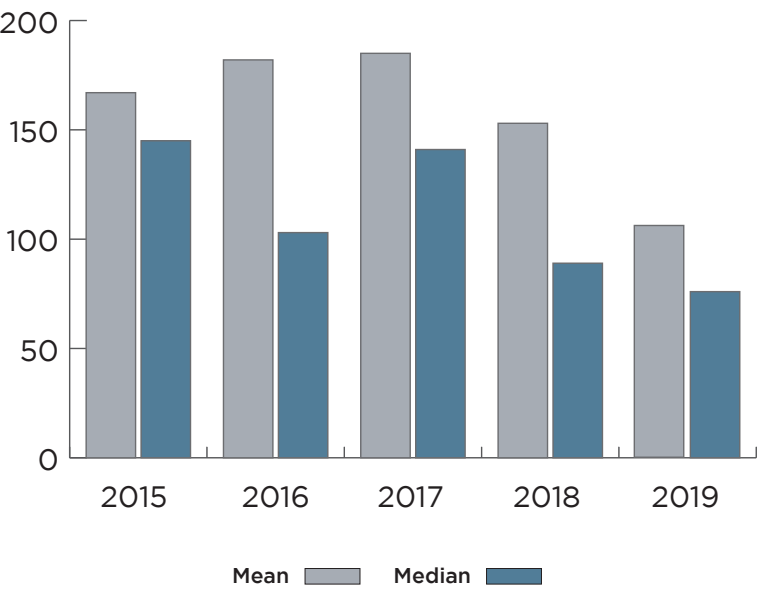
2015 — 2,256 cases
167-day mean
145-day median

2016 — 2,019 cases
182-day mean
103-day median

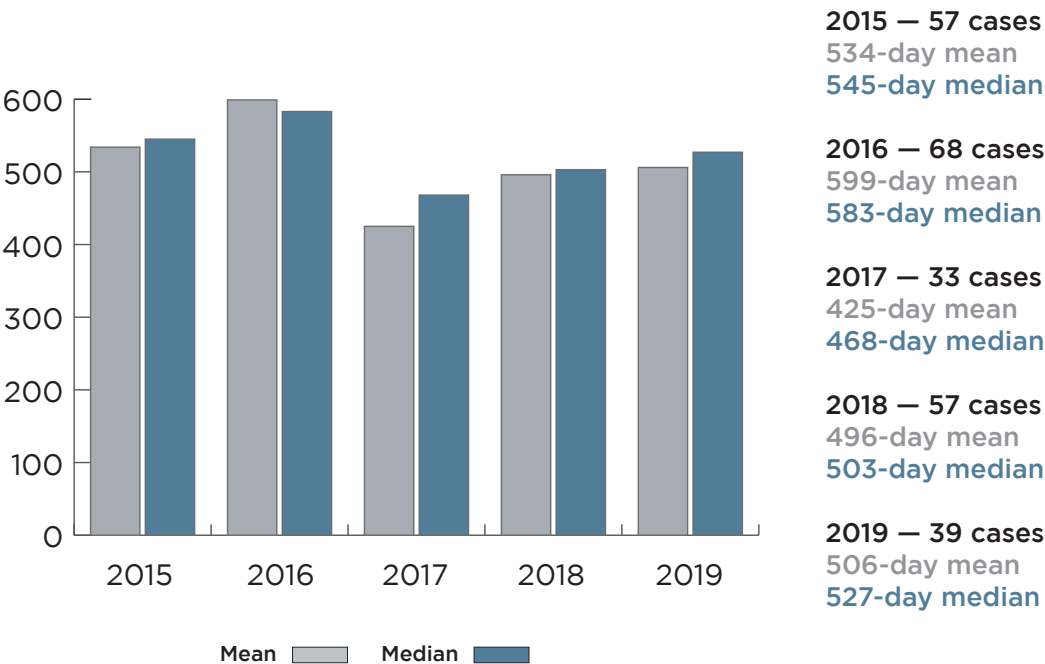
2017 — 1,777 cases
185-day mean
141-day median

2018 — 2,188 cases
153-day mean
89-day median

2019 — 1,686 cases
106-day mean
76-day median



JURISDICTIONAL APPEALS ACCEPTED FOR MERIT REVIEW
From Filing of Notice of Appeal to Final Disposition



2019 CASE STATISTICS

Time to Disposition 2015-2019

JURISDICTIONAL APPEALS NOT ACCEPTED FOR MERIT REVIEW From Filing of Notice of Appeal to Final Disposition

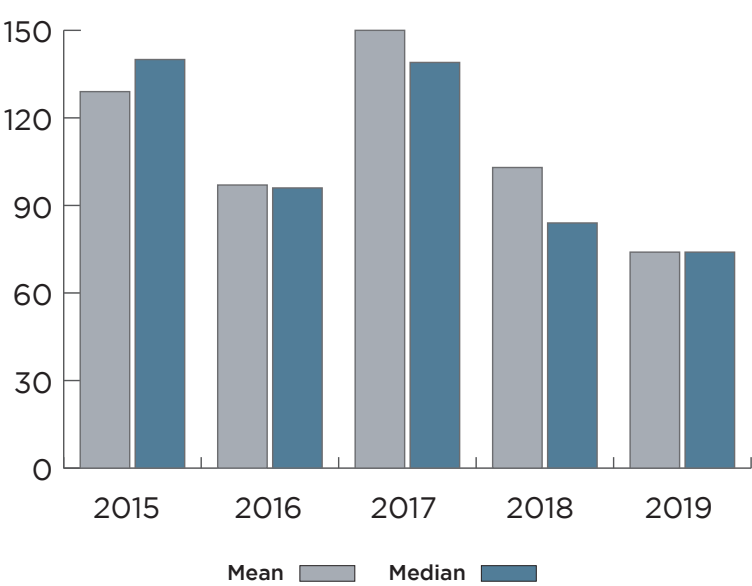
2015 — 1,618 cases
129-day mean
140-day median

2016 — 1,211 cases
97-day mean
96-day median

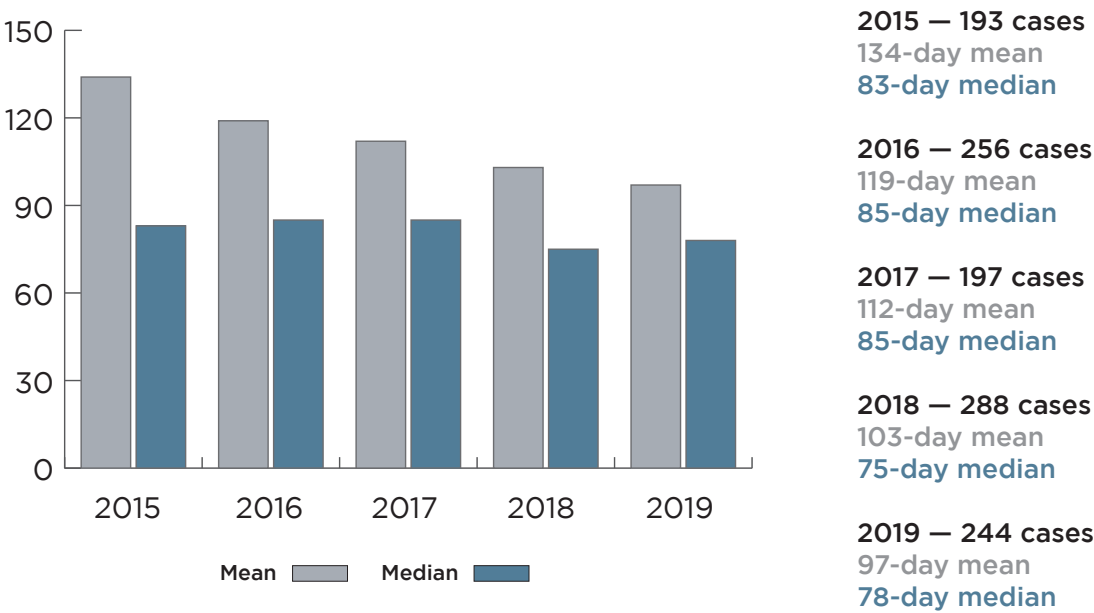
2017 — 1,252 cases
150-day mean
139-day median

2018 — 1,483 cases
103-day mean
84-day median

2019 — 1,153 cases
74-day mean
74-day median



ORIGINAL ACTIONS
From Filing to Final Disposition



2019 CASE STATISTICS

Time to Disposition 2015-2019

DISCIPLINARY CASES From Case Initiation to Final Disposition

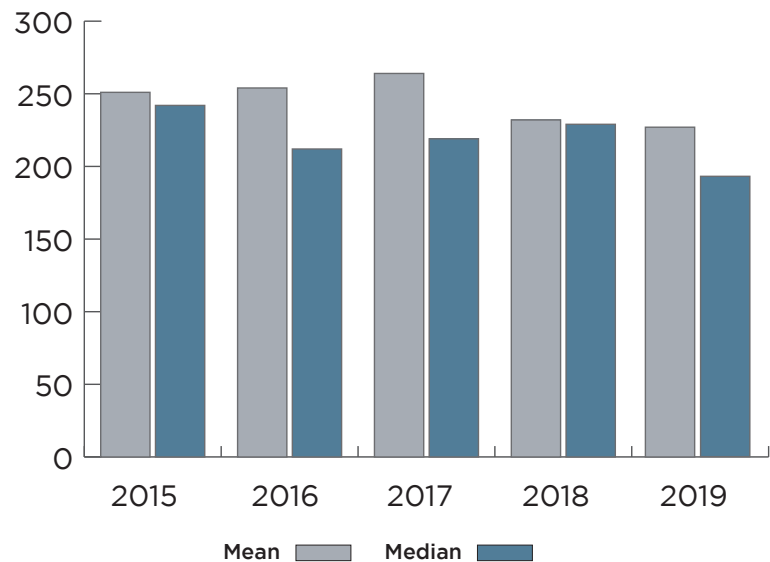
2015 — 48 cases
251-day mean
242-day median

2016 — 65 cases
254-day mean
212-day median

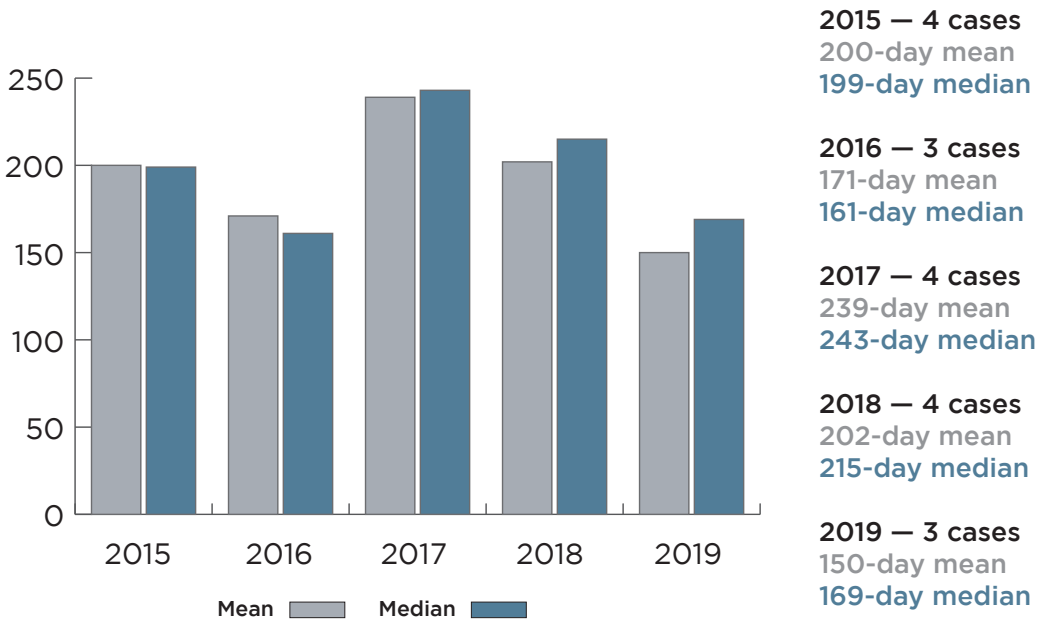
2017 — 39 cases
264-day mean
219-day median

2018 — 52 cases
232-day mean
229-day median

2019 — 47 cases
227-day mean
193-day median



UNAUTHORIZED PRACTICE OF LAW CASES
From Case Initiation to Final Disposition



2019 CASE STATISTICS

Time to Disposition 2015-2019

BAR ADMISSION CASES From Case Initiation to Final Disposition

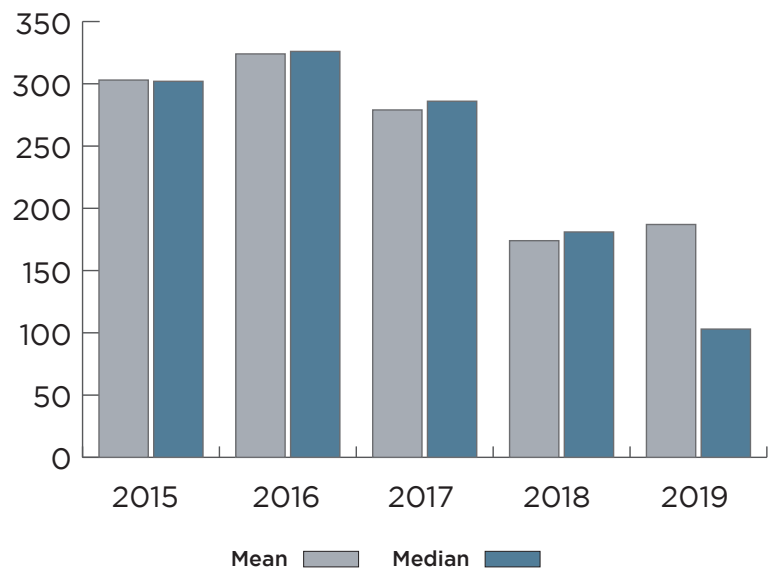
2015 — 4 cases
303-day mean
302-day median

2016 — 8 cases
324-day mean
326-day median

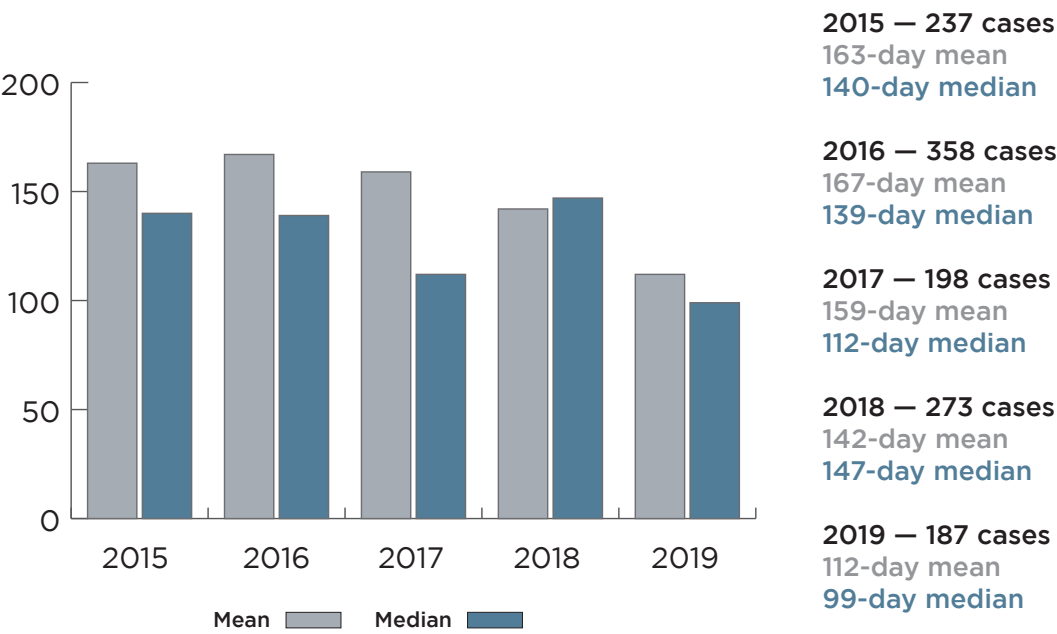
2017 — 3 cases
279-day mean
286-day median

2018 — 6 cases
174-day mean
181-day median

2019 — 3 cases
187-day mean
103-day median



CASES DECIDED WITH AN OPINION
From Submission to Court Until Issuance of Opinion





SECTION 4

BRIEFING TO ORAL ARGUMENT 2015-2019

The following charts show the time from the completion of briefing on a matter until oral argument is held. The time measured includes the six-week advance notice provided to parties who are scheduled to participate in oral argument. The charts provided are for:

- All cases argued
- Practice of law cases argued (including disciplinary cases, bar admission cases, and unauthorized practice of law cases).

2019 CASE STATISTICS

Briefing to Oral Argument 2015-2019

ALL CASES ARGUED⁵
From Completion of Briefing to Oral Argument

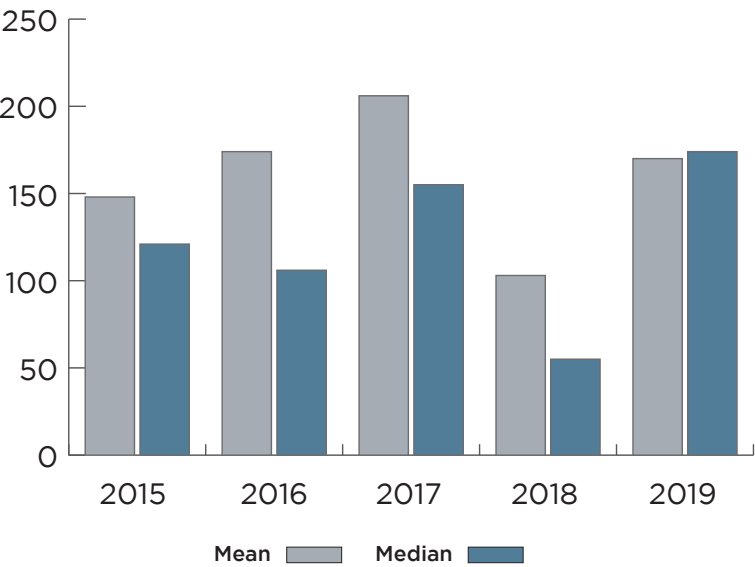
2015 — 89 cases
148-day mean
121-day median

2016 — 142 cases
174-day mean
106-day median

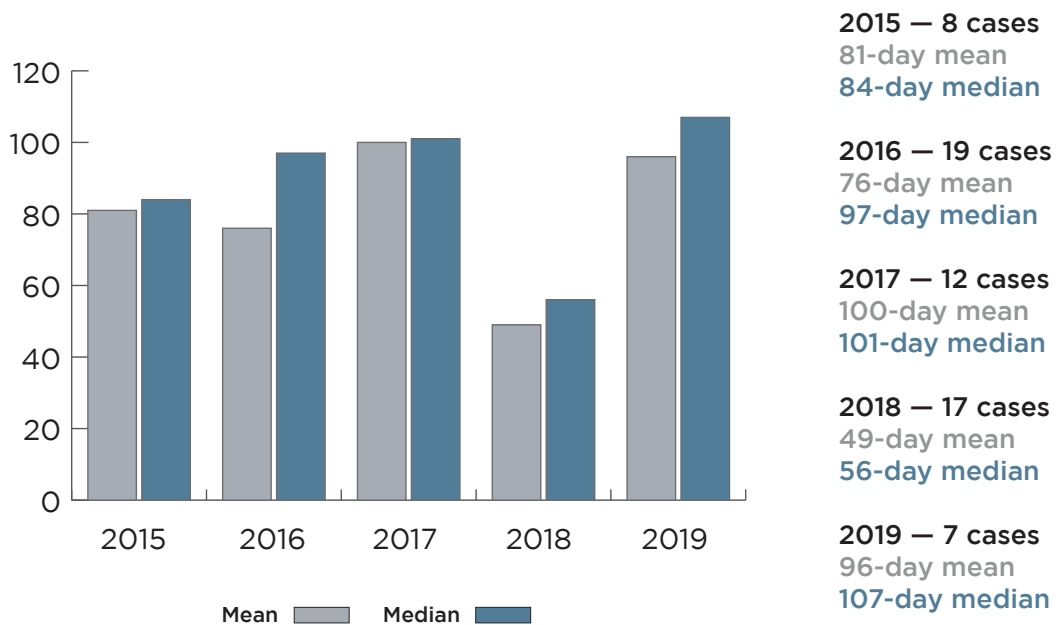
2017 — 57 cases
206-day mean
155-day median

2018 — 93 cases
103-day mean
55-day median

2019 — 50 cases
170-day mean
174-day median



**PRACTICE OF LAW CASES ARGUED – Disciplinary Cases, Bar Admission Cases
& Unauthorized Practice of Law Cases**
From Completion of Briefing to Oral Argument





SECTION 5

E-FILING

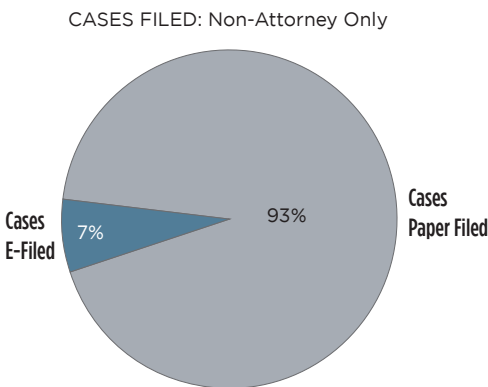
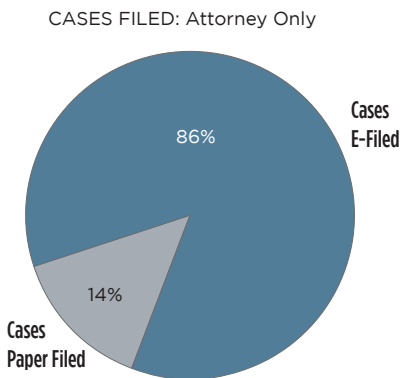
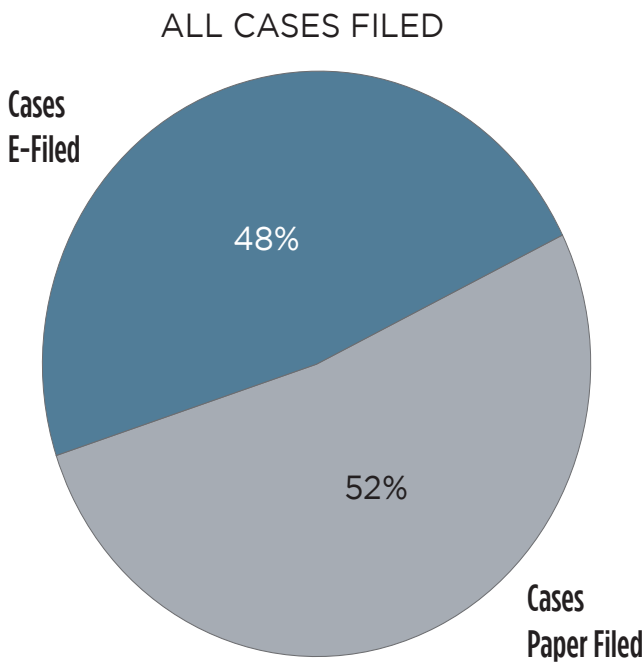
The following charts show a breakdown of the percentage of filings that were filed through the Supreme Court's E-Filing Portal.

2019 Case Statistics

E-Filing 2019

TOTAL NEW CASES FILED 2019

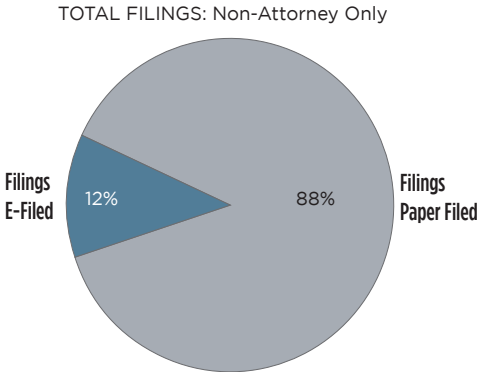
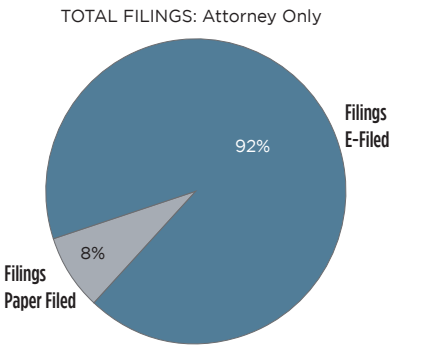
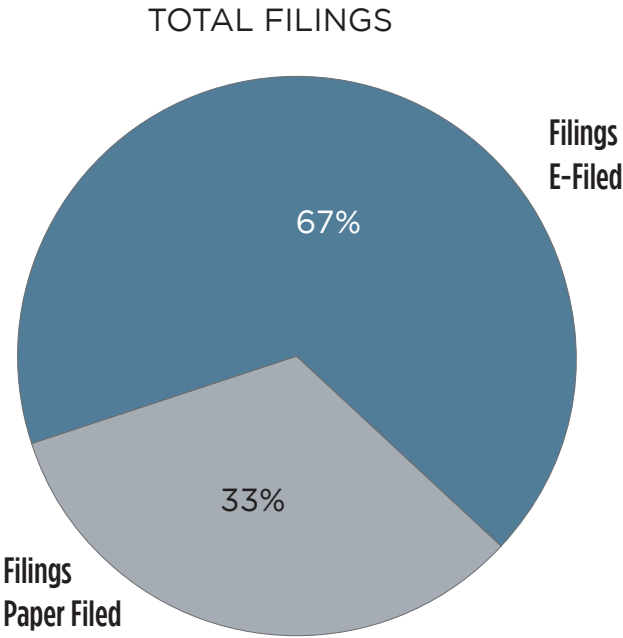
	All	Attorney Only	Non-Attorney Only
Total Cases Filed	1,820	941	879
Cases E-Filed	875 48%	810 86%	65 7%
Cases Paper Filed	945 52%	131 14%	814 93%



E-Filing Paper Filing

TOTAL FILINGS IN 2019

	All	Attorney Only	Non-Attorney Only
Total Filings	9,791	6,729	3,062
Filings E-Filed	6,557 67%	6,191 92%	366 12%
Filings Paper Filed	3,234 33%	538 8%	2,696 88%





SECTION 6

APPENDICES

2019 CASE STATISTICS

Appendix A: Practice of Law Cases - Cases Filed

CASES PENDING DECEMBER 31, 2018		50
DISCIPLINARY CASES		
Cases on Report of Board		39
Consent to Discipline Cases		6
Attorney Retirement/Resignation Cases		39
Reciprocal Discipline Cases		3
Cases upon Felony Conviction		15
Disciplinary Default Cases pursuant to Gov.Bar R. V(14)		14
Judge Disciplinary Cases under Gov.Bar R. V		1
	TOTAL	117
BAR ADMISSION CASES		
Character and Fitness Cases		5
	TOTAL	5
UNAUTHORIZED PRACTICE OF LAW CASES		
Unauthorized Practice of Law/On Report of Board		3
	TOTAL	3
OTHER MATTERS RELATING TO THE PRACTICE OF LAW		
Motion to Appear and Show Cause		1
Motion to Quash Subpoena Duces Tecum		1
	TOTAL	2
TOTAL PRACTICE OF LAW CASES FILED		127

DISCIPLINARY CASES

Cases On Report of Board

Public Reprimand	3
Definite Suspension	19
Indefinite Suspension	5
Disbarment	2
Dismissed	1 ⁶
TOTAL	30

Consent to Discipline Cases

Public Reprimand	4
Definite Suspension	6
Dismissed	1 ⁷
TOTAL	11

Attorney Retirement/Resignation Cases

Retirement Accepted	24
Resignation Accepted with Disciplinary Action Pending	12
Resignation Denied	1
TOTAL	37

Reciprocal Discipline Cases

Public Reprimand	2
Definite Suspension	2
Dismissed	1
TOTAL	5

Cases Upon Felony Conviction

Interim Suspension	14
Remanded to board	1
TOTAL	15

Consent to Discipline Cases on Remand

Definite Suspension	3
---------------------	---

Disciplinary Default Cases pursuant to Gov.Bar R. V(14)

Definite Suspension	1
Indefinite Suspension	8
Dismissed	3 ⁸
TOTAL	12

⁶Case No. 2019-0807 was dismissed upon the death of the attorney.⁷Case No. 2018-0258 was dismissed following the filing of a new case on remand.⁸Case Nos. 2018-1256 and 2019-0133 were dismissed upon the acceptance of the attorneys' resignations from the practice of law with disciplinary action pending. Case No. 2018-1840 was dismissed upon the disbarment of the attorney.

2019 CASE STATISTICS

Practice of Law Cases - Cases Disposed - Continued

Judge Disciplinary Cases under Gov. Bar R.V	
Public reprimand	1
Definite suspension	1
Indefinite suspension	1
TOTAL	3
BAR ADMISSION CASES	
Character and Fitness Cases	
Applicant Approved	2
Applicant Disapproved, May Reapply	1
TOTAL	3
UNAUTHORIZED PRACTICE OF LAW CASES	
Cases On Report of Board	
Respondent Enjoined from Actions Constituting the Unauthorized Practice of Law and Civil Penalty Imposed	1
Dismissed	1 ⁹
Cases On Consent Decree	
Respondent Enjoined from Actions Constituting the Unauthorized Practice of Law	1
TOTAL	3
OTHER MATTERS RELATING TO THE PRACTICE OF LAW	
Attorney suspended pending compliance	1
Motion to quash subpoena duces tecum denied	1
TOTAL	2
TOTAL PRACTICE OF LAW CASES DISPOSED	124
CASES PENDING DECEMBER 31, 2019	53
PRACTICE OF LAW CLEARANCE RATE	97%

⁹Case No. 2018-1854 was dismissed upon the death of the respondent.

PUBLISHED BY
THE SUPREME COURT *of* OHIO
Office of the Clerk
March 2020





THE SUPREME COURT *of* OHIO

OFFICE OF THE CLERK
65 South Front Street
Columbus, Ohio 43215-3431
supremecourt.ohio.gov