







THE SUPREME COURT *of* OHIO

2012

OHIO COURTS STATISTICAL REPORT



THE SUPREME COURT *of* OHIO

2012

OHIO COURTS STATISTICAL REPORT



MAUREEN O'CONNOR

CHIEF JUSTICE

PAUL E. PFEIFER

TERRENCE O'DONNELL

JUDITH ANN LANZINGER

SHARON L. KENNEDY

JUDITH L. FRENCH

WILLIAM M. O'NEILL

JUSTICES

STEVEN C. HOLLON

ADMINISTRATIVE DIRECTOR

OFFICE OF JUDICIAL & COURT SERVICES

W. MILT NUZUM III

DIRECTOR

CASE MANAGEMENT SECTION

STEPHANIE E. HESS

MANAGER OF CASE MANAGEMENT SERVICES

CONTENT DEVELOPMENT

CHRISTINE BRATTON

BRIAN FARRINGTON

PRODUCTION AND GRAPHICS

PHILLIP FARMER

KATIE RIEDEL

JAMES R. SHROYER

INFORMATION TECHNOLOGY SUPPORT

MARK DUTTON

DONALD TURKLAY

Table of Contents

Introduction	1
The Supreme Court of Ohio	
Caseload Details	3
Court of Appeals	
Overall Caseloads	9
Criminal Appeals.....	10
Civil Appeals	11
Miscellaneous Matters.....	12
Domestic Relations, Juvenile, and Probate Appeals.....	13
Court of Claims	
Caseload Details	15
Courts of Common Pleas, General Division	
Composite Report for Entire State.....	17
Overall Caseloads and Terminations	18
Total Civil.....	22
Professional Tort	26
Product Liability	30
Other Torts.....	34
Workers' Compensation.....	38
Foreclosures.....	42
Administrative Appeal.....	46
Complex Litigation	50
Other Civil	54
Criminal	58
Courts of Common Pleas, Domestic Relations Division	
Composite Report for Entire State.....	63
Overall Caseloads and Terminations	64
Marriage Terminations with Children.....	68
Marriage Terminations without Children	72
Marriage Dissolutions with Children	76
Marriage Dissolutions without Children.....	80
Change of Custody	84
Visitation Enforcement or Modification.....	88

Support Enforcement or Modification	92
Domestic Violence.....	96
Uniform Interstate Family Support Act	100
Parentage	104
All Others.....	108

Courts of Common Pleas, Probate Division

Composite Report for Entire State.....	113
Overall Caseloads	114
Decedents’ Estates and Wrongful Death	116
Guardianships.....	118
Conservatorships, Testamentary Trusts, and Civil Actions.....	120
Miscellaneous Matters.....	122

Courts of Common Pleas, Juvenile Division

Composite Report for Entire State.....	125
Overall Caseloads and Terminations	126
Delinquency.....	130
Traffic.....	134
Dependency, Neglect, and Abuse	138
Unruly	142
Adult.....	146
Motion for Permanent Custody.....	150
Custody, Change of Custody, and Visitation	154
Support Enforcement or Modification	158
Parentage	162
Uniform Interstate Family Support Act	166
All Others.....	170

Municipal Courts

Composite Administrative Judge Report for Entire State.....	175
Composite Individual Judge Report for Entire State.....	176
Overall Caseloads	177
Felony.....	180
Misdemeanor	186
Operation of a Vehicle While Under the Influence	192
Other Traffic.....	198
Personal Injury and Property Damage.....	204
Contracts.....	210
Forcible Entry and Detainer	216
Other Civil.	222
Small Claims.	228

County Courts

Composite Administrative Judge Report for Entire State.....235
Composite Individual Judge Report Form for Entire State.....236
Overall Caseloads237
Felony.....238
Misdemeanor240
Operation of a Vehicle While Under the Influence242
Other Traffic.....244
Personal Injury and Property Damage.....246
Contracts.....248
Forcible Entry and Detainer.....250
Other Civil252
Small Claims254

Definitions

Courts of Common Pleas Statistical Reporting257
Municipal and County Courts Statistical Reporting262



INTRODUCTION

[Redacted]

[Redacted]

[Redacted]

[Redacted]

[Redacted]



2012 Ohio Courts Statistical Report

Introduction

Beginning in 1960, the Supreme Court of Ohio has produced annual compilations of statistics regarding the caseloads heard in Ohio's courts. The *Ohio Courts Summary*, reflecting a single year's worth of caseload statistics, has proven a valuable reference source for details concerning individual court data. However, when a longer view of the data is sought, the usefulness of the *Ohio Courts Summary* is limited. In order to provide the courts and the citizens of Ohio with a broader multi-year overview of the work of Ohio's judiciary, the Supreme Court has prepared a companion report entitled the *Ohio Courts Statistical Summary*.

The in-depth annual caseload statistics traditionally reported in the *Ohio Courts Summary* continue to be reported in this publication, the *Ohio Courts Statistical Report*. The multitude of statistical tables contained in this report remain essentially unchanged from the tables contained in past editions of the *Ohio Courts Summary*. This consistency will enable users to continue to compare year-to-year data for individual courts.

The companion *Ohio Courts Statistical Summary* incorporates the current year's statewide caseload statistics with statistics from prior years in order to reveal trends in the data. Additional content includes descriptions of the overall structure and operations of the Ohio judicial system.



SUPREME COURT OF OHIO

[REDACTED]

[REDACTED]

[REDACTED]

[REDACTED]

[REDACTED]



Supreme Court of Ohio
Cases Filed in 2012

JURISDICTIONAL APPEALS	
Claimed Appeals of Right	25
Discretionary Appeals (Non-felony) ¹	759
Discretionary Appeals (Felony)	747
Death Penalty Postconviction Appeals	8
Appeals Involving Termination of Parental Rights/Adoption	12
Appeals from App.R. 26(B) Applications (<i>Murnahan</i> Appeals)	78
TOTAL	1,629
MERIT CASES	
Original Actions	180
Habeas Corpus Cases	38
Direct Appeals (Cases Originating in Court of Appeals)	107
Certified Conflicts	28
Appeals from Board of Tax Appeals	42
Appeals from Public Utilities Commission	11
Appeals from Power Siting Board	1
Death Penalty Cases	6
Appeals from App.R. 26(B) Application in Death Penalty Cases	1
Certified Questions of State Law	0
Appeals of Contest of Election under R.C. 3515.15	2
Petition Challenges pursuant to Article II, Section 1g	2
Contest of Election pursuant to R.C. 3515.08	1
Apportionment Case pursuant to Article IX, Section 13	1
Cases Purporting to Invoke Unspecified Original Jurisdiction	4
TOTAL	424
PRACTICE OF LAW CASES	
Disciplinary Cases	125
Bar Admissions Cases	7
Unauthorized Practice of Law Cases	2
TOTAL	134
TOTAL CASES FILED	2,187

¹ Non-felony discretionary appeals include cases in which the appellant sought jurisdiction as both a discretionary appeal and a claimed appeal of right. A claimed appeal of right is an appeal that claims a substantial constitutional question, including an appeal from the decision of a court of appeal under App. R. 26(B) in a noncapital case. A discretionary appeal is an appeal involving a felony or a question of public or great general interest and invokes the discretionary jurisdiction of the Supreme Court.

Supreme Court of Ohio
Cases Related to the Practice of Law
Detail of Cases Filed in 2012

DISCIPLINARY CASES

Cases on Report of Board	68
Consent to Discipline Cases	10
Case under Gov.Bar R. V(7)/Mental Illness	0
Attorney Resignation Cases	17
Reciprocal Discipline Cases	13
Cases upon Felony Conviction	8
Cases on Motion for Interim Remedial Suspension	0
Disciplinary Default Judgment Cases pursuant to Gov.Bar R. V(6a)	1
Judge Disciplinary Cases under Gov.Bar R. V	1
Judge Disciplinary Cases under Gov.Jud.R. II(5) ²	6
Judge Disciplinary Cases under Gov.Jud.R. II(6) ³	1
TOTAL	125

BAR ADMISSIONS CASES

Character and Fitness Cases	7
TOTAL	7

UNAUTHORIZED PRACTICE OF LAW CASES

TOTAL	0
--------------	----------

OTHER MATTERS RELATING TO PRACTICE OF LAW

Motion to hold respondent in contempt	2
TOTAL	2

TOTAL PRACTICE OF LAW CASES FILED

134

² Six judicial campaign complaint cases were filed pursuant to Gov.Jud.R. II(5) and a five-judge commission was appointed by the court to decide the matters.

³ This case was a judicial campaign complaint case involving a Supreme Court candidate, filed pursuant to Gov.Jud.R. II(6). This matter was considered by an adjudicatory panel of 13 appellate judges pursuant to Gov.Jud.R. II(6)(D).

Supreme Court of Ohio
Final Dispositions in 2012

JURISDICTIONAL APPEALS⁴	
Claimed Appeals of Right	20
Discretionary Appeals (Non-felony) ⁵	695
Discretionary Appeals (Felony)	701
Death Penalty Postconviction Appeals	3
Appeals Involving Termination of Parental Rights/Adoption	10
Appeals from App.R. 26(B) Applications (<i>Murnahan</i> Appeals)	83
TOTAL	1,512
 MERIT CASES	
Original Actions	164
Habeas Corpus Cases	32
Direct Appeals (Cases Originating in Court of Appeals)	116
Certified Conflicts	36
Certified Conflicts Involving Termination of Parental Rights/Adoption	1
Appeals from Board of Tax Appeals	31
Appeals from Public Utilities Commission	8
Death Penalty Cases	5
Certified Questions of State Law	4
Appeal from Contest of Election under R.C. 3515.15	2
Petition Challenges Pursuant to Article II, Section 1g	2
Other Merit Cases	5
Jurisdictional Appeals Accepted for Review ⁶	99
TOTAL	506
 PRACTICE OF LAW CASES	
Disciplinary Cases	142
Bar Admissions Cases	7
Unauthorized Practice of Law Cases	2
Other Matters Related to Practice of Law	2
TOTAL	153
 TOTAL FINAL DISPOSITIONS	 2,171

⁴ Jurisdictional appeals include dispositions where the court's jurisdiction was declined, leave to appeal was denied, or the appeal was dismissed.

⁵ Non-felony discretionary appeals include cases in which the appellant sought jurisdiction as both a discretionary appeal and a claimed appeal of right. A claimed appeal of right is an appeal that claims a substantial constitutional question, including an appeal from the decision of a court of appeal under App. R. 26(B) in a noncapital case. A discretionary appeal is an appeal involving a felony or a question of public or great general interest and invokes the discretionary jurisdiction of the Supreme Court.

⁶ This number includes cases accepted and held for a decision in another case.

Supreme Court of Ohio
Cases Related to the Practice of Law
Detail of Final Dispositions in 2012

DISCIPLINARY CASES

On Report of Board	
Public reprimand	6
Definite suspension	50
Indefinite suspension	16
Disbarment	11
Dismissed ⁷	2
TOTAL	85
Consent to Discipline Cases	
Public reprimand	3
Definite suspension ⁸	7
Indefinite suspension	1
TOTAL	11
Consent to Discipline Cases on Remand	
Definite suspension	1
Attorney Resignation Cases	
Resignation accepted - disciplinary action pending	20
Reciprocal Discipline Cases	
Public reprimand	1
Definite suspension	6
Indefinite suspension	1
Disbarment	2
Cases upon Felony Conviction	
Interim suspension	8
Judge Disciplinary Cases under Gov.Bar R. V	
Definite suspension	1
Judge Disciplinary Cases under Gov.Jud.R. II⁹	
	6
 TOTAL	 46

⁷ Case Nos. 2012-1330 and 2012-1332 were dismissed upon the filing of applications for dismissal.

⁸ Case No. 2011-0284 was consolidated with Case No. 2011-1755. Also, Case No. 2011-0309 was consolidated with Case No. 2011-1759.

⁹ Five cases were considered and decided, pursuant to Gov.Jud.R. II(5), by a five-judge commission appointed by the court. The court affirmed the decision of the five-judge commission in Case No. 2012-1186. Case No. 2012-0418 was considered and dismissed by and adjudicatory panel of 13 appellate judges, pursuant to Gov.Jud.R. II(6).

Supreme Court of Ohio
Cases Related to the Practice of Law
Detail of Final Dispositions in 2012

BAR ADMISSIONS CASES

Character and Fitness Cases

Applicant disapproved, may reapply 6

Applicant denied, precluded from reapplying 1

TOTAL 7

UNAUTHORIZED PRACTICE OF LAW CASES

Cases on Report of Board

Respondent enjoined from actions constituting the
unauthorized practice of law and civil penalty imposed 1

Cases on Consent Decree

Respondent enjoined from actions constituting the
unauthorized practice of law 1

TOTAL 2

OTHER MATTERS RELATED TO PRACTICE OF LAW

Respondent found in contempt and suspended pending compliance 1

Respondent found in contempt for engaging in unauthorized practice
of law; fine imposed 1

TOTAL 2

TOTAL PRACTICE OF LAW DISPOSITIONS 153


Supreme Court of Ohio
Cases Pending as of December 31, 2012

JURISDICTIONAL APPEALS	
Claimed Appeals of Right	10
Discretionary Appeals (Non-felony) ¹⁰	208
Discretionary Appeals (Felony)	203
Death Penalty Postconviction Appeals	14
Appeals Involving Termination of Parental Rights/Adoption	3
Appeals from App.R. 26(B) Applications (<i>Murnahan</i> Appeals)	12
TOTAL	450
MERIT CASES	
Original Actions	59
Habeas Corpus Cases	12
Direct Appeals (Cases Originating in Court of Appeals)	71
Certified Conflicts	17
Appeals from Board of Tax Appeals	32
Appeals from Public Utilities Commission	11
Appeals from Power Siting Board	1
Death Penalty Cases ¹¹	23
Certified Questions of State Law	2
Appeals from App.R. 26(B) Application in a Death Penalty Case	1
Other Merit Cases	2
Jurisdictional Appeals Accepted for Review	42
TOTAL	273
PRACTICE OF LAW CASES	
Disciplinary Cases	46
Bar Admission Cases	4
Unauthorized Practice of Law Cases	0
TOTAL	50
TOTAL CASES PENDING	773

¹⁰ This category includes cases in which the appellant sought jurisdiction as both a discretionary appeal and a claimed appeal of right.

¹¹ Included under death penalty cases pending on December 31, 2012, are two cases involving appeals from the courts of appeal in which the death penalty was imposed for an offense committed prior to January 1, 1995.

COURT OF APPEALS





Court of Appeals
Overall Caseloads
2012

	Number of Judges	Cases Pending January 1	New Cases Filed	Transferred in or Reactivated	Total Cases	Terminated by				Total Terminations	Cases Pending December 31
						Decision or Opinion	Dismissal	Bankruptcy Stay	Other Terminations		
First District	6	639	882	33	1,554	663	349	0	5	1,017	537
Second District	5	595	826	37	1,458	666	256	2	1	925	533
Third District	4	247	464	14	725	312	175	4	3	494	231
Fourth District	4	300	400	14	714	349	49	3	0	401	313
Fifth District	6	547	1,019	36	1,602	731	384	10	0	1,125	477
Sixth District	5	378	661	182	1,221	405	245	2	3	655	566
Seventh District	4	300	387	2	689	248	112	2	1	363	326
Eighth District	12	813	1,608	79	2,500	1,073	605	7	70	1,755	745
Ninth District	5	639	859	34	1,532	631	388	1	0	1,020	512
Tenth District	8	1,580	1,162	4	2,746	882	364	0	0	1,246	1,500
Eleventh District	5	336	543	20	899	417	145	4	0	566	333
Twelfth District	5	352	615	5	972	396	201	0	0	597	375
Statewide	69	6,726	9,426	460	16,612	6,773	3,273	35	83	10,164	6,448

**Court of Appeals
Criminal Caseloads
2012**

	Number of Judges	Cases Pending January 1	New Cases Filed	Transferred in or Reactivated	Total Cases	Terminated by			Cases Pending December 31	
						Decision or Opinion	Dismissal	Other Terminations		
First District	6	430	488	18	936	469	137	4	610	326
Second District	5	401	440	34	875	436	101	0	537	338
Third District	4	133	250	8	391	172	86	2	260	131
Fourth District	4	168	192	5	365	186	15	0	201	164
Fifth District	6	262	449	19	730	365	138	0	503	227
Sixth District	5	252	281	55	588	198	85	0	283	305
Seventh District	4	144	167	1	312	117	42	0	159	153
Eighth District	12	389	726	50	1,165	498	267	1	766	399
Ninth District	5	287	357	22	666	312	106	0	418	248
Tenth District	8	317	355	1	673	251	62	0	313	360
Eleventh District	5	141	213	11	365	182	25	0	207	158
Twelfth District	5	180	263	4	447	201	67	0	268	179
Statewide	69	3,104	4,181	228	7,513	3,387	1,131	7	4,525	2,988

Court of Appeals
Civil Caseloads
2012

	Number of Judges	Cases Pending January 1	New Cases Filed	Transferred in or Reactivated	Total Cases	Terminated by				Total Terminations	Cases Pending December 31
						Decision or Opinion	Dismissal	Bankruptcy Stay	Other Terminations		
First District	6	162	245	11	418	149	129	0	0	278	140
Second District	5	120	239	3	362	128	101	2	0	231	131
Third District	4	54	98	4	156	68	36	4	1	109	47
Fourth District	4	94	128	9	231	102	24	3	0	129	102
Fifth District	6	149	286	12	447	181	148	9	0	338	109
Sixth District	5	72	220	82	374	103	94	2	3	202	172
Seventh District	4	110	149	0	259	79	48	2	0	129	130
Eighth District	12	299	535	25	859	355	211	7	55	628	231
Ninth District	5	207	307	10	524	178	155	1	0	334	190
Tenth District	8	904	406	2	1,312	286	169	0	0	455	857
Eleventh District	5	99	200	6	305	120	84	3	0	207	98
Twelfth District	5	85	162	0	247	94	57	0	0	151	96
Statewide	69	2,355	2,975	164	5,494	1,843	1,256	33	59	3,191	2,303

Court of Appeals
Miscellaneous Matters Caseloads
2012

	Number of Judges	Cases Pending January 1	New Cases Filed	Transferred in or Reactivated	Total Cases	Terminated by				Total Terminations	Cases Pending December 31
						Decision or Opinion	Dismissal	Bankruptcy Stay	Other Terminations		
First District	6	16	53	0	69	12	49	0	1	62	7
Second District	5	13	35	0	48	13	25	0	1	39	9
Third District	4	10	33	0	43	5	31	0	0	36	7
Fourth District	4	8	24	0	32	19	1	0	0	20	12
Fifth District	6	28	68	2	98	50	21	0	0	71	27
Sixth District	5	12	47	17	76	46	19	0	0	65	11
Seventh District	4	11	29	1	41	21	9	0	1	31	10
Eighth District	12	51	161	2	214	110	59	0	2	171	43
Ninth District	5	24	51	1	76	4	59	0	0	63	13
Tenth District	8	292	269	1	562	277	79	0	0	356	206
Eleventh District	5	25	40	0	65	37	9	0	0	46	19
Twelfth District	5	8	38	0	46	12	22	0	0	34	12
Statewide	69	498	848	24	1,370	606	383	0	5	994	376

Miscellaneous matters include habeas corpus, original actions, administrative appeals, and appeals from the Court of Claims.

Court of Appeals
 Domestic Relations, Probate, and Juvenile Appeals Caseloads
 2012

	Number of Judges	Cases Pending January 1	New Cases Filed	Transferred in or Reactivated	Total Cases	Terminated by				Total Terminations	Cases Pending December 31
						Decision or Opinion	Dismissal	Bankruptcy Stay	Other Terminations		
First District	6	31	96	4	131	33	34	0	0	67	64
Second District	5	61	112	0	173	89	29	0	0	118	55
Third District	4	50	83	2	135	67	22	0	0	89	46
Fourth District	4	30	56	0	86	42	9	0	0	51	35
Fifth District	6	108	216	3	327	135	77	1	0	213	114
Sixth District	5	42	113	28	183	58	47	0	0	105	78
Seventh District	4	35	42	0	77	31	13	0	0	44	33
Eighth District	12	74	186	2	262	110	68	0	12	190	72
Ninth District	5	121	144	1	266	137	68	0	0	205	61
Tenth District	8	67	132	0	199	68	54	0	0	122	77
Eleventh District	5	71	90	3	164	78	27	1	0	106	58
Twelfth District	5	79	152	1	232	89	55	0	0	144	88
Statewide	69	769	1,422	44	2,235	937	503	2	12	1,454	781



COURT OF CLAIMS

[Redacted]

[Redacted]

[Redacted]

[Redacted]

[Redacted]



Court of Claims
Overall Caseloads
2012

Judicial Cases

Incoming Cases	398
Outgoing Cases	466

Administrative Determinations


Incoming Cases	467
Outgoing Cases	376

Victims Activity

Incoming Cases	59
Outgoing Cases	103



COURTS OF COMMON PLEAS
GENERAL DIVISION





Courts of Common Pleas – General Division
Composite Report for the Entire State
2012

	Professional Tort	Product Liability	Other Torts	Workers' Compensation	Foreclosures	Administrative Appeals	Complex Litigation	Other Civil	Criminal	Total
Cases Pending Beginning of Year	1,493	184	14,045	5,924	37,845	926	81	24,838	23,736	109,072
New Cases Filed	1,242	203	16,423	6,530	70,469	1,263	X	52,251	66,552	214,933
Transferred in, Reactivated or Redesignated Cases	281	31	1,558	766	13,727	141	67	4,259	14,474	35,304
Total Cases	3,016	418	32,026	13,220	122,041	2,330	148	81,348	104,762	359,309
Cases Terminated By:										
Jury Trial	82	0	237	60	14	1	7	167	1,164	1,732
Court Trial	7	1	64	79	248	42	4	882	551	1,878
Settled or Dismissed Prior to Trial	248	54	5,248	2,257	3,413	118	23	5,809	1,554	18,724
Dismissal	767	60	7,464	3,388	13,483	361	17	12,998	3,712	42,250
Dismissal: Lack of Speedy Trial (CR) or Want of Prosecution (CV)	56	13	518	271	2,074	24	1	1,608	53	4,618
Magistrate	5	0	558	27	15,766	162	0	5,727	X	22,245
Diversion or Arbitration	13	3	332	89	292	2	3	202	4,476	5,412
Guilty/No Contest to Original Charge (CR) or Default (CV)	11	5	1,287	57	33,740	21	2	16,677	22,225	74,025
Guilty/No Contest to Reduced Charge	X	X	X	X	X	X	X	X	30,996	30,996
Unavailability of Party for Trial	2	0	60	15	2,833	0	2	57	8,558	11,527
Transferred Out	210	68	1,187	768	3,913	100	3	3,237	5,449	14,935
Referred to Private Judge	0	0	0	0	1	0	0	10	X	11
Bankruptcy Stay or Interlocutory Appeal	23	2	237	28	3,934	9	4	1,813	135	6,185
All Other Terminations	136	30	1,067	443	8,411	658	19	9,299	2,374	22,437
Total Terminations	1,560	236	18,259	7,482	88,122	1,498	85	58,486	81,247	256,975
Cases Pending End of Year	1,456	182	13,767	5,738	33,919	832	63	22,862	23,515	102,334
Time Guideline (Months)	24	24	24	12	12	9	36	24	6	X
Cases Pending End of Year Beyond Time Guideline	130	12	378	589	2,946	183	11	848	3,808	8,905

"X" indicates data not applicable.

Courts of Common Pleas – General Division

Overall Caseloads

2012

County	Judges	-----Population-----		New Filings, Transfers, -----and Reactivations-----			-----Terminations-----			Clearance Rate
		Total	Per Judge	Total	Per Judge	Per 1,000 Population	Total	Per Judge	Per 1,000 Population	
The judges of the following counties have general jurisdiction exclusively										
Allen	2	106,331	53,166	1,475	738	14	1,595	798	15	108%
Auglaize	1	45,949	45,949	607	607	13	637	637	14	105%
Butler	7	368,130	52,590	9,669	1,381	26	9,991	1,427	27	103%
Champaign	1	40,097	40,097	835	835	21	805	805	20	96%
Clark	3	138,333	46,111	2,619	873	19	2,795	932	20	107%
Clermont	4	197,363	49,341	4,054	1,014	21	4,108	1,027	21	101%
Cuyahoga	34	1,280,122	37,651	47,228	1,389	37	48,114	1,415	38	102%
Fairfield	2	146,156	73,078	2,063	1,032	14	2,043	1,022	14	99%
Franklin	17	1,163,414	68,436	26,990	1,588	23	28,223	1,660	24	105%
Greene	2	161,573	80,787	2,061	1,031	13	2,207	1,104	14	107%
Hamilton	16	802,374	50,148	22,447	1,403	28	23,202	1,450	29	103%
Lake	4	230,041	57,510	4,321	1,080	19	4,312	1,078	19	100%
Licking	2	166,492	83,246	2,626	1,313	16	2,623	1,312	16	100%
Logan	1	45,858	45,858	828	828	18	829	829	18	100%
Lorain	6	301,356	50,226	6,752	1,125	22	6,917	1,153	23	102%
Lucas	10	441,815	44,182	8,835	884	20	9,541	954	22	108%
Mahoning	5	238,823	47,765	6,058	1,212	25	6,053	1,211	25	100%
Marion	2	66,501	33,251	1,865	933	28	1,979	990	30	106%
Medina	2	172,332	86,166	2,850	1,425	17	2,809	1,405	16	99%
Montgomery	11	535,153	48,650	14,231	1,294	27	14,831	1,348	28	104%
Muskingum	2	86,074	43,037	1,004	502	12	1,085	543	13	108%
Portage	2	161,419	80,710	2,649	1,325	16	2,883	1,442	18	109%
Richland	2	124,475	62,238	2,594	1,297	21	2,632	1,316	21	101%
Scioto	2	79,499	39,750	1,577	789	20	1,570	785	20	100%
Stark	5	375,586	75,117	5,925	1,185	16	6,022	1,204	16	102%
Summit	10	541,781	54,178	12,748	1,275	24	12,893	1,289	24	101%
Trumbull	4	210,312	52,578	3,775	944	18	3,816	954	18	101%
Warren	3	212,693	70,898	3,469	1,156	16	3,555	1,185	17	102%
The judges of the following counties also have domestic relations jurisdiction										
Ashland	1	53,139	53,139	573	573	11	648	648	12	113%
Ashtabula	3	101,497	33,832	2,033	678	20	1,857	619	18	91%
Athens	2	64,757	32,379	1,089	545	17	982	491	15	90%
Belmont	2	70,400	35,200	1,027	514	15	1,035	518	15	101%
Brown	1	44,846	44,846	1,287	1,287	29	1,325	1,325	30	103%
Carroll	1	28,836	28,836	371	371	13	412	412	14	111%
Clinton	1	42,040	42,040	912	912	22	897	897	21	98%
Columbiana	2	107,841	53,921	1,245	623	12	1,402	701	13	113%
Coshocton	1	36,901	36,901	490	490	13	547	547	15	112%
Crawford	1	43,784	43,784	772	772	18	836	836	19	108%
Darke	1	52,959	52,959	661	661	12	703	703	13	106%
Defiance	1	39,037	39,037	630	630	16	635	635	16	101%
Delaware	2	174,214	87,107	2,364	1,182	14	2,588	1,294	15	109%
Fayette	1	29,030	29,030	574	574	20	573	573	20	100%
Fulton	1	42,698	42,698	564	564	13	603	603	14	107%
Gallia	1	30,934	30,934	445	445	14	448	448	14	101%
Geauga	2	93,389	46,695	1,377	689	15	1,449	725	16	105%
Guernsey	1	40,087	40,087	540	540	13	564	564	14	104%
Hancock	2	74,782	37,391	1,079	540	14	1,117	559	15	104%
Hardin	1	32,058	32,058	529	529	17	520	520	16	98%

Courts of Common Pleas – General Division

Overall Caseloads

2012

County	Judges	-----Population-----		New Filings, Transfers, -----and Reactivations-----			-----Terminations-----			Clearance Rate
		Total	Per Judge	Total	Per Judge	Per 1,000 Population	Total	Per Judge	Per 1,000 Population	
Harrison	1	15,864	15,864	238	238	15	238	238	15	100%
Highland	1	43,589	43,589	770	770	18	821	821	19	107%
Hocking	1	29,380	29,380	620	620	21	627	627	21	101%
Holmes	1	42,366	42,366	351	351	8	339	339	8	97%
Huron	1	59,626	59,626	801	801	13	829	829	14	103%
Jackson	1	33,225	33,225	437	437	13	438	438	13	100%
Jefferson	2	69,709	34,855	948	474	14	1,024	512	15	108%
Knox	1	60,921	60,921	853	853	14	859	859	14	101%
Lawrence	2	62,450	31,225	1,042	521	17	1,142	571	18	110%
Madison	1	43,435	43,435	543	543	13	568	568	13	105%
Meigs	1	23,770	23,770	339	339	14	280	280	12	83%
Mercer	1	40,814	40,814	386	386	9	410	410	10	106%
Miami	2	102,506	51,253	1,429	715	14	1,453	727	14	102%
Monroe	1	14,642	14,642	193	193	13	176	176	12	91%
Ottawa	1	41,428	41,428	832	832	20	842	842	20	101%
Paulding	1	19,614	19,614	392	392	20	382	382	19	97%
Perry	1	36,058	36,058	447	447	12	398	398	11	89%
Pickaway	1	55,698	55,698	859	859	15	832	832	15	97%
Pike	1	28,709	28,709	750	750	26	780	780	27	104%
Preble	1	42,270	42,270	1,032	1,032	24	974	974	23	94%
Putnam	1	34,499	34,499	254	254	7	235	235	7	93%
Ross	2	78,064	39,032	1,429	715	18	1,549	775	20	108%
Sandusky	2	60,944	30,472	1,056	528	17	1,068	534	18	101%
Seneca	2	56,745	28,373	765	383	13	765	383	13	100%
Shelby	1	49,423	49,423	643	643	13	761	761	15	118%
Tuscarawas	2	92,582	46,291	1,627	814	18	1,679	840	18	103%
Union	1	52,300	52,300	859	859	16	868	868	17	101%
Van Wert	1	28,744	28,744	553	553	19	544	544	19	98%
Vinton	1	13,435	13,435	197	197	15	203	203	15	103%
Washington	2	61,778	30,889	1,219	610	20	1,169	585	19	96%
Wayne	2	114,520	57,260	1,362	681	12	1,314	657	11	96%
Williams	1	37,642	37,642	496	496	13	489	489	13	99%
Wood	3	125,488	41,829	1,842	614	15	1,860	620	15	101%
The judge of the following county also has probate jurisdiction										
Henry	1	28,215	28,215	334	334	12	376	376	13	113%
The judges of the following county also have domestic relations and probate jurisdiction										
Erie	3	77,079	25,693	1,651	550	21	1,635	545	21	99%
The judges of the following counties also have domestic relations, probate, and juvenile jurisdiction										
Adams	1	28,550	28,550	645	645	23	586	586	21	91%
Morgan	1	15,054	15,054	232	232	15	241	241	16	104%
Morrow	2	34,827	17,414	542	271	16	520	260	15	96%
Noble	1	14,645	14,645	280	280	19	235	235	16	84%
Wyandot	1	22,615	22,615	272	272	12	255	255	11	94%
Statewide	244	11,536,504	47,281	250,237	1,026	22	256,975	1,053	22	103%

All population data from 2010 U.S. Census.

Courts of Common Pleas – General Division
Overall Terminations
2012

County	Jury Trial	Court Trial	Settled or Dismissed Pre Trial	Dismissal	Lack of Speedy Trial/ Want of Prosecution	Magistrate	Diversion or Arbitration	Guilty/No Contest Plea to Original Charge /Default	Unavailability of Party	Transferred Out	Bankruptcy Stay/ Interlocutory Appeal	Other Terminations	Total Terminations
The judges of the following counties have general jurisdiction exclusively													
Allen	13	8	138	299	59	0	26	242	8	22	55	455	1,595
Auglaize	4	5	19	139	0	0	9	211	32	17	11	83	637
Butler	36	26	728	1,377	59	5	39	3,098	1,383	620	195	1,411	9,991
Champaign	8	100	118	71	44	0	1	193	67	3	18	30	805
Clark	24	5	693	34	28	0	5	1,007	209	145	64	182	2,795
Clermont	7	14	295	837	0	157	122	1,179	286	298	112	260	4,108
Cuyahoga	335	222	190	9,622	27	10,505	1,151	5,493	3,271	4,662	334	3,239	48,114
Fairfield	12	8	136	374	2	0	41	708	59	91	55	203	2,043
Franklin	142	91	1,878	4,539	378	2,100	115	9,139	739	1,983	1,079	1,735	28,223
Greene	12	3	30	490	68	10	97	1,109	34	34	94	153	2,207
Hamilton	122	227	484	4,325	387	5,710	276	2,517	1,328	2,894	549	688	23,202
Lake	31	6	323	278	679	214	20	1,521	49	92	130	783	4,312
Licking	19	13	93	391	1	114	53	1,280	43	140	98	338	2,623
Logan	8	6	60	199	0	32	32	242	16	6	25	64	829
Lorain	28	33	1,102	1,045	15	910	66	2,120	514	143	234	388	6,917
Lucas	71	22	916	1,798	187	0	15	2,699	139	394	235	1,889	9,541
Mahoning	29	15	554	1,617	0	423	154	2,228	130	262	242	202	6,053
Marion	11	132	119	229	47	0	75	634	236	42	59	91	1,979
Medina	37	4	716	267	42	48	96	854	76	105	100	325	2,809
Montgomery	62	23	795	3,647	31	501	671	7,007	252	270	278	1,164	14,831
Muskingum	9	6	163	127	1	0	0	554	4	19	32	62	1,085
Portage	16	3	387	358	11	55	82	1,177	135	111	86	152	2,883
Richland	33	9	352	218	120	87	78	982	69	22	68	351	2,632
Scioto	17	23	46	282	16	0	19	484	68	65	24	319	1,570
Stark	61	18	842	243	240	4	198	2,876	106	174	238	841	6,022
Summit	137	34	1,188	1,324	340	245	546	3,958	813	982	325	872	12,893
Trumbull	22	134	1,083	384	0	4	5	1,509	65	120	140	116	3,816
Warren	27	47	291	815	28	0	0	1,296	123	11	86	445	3,555
The judges of the following counties also have domestic relations jurisdiction													
Ashland	4	0	132	51	2	11	0	303	3	5	18	13	648
Ashtabula	22	6	122	479	0	0	1	577	118	28	59	200	1,857
Athens	8	14	93	98	5	0	119	433	37	66	6	80	982
Belmont	3	0	62	333	0	0	0	354	11	96	28	129	1,035
Brown	7	7	90	243	13	184	154	397	42	6	24	71	1,325
Carroll	0	3	63	32	44	0	2	155	12	22	9	13	412
Clinton	12	3	12	184	9	0	52	334	17	5	14	76	897
Columbiana	7	12	130	112	114	34	0	659	46	47	42	131	1,402
Coshocton	4	4	6	128	14	0	1	288	4	4	11	45	547
Crawford	8	1	86	75	12	88	31	355	4	4	21	115	836
Darke	7	49	71	110	2	2	34	274	15	0	19	10	703
Defiance	1	114	41	105	3	0	0	228	6	2	0	11	635
Delaware	24	28	515	316	44	34	174	633	78	69	61	297	2,588
Fayette	13	14	28	100	0	3	11	324	7	4	16	38	573
Fulton	6	19	179	3	6	0	0	218	3	3	17	50	603
Gallia	4	1	106	36	9	16	0	173	22	27	6	35	448
Geauga	6	11	70	217	281	24	178	248	29	15	66	212	1,449
Guernsey	2	9	77	57	12	20	6	176	26	7	10	91	564
Hancock	9	21	82	50	178	0	31	468	12	70	24	98	1,117

Courts of Common Pleas – General Division
Overall Terminations
2012

County	Jury Trial	Court Trial	Settled or Dismissed Pre Trial	Dismissal	Lack of Speedy Trial/ Want of Prosecution	Magistrate	Diversion or Arbitration	Guilty/No Contest Plea to Original Charge /Default	Unavailability of Party	Transferred Out	Bankruptcy Stay/ Interlocutory Appeal	Other Terminations	Total Terminations
Hardin	5	2	6	91	7	0	10	174	24	2	15	45	520
Harrison	4	6	40	24	2	0	0	104	9	0	0	5	238
Highland	2	4	104	58	33	0	4	444	17	4	22	61	821
Hocking	18	6	148	104	0	0	0	85	22	2	36	98	627
Holmes	3	7	57	43	0	0	1	183	1	1	6	36	339
Huron	9	1	63	124	14	0	17	313	18	11	43	95	829
Jackson	0	1	170	2	2	0	0	208	21	11	5	13	438
Jefferson	10	18	88	210	3	0	19	403	10	59	29	134	1,024
Knox	5	5	35	183	21	0	23	44	0	4	10	426	859
Lawrence	4	0	42	277	31	319	2	313	0	15	19	94	1,142
Madison	0	3	14	140	0	0	0	139	3	3	16	230	568
Meigs	0	2	27	24	4	0	0	130	6	1	6	24	280
Mercer	0	0	27	3	56	0	31	130	14	3	8	37	410
Miami	8	10	58	248	30	155	2	707	31	36	34	120	1,453
Monroe	0	0	8	59	0	0	0	90	0	1	4	5	176
Ottawa	4	2	18	132	94	0	40	263	10	1	14	167	842
Paulding	23	0	0	84	0	0	0	130	7	91	7	20	382
Perry	1	17	61	17	2	15	2	184	11	3	12	42	398
Pickaway	4	1	163	16	3	24	0	529	9	7	12	7	832
Pike	1	10	182	41	2	0	35	246	104	4	12	129	780
Preble	3	6	61	100	28	0	17	316	17	4	36	268	974
Putnam	0	7	6	75	0	7	0	17	0	3	9	58	235
Ross	27	8	115	220	3	78	30	727	83	92	31	123	1,549
Sandusky	3	0	16	294	2	0	110	291	3	27	31	260	1,068
Seneca	13	2	81	89	10	76	6	383	6	8	12	62	765
Shelby	10	9	38	63	82	0	0	286	4	3	16	45	761
Tuscarawas	11	52	206	101	273	1	62	718	30	19	44	122	1,679
Union	3	10	18	167	45	0	0	302	0	41	31	158	868
Van Wert	3	0	61	68	13	1	7	268	4	7	17	33	544
Vinton	1	4	45	2	0	0	7	45	20	2	4	6	203
Washington	18	85	208	140	9	0	0	331	64	31	46	203	1,169
Wayne	9	10	295	62	24	0	26	501	47	22	42	99	1,314
Williams	2	2	32	61	0	0	14	261	9	7	16	1	489
Wood	16	5	186	167	142	0	104	685	80	13	52	204	1,860
The judge of the following county also has probate jurisdiction													
Henry	3	2	36	84	0	0	0	106	0	1	2	91	376
The judges of the following county also have domestic relations and probate jurisdiction													
Erie	11	2	192	282	30	0	34	338	23	116	21	231	1,635
The judges of the following counties also have domestic relations, probate, and juvenile jurisdiction													
Adams	9	3	15	108	10	18	5	276	18	39	9	22	586
Morgan	3	8	18	57	5	0	2	115	9	0	6	18	241
Morrow	3	2	69	40	51	0	13	191	41	29	19	37	520
Noble	1	10	4	97	0	0	0	48	0	5	7	30	235
Wyandot	2	3	7	35	29	11	3	87	6	0	7	22	255
Statewide	1,732	1,878	18,724	42,250	4,618	22,245	5,412	74,025	11,527	14,935	6,185	22,437	256,975

Total Terminations includes Referrals to Private Judge and Guilty/No Contest Plea to Reduced Charge (see case type tables for breakdown).

Courts of Common Pleas – General Division
Total Civil Overall Caseloads
2012

County	Cases Pending January 1	New Filings	Reactivations and Transfers	Total Cases	Total Terminations	Clearance Rate	Cases Pending December 31	Cases Pending Beyond Time Guidelines
Adams	134	363	30	527	397	101%	130	3
Allen	555	956	88	1,599	1,127	108%	472	16
Ashland	235	394	35	664	489	114%	175	3
Ashtabula	781	1,085	139	2,005	1,218	100%	787	98
Athens	237	552	23	812	494	86%	318	14
Auglaize	182	342	21	545	411	113%	134	5
Belmont	531	570	108	1,209	705	104%	504	104
Brown	302	833	108	1,243	966	103%	277	3
Butler	2,614	5,283	775	8,672	6,252	103%	2,420	71
Carroll	147	208	19	374	260	115%	114	22
Champaign	188	446	81	715	502	95%	213	0
Clark	881	1,315	123	2,319	1,633	114%	686	42
Clermont	1,042	2,461	405	3,908	2,872	100%	1,036	19
Clinton	269	463	20	752	494	102%	258	17
Columbiana	515	909	72	1,496	1,074	109%	422	12
Coshocton	220	353	9	582	431	119%	151	18
Crawford	246	462	71	779	595	112%	184	11
Cuyahoga	16,263	25,751	6,965	48,979	33,277	102%	15,702	1,522
Darke	165	430	20	615	470	104%	145	0
Defiance	313	336	0	649	324	96%	325	83
Delaware	944	1,463	185	2,592	1,765	107%	827	36
Erie	837	996	83	1,916	1,029	95%	887	77
Fairfield	754	1,359	94	2,207	1,480	102%	727	70
Fayette	135	303	21	459	316	98%	143	1
Franklin	10,593	16,363	1,928	28,884	19,652	107%	9,232	571
Fulton	186	359	59	604	445	106%	159	9
Gallia	136	260	18	414	284	102%	130	5
Geauga	611	893	304	1,808	1,285	107%	523	13
Greene	903	1,274	142	2,319	1,541	109%	778	23
Guernsey	178	291	54	523	384	111%	139	0
Hamilton	7,475	12,062	1,465	21,002	14,187	105%	6,815	508
Hancock	425	710	46	1,181	796	105%	385	23
Hardin	122	250	7	379	262	102%	117	4
Harrison	88	124	3	215	105	83%	110	23
Henry	156	207	1	364	260	125%	104	6
Highland	248	516	17	781	591	111%	190	0
Hocking	173	299	123	595	340	81%	255	24
Holmes	98	174	0	272	192	110%	80	1
Huron	264	532	49	845	601	103%	244	10
Jackson	188	267	5	460	283	104%	177	21
Jefferson	512	653	61	1,226	764	107%	462	71
Knox	322	611	24	957	650	102%	307	57
Lake	1,460	3,379	366	5,205	3,734	100%	1,471	14
Lawrence	417	616	64	1,097	770	113%	327	17

Courts of Common Pleas – General Division
Total Civil Overall Caseloads
2012

County	Cases Pending January 1	New Filings	Reactivations and Transfers	Total Cases	Total Terminations	Clearance Rate	Cases Pending December 31	Cases Pending Beyond Time Guidelines
Licking	660	1,640	234	2,534	1,883	100%	651	16
Logan	246	531	7	784	564	105%	220	8
Lorain	2,483	4,144	497	7,124	4,930	106%	2,194	104
Lucas	3,695	6,364	412	10,471	7,372	109%	3,099	58
Madison	158	307	81	546	384	99%	162	11
Mahoning	2,393	3,944	434	6,771	4,406	101%	2,365	168
Marion	517	832	181	1,530	1,108	109%	422	20
Medina	1,058	1,840	152	3,050	1,945	98%	1,105	56
Meigs	70	134	16	220	141	94%	79	0
Mercer	99	226	11	336	226	95%	110	6
Miami	408	1,019	45	1,472	1,100	103%	372	2
Monroe	62	111	3	176	97	85%	79	5
Montgomery	3,438	8,988	1,192	13,618	10,725	105%	2,893	30
Morgan	86	129	30	245	158	99%	87	8
Morrow	234	307	26	567	350	105%	217	13
Muskingum	396	689	34	1,119	800	111%	319	22
Noble	99	195	6	300	163	81%	137	27
Ottawa	405	635	29	1,069	682	103%	387	27
Paulding	120	160	6	286	181	109%	105	19
Perry	129	326	23	478	296	85%	182	1
Pickaway	272	528	10	810	519	96%	291	3
Pike	236	239	19	494	326	126%	168	13
Portage	1,381	1,517	76	2,974	1,751	110%	1,223	242
Preble	303	527	35	865	564	100%	301	19
Putnam	106	154	14	274	156	93%	118	9
Richland	810	1,543	102	2,455	1,708	104%	747	24
Ross	421	744	44	1,209	866	110%	343	14
Sandusky	373	631	85	1,089	729	102%	360	41
Scioto	456	831	70	1,357	936	104%	421	10
Seneca	190	483	26	699	536	105%	163	2
Shelby	205	399	19	623	476	114%	147	4
Stark	1,087	3,767	781	5,635	4,586	101%	1,049	0
Summit	3,814	7,100	984	11,898	8,267	102%	3,631	127
Trumbull	2,095	2,888	159	5,142	3,084	101%	2,058	211
Tuscarawas	642	1,167	48	1,857	1,279	105%	578	7
Union	295	475	36	806	551	108%	255	2
Van Wert	136	309	17	462	344	106%	118	8
Vinton	46	75	4	125	79	100%	46	3
Warren	1,176	2,190	397	3,763	2,677	103%	1,086	59
Washington	264	496	130	890	590	94%	300	13
Wayne	480	887	18	1,385	872	96%	513	21
Williams	114	249	15	378	272	103%	106	4
Wood	572	1,052	70	1,694	1,188	106%	506	12
Wyandot	61	136	21	218	154	98%	64	1
Statewide	85,336	148,381	20,830	254,547	175,728	104%	78,819	5,097

Courts of Common Pleas – General Division

Total Civil Terminations

2012

County	Jury Trial	Court Trial	Settled or Dismissed Pre Trial	Dismissal	For Want of Prosecution	Magistrate	Diversion or Arbitration	Default	Unavailability of Party	Transferred Out	Private Judge Referral	Bankruptcy Stay/ Interlocutory Appeal	Other Terminations	Total Terminations
Adams	1	3	9	99	10	18	0	200	0	30	0	9	18	397
Allen	3	7	138	286	59	0	0	105	0	19	0	55	455	1,127
Ashland	1	0	130	33	2	11	0	278	1	5	0	18	10	489
Ashtabula	1	4	121	376	0	0	0	453	0	12	0	58	193	1,218
Athens	3	14	85	88	5	0	2	227	1	13	0	6	50	494
Auglaize	0	5	16	130	0	0	1	169	2	0	0	11	77	411
Belmont	1	0	62	252	0	0	0	205	0	51	0	28	106	705
Brown	0	6	69	226	13	184	1	359	16	6	0	24	62	966
Butler	11	18	727	1,243	59	5	1	2,615	0	140	0	194	1,239	6,252
Carroll	0	3	56	29	44	0	0	87	0	20	0	9	12	260
Champaign	1	100	118	12	44	0	1	146	29	3	0	18	30	502
Clark	6	1	468	20	25	0	4	787	3	104	0	64	151	1,633
Clermont	3	11	278	785	0	157	3	1,012	173	167	0	112	171	2,872
Clinton	6	3	7	135	9	0	0	242	0	3	0	14	75	494
Columbiana	3	12	130	100	114	34	0	480	0	38	0	41	122	1,074
Coshocton	3	4	6	128	14	0	1	224	0	1	0	11	39	431
Crawford	2	1	62	74	12	88	0	216	0	4	0	21	115	595
Cuyahoga	89	76	187	8,600	17	10,505	59	3,850	2,594	4,190	2	333	2,775	33,277
Darke	3	48	71	100	2	2	0	216	0	0	0	18	10	470
Defiance	1	114	40	79	3	0	0	82	0	2	0	0	3	324
Delaware	5	22	437	310	44	34	2	515	0	50	0	61	285	1,765
Erie	6	1	184	263	29	0	0	284	0	42	0	20	200	1,029
Fairfield	7	7	79	368	2	0	0	700	0	63	0	55	199	1,480
Fayette	2	12	25	74	0	3	0	144	0	3	0	16	37	316
Franklin	38	60	1,590	4,525	376	2,100	16	7,697	5	455	0	1,078	1,712	19,652
Fulton	3	18	171	1	6	0	0	177	0	3	0	17	49	445
Gallia	1	1	59	33	9	16	0	102	0	22	0	6	35	284
Geauga	4	11	67	216	279	24	173	222	0	15	0	66	208	1,285
Greene	2	1	18	475	68	10	0	699	3	21	0	93	151	1,541
Guernsey	1	8	73	57	12	20	6	120	3	2	0	10	72	384
Hamilton	45	63	481	3,843	387	5,710	2	1,193	0	1,276	0	548	639	14,187
Hancock	5	19	79	49	172	0	4	285	3	59	0	24	97	796
Hardin	1	0	6	76	7	0	0	127	0	1	0	15	29	262
Harrison	2	6	23	20	2	0	0	48	0	0	0	0	4	105
Henry	1	2	35	64	0	0	0	65	0	1	0	2	90	260
Highland	0	4	90	49	33	0	0	352	0	4	0	22	37	591
Hocking	15	6	147	85	0	0	0	43	0	2	0	36	6	340
Holmes	2	2	55	34	0	0	1	73	0	1	0	6	18	192
Huron	5	1	63	112	14	0	0	258	0	10	0	43	95	601
Jackson	0	1	112	1	2	0	0	146	0	5	0	5	11	283
Jefferson	2	18	87	202	3	0	15	224	4	55	1	28	125	764
Knox	3	3	34	159	20	0	0	0	0	4	0	10	417	650
Lake	11	6	316	267	679	214	1	1,249	1	79	0	130	781	3,734
Lawrence	2	0	41	224	31	319	0	31	0	13	0	19	90	770

Courts of Common Pleas – General Division

Total Civil Terminations

2012

County	Jury Trial	Court Trial	Settled or Dismissed Pre Trial	Dismissal	For Want of Prosecution	Magistrate	Diversion or Arbitration	Default	Unavailability of Party	Transferred Out	Private Judge Referral	Bankruptcy Stay/ Interlocutory Appeal	Other Terminations	Total Terminations
Licking	5	6	87	368	1	114	1	798	1	130	0	95	277	1,883
Logan	2	6	60	191	0	32	3	204	0	6	0	25	35	564
Lorain	11	17	1,099	963	15	910	3	1,156	106	63	0	234	353	4,930
Lucas	25	16	809	1,583	187	0	3	2,345	9	343	4	235	1,813	7,372
Madison	0	3	13	114	0	0	0	10	0	3	0	16	225	384
Mahoning	9	9	553	1,510	0	423	1	1,484	0	123	0	161	133	4,406
Marion	6	132	119	204	46	0	19	405	0	31	0	58	88	1,108
Medina	11	2	708	224	42	48	0	424	0	82	0	96	308	1,945
Meigs	0	2	20	20	2	0	0	69	0	1	0	6	21	141
Mercer	0	0	27	3	49	0	4	96	1	1	0	8	37	226
Miami	4	8	58	219	30	155	0	455	0	28	0	34	109	1,100
Monroe	0	0	7	36	0	0	0	46	0	1	0	4	3	97
Montgomery	24	12	795	3,545	31	501	0	4,187	0	240	1	249	1,140	10,725
Morgan	3	5	17	46	5	0	0	66	0	0	0	6	10	158
Morrow	0	2	62	29	49	0	0	148	0	11	0	19	30	350
Muskingum	3	4	151	127	1	0	0	406	0	16	0	31	61	800
Noble	0	9	4	92	0	0	0	26	0	4	0	7	21	163
Ottawa	0	2	17	126	93	0	0	263	0	1	0	13	167	682
Paulding	22	0	0	67	0	0	0	78	0	0	0	7	7	181
Perry	1	17	61	17	2	15	2	135	0	3	0	12	31	296
Pickaway	2	1	123	1	3	24	0	339	4	7	0	12	3	519
Pike	1	9	96	24	2	0	0	143	0	3	0	12	36	326
Portage	5	0	387	310	11	55	6	715	0	26	0	86	150	1,751
Preble	1	3	57	100	28	0	0	256	0	3	0	36	80	564
Putnam	0	7	6	71	0	7	0	0	0	3	0	9	53	156
Richland	9	7	321	208	119	87	1	551	0	14	0	68	323	1,708
Ross	5	7	114	165	1	78	7	335	0	37	2	29	86	866
Sandusky	0	0	15	209	0	0	42	156	2	15	0	31	259	729
Scioto	4	23	46	200	16	0	6	302	0	30	1	24	284	936
Seneca	1	1	81	73	10	76	0	215	0	8	0	12	59	536
Shelby	7	9	38	39	82	0	0	251	0	1	0	16	33	476
Stark	23	15	829	233	239	4	192	1,804	0	169	0	237	841	4,586
Summit	35	18	1,036	1,315	340	245	307	2,884	0	891	0	325	871	8,267
Trumbull	17	134	1,083	351	0	4	5	1,143	2	102	0	140	103	3,084
Tuscarawas	2	49	205	79	269	1	0	515	4	17	0	43	95	1,279
Union	1	10	18	152	44	0	0	210	0	22	0	31	63	551
Van Wert	1	0	43	66	12	1	0	169	0	2	0	17	33	344
Vinton	0	4	26	2	0	0	1	36	0	2	0	4	4	79
Warren	8	37	291	766	27	0	0	1,075	0	10	0	86	377	2,677
Washington	9	29	156	86	8	0	0	173	0	21	0	45	63	590
Wayne	4	4	284	59	23	0	2	355	0	5	0	42	94	872
Williams	1	1	26	54	0	0	0	166	2	5	0	16	1	272
Wood	5	2	164	159	142	0	38	444	0	12	0	52	170	1,188
Wyandot	0	3	6	30	29	11	0	55	0	0	0	7	13	154
Statewide	568	1,327	17,170	38,538	4,565	22,245	936	51,800	2,969	9,486	11	6,050	20,063	175,728

Courts of Common Pleas – General Division
Professional Tort Overall Caseloads
2012

County	Cases Pending January 1	New Filings	Reactivations and Transfers	Total Cases	Total Terminations	Clearance Rate	Cases Pending December 31	Cases Pending Beyond Time Guidelines
Adams	0	0	0	0	0	-	0	0
Allen	24	7	4	35	21	191%	14	1
Ashland	3	2	0	5	3	150%	2	0
Ashtabula	13	4	2	19	11	183%	8	2
Athens	2	0	0	2	2	-	0	0
Auglaize	2	0	0	2	2	-	0	0
Belmont	8	3	0	11	6	200%	5	1
Brown	0	0	0	0	0	-	0	0
Butler	17	15	3	35	18	100%	17	1
Carroll	0	0	0	0	0	-	0	0
Champaign	0	1	1	2	1	50%	1	0
Clark	21	12	2	35	14	100%	21	3
Clermont	7	9	0	16	6	67%	10	0
Clinton	5	0	0	5	2	-	3	0
Columbiana	5	6	0	11	6	100%	5	0
Coshocton	1	0	0	1	1	-	0	0
Crawford	1	0	0	1	1	-	0	0
Cuyahoga	340	353	93	786	457	102%	329	23
Darke	1	0	0	1	1	-	0	0
Defiance	1	1	0	2	0	0%	2	0
Delaware	7	7	0	14	8	114%	6	0
Erie	15	4	4	23	10	125%	13	1
Fairfield	10	3	3	16	8	133%	8	2
Fayette	1	1	1	3	1	50%	2	0
Franklin	311	145	41	497	214	115%	283	46
Fulton	0	3	0	3	0	0%	3	0
Gallia	4	2	0	6	3	150%	3	0
Geauga	3	1	1	5	4	200%	1	0
Greene	2	6	0	8	3	50%	5	0
Guernsey	3	1	1	5	4	200%	1	0
Hamilton	160	139	35	334	154	89%	180	21
Hancock	5	9	0	14	7	78%	7	0
Hardin	0	1	0	1	0	0%	1	0
Harrison	1	0	0	1	1	-	0	0
Henry	1	3	0	4	1	33%	3	0
Highland	0	1	0	1	1	100%	0	0
Hocking	0	0	0	0	0	-	0	0
Holmes	1	1	0	2	1	100%	1	0
Huron	10	4	1	15	7	140%	8	0
Jackson	0	1	0	1	0	0%	1	0
Jefferson	3	5	1	9	4	67%	5	2
Knox	3	2	0	5	2	100%	3	0
Lake	22	17	1	40	20	111%	20	1
Lawrence	4	6	0	10	5	83%	5	0

Courts of Common Pleas – General Division
Professional Tort Overall Caseloads
2012

County	Cases Pending January 1	New Filings	Reactivations and Transfers	Total Cases	Total Terminations	Clearance Rate	Cases Pending December 31	Cases Pending Beyond Time Guidelines
Licking	6	3	0	9	3	100%	6	1
Logan	2	3	0	5	3	100%	2	0
Lorain	35	31	6	72	39	105%	33	2
Lucas	79	91	11	181	86	84%	95	4
Madison	0	2	1	3	1	33%	2	0
Mahoning	19	23	8	50	25	81%	25	1
Marion	3	1	1	5	4	200%	1	0
Medina	7	10	0	17	10	100%	7	0
Meigs	0	0	0	0	0	-	0	0
Mercer	4	0	0	4	2	-	2	1
Miami	3	5	0	8	3	60%	5	0
Monroe	0	0	0	0	0	-	0	0
Montgomery	124	72	17	213	125	140%	88	4
Morgan	0	0	0	0	0	-	0	0
Morrow	0	0	0	0	0	-	0	0
Muskingum	8	8	0	16	4	50%	12	1
Noble	0	3	0	3	2	67%	1	0
Ottawa	3	0	0	3	2	-	1	1
Paulding	0	0	0	0	0	-	0	0
Perry	0	4	0	4	2	50%	2	0
Pickaway	0	0	0	0	0	-	0	0
Pike	0	0	0	0	0	-	0	0
Portage	5	6	1	12	3	43%	9	1
Preble	0	0	0	0	0	-	0	0
Putnam	0	0	0	0	0	-	0	0
Richland	6	11	0	17	5	45%	12	1
Ross	14	4	5	23	11	122%	12	0
Sandusky	4	7	2	13	6	67%	7	0
Scioto	11	9	2	22	8	73%	14	1
Seneca	13	3	0	16	15	500%	1	0
Shelby	2	3	1	6	4	100%	2	0
Stark	20	51	9	80	49	82%	31	0
Summit	68	78	18	164	92	96%	72	5
Trumbull	13	12	4	29	13	81%	16	0
Tuscarawas	6	5	0	11	7	140%	4	0
Union	1	0	0	1	1	-	0	0
Van Wert	1	0	0	1	0	-	1	1
Vinton	1	0	0	1	1	-	0	0
Warren	1	4	0	5	1	25%	4	1
Washington	7	10	1	18	10	91%	8	1
Wayne	1	1	0	2	2	200%	0	0
Williams	3	1	0	4	2	200%	2	0
Wood	6	6	0	12	9	150%	3	0
Wyandot	0	0	0	0	0	-	0	0
Statewide	1,493	1,242	281	3,016	1,560	102%	1,456	130

Courts of Common Pleas – General Division
Professional Tort Terminations
2012

County	Jury Trial	Court Trial	Settled or Dismissed Pre Trial	Dismissal	For Want of Prosecution	Magistrate	Diversion or Arbitration	Default	Unavailability of Party	Transferred Out	Private Judge Referral	Bankruptcy Stay/ Interlocutory Appeal	Other Terminations	Total Terminations
Adams	0	0	0	0	0	0	0	0	0	0	0	0	0	0
Allen	1	0	4	8	1	0	0	0	0	3	0	2	2	21
Ashland	0	0	2	0	0	0	0	0	0	1	0	0	0	3
Ashtabula	0	0	5	3	0	0	0	0	0	2	0	0	1	11
Athens	0	0	0	2	0	0	0	0	0	0	0	0	0	2
Auglaize	0	0	0	2	0	0	0	0	0	0	0	0	0	2
Belmont	0	0	1	2	0	0	0	0	0	1	0	0	2	6
Brown	0	0	0	0	0	0	0	0	0	0	0	0	0	0
Butler	0	1	3	6	0	0	0	1	0	4	0	0	3	18
Carroll	0	0	0	0	0	0	0	0	0	0	0	0	0	0
Champaign	0	0	1	0	0	0	0	0	0	0	0	0	0	1
Clark	1	0	10	0	0	0	0	1	0	0	0	0	2	14
Clermont	1	0	2	1	0	0	0	1	0	1	0	0	0	6
Clinton	1	0	0	1	0	0	0	0	0	0	0	0	0	2
Columbiana	0	0	2	1	2	0	0	0	0	0	0	1	0	6
Coshocton	0	0	0	1	0	0	0	0	0	0	0	0	0	1
Crawford	0	0	1	0	0	0	0	0	0	0	0	0	0	1
Cuyahoga	17	1	7	308	0	0	0	4	0	78	0	5	37	457
Darke	0	0	1	0	0	0	0	0	0	0	0	0	0	1
Defiance	0	0	0	0	0	0	0	0	0	0	0	0	0	0
Delaware	0	0	4	1	0	0	1	0	0	1	0	0	1	8
Erie	2	0	1	3	0	0	0	0	0	3	0	0	1	10
Fairfield	1	1	0	3	0	0	0	0	0	2	0	0	1	8
Fayette	0	0	1	0	0	0	0	0	0	0	0	0	0	1
Franklin	8	1	26	123	12	3	0	1	1	17	0	5	17	214
Fulton	0	0	0	0	0	0	0	0	0	0	0	0	0	0
Gallia	0	0	3	0	0	0	0	0	0	0	0	0	0	3
Geauga	1	0	0	1	2	0	0	0	0	0	0	0	0	4
Greene	0	0	0	3	0	0	0	0	0	0	0	0	0	3
Guernsey	0	0	1	1	0	0	0	0	0	0	0	0	2	4
Hamilton	9	0	6	75	19	0	0	0	0	31	0	2	12	154
Hancock	2	0	1	1	2	0	0	0	0	0	0	0	1	7
Hardin	0	0	0	0	0	0	0	0	0	0	0	0	0	0
Harrison	1	0	0	0	0	0	0	0	0	0	0	0	0	1
Henry	0	0	1	0	0	0	0	0	0	0	0	0	0	1
Highland	0	0	0	0	0	0	0	0	0	0	0	0	1	1
Hocking	0	0	0	0	0	0	0	0	0	0	0	0	0	0
Holmes	0	0	0	1	0	0	0	0	0	0	0	0	0	1
Huron	1	0	2	2	0	0	0	0	0	1	0	0	1	7
Jackson	0	0	0	0	0	0	0	0	0	0	0	0	0	0
Jefferson	0	0	1	2	0	0	0	0	0	1	0	0	0	4
Knox	0	0	1	1	0	0	0	0	0	0	0	0	0	2
Lake	2	0	5	1	8	0	0	0	0	1	0	1	2	20
Lawrence	0	0	0	4	0	0	0	0	0	1	0	0	0	5

Courts of Common Pleas – General Division
Professional Tort Terminations
2012

County	Jury Trial	Court Trial	Settled or Dismissed Pre Trial	Dismissal	For Want of Prosecution	Magistrate	Diversion or Arbitration	Default	Unavailability of Party	Transferred Out	Private Judge Referral	Bankruptcy Stay/ Interlocutory Appeal	Other Terminations	Total Terminations
Licking	0	0	2	0	0	0	0	0	0	0	0	0	1	3
Logan	0	0	1	0	0	0	0	0	0	2	0	0	0	3
Lorain	4	0	13	14	0	0	1	0	1	5	0	0	1	39
Lucas	5	1	24	43	0	0	0	0	0	5	0	1	7	86
Madison	0	0	0	1	0	0	0	0	0	0	0	0	0	1
Mahoning	3	0	3	16	0	0	0	0	0	3	0	0	0	25
Marion	1	2	0	0	0	0	0	0	0	0	0	0	1	4
Medina	0	0	6	0	0	0	0	0	0	1	0	0	3	10
Meigs	0	0	0	0	0	0	0	0	0	0	0	0	0	0
Mercer	0	0	1	0	0	0	1	0	0	0	0	0	0	2
Miami	0	0	0	2	0	0	0	0	0	0	0	0	1	3
Monroe	0	0	0	0	0	0	0	0	0	0	0	0	0	0
Montgomery	3	0	18	79	0	1	0	1	0	9	0	0	14	125
Morgan	0	0	0	0	0	0	0	0	0	0	0	0	0	0
Morrow	0	0	0	0	0	0	0	0	0	0	0	0	0	0
Muskingum	0	0	2	2	0	0	0	0	0	0	0	0	0	4
Noble	0	0	0	2	0	0	0	0	0	0	0	0	0	2
Ottawa	0	0	1	0	1	0	0	0	0	0	0	0	0	2
Paulding	0	0	0	0	0	0	0	0	0	0	0	0	0	0
Perry	0	0	0	1	0	1	0	0	0	0	0	0	0	2
Pickaway	0	0	0	0	0	0	0	0	0	0	0	0	0	0
Pike	0	0	0	0	0	0	0	0	0	0	0	0	0	0
Portage	0	0	3	0	0	0	0	0	0	0	0	0	0	3
Preble	0	0	0	0	0	0	0	0	0	0	0	0	0	0
Putnam	0	0	0	0	0	0	0	0	0	0	0	0	0	0
Richland	2	0	3	0	0	0	0	0	0	0	0	0	0	5
Ross	1	0	3	2	0	0	0	0	0	2	0	2	1	11
Sandusky	0	0	1	2	0	0	0	0	0	2	0	0	1	6
Scioto	0	0	1	4	0	0	0	0	0	2	0	0	1	8
Seneca	0	0	11	1	0	0	0	0	0	0	0	0	3	15
Shelby	1	0	0	0	3	0	0	0	0	0	0	0	0	4
Stark	4	0	20	5	0	0	7	0	0	7	0	2	4	49
Summit	9	0	23	28	1	0	2	1	0	19	0	2	7	92
Trumbull	0	0	5	4	0	0	0	1	0	3	0	0	0	13
Tuscarawas	1	0	2	0	4	0	0	0	0	0	0	0	0	7
Union	0	0	1	0	0	0	0	0	0	0	0	0	0	1
Van Wert	0	0	0	0	0	0	0	0	0	0	0	0	0	0
Vinton	0	0	1	0	0	0	0	0	0	0	0	0	0	1
Warren	0	0	0	1	0	0	0	0	0	0	0	0	0	1
Washington	0	0	5	3	0	0	0	0	0	1	0	0	1	10
Wayne	0	0	1	0	0	0	0	0	0	0	0	0	1	2
Williams	0	0	1	0	0	0	0	0	0	1	0	0	0	2
Wood	0	0	4	0	1	0	1	0	0	0	0	0	3	9
Wyandot	0	0	0	0	0	0	0	0	0	0	0	0	0	0
Statewide	82	7	248	767	56	5	13	11	2	210	0	23	136	1,560

Courts of Common Pleas – General Division
Product Liability Overall Caseloads
2012

County	Cases Pending January 1	New Filings	Reactivations and Transfers	Total Cases	Total Terminations	Clearance Rate	Cases Pending December 31	Cases Pending Beyond Time Guidelines
Adams	1	1	0	2	1	100%	1	0
Allen	0	2	0	2	1	50%	1	0
Ashland	0	0	0	0	0	-	0	0
Ashtabula	0	0	0	0	0	-	0	0
Athens	0	0	0	0	0	-	0	0
Auglaize	0	1	0	1	0	0%	1	0
Belmont	1	3	0	4	3	100%	1	0
Brown	0	0	0	0	0	-	0	0
Butler	0	3	1	4	1	25%	3	0
Carroll	0	0	1	1	1	100%	0	0
Champaign	0	0	0	0	0	-	0	0
Clark	18	15	2	35	21	124%	14	1
Clermont	5	5	1	11	6	100%	5	1
Clinton	0	3	0	3	0	0%	3	0
Columbiana	4	7	0	11	7	100%	4	0
Coshocton	0	0	0	0	0	-	0	0
Crawford	0	1	0	1	0	0%	1	0
Cuyahoga*	32	30	9	71	41	105%	30	1
Darke	0	0	0	0	0	-	0	0
Defiance	0	0	0	0	0	-	0	0
Delaware	1	1	1	3	3	150%	0	0
Erie	0	0	1	1	1	100%	0	0
Fairfield	0	0	0	0	0	-	0	0
Fayette	0	0	0	0	0	-	0	0
Franklin	28	20	5	53	25	100%	28	2
Fulton	0	1	0	1	1	100%	0	0
Gallia	0	0	0	0	0	-	0	0
Geauga	0	1	0	1	0	0%	1	0
Greene	5	8	0	13	8	100%	5	0
Guernsey	0	0	0	0	0	-	0	0
Hamilton	23	18	2	43	20	100%	23	4
Hancock	1	1	0	2	2	200%	0	0
Hardin	0	1	0	1	0	0%	1	0
Harrison	0	0	0	0	0	-	0	0
Henry	2	0	0	2	1	-	1	0
Highland	0	0	0	0	0	-	0	0
Hocking	0	0	0	0	0	-	0	0
Holmes	0	0	0	0	0	-	0	0
Huron	0	1	0	1	1	100%	0	0
Jackson	0	0	0	0	0	-	0	0
Jefferson	0	0	0	0	0	-	0	0
Knox	0	0	0	0	0	-	0	0
Lake	1	2	1	4	3	100%	1	0
Lawrence	0	1	0	1	1	100%	0	0

* Due to their unique nature, statistics concerning Cuyahoga County's asbestos-related Product Liability caseload are not included in this report and instead are reported in the *Ohio Courts Statistical Summary*.

Courts of Common Pleas – General Division
Product Liability Overall Caseloads
2012

County	Cases Pending January 1	New Filings	Reactivations and Transfers	Total Cases	Total Terminations	Clearance Rate	Cases Pending December 31	Cases Pending Beyond Time Guidelines
Licking	1	1	0	2	0	0%	2	0
Logan	0	0	0	0	0	-	0	0
Lorain	10	16	1	27	14	82%	13	1
Lucas	6	3	2	11	4	80%	7	0
Madison	1	0	0	1	0	-	1	0
Mahoning	0	0	0	0	0	-	0	0
Marion	0	0	0	0	0	-	0	0
Medina	0	1	1	2	1	50%	1	0
Meigs	2	0	0	2	2	-	0	0
Mercer	0	1	0	1	0	0%	1	0
Miami	0	3	0	3	1	33%	2	0
Monroe	1	0	0	1	1	-	0	0
Montgomery	9	0	0	9	9	-	0	0
Morgan	0	0	0	0	0	-	0	0
Morrow	1	0	0	1	1	-	0	0
Muskingum	0	1	0	1	0	0%	1	0
Noble	1	0	0	1	0	-	1	1
Ottawa	0	0	0	0	0	-	0	0
Paulding	0	0	0	0	0	-	0	0
Perry	0	1	0	1	1	100%	0	0
Pickaway	0	0	0	0	0	-	0	0
Pike	0	0	0	0	0	-	0	0
Portage	3	2	1	6	3	100%	3	0
Preble	0	0	0	0	0	-	0	0
Putnam	0	0	0	0	0	-	0	0
Richland	3	2	0	5	3	150%	2	0
Ross	1	3	0	4	2	67%	2	1
Sandusky	0	0	0	0	0	-	0	0
Scioto	1	1	0	2	2	200%	0	0
Seneca	1	1	1	3	1	50%	2	0
Shelby	0	1	0	1	0	0%	1	0
Stark	2	5	0	7	6	120%	1	0
Summit	10	10	0	20	12	120%	8	0
Trumbull	1	0	1	2	0	0%	2	0
Tuscarawas	1	1	0	2	1	100%	1	0
Union	2	0	0	2	2	-	0	0
Van Wert	0	0	0	0	0	-	0	0
Vinton	0	0	0	0	0	-	0	0
Warren	3	4	0	7	5	125%	2	0
Washington	0	14	0	14	12	86%	2	0
Wayne	0	3	0	3	2	67%	1	0
Williams	0	0	0	0	0	-	0	0
Wood	2	1	0	3	2	200%	1	0
Wyandot	0	2	0	2	1	50%	1	0
Statewide	184	203	31	418	236	101%	182	12

Courts of Common Pleas – General Division
Product Liability Terminations
2012

County	Jury Trial	Court Trial	Settled or Dismissed Pre Trial	Dismissal	For Want of Prosecution	Magistrate	Diversion or Arbitration	Default	Unavailability of Party	Transferred Out	Private Judge Referral	Bankruptcy Stay/ Interlocutory Appeal	Other Terminations	Total Terminations
Adams	0	0	0	1	0	0	0	0	0	0	0	0	0	1
Allen	0	0	0	1	0	0	0	0	0	0	0	0	0	1
Ashland	0	0	0	0	0	0	0	0	0	0	0	0	0	0
Ashtabula	0	0	0	0	0	0	0	0	0	0	0	0	0	0
Athens	0	0	0	0	0	0	0	0	0	0	0	0	0	0
Auglaize	0	0	0	0	0	0	0	0	0	0	0	0	0	0
Belmont	0	0	1	0	0	0	0	0	0	2	0	0	0	3
Brown	0	0	0	0	0	0	0	0	0	0	0	0	0	0
Butler	0	0	0	0	0	0	0	0	0	1	0	0	0	1
Carroll	0	0	1	0	0	0	0	0	0	0	0	0	0	1
Champaign	0	0	0	0	0	0	0	0	0	0	0	0	0	0
Clark	0	0	13	2	1	0	0	0	0	4	0	0	1	21
Clermont	0	0	1	2	0	0	0	0	0	3	0	0	0	6
Clinton	0	0	0	0	0	0	0	0	0	0	0	0	0	0
Columbiana	0	0	2	2	2	0	0	0	0	1	0	0	0	7
Coshocton	0	0	0	0	0	0	0	0	0	0	0	0	0	0
Crawford	0	0	0	0	0	0	0	0	0	0	0	0	0	0
Cuyahoga	0	0	2	14	0	0	0	1	0	18	0	1	5	41
Darke	0	0	0	0	0	0	0	0	0	0	0	0	0	0
Defiance	0	0	0	0	0	0	0	0	0	0	0	0	0	0
Delaware	0	0	1	0	0	0	0	0	0	1	0	0	1	3
Erie	0	0	0	0	0	0	0	0	0	0	0	0	1	1
Fairfield	0	0	0	0	0	0	0	0	0	0	0	0	0	0
Fayette	0	0	0	0	0	0	0	0	0	0	0	0	0	0
Franklin	0	0	4	6	2	0	0	0	0	6	0	0	7	25
Fulton	0	0	1	0	0	0	0	0	0	0	0	0	0	1
Gallia	0	0	0	0	0	0	0	0	0	0	0	0	0	0
Geauga	0	0	0	0	0	0	0	0	0	0	0	0	0	0
Greene	0	0	0	7	1	0	0	0	0	0	0	0	0	8
Guernsey	0	0	0	0	0	0	0	0	0	0	0	0	0	0
Hamilton	0	0	3	5	1	0	0	1	0	6	0	0	4	20
Hancock	0	0	0	0	1	0	0	0	0	0	0	0	1	2
Hardin	0	0	0	0	0	0	0	0	0	0	0	0	0	0
Harrison	0	0	0	0	0	0	0	0	0	0	0	0	0	0
Henry	0	0	1	0	0	0	0	0	0	0	0	0	0	1
Highland	0	0	0	0	0	0	0	0	0	0	0	0	0	0
Hocking	0	0	0	0	0	0	0	0	0	0	0	0	0	0
Holmes	0	0	0	0	0	0	0	0	0	0	0	0	0	0
Huron	0	0	0	0	0	0	0	0	0	1	0	0	0	1
Jackson	0	0	0	0	0	0	0	0	0	0	0	0	0	0
Jefferson	0	0	0	0	0	0	0	0	0	0	0	0	0	0
Knox	0	0	0	0	0	0	0	0	0	0	0	0	0	0
Lake	0	0	0	1	1	0	0	0	0	1	0	0	0	3
Lawrence	0	0	0	1	0	0	0	0	0	0	0	0	0	1

Courts of Common Pleas – General Division
Product Liability Terminations
2012

County	Jury Trial	Court Trial	Settled or Dismissed Pre Trial	Dismissal	For Want of Prosecution	Magistrate	Diversion or Arbitration	Default	Unavailability of Party	Transferred Out	Private Judge Referral	Bankruptcy Stay/ Interlocutory Appeal	Other Terminations	Total Terminations
Licking	0	0	0	0	0	0	0	0	0	0	0	0	0	0
Logan	0	0	0	0	0	0	0	0	0	0	0	0	0	0
Lorain	0	0	7	1	0	0	0	1	0	1	0	0	4	14
Lucas	0	0	2	0	0	0	0	0	0	1	0	0	1	4
Madison	0	0	0	0	0	0	0	0	0	0	0	0	0	0
Mahoning	0	0	0	0	0	0	0	0	0	0	0	0	0	0
Marion	0	0	0	0	0	0	0	0	0	0	0	0	0	0
Medina	0	0	0	0	0	0	0	0	0	1	0	0	0	1
Meigs	0	0	1	1	0	0	0	0	0	0	0	0	0	2
Mercer	0	0	0	0	0	0	0	0	0	0	0	0	0	0
Miami	0	0	0	1	0	0	0	0	0	0	0	0	0	1
Monroe	0	0	0	1	0	0	0	0	0	0	0	0	0	1
Montgomery	0	0	2	5	0	0	0	0	0	1	0	0	1	9
Morgan	0	0	0	0	0	0	0	0	0	0	0	0	0	0
Morrow	0	0	0	0	1	0	0	0	0	0	0	0	0	1
Muskingum	0	0	0	0	0	0	0	0	0	0	0	0	0	0
Noble	0	0	0	0	0	0	0	0	0	0	0	0	0	0
Ottawa	0	0	0	0	0	0	0	0	0	0	0	0	0	0
Paulding	0	0	0	0	0	0	0	0	0	0	0	0	0	0
Perry	0	0	0	0	0	0	0	0	0	1	0	0	0	1
Pickaway	0	0	0	0	0	0	0	0	0	0	0	0	0	0
Pike	0	0	0	0	0	0	0	0	0	0	0	0	0	0
Portage	0	0	0	0	0	0	0	1	0	2	0	0	0	3
Preble	0	0	0	0	0	0	0	0	0	0	0	0	0	0
Putnam	0	0	0	0	0	0	0	0	0	0	0	0	0	0
Richland	0	0	3	0	0	0	0	0	0	0	0	0	0	3
Ross	0	0	0	1	0	0	0	0	0	1	0	0	0	2
Sandusky	0	0	0	0	0	0	0	0	0	0	0	0	0	0
Scioto	0	0	0	0	0	0	0	0	0	1	0	1	0	2
Seneca	0	0	1	0	0	0	0	0	0	0	0	0	0	1
Shelby	0	0	0	0	0	0	0	0	0	0	0	0	0	0
Stark	0	0	2	0	0	0	1	0	0	1	0	0	2	6
Summit	0	0	3	3	0	0	0	1	0	3	0	0	2	12
Trumbull	0	0	0	0	0	0	0	0	0	0	0	0	0	0
Tuscarawas	0	0	0	0	1	0	0	0	0	0	0	0	0	1
Union	0	0	0	1	1	0	0	0	0	0	0	0	0	2
Van Wert	0	0	0	0	0	0	0	0	0	0	0	0	0	0
Vinton	0	0	0	0	0	0	0	0	0	0	0	0	0	0
Warren	0	1	0	4	0	0	0	0	0	0	0	0	0	5
Washington	0	0	1	0	0	0	0	0	0	11	0	0	0	12
Wayne	0	0	1	0	0	0	1	0	0	0	0	0	0	2
Williams	0	0	0	0	0	0	0	0	0	0	0	0	0	0
Wood	0	0	1	0	0	0	1	0	0	0	0	0	0	2
Wyandot	0	0	0	0	1	0	0	0	0	0	0	0	0	1
Statewide	0	1	54	60	13	0	3	5	0	68	0	2	30	236

Courts of Common Pleas – General Division
Other Torts Overall Caseloads
2012

County	Cases Pending January 1	New Filings	Reactivations and Transfers	Total Cases	Total Terminations	Clearance Rate	Cases Pending December 31	Cases Pending Beyond Time Guidelines
Adams	10	16	0	26	9	56%	17	0
Allen	130	133	15	278	141	95%	137	2
Ashland	33	20	0	53	32	160%	21	1
Ashtabula	84	95	8	187	111	108%	76	1
Athens	7	21	0	28	14	67%	14	0
Auglaize	34	17	1	52	32	178%	20	0
Belmont	158	107	6	271	90	80%	181	41
Brown	23	19	0	42	23	121%	19	0
Butler	433	480	49	962	541	102%	421	2
Carroll	7	12	0	19	8	67%	11	0
Champaign	17	25	12	54	38	103%	16	0
Clark	104	117	9	230	113	90%	117	1
Clermont	127	159	9	295	147	88%	148	2
Clinton	26	27	1	54	21	75%	33	0
Columbiana	100	96	6	202	117	115%	85	2
Coshocton	24	19	1	44	32	160%	12	1
Crawford	29	15	0	44	19	127%	25	3
Cuyahoga*	2,804	3,869	525	7,198	4,420	101%	2,778	63
Darke	33	25	1	59	34	131%	25	0
Defiance	27	21	0	48	18	86%	30	3
Delaware	117	102	12	231	138	121%	93	1
Erie	144	103	15	262	118	100%	144	2
Fairfield	119	76	2	197	98	126%	99	8
Fayette	3	3	2	8	4	80%	4	0
Franklin	1,714	1,627	221	3,562	1,991	108%	1,571	41
Fulton	25	9	1	35	26	260%	9	0
Gallia	24	17	1	42	21	117%	21	2
Geauga	111	94	21	226	139	121%	87	0
Greene	108	172	9	289	147	81%	142	1
Guernsey	29	23	1	53	27	113%	26	0
Hamilton	1,343	1,282	60	2,685	1,373	102%	1,312	74
Hancock	60	52	1	113	66	125%	47	1
Hardin	12	15	1	28	14	88%	14	0
Harrison	13	8	0	21	5	63%	16	4
Henry	24	24	0	48	27	113%	21	1
Highland	0	8	1	9	1	11%	8	0
Hocking	8	3	0	11	8	267%	3	0
Holmes	17	18	0	35	17	94%	18	0
Huron	43	46	3	92	49	100%	43	0
Jackson	27	20	0	47	26	130%	21	3
Jefferson	83	63	4	150	58	87%	92	6
Knox	25	21	1	47	23	105%	24	0
Lake	306	373	6	685	365	96%	320	2
Lawrence	75	53	2	130	66	120%	64	2

* Due to their unique nature, statistics concerning Cuyahoga County's asbestos-related Other Torts caseload are not included in this report and instead are reported in the *Ohio Courts Statistical Summary*.

Courts of Common Pleas – General Division
Other Torts Overall Caseloads
2012

County	Cases Pending January 1	New Filings	Reactivations and Transfers	Total Cases	Total Terminations	Clearance Rate	Cases Pending December 31	Cases Pending Beyond Time Guidelines
Licking	88	114	13	215	118	93%	97	2
Logan	16	23	0	39	19	83%	20	2
Lorain	501	503	62	1,066	623	110%	443	15
Lucas	889	956	37	1,882	1,031	104%	851	5
Madison	26	19	6	51	25	100%	26	1
Mahoning	306	328	34	668	332	92%	336	13
Marion	61	46	4	111	62	124%	49	2
Medina	155	168	19	342	183	98%	159	0
Meigs	15	7	1	23	17	213%	6	0
Mercer	9	21	0	30	14	67%	16	0
Miami	84	63	7	154	97	139%	57	0
Monroe	8	3	0	11	5	167%	6	0
Montgomery	767	1,817	126	2,710	1,969	101%	741	3
Morgan	5	3	0	8	4	133%	4	0
Morrow	4	3	1	8	4	100%	4	0
Muskingum	77	75	7	159	81	99%	78	3
Noble	4	4	0	8	2	50%	6	2
Ottawa	51	41	2	94	40	93%	54	3
Paulding	13	8	1	22	9	100%	13	1
Perry	7	5	2	14	6	86%	8	0
Pickaway	1	0	0	1	1	-	0	0
Pike	10	7	0	17	8	114%	9	1
Portage	205	162	3	370	163	99%	207	20
Preble	0	7	0	7	1	14%	6	0
Putnam	8	16	1	25	11	65%	14	0
Richland	131	119	12	262	132	101%	130	4
Ross	48	37	7	92	52	118%	40	2
Sandusky	57	36	5	98	51	124%	47	4
Scioto	54	53	11	118	54	84%	64	1
Seneca	20	38	5	63	32	74%	31	0
Shelby	35	33	1	69	41	121%	28	1
Stark	257	488	45	790	534	100%	256	0
Summit	659	842	92	1,593	918	98%	675	7
Trumbull	286	283	14	583	264	89%	319	12
Tuscarawas	89	86	8	183	91	97%	92	0
Union	21	22	0	43	26	118%	17	0
Van Wert	19	18	1	38	22	116%	16	0
Vinton	4	3	2	9	4	80%	5	1
Warren	153	168	3	324	157	92%	167	2
Washington	65	63	10	138	68	93%	70	0
Wayne	64	75	2	141	63	82%	78	0
Williams	21	23	3	47	24	92%	23	1
Wood	106	124	3	233	128	101%	105	0
Wyandot	6	8	1	15	6	67%	9	0
Statewide	14,045	16,423	1,558	32,026	18,259	102%	13,767	378

Courts of Common Pleas – General Division
Other Torts Terminations
2012

County	Jury Trial	Court Trial	Settled or Dismissed Pre Trial	Dismissal	For Want of Prosecution	Magistrate	Diversion or Arbitration	Default	Unavailability of Party	Transferred Out	Private Judge Referral	Bankruptcy Stay/ Interlocutory Appeal	Other Terminations	Total Terminations
Adams	0	0	2	5	0	0	0	1	0	1	0	0	0	9
Allen	0	1	67	42	10	0	0	4	0	5	0	4	8	141
Ashland	0	0	24	1	0	0	0	2	1	1	0	0	3	32
Ashtabula	0	0	53	44	0	0	0	6	0	3	0	0	5	111
Athens	0	0	3	2	0	0	0	9	0	0	0	0	0	14
Auglaize	0	2	3	22	0	0	0	2	2	0	0	0	1	32
Belmont	1	0	29	48	0	0	0	2	0	7	0	2	1	90
Brown	0	0	14	6	0	0	0	2	0	0	0	1	0	23
Butler	6	4	269	133	8	0	0	51	0	48	0	0	22	541
Carroll	0	0	4	0	3	0	0	0	0	1	0	0	0	8
Champaign	0	0	16	1	1	0	1	2	14	2	0	0	1	38
Clark	3	0	83	4	2	0	0	4	0	11	0	0	6	113
Clermont	2	0	71	51	0	0	0	7	2	8	0	2	4	147
Clinton	1	0	1	18	0	0	0	0	0	1	0	0	0	21
Columbiana	3	0	54	20	14	0	0	13	0	3	0	3	7	117
Coshocton	0	0	4	22	3	0	0	3	0	0	0	0	0	32
Crawford	0	0	17	1	0	0	0	1	0	0	0	0	0	19
Cuyahoga	44	12	86	2,872	0	1	30	420	0	509	0	42	404	4,420
Darke	3	0	28	1	1	0	0	0	0	0	0	1	0	34
Defiance	0	2	12	3	0	0	0	0	0	1	0	0	0	18
Delaware	4	1	90	27	0	0	0	1	0	8	0	1	6	138
Erie	3	0	49	34	7	0	0	5	0	10	0	1	9	118
Fairfield	4	0	38	47	0	0	0	4	0	1	0	0	4	98
Fayette	0	0	2	1	0	0	0	0	0	0	0	1	0	4
Franklin	11	2	570	817	112	27	0	200	0	94	0	60	98	1,991
Fulton	0	1	24	0	0	0	0	0	0	1	0	0	0	26
Gallia	0	0	15	4	0	0	0	0	0	1	0	0	1	21
Geauga	3	2	25	47	34	0	12	2	0	1	0	3	10	139
Greene	2	1	8	106	1	0	0	11	1	7	0	6	4	147
Guernsey	0	1	17	1	0	0	0	1	1	0	0	0	6	27
Hamilton	24	7	157	837	81	27	1	85	0	69	0	19	66	1,373
Hancock	1	0	28	7	14	0	0	11	0	2	0	0	3	66
Hardin	0	0	0	10	0	0	0	1	0	1	0	0	2	14
Harrison	0	0	4	0	0	0	0	1	0	0	0	0	0	5
Henry	1	0	10	7	0	0	0	2	0	1	0	0	6	27
Highland	0	0	1	0	0	0	0	0	0	0	0	0	0	1
Hocking	0	1	1	5	0	0	0	0	0	0	0	0	1	8
Holmes	0	0	10	4	0	0	0	0	0	1	0	0	2	17
Huron	2	0	28	6	0	0	0	3	0	0	0	1	9	49
Jackson	0	0	25	0	0	0	0	1	0	0	0	0	0	26
Jefferson	1	2	31	16	0	0	0	2	0	4	0	0	2	58
Knox	2	0	15	5	1	0	0	0	0	0	0	0	0	23
Lake	5	0	167	54	97	1	0	4	0	10	0	5	22	365
Lawrence	2	0	22	38	0	0	0	0	0	1	0	0	3	66

Courts of Common Pleas – General Division
Other Torts Terminations
2012

County	Jury Trial	Court Trial	Settled or Dismissed Pre Trial	Dismissal	For Want of Prosecution	Magistrate	Diversion or Arbitration	Default	Unavailability of Party	Transferred Out	Private Judge Referral	Bankruptcy Stay/ Interlocutory Appeal	Other Terminations	Total Terminations
Licking	1	0	20	44	0	0	0	8	0	10	0	1	34	118
Logan	0	0	15	4	0	0	0	0	0	0	0	0	0	19
Lorain	7	2	346	109	2	16	0	50	37	20	0	8	26	623
Lucas	14	1	391	335	28	0	1	96	1	75	0	15	74	1,031
Madison	0	0	2	21	0	0	0	1	0	1	0	0	0	25
Mahoning	2	0	169	116	0	3	0	11	0	21	0	4	6	332
Marion	0	0	42	10	4	0	0	2	0	3	0	0	1	62
Medina	3	0	142	15	1	0	0	3	0	14	0	2	3	183
Meigs	0	0	4	7	0	0	0	4	0	0	0	0	2	17
Mercer	0	0	8	1	3	0	0	1	0	0	0	0	1	14
Miami	2	2	29	44	5	0	0	4	0	7	0	2	2	97
Monroe	0	0	0	5	0	0	0	0	0	0	0	0	0	5
Montgomery	14	4	376	871	1	475	0	100	0	70	0	10	48	1,969
Morgan	1	0	1	1	0	0	0	0	0	0	0	0	1	4
Morrow	0	1	3	0	0	0	0	0	0	0	0	0	0	4
Muskingum	0	1	55	7	0	0	0	6	0	5	0	1	6	81
Noble	0	0	0	1	0	0	0	0	0	0	0	0	1	2
Ottawa	0	0	1	21	11	0	0	1	0	0	0	0	6	40
Paulding	0	0	0	8	0	0	0	0	0	0	0	0	1	9
Perry	0	1	4	0	0	0	0	0	0	0	0	1	0	6
Pickaway	0	0	1	0	0	0	0	0	0	0	0	0	0	1
Pike	0	1	5	1	0	0	0	1	0	0	0	0	0	8
Portage	2	0	88	54	1	2	0	6	0	4	0	2	4	163
Preble	0	0	1	0	0	0	0	0	0	0	0	0	0	1
Putnam	0	0	1	7	0	0	0	0	0	1	0	0	2	11
Richland	3	0	69	22	10	1	0	10	0	3	0	2	12	132
Ross	2	1	29	12	0	0	0	0	0	5	0	1	2	52
Sandusky	0	0	7	37	0	0	1	3	0	3	0	0	0	51
Scioto	2	0	5	22	0	0	2	8	0	4	0	0	11	54
Seneca	0	0	15	10	0	0	0	4	0	1	0	0	2	32
Shelby	2	0	18	5	9	0	0	4	0	0	0	0	3	41
Stark	12	3	277	18	13	2	117	49	0	13	0	11	19	534
Summit	18	2	416	171	13	3	147	10	0	83	0	12	43	918
Trumbull	7	2	195	31	0	0	0	5	0	17	0	3	4	264
Tuscarawas	1	2	52	4	17	0	0	2	1	7	0	2	3	91
Union	0	0	3	17	0	0	0	5	0	0	0	0	1	26
Van Wert	1	0	12	4	2	0	0	2	0	1	0	0	0	22
Vinton	0	0	3	0	0	0	0	1	0	0	0	0	0	4
Warren	5	2	99	27	0	0	0	5	0	2	0	5	12	157
Washington	6	0	50	8	0	0	0	0	0	0	0	0	4	68
Wayne	3	0	45	3	1	0	0	5	0	1	0	1	4	63
Williams	1	0	10	6	0	0	0	6	0	0	0	0	1	24
Wood	0	0	61	14	7	0	20	11	0	3	0	1	11	128
Wyandot	0	0	1	2	1	0	0	0	0	0	0	1	1	6
Statewide	237	64	5,248	7,464	518	558	332	1,287	60	1,187	0	237	1,067	18,259

Courts of Common Pleas – General Division
Workers' Compensation Overall Caseloads
2012

County	Cases Pending January 1	New Filings	Reactivations and Transfers	Total Cases	Total Terminations	Clearance Rate	Cases Pending December 31	Cases Pending Beyond Time Guidelines
Adams	3	10	1	14	6	55%	8	0
Allen	42	34	2	78	42	117%	36	5
Ashland	12	12	0	24	15	125%	9	0
Ashtabula	48	59	1	108	51	85%	57	5
Athens	4	15	0	19	7	47%	12	1
Auglaize	12	7	0	19	12	171%	7	1
Belmont	45	18	1	64	37	195%	27	12
Brown	6	18	1	25	9	47%	16	0
Butler	147	215	28	390	227	93%	163	4
Carroll	10	15	0	25	15	100%	10	1
Champaign	3	17	12	32	20	69%	12	0
Clark	73	56	5	134	78	128%	56	12
Clermont	73	99	7	179	92	87%	87	5
Clinton	33	25	0	58	36	144%	22	4
Columbiana	31	30	2	63	36	113%	27	2
Coshocton	29	20	0	49	21	105%	28	11
Crawford	15	10	1	26	15	136%	11	1
Cuyahoga	1,160	1,420	365	2,945	1,851	104%	1,094	66
Darke	5	11	0	16	6	55%	10	0
Defiance	17	7	0	24	4	57%	20	12
Delaware	39	57	2	98	50	85%	48	1
Erie	52	36	2	90	39	103%	51	8
Fairfield	35	42	2	79	32	73%	47	13
Fayette	18	16	0	34	24	150%	10	0
Franklin	857	776	48	1,681	898	109%	783	69
Fulton	9	7	0	16	12	171%	4	0
Gallia	19	27	1	47	19	68%	28	2
Geauga	36	43	4	83	52	111%	31	1
Greene	25	47	4	76	31	61%	45	1
Guernsey	7	10	3	20	16	123%	4	0
Hamilton	713	748	29	1,490	774	100%	716	115
Hancock	33	16	1	50	30	176%	20	6
Hardin	5	6	0	11	4	67%	7	2
Harrison	8	3	0	11	6	200%	5	2
Henry	5	1	1	7	6	300%	1	0
Highland	12	9	1	22	18	180%	4	0
Hocking	5	5	0	10	9	180%	1	0
Holmes	15	17	0	32	19	112%	13	0
Huron	16	14	0	30	18	129%	12	1
Jackson	20	20	0	40	21	105%	19	2
Jefferson	52	13	2	67	37	247%	30	18
Knox	21	23	0	44	12	52%	32	10
Lake	98	179	6	283	164	89%	119	1
Lawrence	23	19	0	42	22	116%	20	2

Courts of Common Pleas – General Division
Workers' Compensation Overall Caseloads
2012

County	Cases Pending January 1	New Filings	Reactivations and Transfers	Total Cases	Total Terminations	Clearance Rate	Cases Pending December 31	Cases Pending Beyond Time Guidelines
Licking	33	47	7	87	52	96%	35	0
Logan	24	25	0	49	29	116%	20	1
Lorain	157	134	18	309	186	122%	123	17
Lucas	110	133	7	250	147	105%	103	2
Madison	20	24	6	50	19	63%	31	3
Mahoning	225	254	44	523	272	91%	251	28
Marion	32	45	3	80	44	92%	36	1
Medina	48	51	1	100	53	102%	47	1
Meigs	9	6	0	15	8	133%	7	0
Mercer	5	12	0	17	11	92%	6	1
Miami	34	45	8	87	50	94%	37	0
Monroe	4	3	0	7	6	200%	1	0
Montgomery	185	242	21	448	263	100%	185	4
Morgan	1	0	0	1	1	-	0	0
Morrow	3	9	0	12	4	44%	8	0
Muskingum	36	21	0	57	36	171%	21	5
Noble	2	2	0	4	0	0%	4	2
Ottawa	9	3	0	12	9	300%	3	0
Paulding	6	3	0	9	5	167%	4	1
Perry	9	12	0	21	11	92%	10	0
Pickaway	10	15	2	27	14	82%	13	0
Pike	64	23	0	87	65	283%	22	1
Portage	81	68	3	152	58	82%	94	32
Preble	11	5	0	16	7	140%	9	6
Putnam	3	6	0	9	5	83%	4	0
Richland	65	50	0	115	71	142%	44	4
Ross	26	47	2	75	33	67%	42	2
Sandusky	17	19	2	38	18	86%	20	4
Scioto	50	43	2	95	53	118%	42	2
Seneca	5	11	0	16	8	73%	8	0
Shelby	27	18	0	45	28	156%	17	1
Stark	97	180	21	298	197	98%	101	0
Summit	195	264	63	522	330	101%	192	18
Trumbull	148	165	15	328	160	89%	168	28
Tuscarawas	56	61	3	120	68	106%	52	3
Union	43	39	1	83	62	155%	21	0
Van Wert	6	13	0	19	12	92%	7	0
Vinton	7	2	0	9	7	350%	2	0
Warren	66	69	1	136	71	101%	65	12
Washington	18	20	0	38	17	85%	21	1
Wayne	58	50	0	108	57	114%	51	9
Williams	6	14	0	20	5	36%	15	3
Wood	17	41	4	62	31	69%	31	1
Wyandot	5	4	0	9	6	150%	3	0
Statewide	5,924	6,530	766	13,220	7,482	103%	5,738	589

Courts of Common Pleas – General Division
Workers' Compensation Terminations
2012

County	Jury Trial	Court Trial	Settled or Dismissed Pre Trial	Dismissal	For Want of Prosecution	Magistrate	Diversion or Arbitration	Default	Unavailability of Party	Transferred Out	Private Judge Referral	Bankruptcy Stay/ Interlocutory Appeal	Other Terminations	Total Terminations
Adams	0	0	0	4	0	0	0	1	0	1	0	0	0	6
Allen	2	0	11	19	8	0	0	0	0	2	0	0	0	42
Ashland	0	0	14	1	0	0	0	0	0	0	0	0	0	15
Ashtabula	0	1	27	18	0	0	0	0	0	1	0	0	4	51
Athens	0	0	2	5	0	0	0	0	0	0	0	0	0	7
Auglaize	0	0	1	11	0	0	0	0	0	0	0	0	0	12
Belmont	0	0	11	22	0	0	0	0	0	1	0	1	2	37
Brown	0	1	3	3	0	0	0	0	0	2	0	0	0	9
Butler	1	3	102	65	1	1	0	2	0	33	0	1	18	227
Carroll	0	0	11	0	2	0	0	0	0	1	0	0	1	15
Champaign	0	0	15	0	0	0	0	0	3	0	0	0	2	20
Clark	1	0	69	3	1	0	0	0	0	1	0	0	3	78
Clermont	0	2	46	33	0	0	0	0	0	9	0	0	2	92
Clinton	4	2	1	27	0	0	0	0	0	0	0	0	2	36
Columbiana	0	0	18	3	13	0	0	0	0	1	0	1	0	36
Coshocton	0	0	0	16	4	0	0	0	0	0	0	0	1	21
Crawford	1	0	13	0	0	0	0	0	0	0	0	0	1	15
Cuyahoga	9	8	37	1,247	0	0	0	3	0	399	0	0	148	1,851
Darke	0	0	6	0	0	0	0	0	0	0	0	0	0	6
Defiance	0	0	3	1	0	0	0	0	0	0	0	0	0	4
Delaware	1	0	40	4	1	0	0	0	0	3	0	0	1	50
Erie	0	0	23	14	0	0	0	0	0	0	0	0	2	39
Fairfield	2	2	10	12	1	0	0	0	0	2	0	0	3	32
Fayette	1	0	14	8	0	0	0	0	0	1	0	0	0	24
Franklin	6	1	272	471	54	2	0	4	0	39	0	12	37	898
Fulton	1	1	8	0	1	0	0	0	0	1	0	0	0	12
Gallia	1	0	14	1	0	0	0	0	0	1	0	0	2	19
Geauga	0	0	8	22	16	0	1	0	0	2	0	1	2	52
Greene	0	0	4	23	0	0	0	2	0	2	0	0	0	31
Guernsey	0	0	13	0	0	0	1	1	0	1	0	0	0	16
Hamilton	1	33	94	532	32	20	0	0	0	24	0	0	38	774
Hancock	0	2	19	0	7	0	0	0	0	1	0	0	1	30
Hardin	0	0	0	4	0	0	0	0	0	0	0	0	0	4
Harrison	1	0	5	0	0	0	0	0	0	0	0	0	0	6
Henry	0	0	3	3	0	0	0	0	0	0	0	0	0	6
Highland	0	1	8	1	3	0	0	0	0	2	0	0	3	18
Hocking	0	0	1	5	0	0	0	0	0	0	0	0	3	9
Holmes	0	0	12	4	0	0	0	0	0	0	0	1	2	19
Huron	0	0	11	5	0	0	0	0	0	0	0	0	2	18
Jackson	0	0	17	1	0	0	0	1	0	1	0	0	1	21
Jefferson	0	0	22	9	0	0	0	1	0	2	0	1	2	37
Knox	0	0	8	2	0	0	0	0	0	1	0	0	1	12
Lake	1	0	67	17	54	0	0	0	1	8	0	1	15	164
Lawrence	0	0	13	8	0	0	0	0	0	1	0	0	0	22

Courts of Common Pleas – General Division
Workers' Compensation Terminations
2012

County	Jury Trial	Court Trial	Settled or Dismissed Pre Trial	Dismissal	For Want of Prosecution	Magistrate	Diversion or Arbitration	Default	Unavailability of Party	Transferred Out	Private Judge Referral	Bankruptcy Stay/ Interlocutory Appeal	Other Terminations	Total Terminations
Licking	1	0	12	21	0	0	0	0	0	6	0	1	11	52
Logan	0	1	27	1	0	0	0	0	0	0	0	0	0	29
Lorain	0	0	133	27	1	0	0	1	10	0	0	1	13	186
Lucas	3	1	47	63	2	0	0	0	0	12	0	0	19	147
Madison	0	0	4	15	0	0	0	0	0	0	0	0	0	19
Mahoning	2	0	97	112	0	0	0	1	0	44	0	1	15	272
Marion	0	0	19	17	1	0	0	1	0	4	0	0	2	44
Medina	0	0	40	9	0	1	0	0	0	2	0	0	1	53
Meigs	0	0	5	1	0	0	0	1	0	0	0	0	1	8
Mercer	0	0	5	0	4	0	0	0	0	1	0	1	0	11
Miami	0	0	12	24	5	0	0	0	0	7	0	0	2	50
Monroe	0	0	0	5	0	0	0	0	0	1	0	0	0	6
Montgomery	5	2	90	139	0	0	0	2	0	16	0	1	8	263
Morgan	0	0	0	1	0	0	0	0	0	0	0	0	0	1
Morrow	0	0	1	0	2	0	0	0	0	0	0	0	1	4
Muskingum	2	0	24	6	0	0	0	0	0	0	0	0	4	36
Noble	0	0	0	0	0	0	0	0	0	0	0	0	0	0
Ottawa	0	0	1	5	3	0	0	0	0	0	0	0	0	9
Paulding	0	0	0	5	0	0	0	0	0	0	0	0	0	5
Perry	0	1	7	0	0	0	0	1	0	0	0	0	2	11
Pickaway	0	0	12	0	0	0	0	1	0	0	0	0	1	14
Pike	0	4	21	6	0	0	0	29	0	0	0	0	5	65
Portage	0	0	29	25	0	0	0	0	0	2	0	1	1	58
Preble	0	0	6	0	0	0	0	0	0	0	0	0	1	7
Putnam	0	0	0	5	0	0	0	0	0	0	0	0	0	5
Richland	2	0	31	29	2	0	0	0	0	2	0	0	5	71
Ross	1	0	23	5	0	0	0	0	0	2	0	0	2	33
Sandusky	0	0	3	12	0	0	0	1	0	0	0	0	2	18
Scioto	0	0	6	35	1	0	0	0	0	1	0	0	10	53
Seneca	1	0	2	3	0	0	0	0	0	1	0	0	1	8
Shelby	2	2	9	4	10	0	0	0	0	0	0	0	1	28
Stark	3	1	158	0	2	1	20	1	0	8	0	0	3	197
Summit	0	1	99	79	3	1	61	0	0	68	0	0	18	330
Trumbull	1	1	96	28	0	1	0	2	0	27	0	2	2	160
Tuscarawas	0	0	29	5	29	0	0	0	0	5	0	0	0	68
Union	1	4	4	41	1	0	0	0	0	11	0	0	0	62
Van Wert	0	0	6	3	0	0	0	1	0	0	0	0	2	12
Vinton	0	0	7	0	0	0	0	0	0	0	0	0	0	7
Warren	0	3	42	19	0	0	0	0	0	1	0	0	6	71
Washington	0	1	11	2	0	0	0	0	0	3	0	0	0	17
Wayne	0	0	54	1	1	0	0	0	0	0	0	0	1	57
Williams	0	0	1	3	0	0	0	0	1	0	0	0	0	5
Wood	3	0	8	4	4	0	6	0	0	1	0	1	4	31
Wyandot	0	0	0	4	2	0	0	0	0	0	0	0	0	6
Statewide	60	79	2,257	3,388	271	27	89	57	15	768	0	28	443	7,482

Courts of Common Pleas – General Division
Foreclosures Overall Caseloads
2012

County	Cases Pending January 1	New Filings	Reactivations and Transfers	Total Cases	Total Terminations	Clearance Rate	Cases Pending December 31	Cases Pending Beyond Time Guidelines
Adams	37	134	8	179	130	92%	49	0
Allen	197	462	36	695	544	109%	151	4
Ashland	118	217	23	358	268	112%	90	2
Ashtabula	471	641	119	1,231	781	103%	450	75
Athens	84	141	12	237	162	106%	75	3
Auglaize	108	204	19	331	268	120%	63	3
Belmont	135	200	83	418	309	109%	109	31
Brown	117	304	67	488	383	103%	105	3
Butler	1,337	2,489	611	4,437	3,306	107%	1,131	57
Carroll	95	115	15	225	160	123%	65	18
Champaign	109	247	40	396	260	91%	136	0
Clark	480	927	92	1,499	1,156	113%	343	13
Clermont	494	1,265	328	2,087	1,608	101%	479	7
Clinton	142	302	18	462	318	99%	144	11
Columbiana	245	448	39	732	566	116%	166	7
Coshocton	94	183	4	281	222	119%	59	4
Crawford	128	257	63	448	364	114%	84	5
Cuyahoga	7,465	11,427	4,852	23,744	15,956	98%	7,788	1,176
Darke	86	218	10	314	247	108%	67	0
Defiance	187	147	0	334	163	111%	171	64
Delaware	509	788	136	1,433	1,033	112%	400	20
Erie	312	478	28	818	484	96%	334	36
Fairfield	379	841	78	1,298	931	101%	367	35
Fayette	67	185	16	268	196	98%	72	0
Franklin	4,650	7,702	826	13,178	9,509	112%	3,669	230
Fulton	92	173	43	308	242	112%	66	7
Gallia	35	104	2	141	105	99%	36	1
Geauga	281	416	232	929	696	107%	233	12
Greene	526	732	106	1,364	916	109%	448	20
Guernsey	89	146	37	272	229	125%	43	0
Hamilton	3,200	5,667	821	9,688	7,034	108%	2,654	181
Hancock	183	352	30	565	399	104%	166	14
Hardin	64	144	3	211	171	116%	40	0
Harrison	30	45	3	78	46	96%	32	7
Henry	79	109	0	188	148	136%	40	4
Highland	135	278	10	423	330	115%	93	0
Hocking	54	145	93	292	153	64%	139	24
Holmes	31	69	0	100	77	112%	23	1
Huron	132	336	30	498	379	104%	119	6
Jackson	56	133	1	190	125	93%	65	6
Jefferson	154	245	42	441	304	106%	137	20
Knox	194	427	21	642	467	104%	175	43
Lake	573	1,590	309	2,472	1,947	103%	525	1
Lawrence	145	257	52	454	336	109%	118	4

Courts of Common Pleas – General Division
Foreclosures Overall Caseloads
2012

County	Cases Pending January 1	New Filings	Reactivations and Transfers	Total Cases	Total Terminations	Clearance Rate	Cases Pending December 31	Cases Pending Beyond Time Guidelines
Licking	301	960	170	1,431	1,116	99%	315	8
Logan	141	267	7	415	289	105%	126	5
Lorain	1,026	1,859	272	3,157	2,188	103%	969	45
Lucas	1,676	3,030	250	4,956	3,686	112%	1,270	25
Madison	62	178	45	285	225	101%	60	4
Mahoning	814	1,360	217	2,391	1,618	103%	773	73
Marion	252	382	128	762	573	112%	189	12
Medina	540	845	84	1,469	930	100%	539	51
Meigs	26	61	6	93	65	97%	28	0
Mercer	49	124	11	184	141	104%	43	3
Miami	163	520	23	706	551	101%	155	0
Monroe	17	13	2	32	26	173%	6	1
Montgomery	1,204	3,750	837	5,791	4,943	108%	848	3
Morgan	24	33	14	71	45	96%	26	5
Morrow	146	205	18	369	243	109%	126	7
Muskingum	174	432	19	625	498	110%	127	7
Noble	49	66	3	118	67	97%	51	15
Ottawa	128	195	10	333	227	111%	106	15
Paulding	68	75	3	146	92	118%	54	14
Perry	74	181	18	273	184	92%	89	0
Pickaway	132	284	4	420	289	100%	131	3
Pike	65	105	14	184	120	101%	64	6
Portage	684	771	50	1,505	933	114%	572	148
Preble	191	304	29	524	367	110%	157	11
Putnam	66	81	12	159	102	110%	57	5
Richland	349	736	59	1,144	807	102%	337	11
Ross	163	371	15	549	422	109%	127	1
Sandusky	176	294	54	524	369	106%	155	24
Scioto	115	345	25	485	344	93%	141	3
Seneca	108	280	14	402	306	104%	96	1
Shelby	98	245	12	355	291	113%	64	1
Stark	407	2,020	609	3,036	2,689	102%	347	0
Summit	1,808	3,794	656	6,258	4,470	100%	1,788	82
Trumbull	903	1,249	90	2,242	1,401	105%	841	125
Tuscarawas	173	334	14	521	362	104%	159	4
Union	167	305	32	504	342	101%	162	2
Van Wert	63	147	14	224	165	102%	59	7
Vinton	18	37	2	57	39	100%	18	1
Warren	499	1,135	355	1,989	1,536	103%	453	31
Washington	85	156	85	326	258	107%	68	10
Wayne	199	431	14	644	440	99%	204	11
Williams	44	143	8	195	160	106%	35	0
Wood	266	594	51	911	679	105%	232	11
Wyandot	33	82	14	129	96	100%	33	0
Statewide	37,845	70,469	13,727	122,041	88,122	105%	33,919	2,946

Courts of Common Pleas – General Division
Foreclosures Terminations
2012

County	Jury Trial	Court Trial	Settled or Dismissed Pre Trial	Dismissal	For Want of Prosecution	Magistrate	Diversion or Arbitration	Default	Unavailability of Party	Transferred Out	Private Judge Referral	Bankruptcy Stay/ Interlocutory Appeal	Other Terminations	Total Terminations
Adams	0	0	1	22	2	0	0	88	0	7	0	7	3	130
Allen	0	0	2	93	19	0	0	24	0	0	0	36	370	544
Ashland	0	0	49	5	2	0	0	198	0	0	0	13	1	268
Ashtabula	0	1	6	234	0	0	0	338	0	1	0	42	159	781
Athens	0	0	12	26	1	0	1	108	1	3	0	4	6	162
Auglaize	0	0	4	64	0	0	1	155	0	0	0	9	35	268
Belmont	0	0	1	107	0	0	0	131	0	6	0	18	46	309
Brown	0	0	4	134	9	5	0	179	0	0	0	13	39	383
Butler	0	2	168	806	25	1	0	1,837	0	19	0	144	304	3,306
Carroll	0	0	21	25	32	0	0	70	0	0	0	4	8	160
Champaign	0	0	60	6	32	0	0	124	4	0	0	14	20	260
Clark	0	0	236	9	16	0	2	695	2	56	0	58	82	1,156
Clermont	0	0	38	302	0	0	0	831	168	79	0	88	102	1,608
Clinton	0	0	4	55	6	0	0	213	0	0	0	14	26	318
Columbiana	0	3	5	44	50	0	0	373	0	3	0	23	65	566
Coshocton	0	0	0	56	4	0	0	147	0	0	0	3	12	222
Crawford	0	0	2	65	4	0	0	186	0	0	0	15	92	364
Cuyahoga	0	2	4	728	17	10,495	0	3	2,594	1,979	0	48	86	15,956
Darke	0	17	3	51	0	0	0	161	0	0	0	15	0	247
Defiance	1	104	6	50	2	0	0	0	0	0	0	0	0	163
Delaware	0	5	133	201	26	0	0	424	0	7	0	42	195	1,033
Erie	0	0	37	120	10	0	0	235	0	2	0	8	72	484
Fairfield	0	0	1	194	0	0	0	543	0	44	0	38	111	931
Fayette	0	0	2	41	0	1	0	121	0	0	0	11	20	196
Franklin	1	30	256	1,829	59	7	1	5,964	0	53	0	622	687	9,509
Fulton	0	8	72	1	1	0	0	119	0	0	0	12	29	242
Gallia	0	0	4	14	3	0	0	61	0	3	0	4	16	105
Geauga	0	1	16	73	176	0	150	134	0	4	0	42	100	696
Greene	0	0	3	212	49	1	0	496	2	2	0	68	83	916
Guernsey	0	0	16	47	7	0	3	103	0	1	0	5	47	229
Hamilton	0	0	34	1,180	140	4,236	0	351	0	621	0	457	15	7,034
Hancock	0	0	1	12	76	0	3	229	0	1	0	22	55	399
Hardin	0	0	0	36	4	0	0	112	0	0	0	10	9	171
Harrison	0	0	3	9	2	0	0	31	0	0	0	0	1	46
Henry	0	0	8	33	0	0	0	58	0	0	0	1	48	148
Highland	0	0	41	25	11	0	0	227	0	0	0	16	10	330
Hocking	0	2	58	34	0	0	0	29	0	0	0	30	0	153
Holmes	0	0	14	14	0	0	1	43	0	0	0	3	2	77
Huron	0	0	9	71	7	0	0	201	0	3	0	36	52	379
Jackson	0	0	29	0	1	0	0	89	0	0	0	3	3	125
Jefferson	0	1	8	69	1	0	10	156	4	33	0	10	12	304
Knox	0	0	0	125	17	0	0	0	0	1	0	8	316	467
Lake	0	1	3	110	278	2	0	856	0	29	0	74	594	1,947
Lawrence	0	0	0	116	10	176	0	9	0	2	0	15	8	336

Courts of Common Pleas – General Division
Foreclosures Terminations
2012

County	Jury Trial	Court Trial	Settled or Dismissed Pre Trial	Dismissal	For Want of Prosecution	Magistrate	Diversion or Arbitration	Default	Unavailability of Party	Transferred Out	Private Judge Referral	Bankruptcy Stay/ Interlocutory Appeal	Other Terminations	Total Terminations
Licking	0	1	39	159	0	0	0	652	1	95	0	68	101	1,116
Logan	0	0	0	88	0	0	0	172	0	0	0	18	11	289
Lorain	0	0	291	376	1	793	0	428	49	8	0	155	87	2,188
Lucas	0	1	145	667	65	0	0	1,780	5	69	0	146	808	3,686
Madison	0	0	5	40	0	0	0	1	0	0	0	10	169	225
Mahoning	0	1	32	443	0	18	0	1,011	0	7	0	99	7	1,618
Marion	0	0	7	127	26	0	19	299	0	0	0	51	44	573
Medina	0	0	208	132	37	14	0	324	0	12	0	64	139	930
Meigs	0	0	6	3	0	0	0	49	0	0	0	5	2	65
Mercer	0	0	3	0	33	0	1	80	0	0	0	5	19	141
Miami	0	1	4	84	13	0	0	375	0	1	0	27	46	551
Monroe	0	0	4	8	0	0	0	13	0	0	0	1	0	26
Montgomery	0	0	42	1,333	10	4	0	2,679	0	56	0	164	655	4,943
Morgan	0	0	4	12	1	0	0	23	0	0	0	3	2	45
Morrow	0	0	24	24	38	0	0	123	0	6	0	12	16	243
Muskingum	0	0	23	83	0	0	0	325	0	3	0	24	40	498
Noble	0	0	1	34	0	0	0	17	0	0	0	5	10	67
Ottawa	0	0	2	37	39	0	0	107	0	0	0	6	36	227
Paulding	11	0	0	36	0	0	0	40	0	0	0	5	0	92
Perry	0	8	32	6	2	1	0	117	0	0	0	7	11	184
Pickaway	0	0	36	0	1	0	0	242	0	0	0	10	0	289
Pike	0	0	31	9	1	0	0	60	0	1	0	10	8	120
Portage	0	0	138	139	7	1	1	516	0	4	0	60	67	933
Preble	0	0	14	73	12	0	0	202	0	0	0	33	33	367
Putnam	0	0	5	42	0	0	0	0	0	0	0	9	46	102
Richland	0	1	106	79	16	0	1	347	0	0	0	44	213	807
Ross	0	1	9	63	0	0	4	285	0	7	1	18	34	422
Sandusky	0	0	1	77	0	0	36	0	2	2	0	20	231	369
Scioto	0	0	4	56	1	0	2	196	0	9	0	14	62	344
Seneca	0	0	25	44	7	9	0	180	0	2	0	8	31	306
Shelby	0	0	1	17	46	0	0	196	0	0	0	9	22	291
Stark	0	0	98	144	127	0	2	1,393	0	80	0	187	658	2,689
Summit	0	0	164	629	210	2	50	2,182	0	571	0	228	434	4,470
Trumbull	1	40	338	123	0	0	2	777	0	12	0	96	12	1,401
Tuscarawas	0	2	8	8	96	0	0	219	0	0	0	11	18	362
Union	0	1	0	64	36	0	0	176	0	4	0	25	36	342
Van Wert	0	0	10	33	5	0	0	83	0	0	0	9	25	165
Vinton	0	3	6	0	0	0	1	25	0	0	0	4	0	39
Warren	0	3	8	528	15	0	0	739	0	1	0	57	185	1,536
Washington	0	7	42	45	4	0	0	113	0	0	0	28	19	258
Wayne	0	0	83	26	14	0	0	256	0	0	0	25	36	440
Williams	0	0	3	30	0	0	0	114	1	0	0	12	0	160
Wood	0	0	37	97	89	0	1	323	0	4	0	33	95	679
Wyandot	0	1	0	17	23	0	0	49	0	0	0	4	2	96
Statewide	14	248	3,413	13,483	2,074	15,766	292	33,740	2,833	3,913	1	3,934	8,411	88,122

Courts of Common Pleas – General Division
Administrative Appeal Overall Caseloads
2012

County	Cases Pending January 1	New Filings	Reactivations and Transfers	Total Cases	Total Terminations	Clearance Rate	Cases Pending December 31	Cases Pending Beyond Time Guidelines
Adams	2	0	0	2	2	-	0	0
Allen	8	7	4	19	15	136%	4	0
Ashland	0	3	0	3	0	0%	3	0
Ashtabula	11	6	1	18	11	157%	7	5
Athens	7	12	1	20	8	62%	12	2
Auglaize	0	2	0	2	1	50%	1	0
Belmont	2	4	0	6	2	50%	4	1
Brown	0	3	0	3	3	100%	0	0
Butler	15	13	0	28	22	169%	6	3
Carroll	1	0	0	1	0	-	1	1
Champaign	1	7	1	9	5	63%	4	0
Clark	16	16	0	32	15	94%	17	9
Clermont	4	7	0	11	6	86%	5	0
Clinton	4	3	0	7	6	200%	1	0
Columbiana	2	3	1	6	5	125%	1	1
Coshocton	0	0	0	0	0	-	0	0
Crawford	0	3	0	3	1	33%	2	0
Cuyahoga	221	224	32	477	330	129%	147	52
Darke	2	7	0	9	8	114%	1	0
Defiance	0	0	0	0	0	-	0	0
Delaware	4	15	2	21	15	88%	6	0
Erie	16	33	9	58	27	64%	31	10
Fairfield	5	8	1	14	10	111%	4	1
Fayette	0	2	0	2	0	0%	2	0
Franklin	168	261	31	460	306	105%	154	35
Fulton	0	4	0	4	1	25%	3	0
Gallia	7	0	0	7	7	-	0	0
Geauga	6	18	2	26	16	80%	10	0
Greene	7	5	2	14	10	143%	4	0
Guernsey	1	0	0	1	1	-	0	0
Hamilton	64	107	4	175	106	95%	69	14
Hancock	0	3	0	3	0	0%	3	0
Hardin	1	2	0	3	2	100%	1	0
Harrison	0	0	0	0	0	-	0	0
Henry	1	3	0	4	1	33%	3	0
Highland	0	3	1	4	2	50%	2	0
Hocking	0	4	0	4	0	0%	4	0
Holmes	1	1	0	2	2	200%	0	0
Huron	1	3	0	4	3	100%	1	0
Jackson	1	0	0	1	1	-	0	0
Jefferson	4	4	1	9	6	120%	3	0
Knox	1	2	0	3	2	100%	1	0
Lake	12	22	2	36	26	108%	10	0
Lawrence	2	4	0	6	2	50%	4	2

Courts of Common Pleas – General Division
Administrative Appeal Overall Caseloads
2012

County	Cases Pending January 1	New Filings	Reactivations and Transfers	Total Cases	Total Terminations	Clearance Rate	Cases Pending December 31	Cases Pending Beyond Time Guidelines
Licking	10	13	0	23	18	138%	5	0
Logan	2	1	0	3	2	200%	1	0
Lorain	26	30	2	58	36	113%	22	4
Lucas	25	49	7	81	42	75%	39	1
Madison	0	0	0	0	0	-	0	0
Mahoning	18	16	4	38	25	125%	13	8
Marion	5	5	0	10	7	140%	3	3
Medina	4	16	3	23	13	68%	10	0
Meigs	0	3	0	3	1	33%	2	0
Mercer	1	1	0	2	1	100%	1	0
Miami	1	5	0	6	2	40%	4	0
Monroe	1	0	0	1	1	-	0	0
Montgomery	74	80	7	161	105	121%	56	2
Morgan	2	6	0	8	2	33%	6	0
Morrow	1	3	0	4	2	67%	2	1
Muskingum	1	3	2	6	2	40%	4	0
Noble	3	3	0	6	4	133%	2	1
Ottawa	6	9	0	15	6	67%	9	0
Paulding	0	0	0	0	0	-	0	0
Perry	0	3	0	3	2	67%	1	0
Pickaway	0	0	0	0	0	-	0	0
Pike	0	0	0	0	0	-	0	0
Portage	12	11	0	23	9	82%	14	9
Preble	3	4	0	7	5	125%	2	0
Putnam	0	0	0	0	0	-	0	0
Richland	8	5	1	14	12	200%	2	0
Ross	0	2	0	2	0	0%	2	0
Sandusky	2	1	0	3	3	300%	0	0
Scioto	4	9	2	15	9	82%	6	1
Seneca	1	5	3	9	7	88%	2	0
Shelby	0	3	0	3	1	33%	2	1
Stark	11	35	8	54	44	102%	10	0
Summit	49	73	3	125	81	107%	44	1
Trumbull	20	12	2	34	18	129%	16	8
Tuscarawas	2	3	0	5	5	167%	0	0
Union	2	2	0	4	4	200%	0	0
Van Wert	0	0	0	0	0	-	0	0
Vinton	1	3	0	4	1	33%	3	1
Warren	28	17	1	46	32	178%	14	6
Washington	2	0	0	2	2	-	0	0
Wayne	1	2	1	4	3	100%	1	0
Williams	0	0	0	0	0	-	0	0
Wood	2	6	0	8	5	83%	3	0
Wyandot	0	0	0	0	0	-	0	0
Statewide	926	1,263	141	2,330	1,498	107%	832	183

Courts of Common Pleas – General Division
Administrative Appeal Terminations
2012

County	Jury Trial	Court Trial	Settled or Dismissed Pre Trial	Dismissal	For Want of Prosecution	Magistrate	Diversion or Arbitration	Default	Unavailability of Party	Transferred Out	Private Judge Referral	Bankruptcy Stay/ Interlocutory Appeal	Other Terminations	Total Terminations
Adams	0	0	0	0	0	0	0	0	0	0	0	0	2	2
Allen	0	0	3	4	0	0	0	0	0	2	0	1	5	15
Ashland	0	0	0	0	0	0	0	0	0	0	0	0	0	0
Ashtabula	0	1	0	5	0	0	0	1	0	0	0	0	4	11
Athens	0	2	1	2	0	0	0	1	0	1	0	0	1	8
Auglaize	0	0	0	1	0	0	0	0	0	0	0	0	0	1
Belmont	0	0	0	1	0	0	0	0	0	0	0	0	1	2
Brown	0	0	0	0	0	1	0	0	0	0	0	0	2	3
Butler	0	0	5	3	1	0	0	3	0	0	0	0	10	22
Carroll	0	0	0	0	0	0	0	0	0	0	0	0	0	0
Champaign	0	3	2	0	0	0	0	0	0	0	0	0	0	5
Clark	0	0	8	0	2	0	0	0	0	1	0	0	4	15
Clermont	0	0	1	2	0	0	0	0	0	0	0	0	3	6
Clinton	0	0	0	2	0	0	0	0	0	1	0	0	3	6
Columbiana	0	1	2	1	0	0	0	0	0	1	0	0	0	5
Coshocton	0	0	0	0	0	0	0	0	0	0	0	0	0	0
Crawford	0	0	0	1	0	0	0	0	0	0	0	0	0	1
Cuyahoga	0	1	0	112	0	0	0	0	0	23	0	0	194	330
Darke	0	4	1	1	1	0	0	0	0	0	0	0	1	8
Defiance	0	0	0	0	0	0	0	0	0	0	0	0	0	0
Delaware	0	3	4	0	0	0	0	0	0	1	0	0	7	15
Erie	0	0	5	1	0	0	0	0	0	0	0	0	21	27
Fairfield	0	0	0	5	0	0	0	0	0	1	0	0	4	10
Fayette	0	0	0	0	0	0	0	0	0	0	0	0	0	0
Franklin	0	0	12	52	5	96	0	6	0	19	0	2	114	306
Fulton	0	0	0	0	0	0	0	0	0	1	0	0	0	1
Gallia	0	0	4	0	1	0	0	0	0	0	0	0	2	7
Geauga	0	2	1	0	0	0	0	0	0	0	0	1	12	16
Greene	0	0	0	2	0	0	0	1	0	1	0	0	6	10
Guernsey	0	0	0	0	0	0	0	0	0	0	0	0	1	1
Hamilton	0	0	5	27	2	55	0	2	0	5	0	0	10	106
Hancock	0	0	0	0	0	0	0	0	0	0	0	0	0	0
Hardin	0	0	0	1	0	0	0	0	0	0	0	0	1	2
Harrison	0	0	0	0	0	0	0	0	0	0	0	0	0	0
Henry	0	0	0	0	0	0	0	0	0	0	0	0	1	1
Highland	0	0	0	0	0	0	0	0	0	0	0	0	2	2
Hocking	0	0	0	0	0	0	0	0	0	0	0	0	0	0
Holmes	0	0	0	1	0	0	0	0	0	0	0	0	1	2
Huron	0	0	0	0	0	0	0	0	0	1	0	0	2	3
Jackson	0	0	0	0	0	0	0	1	0	0	0	0	0	1
Jefferson	0	1	2	0	0	0	0	0	0	0	0	0	3	6
Knox	0	0	0	1	0	0	0	0	0	0	0	0	1	2
Lake	0	1	0	2	2	1	0	0	0	3	0	0	17	26
Lawrence	0	0	0	0	0	2	0	0	0	0	0	0	0	2

Courts of Common Pleas – General Division
Administrative Appeal Terminations
2012

County	Jury Trial	Court Trial	Settled or Dismissed Pre Trial	Dismissal	For Want of Prosecution	Magistrate	Diversion or Arbitration	Default	Unavailability of Party	Transferred Out	Private Judge Referral	Bankruptcy Stay/ Interlocutory Appeal	Other Terminations	Total Terminations
Licking	0	1	0	5	0	0	0	0	0	0	0	1	11	18
Logan	0	1	0	1	0	0	0	0	0	0	0	0	0	2
Lorain	0	0	12	7	0	0	0	0	0	3	0	2	12	36
Lucas	0	0	0	18	2	0	0	0	0	3	0	0	19	42
Madison	0	0	0	0	0	0	0	0	0	0	0	0	0	0
Mahoning	0	0	2	10	0	5	0	2	0	1	0	0	5	25
Marion	1	1	2	1	0	0	0	0	0	0	0	0	2	7
Medina	0	0	4	0	0	0	0	0	0	1	0	1	7	13
Meigs	0	0	1	0	0	0	0	0	0	0	0	0	0	1
Mercer	0	0	0	0	0	0	0	0	0	0	0	0	1	1
Miami	0	0	0	0	0	0	0	0	0	1	0	0	1	2
Monroe	0	0	0	0	0	0	0	1	0	0	0	0	0	1
Montgomery	0	0	9	43	0	0	0	3	0	5	0	0	45	105
Morgan	0	1	0	1	0	0	0	0	0	0	0	0	0	2
Morrow	0	0	0	0	1	0	0	0	0	0	0	0	1	2
Muskingum	0	0	1	0	0	0	0	0	0	1	0	0	0	2
Noble	0	0	0	3	0	0	0	0	0	0	0	0	1	4
Ottawa	0	0	0	3	0	0	0	0	0	0	0	0	3	6
Paulding	0	0	0	0	0	0	0	0	0	0	0	0	0	0
Perry	0	0	0	1	0	0	0	0	0	0	0	0	1	2
Pickaway	0	0	0	0	0	0	0	0	0	0	0	0	0	0
Pike	0	0	0	0	0	0	0	0	0	0	0	0	0	0
Portage	0	0	1	1	0	0	0	0	0	0	0	0	7	9
Preble	0	0	2	0	1	0	0	0	0	0	0	0	2	5
Putnam	0	0	0	0	0	0	0	0	0	0	0	0	0	0
Richland	0	0	1	1	1	0	0	0	0	0	0	0	9	12
Ross	0	0	0	0	0	0	0	0	0	0	0	0	0	0
Sandusky	0	0	0	2	0	0	0	0	0	0	0	0	1	3
Scioto	0	0	0	2	0	0	0	0	0	0	0	0	7	9
Seneca	0	0	3	0	0	0	0	0	0	3	0	0	1	7
Shelby	0	1	0	0	0	0	0	0	0	0	0	0	0	1
Stark	0	0	9	3	1	0	1	0	0	11	0	0	19	44
Summit	0	0	6	20	4	2	1	0	0	4	0	1	43	81
Trumbull	0	5	4	2	0	0	0	0	0	3	0	0	4	18
Tuscarawas	0	0	1	0	0	0	0	0	0	0	0	0	4	5
Union	0	0	1	0	0	0	0	0	0	2	0	0	1	4
Van Wert	0	0	0	0	0	0	0	0	0	0	0	0	0	0
Vinton	0	0	0	1	0	0	0	0	0	0	0	0	0	1
Warren	0	12	3	9	0	0	0	0	0	0	0	0	8	32
Washington	0	1	0	0	0	0	0	0	0	0	0	0	1	2
Wayne	0	0	0	0	0	0	0	0	0	1	0	0	2	3
Williams	0	0	0	0	0	0	0	0	0	0	0	0	0	0
Wood	0	0	0	0	0	0	0	0	0	0	0	0	5	5
Wyandot	0	0	0	0	0	0	0	0	0	0	0	0	0	0
Statewide	1	42	118	361	24	162	2	21	0	100	0	9	658	1,498

Courts of Common Pleas – General Division
Complex Litigation Overall Caseloads
2012

County	Cases Pending January 1	New Filings	Reactivations and Transfers	Total Cases	Total Terminations	Clearance Rate	Cases Pending December 31	Cases Pending Beyond Time Guidelines
Adams	0	0	0	0	0	-	0	0
Allen	0	0	0	0	0	-	0	0
Ashland	2	0	0	2	2	-	0	0
Ashtabula	0	0	0	0	0	-	0	0
Athens	1	0	1	2	1	100%	1	0
Auglaize	0	0	0	0	0	-	0	0
Belmont	0	0	0	0	0	-	0	0
Brown	0	0	0	0	0	-	0	0
Butler	3	0	1	4	2	200%	2	0
Carroll	0	0	0	0	0	-	0	0
Champaign	0	0	0	0	0	-	0	0
Clark	0	0	0	0	0	-	0	0
Clermont	0	0	1	1	1	100%	0	0
Clinton	0	0	0	0	0	-	0	0
Columbiana	0	0	3	3	3	100%	0	0
Coshocton	1	0	1	2	1	100%	1	0
Crawford	0	0	0	0	0	-	0	0
Cuyahoga	3	0	7	10	4	57%	6	0
Darke	0	0	1	1	1	100%	0	0
Defiance	0	0	0	0	0	-	0	0
Delaware	0	0	1	1	1	100%	0	0
Erie	2	0	0	2	1	-	1	0
Fairfield	0	0	0	0	0	-	0	0
Fayette	1	0	0	1	0	-	1	0
Franklin	17	0	9	26	20	222%	6	1
Fulton	0	0	0	0	0	-	0	0
Gallia	0	0	0	0	0	-	0	0
Geauga	0	0	0	0	0	-	0	0
Greene	0	0	1	1	0	0%	1	0
Guernsey	5	0	5	10	8	160%	2	0
Hamilton	3	0	7	10	4	57%	6	0
Hancock	0	0	0	0	0	-	0	0
Hardin	0	0	0	0	0	-	0	0
Harrison	0	0	0	0	0	-	0	0
Henry	0	0	0	0	0	-	0	0
Highland	0	0	0	0	0	-	0	0
Hocking	0	0	0	0	0	-	0	0
Holmes	0	0	0	0	0	-	0	0
Huron	0	0	0	0	0	-	0	0
Jackson	0	0	0	0	0	-	0	0
Jefferson	0	0	0	0	0	-	0	0
Knox	0	0	0	0	0	-	0	0
Lake	1	0	3	4	1	33%	3	0
Lawrence	0	0	0	0	0	-	0	0

Courts of Common Pleas – General Division
Complex Litigation Overall Caseloads
2012

County	Cases Pending January 1	New Filings	Reactivations and Transfers	Total Cases	Total Terminations	Clearance Rate	Cases Pending December 31	Cases Pending Beyond Time Guidelines
Licking	0	0	0	0	0	-	0	0
Logan	0	0	0	0	0	-	0	0
Lorain	0	0	0	0	0	-	0	0
Lucas	20	0	13	33	17	131%	16	7
Madison	0	0	1	1	0	0%	1	0
Mahoning	0	0	0	0	0	-	0	0
Marion	0	0	0	0	0	-	0	0
Medina	2	0	3	5	1	33%	4	1
Meigs	0	0	0	0	0	-	0	0
Mercer	0	0	0	0	0	-	0	0
Miami	1	0	1	2	0	0%	2	0
Monroe	0	0	0	0	0	-	0	2
Montgomery	0	0	0	0	0	-	0	0
Morgan	0	0	0	0	0	-	0	0
Morrow	1	0	0	1	0	-	1	0
Muskingum	0	0	0	0	0	-	0	0
Noble	0	0	0	0	0	-	0	0
Ottawa	2	0	0	2	2	-	0	0
Paulding	0	0	0	0	0	-	0	0
Perry	0	0	0	0	0	-	0	0
Pickaway	1	0	0	1	1	-	0	0
Pike	0	0	0	0	0	-	0	0
Portage	0	0	0	0	0	-	0	0
Preble	0	0	1	1	0	0%	1	0
Putnam	0	0	0	0	0	-	0	0
Richland	2	0	0	2	2	-	0	0
Ross	0	0	0	0	0	-	0	0
Sandusky	0	0	0	0	0	-	0	0
Scioto	0	0	0	0	0	-	0	0
Seneca	1	0	0	1	1	-	0	0
Shelby	1	0	0	1	0	-	1	0
Stark	4	0	3	7	6	200%	1	0
Summit	1	0	1	2	1	100%	1	0
Trumbull	3	0	0	3	1	-	2	0
Tuscarawas	0	0	1	1	0	0%	1	0
Union	1	0	0	1	1	-	0	0
Van Wert	0	0	0	0	0	-	0	0
Vinton	0	0	0	0	0	-	0	0
Warren	0	0	0	0	0	-	0	0
Washington	0	0	0	0	0	-	0	0
Wayne	0	0	0	0	0	-	0	0
Williams	0	0	0	0	0	-	0	0
Wood	2	0	2	4	2	100%	2	0
Wyandot	0	0	0	0	0	-	0	0
Statewide	81	0	67	148	85	127%	63	11

Courts of Common Pleas – General Division
Complex Litigation Terminations
2012

County	Jury Trial	Court Trial	Settled or Dismissed Pre Trial	Dismissal	For Want of Prosecution	Magistrate	Diversion or Arbitration	Default	Unavailability of Party	Transferred Out	Private Judge Referral	Bankruptcy Stay/ Interlocutory Appeal	Other Terminations	Total Terminations
Adams	0	0	0	0	0	0	0	0	0	0	0	0	0	0
Allen	0	0	0	0	0	0	0	0	0	0	0	0	0	0
Ashland	0	0	2	0	0	0	0	0	0	0	0	0	0	2
Ashtabula	0	0	0	0	0	0	0	0	0	0	0	0	0	0
Athens	1	0	0	0	0	0	0	0	0	0	0	0	0	1
Auglaize	0	0	0	0	0	0	0	0	0	0	0	0	0	0
Belmont	0	0	0	0	0	0	0	0	0	0	0	0	0	0
Brown	0	0	0	0	0	0	0	0	0	0	0	0	0	0
Butler	0	0	0	0	0	0	0	0	0	1	0	0	1	2
Carroll	0	0	0	0	0	0	0	0	0	0	0	0	0	0
Champaign	0	0	0	0	0	0	0	0	0	0	0	0	0	0
Clark	0	0	0	0	0	0	0	0	0	0	0	0	0	0
Clermont	0	0	0	0	0	0	0	0	0	0	0	1	0	1
Clinton	0	0	0	0	0	0	0	0	0	0	0	0	0	0
Columbiana	0	1	0	1	0	0	0	0	0	0	0	0	1	3
Coshocton	0	0	0	0	0	0	0	0	0	0	0	0	1	1
Crawford	0	0	0	0	0	0	0	0	0	0	0	0	0	0
Cuyahoga	0	0	0	3	0	0	0	0	0	0	0	0	1	4
Darke	0	0	1	0	0	0	0	0	0	0	0	0	0	1
Defiance	0	0	0	0	0	0	0	0	0	0	0	0	0	0
Delaware	0	0	0	0	0	0	0	0	0	0	0	0	1	1
Erie	0	0	1	0	0	0	0	0	0	0	0	0	0	1
Fairfield	0	0	0	0	0	0	0	0	0	0	0	0	0	0
Fayette	0	0	0	0	0	0	0	0	0	0	0	0	0	0
Franklin	2	1	1	8	1	0	0	0	0	2	0	0	5	20
Fulton	0	0	0	0	0	0	0	0	0	0	0	0	0	0
Gallia	0	0	0	0	0	0	0	0	0	0	0	0	0	0
Geauga	0	0	0	0	0	0	0	0	0	0	0	0	0	0
Greene	0	0	0	0	0	0	0	0	0	0	0	0	0	0
Guernsey	1	1	3	0	0	0	1	0	1	0	0	0	1	8
Hamilton	2	0	1	0	0	0	0	0	0	0	0	1	0	4
Hancock	0	0	0	0	0	0	0	0	0	0	0	0	0	0
Hardin	0	0	0	0	0	0	0	0	0	0	0	0	0	0
Harrison	0	0	0	0	0	0	0	0	0	0	0	0	0	0
Henry	0	0	0	0	0	0	0	0	0	0	0	0	0	0
Highland	0	0	0	0	0	0	0	0	0	0	0	0	0	0
Hocking	0	0	0	0	0	0	0	0	0	0	0	0	0	0
Holmes	0	0	0	0	0	0	0	0	0	0	0	0	0	0
Huron	0	0	0	0	0	0	0	0	0	0	0	0	0	0
Jackson	0	0	0	0	0	0	0	0	0	0	0	0	0	0
Jefferson	0	0	0	0	0	0	0	0	0	0	0	0	0	0
Knox	0	0	0	0	0	0	0	0	0	0	0	0	0	0
Lake	0	0	1	0	0	0	0	0	0	0	0	0	0	1
Lawrence	0	0	0	0	0	0	0	0	0	0	0	0	0	0

Courts of Common Pleas – General Division
Complex Litigation Terminations
2012

County	Jury Trial	Court Trial	Settled or Dismissed Pre Trial	Dismissal	For Want of Prosecution	Magistrate	Diversion or Arbitration	Default	Unavailability of Party	Transferred Out	Private Judge Referral	Bankruptcy Stay/ Interlocutory Appeal	Other Terminations	Total Terminations
Licking	0	0	0	0	0	0	0	0	0	0	0	0	0	0
Logan	0	0	0	0	0	0	0	0	0	0	0	0	0	0
Lorain	0	0	0	0	0	0	0	0	0	0	0	0	0	0
Lucas	1	0	4	3	0	0	0	1	1	0	0	1	6	17
Madison	0	0	0	0	0	0	0	0	0	0	0	0	0	0
Mahoning	0	0	0	0	0	0	0	0	0	0	0	0	0	0
Marion	0	0	0	0	0	0	0	0	0	0	0	0	0	0
Medina	0	1	0	0	0	0	0	0	0	0	0	0	0	1
Meigs	0	0	0	0	0	0	0	0	0	0	0	0	0	0
Mercer	0	0	0	0	0	0	0	0	0	0	0	0	0	0
Miami	0	0	0	0	0	0	0	0	0	0	0	0	0	0
Monroe	0	0	0	0	0	0	0	0	0	0	0	0	0	0
Montgomery	0	0	0	0	0	0	0	0	0	0	0	0	0	0
Morgan	0	0	0	0	0	0	0	0	0	0	0	0	0	0
Morrow	0	0	0	0	0	0	0	0	0	0	0	0	0	0
Muskingum	0	0	0	0	0	0	0	0	0	0	0	0	0	0
Noble	0	0	0	0	0	0	0	0	0	0	0	0	0	0
Ottawa	0	0	0	0	0	0	0	0	0	0	0	0	2	2
Paulding	0	0	0	0	0	0	0	0	0	0	0	0	0	0
Perry	0	0	0	0	0	0	0	0	0	0	0	0	0	0
Pickaway	0	0	1	0	0	0	0	0	0	0	0	0	0	1
Pike	0	0	0	0	0	0	0	0	0	0	0	0	0	0
Portage	0	0	0	0	0	0	0	0	0	0	0	0	0	0
Preble	0	0	0	0	0	0	0	0	0	0	0	0	0	0
Putnam	0	0	0	0	0	0	0	0	0	0	0	0	0	0
Richland	0	0	2	0	0	0	0	0	0	0	0	0	0	2
Ross	0	0	0	0	0	0	0	0	0	0	0	0	0	0
Sandusky	0	0	0	0	0	0	0	0	0	0	0	0	0	0
Scioto	0	0	0	0	0	0	0	0	0	0	0	0	0	0
Seneca	0	0	1	0	0	0	0	0	0	0	0	0	0	1
Shelby	0	0	0	0	0	0	0	0	0	0	0	0	0	0
Stark	0	0	2	0	0	0	2	1	0	0	0	1	0	6
Summit	0	0	1	0	0	0	0	0	0	0	0	0	0	1
Trumbull	0	0	0	1	0	0	0	0	0	0	0	0	0	1
Tuscarawas	0	0	0	0	0	0	0	0	0	0	0	0	0	0
Union	0	0	0	1	0	0	0	0	0	0	0	0	0	1
Van Wert	0	0	0	0	0	0	0	0	0	0	0	0	0	0
Vinton	0	0	0	0	0	0	0	0	0	0	0	0	0	0
Warren	0	0	0	0	0	0	0	0	0	0	0	0	0	0
Washington	0	0	0	0	0	0	0	0	0	0	0	0	0	0
Wayne	0	0	0	0	0	0	0	0	0	0	0	0	0	0
Williams	0	0	0	0	0	0	0	0	0	0	0	0	0	0
Wood	0	0	2	0	0	0	0	0	0	0	0	0	0	2
Wyandot	0	0	0	0	0	0	0	0	0	0	0	0	0	0
Statewide	7	4	23	17	1	0	3	2	2	3	0	4	19	85

Courts of Common Pleas – General Division
Other Civil Overall Caseloads
2012

County	Cases Pending January 1	New Filings	Reactivations and Transfers	Total Cases	Total Terminations	Clearance Rate	Cases Pending December 31	Cases Pending Beyond Time Guidelines
Adams	81	202	21	304	249	112%	55	3
Allen	154	311	27	492	363	107%	129	4
Ashland	67	140	12	219	169	111%	50	0
Ashtabula	154	280	8	442	253	88%	189	10
Athens	132	363	9	504	300	81%	204	8
Auglaize	26	111	1	138	96	86%	42	1
Belmont	182	235	18	435	258	102%	177	18
Brown	156	489	40	685	548	104%	137	0
Butler	662	2,068	82	2,812	2,135	99%	677	4
Carroll	34	66	3	103	76	110%	27	2
Champaign	58	149	15	222	178	109%	44	0
Clark	169	172	13	354	236	128%	118	3
Clermont	332	917	59	1,308	1,006	103%	302	4
Clinton	59	103	1	163	111	107%	52	2
Columbiana	128	319	21	468	334	98%	134	0
Coshocton	71	131	3	205	154	115%	51	2
Crawford	73	176	7	256	195	107%	61	2
Cuyahoga	4,238	8,428	1,082	13,748	10,218	107%	3,530	141
Darke	38	169	8	215	173	98%	42	0
Defiance	81	160	0	241	139	87%	102	4
Delaware	267	493	31	791	517	99%	274	14
Erie	296	342	24	662	349	95%	313	20
Fairfield	206	389	8	603	401	101%	202	11
Fayette	45	96	2	143	91	93%	52	1
Franklin	2,848	5,832	747	9,427	6,689	102%	2,738	147
Fulton	60	162	15	237	163	92%	74	2
Gallia	47	110	14	171	129	104%	42	0
Geauga	174	320	44	538	378	104%	160	0
Greene	230	304	20	554	426	131%	128	1
Guernsey	44	111	7	162	99	84%	63	0
Hamilton	1,969	4,101	507	6,577	4,722	102%	1,855	99
Hancock	143	277	14	434	292	100%	142	2
Hardin	40	81	3	124	71	85%	53	2
Harrison	36	68	0	104	47	69%	57	10
Henry	44	67	0	111	76	113%	35	1
Highland	101	217	4	322	239	108%	83	0
Hocking	106	142	30	278	170	99%	108	0
Holmes	33	68	0	101	76	112%	25	0
Huron	62	128	15	205	144	101%	61	3
Jackson	84	93	4	181	110	113%	71	10
Jefferson	216	323	11	550	355	106%	195	25
Knox	78	136	2	216	144	104%	72	4
Lake	447	1,196	38	1,681	1,208	98%	473	9
Lawrence	168	276	10	454	338	118%	116	7

Courts of Common Pleas – General Division
Other Civil Overall Caseloads
2012

County	Cases Pending January 1	New Filings	Reactivations and Transfers	Total Cases	Total Terminations	Clearance Rate	Cases Pending December 31	Cases Pending Beyond Time Guidelines
Licking	221	502	44	767	576	105%	191	5
Logan	61	212	0	273	222	105%	51	0
Lorain	728	1,571	136	2,435	1,844	108%	591	20
Lucas	890	2,102	85	3,077	2,359	108%	718	14
Madison	49	84	22	155	114	108%	41	3
Mahoning	1,011	1,963	127	3,101	2,134	102%	967	45
Marion	164	353	45	562	418	105%	144	2
Medina	302	749	41	1,092	754	95%	338	3
Meigs	18	57	9	84	48	73%	36	0
Mercer	31	67	0	98	57	85%	41	1
Miami	122	378	6	506	396	103%	110	2
Monroe	31	92	1	124	58	62%	66	2
Montgomery	1,075	3,027	184	4,286	3,311	103%	975	14
Morgan	54	87	16	157	106	103%	51	3
Morrow	78	87	7	172	96	102%	76	5
Muskingum	100	149	6	255	179	115%	76	6
Noble	40	117	3	160	88	73%	72	6
Ottawa	206	387	17	610	396	98%	214	8
Paulding	33	74	2	109	75	99%	34	3
Perry	39	120	3	162	90	73%	72	1
Pickaway	128	229	4	361	214	92%	147	0
Pike	97	104	5	206	133	122%	73	5
Portage	391	497	18	906	582	113%	324	32
Preble	98	207	5	310	184	87%	126	2
Putnam	29	51	1	81	38	73%	43	4
Richland	246	620	30	896	676	104%	220	4
Ross	169	280	15	464	346	117%	118	8
Sandusky	117	274	22	413	282	95%	131	9
Scioto	221	371	28	620	466	117%	154	2
Seneca	41	145	3	189	166	112%	23	1
Shelby	42	96	5	143	111	110%	32	0
Stark	289	988	86	1,363	1,061	99%	302	0
Summit	1,024	2,039	151	3,214	2,363	108%	851	14
Trumbull	721	1,167	33	1,921	1,227	102%	694	38
Tuscarawas	315	677	22	1,014	745	107%	269	0
Union	58	107	3	168	113	103%	55	0
Van Wert	47	131	2	180	145	109%	35	0
Vinton	15	30	0	45	27	90%	18	0
Warren	426	793	37	1,256	875	105%	381	7
Washington	87	233	34	354	223	84%	131	1
Wayne	157	325	1	483	305	94%	178	1
Williams	40	68	4	112	81	113%	31	0
Wood	171	280	10	461	332	114%	129	0
Wyandot	17	40	6	63	45	98%	18	1
Statewide	24,838	52,251	4,259	81,348	58,486	103%	22,862	848

Courts of Common Pleas – General Division
Other Civil Terminations
2012

County	Jury Trial	Court Trial	Settled or Dismissed Pre Trial	Dismissal	For Want of Prosecution	Magistrate	Diversion or Arbitration	Default	Unavailability of Party	Transferred Out	Private Judge Referral	Bankruptcy Stay/ Interlocutory Appeal	Other Terminations	Total Terminations
Adams	1	3	6	67	8	18	0	110	0	21	0	2	13	249
Allen	0	6	51	119	21	0	0	77	0	7	0	12	70	363
Ashland	1	0	39	26	0	11	0	78	0	3	0	5	6	169
Ashtabula	1	1	30	72	0	0	0	108	0	5	0	16	20	253
Athens	2	12	67	51	4	0	1	109	0	9	0	2	43	300
Auglaize	0	3	8	30	0	0	0	12	0	0	0	2	41	96
Belmont	0	0	19	72	0	0	0	72	0	34	0	7	54	258
Brown	0	5	48	83	4	178	1	178	16	4	0	10	21	548
Butler	4	8	180	230	24	3	1	721	0	34	0	49	881	2,135
Carroll	0	3	19	4	7	0	0	17	0	18	0	5	3	76
Champaign	1	97	24	5	11	0	0	20	8	1	0	4	7	178
Clark	1	1	49	2	3	0	2	87	1	31	0	6	53	236
Clermont	0	9	119	394	0	157	3	173	3	67	0	21	60	1,006
Clinton	0	1	1	32	3	0	0	29	0	1	0	0	44	111
Columbiana	0	7	47	28	33	34	0	94	0	29	0	13	49	334
Coshocton	3	4	2	33	3	0	1	74	0	1	0	8	25	154
Crawford	1	1	29	7	8	88	0	29	0	4	0	6	22	195
Cuyahoga	19	52	51	3,316	0	9	29	3,419	0	1,184	2	237	1,900	10,218
Darke	0	27	31	47	0	2	0	55	0	0	0	2	9	173
Defiance	0	8	19	25	1	0	0	82	0	1	0	0	3	139
Delaware	0	13	165	77	17	34	1	90	0	29	0	18	73	517
Erie	1	1	68	91	12	0	0	44	0	27	0	11	94	349
Fairfield	0	4	30	107	1	0	0	153	0	13	0	17	76	401
Fayette	1	12	6	24	0	2	0	23	0	2	0	4	17	91
Franklin	10	25	449	1,219	131	1,965	15	1,522	4	225	0	377	747	6,689
Fulton	2	8	66	0	4	0	0	58	0	0	0	5	20	163
Gallia	0	1	19	14	5	16	0	41	0	17	0	2	14	129
Geauga	0	6	17	73	51	24	10	86	0	8	0	19	84	378
Greene	0	0	3	122	17	9	0	189	0	9	0	19	58	426
Guernsey	0	6	23	8	5	20	1	15	1	0	0	5	15	99
Hamilton	9	23	181	1,187	112	1,372	1	754	0	520	0	69	494	4,722
Hancock	2	17	30	29	72	0	1	45	3	55	0	2	36	292
Hardin	1	0	6	25	3	0	0	14	0	0	0	5	17	71
Harrison	0	6	11	11	0	0	0	16	0	0	0	0	3	47
Henry	0	2	12	21	0	0	0	5	0	0	0	1	35	76
Highland	0	3	40	23	19	0	0	125	0	2	0	6	21	239
Hocking	15	3	87	41	0	0	0	14	0	2	0	6	2	170
Holmes	2	2	19	10	0	0	0	30	0	0	0	2	11	76
Huron	2	1	13	28	7	0	0	54	0	4	0	6	29	144
Jackson	0	1	41	0	1	0	0	54	0	4	0	2	7	110
Jefferson	1	14	23	106	2	0	5	65	0	15	1	17	106	355
Knox	1	3	10	25	2	0	0	0	0	2	0	2	99	144
Lake	3	4	73	82	239	210	1	389	0	27	0	49	131	1,208
Lawrence	0	0	6	57	21	141	0	22	0	8	0	4	79	338

Courts of Common Pleas – General Division
Other Civil Terminations
2012

County	Jury Trial	Court Trial	Settled or Dismissed Pre Trial	Dismissal	For Want of Prosecution	Magistrate	Diversion or Arbitration	Default	Unavailability of Party	Transferred Out	Private Judge Referral	Bankruptcy Stay/ Interlocutory Appeal	Other Terminations	Total Terminations
Licking	3	4	14	139	1	114	1	138	0	19	0	24	119	576
Logan	2	4	17	97	0	32	3	32	0	4	0	7	24	222
Lorain	0	15	297	429	11	101	2	676	9	26	0	68	210	1,844
Lucas	2	12	196	454	90	0	2	468	2	178	4	72	879	2,359
Madison	0	3	2	37	0	0	0	8	0	2	0	6	56	114
Mahoning	2	8	250	813	0	397	1	459	0	47	0	57	100	2,134
Marion	4	129	49	49	15	0	0	103	0	24	0	7	38	418
Medina	8	1	308	68	4	33	0	97	0	51	0	29	155	754
Meigs	0	2	3	8	2	0	0	15	0	1	0	1	16	48
Mercer	0	0	10	2	9	0	2	15	1	0	0	2	16	57
Miami	2	5	13	64	7	155	0	76	0	12	0	5	57	396
Monroe	0	0	3	17	0	0	0	32	0	0	0	3	3	58
Montgomery	2	6	258	1,075	20	21	0	1,402	0	83	1	74	369	3,311
Morgan	2	4	12	31	4	0	0	43	0	0	0	3	7	106
Morrow	0	1	34	5	7	0	0	25	0	5	0	7	12	96
Muskingum	1	3	46	29	1	0	0	75	0	7	0	6	11	179
Noble	0	9	3	52	0	0	0	9	0	4	0	2	9	88
Ottawa	0	2	12	60	39	0	0	155	0	1	0	7	120	396
Paulding	11	0	0	18	0	0	0	38	0	0	0	2	6	75
Perry	1	7	18	9	0	13	2	17	0	2	0	4	17	90
Pickaway	2	1	73	1	2	24	0	96	4	7	0	2	2	214
Pike	1	4	39	8	1	0	0	53	0	2	0	2	23	133
Portage	3	0	128	91	3	52	5	192	0	14	0	23	71	582
Preble	1	3	34	27	15	0	0	54	0	3	0	3	44	184
Putnam	0	7	0	17	0	7	0	0	0	2	0	0	5	38
Richland	2	6	106	77	90	86	0	194	0	9	0	22	84	676
Ross	1	5	50	82	1	78	3	50	0	20	1	8	47	346
Sandusky	0	0	3	79	0	0	5	152	0	8	0	11	24	282
Scioto	2	23	30	81	14	0	2	98	0	13	1	9	193	466
Seneca	0	1	23	15	3	67	0	31	0	1	0	4	21	166
Shelby	2	6	10	13	14	0	0	51	0	1	0	7	7	111
Stark	4	11	263	63	96	1	42	360	0	49	0	36	136	1,061
Summit	8	15	324	385	109	237	46	690	0	143	0	82	324	2,363
Trumbull	8	86	445	162	0	3	3	358	2	40	0	39	81	1,227
Tuscarawas	0	45	113	62	122	1	0	294	3	5	0	30	70	745
Union	0	5	9	28	6	0	0	29	0	5	0	6	25	113
Van Wert	0	0	15	26	5	1	0	83	0	1	0	8	6	145
Vinton	0	1	9	1	0	0	0	10	0	2	0	0	4	27
Warren	3	16	139	178	12	0	0	331	0	6	0	24	166	875
Washington	3	20	47	28	4	0	0	60	0	6	0	17	38	223
Wayne	1	4	100	29	7	0	1	94	0	3	0	16	50	305
Williams	0	1	11	15	0	0	0	46	0	4	0	4	0	81
Wood	2	2	51	44	41	0	9	110	0	4	0	17	52	332
Wyandot	0	2	5	7	2	11	0	6	0	0	0	2	10	45
Statewide	167	882	5,809	12,998	1,608	5,727	202	16,677	57	3,237	10	1,813	9,299	58,486

Courts of Common Pleas – General Division
Criminal Overall Caseloads
2012

County	Cases Pending January 1	New Filings	Reactivations and Transfers	Total Cases	Total Terminations	Clearance Rate	Cases Pending December 31	Cases Pending Beyond Time Guidelines
Adams	61	232	20	313	189	75%	124	8
Allen	123	412	19	554	468	109%	86	2
Ashland	49	135	9	193	159	110%	34	6
Ashtabula	174	697	112	983	639	79%	344	54
Athens	178	359	155	692	488	95%	204	60
Auglaize	41	213	31	285	226	93%	59	5
Belmont	129	330	19	478	330	95%	148	55
Brown	80	314	32	426	359	104%	67	6
Butler	693	2,061	1,550	4,304	3,739	104%	565	23
Carroll	37	129	15	181	152	106%	29	2
Champaign	61	254	54	369	303	98%	66	0
Clark	267	961	220	1,448	1,162	98%	286	17
Clermont	242	848	340	1,430	1,236	104%	194	11
Clinton	133	419	10	562	403	94%	159	6
Columbiana	205	218	46	469	328	124%	141	36
Coshocton	41	120	8	169	116	91%	53	4
Crawford	114	236	3	353	241	101%	112	13
Cuyahoga	3,836	12,505	2,007	18,348	14,837	102%	3,511	580
Darke	80	195	16	291	233	110%	58	0
Defiance	120	294	0	414	311	106%	103	0
Delaware	292	592	124	1,008	823	115%	185	20
Erie	234	426	146	806	606	106%	200	34
Fairfield	181	560	50	791	563	92%	228	53
Fayette	81	246	4	331	257	103%	74	0
Franklin	3,205	6,526	2,173	11,904	8,571	99%	3,333	510
Fulton	56	63	83	202	158	108%	44	3
Gallia	84	162	5	251	164	98%	87	6
Geauga	56	152	28	236	164	91%	72	5
Greene	229	606	39	874	666	103%	208	11
Guernsey	58	158	37	253	180	92%	73	12
Hamilton	2,416	6,986	1,934	11,336	9,015	101%	2,321	497
Hancock	153	302	21	476	321	99%	155	29
Hardin	124	254	18	396	258	95%	138	11
Harrison	69	102	9	180	133	120%	47	4
Henry	57	126	0	183	116	92%	67	12
Highland	36	227	10	273	230	97%	43	0
Hocking	94	196	2	292	287	145%	5	0
Holmes	18	177	0	195	147	83%	48	0
Huron	69	207	13	289	228	104%	61	3
Jackson	74	110	55	239	155	94%	84	20
Jefferson	95	222	12	329	260	111%	69	4
Knox	92	211	7	310	209	96%	101	19
Lake	134	536	40	710	578	100%	132	4
Lawrence	61	356	6	423	372	103%	51	6

Courts of Common Pleas – General Division
Criminal Overall Caseloads
2012

County	Cases Pending January 1	New Filings	Reactivations and Transfers	Total Cases	Total Terminations	Clearance Rate	Cases Pending December 31	Cases Pending Beyond Time Guidelines
Licking	192	645	107	944	740	98%	204	14
Logan	83	271	19	373	265	91%	108	8
Lorain	1,097	1,635	476	3,208	1,987	94%	1,221	479
Lucas	565	1,909	150	2,624	2,169	105%	455	33
Madison	61	149	6	216	184	119%	32	3
Mahoning	682	1,221	459	2,362	1,647	98%	715	285
Marion	201	579	273	1,053	871	102%	182	6
Medina	275	699	159	1,133	864	101%	269	0
Meigs	73	145	44	262	139	74%	123	0
Mercer	75	129	20	224	184	123%	40	9
Miami	89	338	27	454	353	97%	101	4
Monroe	44	78	1	123	79	100%	44	11
Montgomery	824	3,522	529	4,875	4,106	101%	769	95
Morgan	40	49	24	113	83	114%	30	5
Morrow	90	152	57	299	170	81%	129	58
Muskingum	78	269	12	359	285	101%	74	3
Noble	31	55	24	110	72	91%	38	13
Ottawa	70	167	1	238	160	95%	78	9
Paulding	33	201	25	259	201	89%	58	16
Perry	45	90	8	143	102	104%	41	0
Pickaway	49	307	14	370	313	98%	57	0
Pike	124	258	234	616	454	92%	162	43
Portage	461	884	172	1,517	1,132	107%	385	63
Preble	91	420	50	561	410	87%	151	23
Putnam	29	2	84	115	79	92%	36	8
Richland	242	790	159	1,191	924	97%	267	17
Ross	287	527	114	928	683	107%	245	43
Sandusky	114	288	52	454	339	100%	115	26
Scioto	186	598	78	862	634	94%	228	19
Seneca	93	246	10	349	229	89%	120	6
Shelby	93	216	9	318	285	127%	33	0
Stark	183	1,334	43	1,560	1,436	104%	124	0
Summit	1,006	3,822	842	5,670	4,626	99%	1,044	90
Trumbull	298	726	2	1,026	732	101%	294	94
Tuscarawas	109	353	59	521	400	97%	121	11
Union	99	313	35	447	317	91%	130	24
Van Wert	38	222	5	265	200	88%	65	6
Vinton	54	116	2	172	124	105%	48	7
Warren	253	769	113	1,135	878	100%	257	17
Washington	119	273	320	712	579	98%	133	13
Wayne	158	435	22	615	442	97%	173	18
Williams	58	214	18	290	217	94%	73	4
Wood	274	618	102	994	672	93%	322	60
Wyandot	38	83	32	153	101	88%	52	14
Statewide	23,736	66,552	14,474	104,762	81,247	100%	23,515	3,808

Courts of Common Pleas – General Division
Criminal Terminations
2012



County	Jury Trial	Court Trial	Settled or Dismissed Pre Trial	Dismissal	Dismissal for Lack of Speedy Trial	Diversion or Arbitration	Guilty or No Contest Plea to Original Charge	Guilty or No Contest Plea to Reduced Charge	Unavailability of Party	Transferred Out	Bankruptcy Stay/ Interlocutory Appeal	Other Terminations	Total Terminations
Adams	8	0	6	9	0	5	76	54	18	9	0	4	189
Allen	10	1	0	13	0	26	137	270	8	3	0	0	468
Ashland	3	0	2	18	0	0	25	106	2	0	0	3	159
Ashtabula	21	2	1	103	0	1	124	245	118	16	1	7	639
Athens	5	0	8	10	0	117	206	23	36	53	0	30	488
Auglaize	4	0	3	9	0	8	42	107	30	17	0	6	226
Belmont	2	0	0	81	0	0	149	19	11	45	0	23	330
Brown	7	1	21	17	0	153	38	87	26	0	0	9	359
Butler	25	8	1	134	0	38	483	1,014	1,383	480	1	172	3,739
Carroll	0	0	7	3	0	2	68	57	12	2	0	1	152
Champaign	7	0	0	59	0	0	47	152	38	0	0	0	303
Clark	18	4	225	14	3	1	220	399	206	41	0	31	1,162
Clermont	4	3	17	52	0	119	167	541	113	131	0	89	1,236
Clinton	6	0	5	49	0	52	92	179	17	2	0	1	403
Columbiana	4	0	0	12	0	0	179	68	46	9	1	9	328
Coshocton	1	0	0	0	0	0	64	38	4	3	0	6	116
Crawford	6	0	24	1	0	31	139	36	4	0	0	0	241
Cuyahoga	246	146	3	1,022	10	1,092	1,643	9,061	677	472	1	464	14,837
Darke	4	1	0	10	0	34	58	110	15	0	1	0	233
Defiance	0	0	1	26	0	0	146	124	6	0	0	8	311
Delaware	19	6	78	6	0	172	118	315	78	19	0	12	823
Erie	5	1	8	19	1	34	54	355	23	74	1	31	606
Fairfield	5	1	57	6	0	41	8	354	59	28	0	4	563
Fayette	11	2	3	26	0	11	180	15	7	1	0	1	257
Franklin	104	31	288	14	2	99	1,442	4,305	734	1,528	1	23	8,571
Fulton	3	1	8	2	0	0	41	99	3	0	0	1	158
Gallia	3	0	47	3	0	0	71	13	22	5	0	0	164
Geauga	2	0	3	1	2	5	26	92	29	0	0	4	164
Greene	10	2	12	15	0	97	410	73	31	13	1	2	666
Guernsey	1	1	4	0	0	0	56	71	23	5	0	19	180
Hamilton	77	164	3	482	0	274	1,324	3,695	1,328	1,618	1	49	9,015
Hancock	4	2	3	1	6	27	183	74	9	11	0	1	321
Hardin	4	2	0	15	0	10	47	139	24	1	0	16	258
Harrison	2	0	17	4	0	0	56	44	9	0	0	1	133
Henry	2	0	1	20	0	0	41	51	0	0	0	1	116
Highland	2	0	14	9	0	4	92	68	17	0	0	24	230
Hocking	3	0	1	19	0	0	42	108	22	0	0	92	287
Holmes	1	5	2	9	0	0	110	1	1	0	0	18	147
Huron	4	0	0	12	0	17	55	121	18	1	0	0	228
Jackson	0	0	58	1	0	0	62	5	21	6	0	2	155
Jefferson	8	0	1	8	0	4	179	40	6	4	1	9	260
Knox	2	2	1	24	1	23	44	103	0	0	0	9	209
Lake	20	0	7	11	0	19	272	186	48	13	0	2	578
Lawrence	2	0	1	53	0	2	282	26	0	2	0	4	372

Courts of Common Pleas – General Division
Criminal Terminations
2012

County	Jury Trial	Court Trial	Settled or Dismissed Pre Trial	Dismissal	Dismissal for Lack of Speedy Trial	Diversion or Arbitration	Guilty or No Contest Plea to Original Charge	Guilty or No Contest Plea to Reduced Charge	Unavailability of Party	Transferred Out	Bankruptcy Stay/ Interlocutory Appeal	Other Terminations	Total Terminations
Licking	14	7	6	23	0	52	482	40	42	10	3	61	740
Logan	6	0	0	8	0	29	38	139	16	0	0	29	265
Lorain	17	16	3	82	0	63	964	319	408	80	0	35	1,987
Lucas	46	6	107	215	0	12	354	1,172	130	51	0	76	2,169
Madison	0	0	1	26	0	0	129	20	3	0	0	5	184
Mahoning	20	6	1	107	0	153	744	197	130	139	81	69	1,647
Marion	5	0	0	25	1	56	229	304	236	11	1	3	871
Medina	26	2	8	43	0	96	430	139	76	23	4	17	864
Meigs	0	0	7	4	2	0	61	56	6	0	0	3	139
Mercer	0	0	0	0	7	27	34	101	13	2	0	0	184
Miami	4	2	0	29	0	2	252	14	31	8	0	11	353
Monroe	0	0	1	23	0	0	44	9	0	0	0	2	79
Montgomery	38	11	0	102	0	671	2,820	129	252	30	29	24	4,106
Morgan	0	3	1	11	0	2	49	0	9	0	0	8	83
Morrow	3	0	7	11	2	13	43	25	41	18	0	7	170
Muskingum	6	2	12	0	0	0	148	108	4	3	1	1	285
Noble	1	1	0	5	0	0	22	33	0	1	0	9	72
Ottawa	4	0	1	6	1	40	0	97	10	0	1	0	160
Paulding	1	0	0	17	0	0	52	20	7	91	0	13	201
Perry	0	0	0	0	0	0	49	31	11	0	0	11	102
Pickaway	2	0	40	15	0	0	190	57	5	0	0	4	313
Pike	0	1	86	17	0	35	103	14	104	1	0	93	454
Portage	11	3	0	48	0	76	462	310	135	85	0	2	1,132
Preble	2	3	4	0	0	17	60	118	17	1	0	188	410
Putnam	0	0	0	4	0	0	17	53	0	0	0	5	79
Richland	24	2	31	10	1	77	431	243	69	8	0	28	924
Ross	22	1	1	55	2	23	392	10	83	55	2	37	683
Sandusky	3	0	1	85	2	68	135	31	1	12	0	1	339
Scioto	13	0	0	82	0	13	182	206	68	35	0	35	634
Seneca	12	1	0	16	0	6	168	17	6	0	0	3	229
Shelby	3	0	0	24	0	0	35	205	4	2	0	12	285
Stark	38	3	13	10	1	6	1,072	181	106	5	1	0	1,436
Summit	102	16	152	9	0	239	1,074	2,129	813	91	0	1	4,626
Trumbull	5	0	0	33	0	0	366	234	63	18	0	13	732
Tuscarawas	9	3	1	22	4	62	203	40	26	2	1	27	400
Union	2	0	0	15	1	0	92	93	0	19	0	95	317
Van Wert	2	0	18	2	1	7	99	62	4	5	0	0	200
Vinton	1	0	19	0	0	6	9	67	20	0	0	2	124
Warren	19	10	0	49	1	0	221	386	123	1	0	68	878
Washington	9	56	52	54	1	0	158	34	64	10	1	140	579
Wayne	5	6	11	3	1	24	146	177	47	17	0	5	442
Williams	1	1	6	7	0	14	95	84	7	2	0	0	217
Wood	11	3	22	8	0	66	241	206	80	1	0	34	672
Wyandot	2	0	1	5	0	3	32	43	6	0	0	9	101
Statewide	1,164	551	1,554	3,712	53	4,476	22,225	30,996	8,558	5,449	135	2,374	81,247



COURTS OF COMMON PLEAS
DOMESTIC RELATIONS DIVISION





Courts of Common Pleas – Domestic Relations Division
 Composite Report for Entire State
 2012

	Marriage Terminations With Children	Marriage Terminations Without Children	Marriage Dissolutions With Children	Marriage Dissolutions Without Children	Change of Custody	Enforcement or Modification of Visitation	Enforcement or Modification of Support	Domestic Violence	U.I.F.S.A.	Parentage	All Others	Total
Cases Pending Beginning of Year	8,886	5,904	1,112	1,214	2,759	1,366	8,579	1,562	288	688	2,799	35,157
New Cases Filed	13,415	13,228	7,759	10,034	492	141	1,704	18,194	1,129	1,837	593	68,526
Transferred in, Reactivated or Redesignated Cases	1,722	906	269	133	6,598	3,292	29,314	1,745	129	150	12,989	57,247
Total Cases	24,023	20,038	9,140	11,381	9,849	4,799	39,597	21,501	1,546	2,675	16,381	160,930
Cases Terminated By:												
Judge: Default, Uncontested, Dissolution	5,607	6,980	4,251	6,127	796	171	2,142	1,213	235	141	662	28,325
Magistrate: Default, Uncontested, Dissolution	2,496	2,249	2,781	3,072	1,270	574	5,819	1,369	256	848	1,280	22,014
Trial by Judge	1,694	1,017	53	50	395	242	1,455	886	21	7	984	6,804
Trial by Magistrate	1,805	1,152	52	35	2,044	1,200	9,191	6,782	233	374	2,972	25,840
Voluntary Dismissal	1,466	1,207	205	235	629	308	2,998	3,519	127	186	1,474	12,354
Mediation/Conciliation	638	222	7	3	147	104	123	22	1	49	50	1,366
Bankruptcy Stay or Interlocutory Appeal	281	113	8	4	14	7	43	3	0	9	89	571
Transferred Out	314	211	51	69	39	18	48	318	3	8	39	1,118
Referred to Private Judge	122	200	366	391	0	1	4	3	0	0	4	1,091
Unavailability of Party for Trial	91	57	5	9	53	25	1,664	833	53	71	529	3,390
All Other Terminations	956	807	401	282	1,753	789	7,899	5,157	351	280	5,163	23,838
Total Terminations	15,470	14,215	8,180	10,277	7,140	3,439	31,386	20,105	1,280	1,973	13,246	126,711
Cases Pending End of Year	8,553	5,823	960	1,104	2,709	1,360	8,211	1,396	266	702	3,135	34,219
Time Guideline (Months)	18	12	3	3	9	9	12	1	3	12	6	X
Cases Pending End of Year Beyond Time Guideline	316	353	33	26	367	192	391	624	99	57	628	3,086

Courts of Common Pleas – Domestic Relations Division
Overall Caseloads
2012

County	Judges	-----Population-----		New Filings, Transfers, -----and Reactivations-----			-----Terminations-----			Clearance Rate
		Total	Per Judge	Total	Per Judge	Per 1,000 Population	Total	Per Judge	Per 1,000 Population	
The judges of the following counties have domestic relations jurisdiction exclusively										
Allen	1	106,331	106,331	1,446	1,446	14	1,450	1,450	14	100%
Butler	2	368,130	184,065	7,651	3,826	21	7,724	3,862	21	101%
Clermont	1	197,363	197,363	3,052	3,052	15	3,027	3,027	15	99%
Cuyahoga	5	1,280,122	256,024	8,587	1,717	7	8,512	1,702	7	99%
Fairfield	1	146,156	146,156	3,612	3,612	25	3,594	3,594	25	100%
Greene	1	161,573	161,573	1,299	1,299	8	1,274	1,274	8	98%
Hamilton	3	802,374	267,458	6,061	2,020	8	6,232	2,077	8	103%
Lake	1	230,041	230,041	2,002	2,002	9	2,011	2,011	9	100%
Licking	2	166,492	83,246	2,966	1,483	18	2,950	1,475	18	99%
Lucas	2	441,815	220,908	4,146	2,073	9	4,268	2,134	10	103%
Mahoning	1	238,823	238,823	2,061	2,061	9	2,038	2,038	9	99%
Medina	1	172,332	172,332	3,978	3,978	23	3,832	3,832	22	96%
Montgomery	2	535,153	267,577	5,554	2,777	10	5,805	2,903	11	105%
Muskingum	1	86,074	86,074	2,477	2,477	29	2,751	2,751	32	111%
Portage	1	161,419	161,419	1,779	1,779	11	1,787	1,787	11	100%
Richland	1	124,475	124,475	4,098	4,098	33	3,771	3,771	30	92%
Scioto	1	79,499	79,499	1,425	1,425	18	1,427	1,427	18	100%
Summit	2	541,781	270,891	5,359	2,680	10	5,489	2,745	10	102%
Warren	1	212,693	212,693	2,806	2,806	13	2,809	2,809	13	100%
The judges of the following counties also have general jurisdiction										
Ashland	1	53,139	53,139	630	630	12	645	645	12	102%
Ashtabula	3	101,497	33,832	810	270	8	796	265	8	98%
Athens	2	64,757	32,379	503	252	8	577	289	9	115%
Belmont	2	70,400	35,200	688	344	10	637	319	9	93%
Brown	1	44,846	44,846	837	837	19	835	835	19	100%
Carroll	1	28,836	28,836	203	203	7	205	205	7	101%
Clinton	1	42,040	42,040	522	522	12	503	503	12	96%
Columbiana	2	107,841	53,921	1,661	831	15	1,615	808	15	97%
Coshocton	1	36,901	36,901	575	575	16	583	583	16	101%
Crawford	1	43,784	43,784	477	477	11	522	522	12	109%
Darke	1	52,959	52,959	519	519	10	502	502	9	97%
Defiance	1	39,037	39,037	315	315	8	313	313	8	99%
Delaware	2	174,214	87,107	1,144	572	7	1,143	572	7	100%
Fayette	1	29,030	29,030	494	494	17	486	486	17	98%
Fulton	1	42,698	42,698	348	348	8	365	365	9	105%
Gallia	1	30,934	30,934	347	347	11	345	345	11	99%
Geauga	2	93,389	46,695	585	293	6	583	292	6	100%
Guernsey	1	40,087	40,087	531	531	13	543	543	14	102%
Hancock	2	74,782	37,391	728	364	10	753	377	10	103%
Hardin	1	32,058	32,058	227	227	7	227	227	7	100%
Harrison	1	15,864	15,864	242	242	15	233	233	15	96%
Highland	1	43,589	43,589	383	383	9	413	413	9	108%
Hocking	1	29,380	29,380	307	307	10	301	301	10	98%
Holmes	1	42,366	42,366	184	184	4	175	175	4	95%
Huron	1	59,626	59,626	662	662	11	679	679	11	103%
Jackson	1	33,225	33,225	333	333	10	375	375	11	113%
Jefferson	2	69,709	34,855	472	236	7	493	247	7	104%
Knox	1	60,921	60,921	599	599	10	603	603	10	101%

Courts of Common Pleas – Domestic Relations Division
Overall Caseloads
2012

County	Judges	-----Population-----		New Filings, Transfers, -----and Reactivations-----			-----Terminations-----			Clearance Rate
		Total	Per Judge	Total	Per Judge	Per 1,000 Population	Total	Per Judge	Per 1,000 Population	
Lawrence	2	62,450	31,225	789	395	13	871	436	14	110%
Madison	1	43,435	43,435	272	272	6	279	279	6	103%
Meigs	1	23,770	23,770	366	366	15	406	406	17	111%
Mercer	1	40,814	40,814	324	324	8	318	318	8	98%
Miami	2	102,506	51,253	1,131	566	11	1,159	580	11	102%
Monroe	1	14,642	14,642	135	135	9	121	121	8	90%
Ottawa	1	41,428	41,428	244	244	6	257	257	6	105%
Paulding	1	19,614	19,614	162	162	8	142	142	7	88%
Perry	1	36,058	36,058	375	375	10	367	367	10	98%
Pickaway	1	55,698	55,698	348	348	6	344	344	6	99%
Pike	1	28,709	28,709	405	405	14	429	429	15	106%
Preble	1	42,270	42,270	415	415	10	428	428	10	103%
Putnam	1	34,499	34,499	185	185	5	177	177	5	96%
Ross	2	78,064	39,032	675	338	9	703	352	9	104%
Sandusky	2	60,944	30,472	741	371	12	724	362	12	98%
Seneca	2	56,745	28,373	465	233	8	488	244	9	105%
Shelby	1	49,423	49,423	370	370	7	356	356	7	96%
Tuscarawas	2	92,582	46,291	1,014	507	11	1,069	535	12	105%
Union	1	52,300	52,300	323	323	6	332	332	6	103%
Van Wert	1	28,744	28,744	261	261	9	261	261	9	100%
Vinton	1	13,435	13,435	144	144	11	141	141	10	98%
Washington	2	61,778	30,889	1,050	525	17	1,045	523	17	100%
Wayne	2	114,520	57,260	535	268	5	546	273	5	102%
Williams	1	37,642	37,642	304	304	8	264	264	7	87%
Wood	3	125,488	41,829	1,153	384	9	1,134	378	9	98%
The judges of the following counties also have juvenile jurisdiction										
Clark	1	138,333	138,333	2,013	2,013	15	1,956	1,956	14	97%
Franklin	5	1,163,414	232,683	12,119	2,424	10	12,157	2,431	10	100%
Henry	1	28,215	28,215	148	148	5	224	224	8	151%
Lorain	3	301,356	100,452	2,529	843	8	2,515	838	8	99%
Stark	3	375,586	125,195	5,146	1,715	14	5,192	1,731	14	101%
Trumbull	2	210,312	105,156	1,796	898	9	1,852	926	9	103%
The judges of the following counties also have probate and juvenile jurisdiction										
Auglaize	1	45,949	45,949	292	292	6	303	303	7	104%
Champaign	2	40,097	20,049	576	288	14	603	302	15	105%
Logan	2	45,858	22,929	761	381	17	794	397	17	104%
Marion	2	66,501	33,251	784	392	12	790	395	12	101%
The judges of the following counties also have general, probate, and juvenile jurisdiction										
Adams	1	28,550	28,550	331	331	12	334	334	12	101%
Morgan	1	15,054	15,054	249	249	17	242	242	16	97%
Morrow	2	34,827	17,414	236	118	7	236	118	7	100%
Noble	1	14,645	14,645	116	116	8	94	94	6	81%
Wyandot	1	22,615	22,615	151	151	7	162	162	7	107%
The judges of the following county also have general and probate jurisdiction										
Erie	3	77,079	25,693	655	218	8	695	232	9	106%
Statewide	133	11,536,504	86,741	125,773	946	11	126,711	953	11	101%

All population data from 2010 U.S. Census.

Courts of Common Pleas – Domestic Relations Division
Overall Terminations
2012

County	Uncontested Judge	Uncontested Magistrate	Trial by Judge	Trial by Magistrate	Voluntary Dismissal	Mediation/Conciliation	Bankruptcy Stay/ Interlocutory Appeal	Transferred Out	Private Judge	Unavailability of Party	Other Terminations	Total Terminations
The judges of the following counties have domestic relations jurisdiction exclusively												
Allen	308	279	34	97	195	0	1	1	0	12	523	1,450
Butler	1,174	31	451	2,217	991	2	47	10	0	591	2,210	7,724
Clermont	86	403	383	1,625	369	62	2	2	0	64	31	3,027
Cuyahoga	2,920	539	436	2,239	1,247	229	64	463	0	280	95	8,512
Fairfield	893	664	210	187	379	9	16	11	16	143	1,066	3,594
Greene	313	472	49	164	199	13	4	0	0	29	31	1,274
Hamilton	2,042	85	950	1,846	420	37	24	11	0	310	507	6,232
Lake	364	0	10	760	209	163	23	0	0	0	482	2,011
Licking	395	722	43	994	515	86	22	17	10	93	53	2,950
Lucas	1,010	481	402	1,454	188	46	19	1	0	0	667	4,268
Mahoning	496	383	63	782	38	26	4	4	0	3	239	2,038
Medina	459	987	272	1,257	325	167	49	45	0	229	42	3,832
Montgomery	1,311	1,335	425	935	687	47	46	55	0	42	922	5,805
Muskingum	1,414	393	75	290	505	5	2	5	0	16	46	2,751
Portage	276	90	134	241	92	0	0	0	0	0	954	1,787
Richland	374	1,943	25	254	259	0	0	0	0	364	552	3,771
Scioto	361	617	7	48	203	44	3	5	0	77	62	1,427
Summit	964	1,246	14	1,587	155	0	12	10	0	43	1,458	5,489
Warren	585	68	71	1,244	160	0	17	2	0	156	506	2,809
The judges of the following counties also have general jurisdiction												
Ashland	269	225	0	71	54	4	2	0	0	2	18	645
Ashtabula	89	412	16	5	81	17	9	2	0	9	156	796
Athens	4	80	21	291	60	2	3	6	0	1	109	577
Belmont	4	448	0	10	82	0	0	2	0	18	73	637
Brown	19	176	8	262	136	0	7	3	0	55	169	835
Carroll	137	0	28	0	25	0	0	4	1	2	8	205
Clinton	0	104	31	224	56	0	0	0	0	1	87	503
Columbiana	0	1,030	13	428	36	17	2	5	1	11	72	1,615
Coshocton	46	99	23	25	44	3	3	1	0	1	338	583
Crawford	7	220	4	115	53	32	0	1	0	3	87	522
Darke	86	164	34	79	118	0	3	0	0	5	13	502
Defiance	141	54	7	77	29	0	0	0	0	0	5	313
Delaware	32	415	13	222	123	12	7	44	90	17	168	1,143
Fayette	120	153	40	100	31	2	5	2	1	9	23	486
Fulton	63	95	38	84	30	8	0	2	0	1	44	365
Gallia	57	56	2	109	40	0	0	3	0	6	72	345
Geauga	3	348	1	75	70	4	11	8	0	6	57	583
Guernsey	2	196	2	159	36	9	0	0	0	10	129	543
Hancock	10	327	12	126	153	11	7	1	0	11	95	753
Hardin	2	78	0	28	45	1	4	3	0	10	56	227
Harrison	125	0	79	0	19	0	0	0	0	5	5	233
Highland	8	82	2	210	72	0	2	0	0	11	26	413
Hocking	82	1	6	117	29	0	0	1	0	2	63	301
Holmes	46	1	79	0	17	0	1	1	0	0	30	175
Huron	0	99	5	244	34	0	4	1	0	21	271	679
Jackson	6	79	15	147	57	0	0	4	18	6	43	375
Jefferson	219	3	64	49	88	1	2	10	2	8	47	493
Knox	0	238	14	73	26	0	2	0	0	1	249	603

Courts of Common Pleas – Domestic Relations Division
Overall Terminations
2012

County	Uncontested Judge	Uncontested Magistrate	Trial by Judge	Trial by Magistrate	Voluntary Dismissal	Mediation/Conciliation	Bankruptcy Stay/ Interlocutory Appeal	Transferred Out	Private Judge	Unavailability of Party	Other Terminations	Total Terminations
Lawrence	329	239	3	14	50	0	1	2	0	0	233	871
Madison	65	23	8	110	68	0	0	4	0	0	1	279
Meigs	81	72	63	111	39	2	0	1	0	0	37	406
Mercer	5	67	0	115	22	0	0	2	0	9	98	318
Miami	119	312	0	137	212	12	14	3	0	3	347	1,159
Monroe	74	0	2	0	20	0	0	1	0	0	24	121
Ottawa	3	61	0	1	5	3	3	0	0	0	181	257
Paulding	69	2	0	0	24	0	0	0	0	0	47	142
Perry	77	24	7	104	24	7	4	1	0	1	118	367
Pickaway	0	195	0	106	24	1	2	1	1	7	7	344
Pike	375	0	0	0	36	0	2	2	0	8	6	429
Preble	4	135	2	80	27	1	3	0	0	3	173	428
Putnam	121	0	0	7	22	0	0	1	0	2	24	177
Ross	283	27	59	115	66	0	3	22	1	2	125	703
Sandusky	139	0	127	0	91	0	3	17	0	19	328	724
Seneca	1	296	2	85	58	2	5	0	0	16	23	488
Shelby	0	183	0	100	68	0	0	1	0	1	3	356
Tuscarawas	166	149	28	332	75	190	5	5	0	16	103	1,069
Union	77	0	131	12	59	0	2	23	0	0	28	332
Van Wert	0	224	0	0	26	2	0	1	0	6	2	261
Vinton	39	0	68	0	21	2	0	0	1	6	4	141
Washington	45	791	12	57	74	1	0	9	0	12	44	1,045
Wayne	9	289	0	93	36	3	0	2	0	1	113	546
Williams	16	207	6	0	28	0	0	5	0	2	0	264
Wood	44	602	1	208	99	24	6	1	0	20	129	1,134
The judges of the following counties also have juvenile jurisdiction												
Clark	347	33	218	939	167	5	5	0	0	37	205	1,956
Franklin	5,148	214	513	220	1,056	1	32	71	941	426	3,535	12,157
Henry	172	34	9	0	6	1	0	0	0	0	2	224
Lorain	1,012	4	15	0	234	8	10	21	0	33	1,178	2,515
Stark	251	940	292	481	94	6	17	3	0	0	3,108	5,192
Trumbull	743	124	10	505	166	8	3	2	0	0	291	1,852
The judges of the following counties also have probate and juvenile jurisdiction												
Auglaize	132	0	98	0	55	1	0	0	0	2	15	303
Champaign	264	94	79	1	65	6	1	76	0	2	15	603
Logan	54	295	129	72	97	6	10	50	8	7	66	794
Marion	471	7	95	17	124	5	1	5	0	0	65	790
The judges of the following counties also have general, probate, and juvenile jurisdiction												
Adams	4	136	5	58	55	0	1	0	0	21	54	334
Morgan	37	0	119	0	38	0	0	1	0	8	39	242
Morrow	0	16	2	170	29	4	2	7	0	0	6	236
Noble	6	0	76	0	4	0	0	1	0	0	7	94
Wyandot	59	44	14	26	9	2	1	0	0	2	5	162
The judges of the following county also have general and probate jurisdiction												
Erie	162	254	0	13	101	4	6	31	0	34	90	695
Statewide	28,325	22,014	6,804	25,840	12,354	1,366	571	1,118	1,091	3,390	23,838	126,711

Courts of Common Pleas – Domestic Relations Division
Marriage Terminations with Children Overall Caseloads
2012

County	Cases Pending January 1	New Filings	Reactivations and Transfers	Total Cases	Total Terminations	Clearance Rate	Cases Pending December 31	Cases Pending Beyond Time Guidelines
Adams	17	44	0	61	32	73%	29	0
Allen	52	122	4	178	136	108%	42	0
Ashland	36	45	9	90	59	109%	31	1
Ashtabula	110	142	20	272	142	88%	130	11
Athens	82	85	7	174	97	105%	77	7
Auglaize	15	54	3	72	46	81%	26	0
Belmont	50	75	3	128	68	87%	60	3
Brown	35	81	4	120	80	94%	40	0
Butler	213	401	27	641	450	105%	191	0
Carroll	26	41	0	67	44	107%	23	1
Champaign	25	42	27	94	76	110%	18	0
Clark	103	158	8	269	170	102%	99	1
Clermont	146	246	41	433	283	99%	150	1
Clinton	36	74	1	111	65	87%	46	2
Columbiana	94	151	6	251	147	94%	104	1
Coshocton	22	44	1	67	43	96%	24	1
Crawford	36	57	18	111	79	105%	32	3
Cuyahoga	703	1,295	388	2,386	1,699	101%	687	16
Darke	28	55	2	85	44	77%	41	0
Defiance	37	49	1	87	45	90%	42	1
Delaware	149	168	14	331	196	108%	135	6
Erie	88	93	17	198	120	109%	78	9
Fairfield	175	204	21	400	239	106%	161	15
Fayette	21	53	5	79	57	98%	22	0
Franklin	847	1,482	121	2,450	1,671	104%	779	60
Fulton	31	42	5	78	50	106%	28	2
Gallia	24	47	1	72	42	88%	30	0
Geauga	52	92	18	162	85	77%	77	4
Greene	158	211	9	378	225	102%	153	13
Guernsey	27	73	4	104	75	97%	29	0
Hamilton	489	652	42	1,183	707	102%	476	17
Hancock	67	99	12	178	113	102%	65	2
Hardin	22	31	8	61	36	92%	25	0
Harrison	17	20	0	37	25	125%	12	1
Henry	29	36	1	66	31	84%	35	0
Highland	28	52	3	83	60	109%	23	0
Hocking	18	52	0	70	36	69%	34	3
Holmes	11	19	0	30	22	116%	8	0
Huron	53	56	7	116	75	119%	41	3
Jackson	40	36	0	76	55	153%	21	1
Jefferson	56	66	5	127	88	124%	39	3
Knox	62	78	6	146	86	102%	60	1
Lake	179	238	83	500	304	95%	196	4
Lawrence	130	144	7	281	203	134%	78	2

Courts of Common Pleas – Domestic Relations Division
Marriage Terminations with Children Overall Caseloads
2012

County	Cases Pending January 1	New Filings	Reactivations and Transfers	Total Cases	Total Terminations	Clearance Rate	Cases Pending December 31	Cases Pending Beyond Time Guidelines
Licking	141	238	69	448	296	96%	152	1
Logan	43	67	7	117	61	82%	56	2
Lorain	269	337	16	622	364	103%	258	5
Lucas	493	620	46	1,159	729	109%	430	15
Madison	26	29	4	59	48	145%	11	1
Mahoning	119	236	15	370	275	110%	95	0
Marion	56	85	39	180	119	96%	61	2
Medina	183	193	68	444	282	108%	162	2
Meigs	13	31	0	44	29	94%	15	0
Mercer	23	27	4	54	40	129%	14	0
Miami	63	114	10	187	127	102%	60	0
Monroe	6	24	0	30	17	71%	13	0
Montgomery	532	703	98	1,333	865	108%	468	37
Morgan	9	19	3	31	22	100%	9	0
Morrow	47	46	13	106	68	115%	38	4
Muskingum	57	104	1	162	120	114%	42	1
Noble	4	14	2	20	9	56%	11	0
Ottawa	47	39	7	93	59	128%	34	2
Paulding	30	33	0	63	32	97%	31	7
Perry	47	61	6	114	71	106%	43	0
Pickaway	48	74	3	125	73	95%	52	0
Pike	43	48	1	92	59	120%	33	2
Portage	112	173	11	296	181	98%	115	2
Preble	49	68	1	118	67	97%	51	2
Putnam	28	37	25	90	53	85%	37	0
Richland	73	137	12	222	145	97%	77	3
Ross	71	112	8	191	121	101%	70	1
Sandusky	62	75	5	142	84	105%	58	1
Scioto	80	146	27	253	164	95%	89	5
Seneca	35	59	5	99	66	103%	33	0
Shelby	24	91	1	116	72	78%	44	0
Stark	250	403	15	668	415	99%	253	4
Summit	441	546	3	990	551	100%	439	6
Trumbull	180	239	10	429	275	110%	154	4
Tuscarawas	49	104	96	249	204	102%	45	2
Union	23	48	0	71	46	96%	25	1
Van Wert	19	34	3	56	44	119%	12	0
Vinton	10	24	0	34	21	88%	13	1
Warren	186	271	20	477	287	99%	190	3
Washington	49	88	91	228	169	94%	59	0
Wayne	100	125	1	226	142	113%	84	1
Williams	15	35	0	50	24	69%	26	1
Wood	81	130	14	225	143	99%	82	3
Wyandot	11	23	3	37	25	96%	12	0
Statewide	8,886	13,415	1,722	24,023	15,470	102%	8,553	316

Courts of Common Pleas – Domestic Relations Division
Marriage Terminations with Children Terminations
2012

County	Uncontested Judge	Uncontested Magistrate	Trial by Judge	Trial by Magistrate	Voluntary Dismissal	Mediation/Conciliation	Bankruptcy Stay/Interlocutory Appeal	Transferred Out	Private Judge	Unavailability of Party	Other Terminations	Total Terminations
Adams	1	22	1	1	5	0	1	0	0	0	1	32
Allen	100	1	15	1	13	0	0	0	0	0	6	136
Ashland	0	34	0	11	6	2	2	0	0	0	4	59
Ashtabula	29	64	3	1	17	10	6	1	0	0	11	142
Athens	0	6	2	46	14	2	1	2	0	0	24	97
Auglaize	19	0	18	0	5	1	0	0	0	0	3	46
Belmont	0	43	0	4	12	0	0	1	0	0	8	68
Brown	0	18	0	34	12	0	4	0	0	0	12	80
Butler	308	3	30	0	38	0	4	5	0	0	62	450
Carroll	28	0	8	0	7	0	0	0	0	0	1	44
Champaign	32	0	9	0	14	4	0	16	0	0	1	76
Clark	48	6	9	75	20	3	2	0	0	0	7	170
Clermont	26	5	149	46	19	34	0	0	0	1	3	283
Clinton	0	2	0	55	4	0	0	0	0	0	4	65
Columbiana	0	126	0	4	10	2	1	2	0	0	2	147
Coshocton	3	16	0	2	5	0	0	0	0	0	17	43
Crawford	0	42	0	12	5	16	0	0	0	0	4	79
Cuyahoga	567	131	168	210	227	162	40	152	0	16	26	1,699
Darke	5	26	1	8	2	0	2	0	0	0	0	44
Defiance	17	21	0	5	1	0	0	0	0	0	1	45
Delaware	6	74	0	54	23	7	5	14	5	2	6	196
Erie	41	45	0	3	8	2	5	11	0	0	5	120
Fairfield	121	48	10	9	20	5	6	1	2	1	16	239
Fayette	1	27	3	10	4	1	2	0	1	0	8	57
Franklin	1,240	2	47	5	121	0	10	12	112	33	89	1,671
Fulton	5	5	12	23	5	0	0	0	0	0	0	50
Gallia	0	10	0	21	9	0	0	1	0	0	1	42
Geauga	0	51	0	7	8	2	6	4	0	0	7	85
Greene	62	99	9	10	24	10	3	0	0	5	3	225
Guernsey	0	42	0	17	7	3	0	0	0	1	5	75
Hamilton	350	0	244	0	83	11	10	6	0	1	2	707
Hancock	0	67	4	16	5	6	3	0	0	2	10	113
Hardin	1	5	0	18	3	0	3	0	0	0	6	36
Harrison	0	0	20	0	4	0	0	0	0	0	1	25
Henry	24	0	5	0	2	0	0	0	0	0	0	31
Highland	2	1	0	44	9	0	2	0	0	1	1	60
Hocking	11	0	3	13	4	0	0	0	0	0	5	36
Holmes	0	0	18	0	2	0	1	0	0	0	1	22
Huron	0	4	1	61	3	0	2	0	0	0	4	75
Jackson	0	0	5	37	10	0	0	1	0	1	1	55
Jefferson	25	1	10	28	11	0	0	6	0	1	6	88
Knox	0	48	1	21	6	0	0	0	0	0	10	86
Lake	4	0	1	172	21	62	7	0	0	0	37	304
Lawrence	92	43	2	10	20	0	0	0	0	0	36	203

Courts of Common Pleas – Domestic Relations Division
Marriage Terminations with Children Terminations
2012

County	Uncontested Judge	Uncontested Magistrate	Trial by Judge	Trial by Magistrate	Voluntary Dismissal	Mediation/Conciliation	Bankruptcy Stay/Interlocutory Appeal	Transferred Out	Private Judge	Unavailability of Party	Other Terminations	Total Terminations
Licking	106	25	24	35	37	44	11	6	2	0	6	296
Logan	0	16	4	29	3	4	2	0	0	0	3	61
Lorain	281	0	5	0	43	3	8	5	0	2	17	364
Lucas	214	9	255	47	70	26	14	0	0	0	94	729
Madison	4	8	0	27	7	0	0	2	0	0	0	48
Mahoning	160	1	37	22	21	16	1	2	0	0	15	275
Marion	89	0	12	0	10	4	0	2	0	0	2	119
Medina	57	69	14	43	27	21	28	18	0	1	4	282
Meigs	15	0	9	0	3	0	0	0	0	0	2	29
Mercer	0	1	0	30	7	0	0	1	0	0	1	40
Miami	0	96	0	4	4	2	9	0	0	0	12	127
Monroe	14	0	0	0	3	0	0	0	0	0	0	17
Montgomery	332	83	218	21	71	31	25	16	0	7	61	865
Morgan	7	0	11	0	3	0	0	0	0	0	1	22
Morrow	0	1	1	49	7	3	1	5	0	0	1	68
Muskingum	84	7	11	7	6	2	0	0	0	0	3	120
Noble	0	0	8	0	1	0	0	0	0	0	0	9
Ottawa	0	0	0	0	2	2	3	0	0	0	52	59
Paulding	28	0	0	0	4	0	0	0	0	0	0	32
Perry	2	17	0	20	4	3	1	1	0	0	23	71
Pickaway	0	34	0	24	8	1	1	0	0	3	2	73
Pike	55	0	0	0	3	0	1	0	0	0	0	59
Portage	57	50	23	11	28	0	0	0	0	0	12	181
Preble	2	24	0	29	7	1	2	0	0	0	2	67
Putnam	36	0	0	0	5	0	0	0	0	0	12	53
Richland	49	79	0	2	5	0	0	0	0	0	10	145
Ross	42	10	16	18	14	0	2	7	0	0	12	121
Sandusky	2	0	72	0	2	0	3	2	0	2	1	84
Scioto	116	2	2	0	13	16	2	2	0	1	10	164
Seneca	0	34	0	11	12	2	4	0	0	1	2	66
Shelby	0	20	0	36	15	0	0	0	0	0	1	72
Stark	112	145	48	48	19	1	5	0	0	0	37	415
Summit	236	214	4	14	41	0	8	1	0	0	33	551
Trumbull	199	28	2	0	8	5	1	1	0	0	31	275
Tuscarawas	1	26	3	52	16	92	3	1	0	4	6	204
Union	0	0	35	2	2	0	2	3	0	0	2	46
Van Wert	0	36	0	0	5	2	0	0	0	0	1	44
Vinton	0	0	18	0	2	1	0	0	0	0	0	21
Warren	118	29	50	39	33	0	11	1	0	2	4	287
Washington	9	121	4	7	14	0	0	2	0	3	9	169
Wayne	3	58	0	48	16	3	0	1	0	0	13	142
Williams	1	19	0	0	4	0	0	0	0	0	0	24
Wood	0	84	0	33	13	7	4	0	0	0	2	143
Wyandot	8	12	0	3	0	1	1	0	0	0	0	25
Statewide	5,607	2,496	1,694	1,805	1,466	638	281	314	122	91	956	15,470

Courts of Common Pleas – Domestic Relations Division
Marriage Terminations without Children Overall Caseloads
2012

County	Cases Pending January 1	New Filings	Reactivations and Transfers	Total Cases	Total Terminations	Clearance Rate	Cases Pending December 31	Cases Pending Beyond Time Guidelines
Adams	18	36	1	55	36	97%	19	1
Allen	36	115	5	156	118	98%	38	0
Ashland	19	26	1	46	31	115%	15	1
Ashtabula	79	117	8	204	117	94%	87	15
Athens	53	88	0	141	79	90%	62	14
Auglaize	22	31	1	54	43	134%	11	0
Belmont	34	78	2	114	73	91%	41	2
Brown	33	57	3	93	65	108%	28	0
Butler	155	405	49	609	454	100%	155	0
Carroll	11	22	1	34	24	104%	10	0
Champaign	16	28	7	51	38	109%	13	2
Clark	70	174	4	248	161	90%	87	6
Clermont	95	228	6	329	235	100%	94	2
Clinton	13	46	0	59	42	91%	17	0
Columbiana	61	121	7	189	121	95%	68	4
Coshocton	25	36	2	63	47	124%	16	1
Crawford	28	47	8	83	64	116%	19	1
Cuyahoga	590	1,692	169	2,451	1,834	99%	617	11
Darke	16	44	1	61	48	107%	13	0
Defiance	28	36	0	64	49	136%	15	1
Delaware	57	98	5	160	111	108%	49	4
Erie	52	81	6	139	88	101%	51	6
Fairfield	81	149	11	241	163	102%	78	8
Fayette	26	35	3	64	48	126%	16	2
Franklin	627	1,789	162	2,578	1,978	101%	600	52
Fulton	22	38	0	60	45	118%	15	2
Gallia	17	42	0	59	40	95%	19	4
Geauga	36	69	9	114	68	87%	46	1
Greene	81	183	5	269	179	95%	90	10
Guernsey	24	72	1	97	79	108%	18	0
Hamilton	345	866	21	1,232	893	101%	339	9
Hancock	39	63	7	109	74	106%	35	1
Hardin	12	25	4	41	27	93%	14	0
Harrison	10	20	0	30	20	100%	10	2
Henry	22	28	0	50	30	107%	20	2
Highland	19	41	3	63	52	118%	11	0
Hocking	12	37	0	49	28	76%	21	2
Holmes	7	24	0	31	24	100%	7	1
Huron	22	62	10	94	61	85%	33	2
Jackson	18	57	0	75	53	93%	22	1
Jefferson	57	99	3	159	111	109%	48	4
Knox	32	60	3	95	60	95%	35	3
Lake	121	149	41	311	219	115%	92	3
Lawrence	55	115	4	174	126	106%	48	2

Courts of Common Pleas – Domestic Relations Division
Marriage Terminations without Children Overall Caseloads
2012

County	Cases Pending January 1	New Filings	Reactivations and Transfers	Total Cases	Total Terminations	Clearance Rate	Cases Pending December 31	Cases Pending Beyond Time Guidelines
Licking	88	187	12	287	195	98%	92	6
Logan	28	38	2	68	40	100%	28	3
Lorain	150	323	9	482	318	96%	164	7
Lucas	343	683	26	1,052	751	106%	301	16
Madison	11	23	0	34	23	100%	11	2
Mahoning	84	233	13	330	232	94%	98	0
Marion	47	86	3	136	101	113%	35	1
Medina	47	114	25	186	124	89%	62	0
Meigs	15	32	1	48	30	91%	18	0
Mercer	8	24	0	32	19	79%	13	1
Miami	42	112	6	160	120	102%	40	0
Monroe	4	14	0	18	12	86%	6	1
Montgomery	353	701	56	1,110	776	103%	334	39
Morgan	4	21	0	25	14	67%	11	0
Morrow	20	35	6	61	30	73%	31	3
Muskingum	63	146	3	212	169	113%	43	1
Noble	10	12	0	22	11	92%	11	2
Ottawa	25	32	2	59	32	94%	27	2
Paulding	10	23	2	35	19	76%	16	3
Perry	16	39	3	58	42	100%	16	0
Pickaway	26	63	3	92	62	94%	30	0
Pike	23	51	0	74	53	104%	21	0
Portage	76	149	12	237	152	94%	85	3
Preble	26	55	1	82	58	104%	24	1
Putnam	14	10	4	28	20	143%	8	1
Richland	50	159	7	216	160	96%	56	1
Ross	45	95	4	144	102	103%	42	1
Sandusky	35	47	6	88	62	117%	26	5
Scioto	48	131	10	189	125	89%	64	9
Seneca	17	35	1	53	40	111%	13	2
Shelby	20	50	0	70	50	100%	20	0
Stark	191	365	13	569	390	103%	179	7
Summit	319	577	6	902	582	100%	320	19
Trumbull	128	237	12	377	255	102%	122	13
Tuscarawas	29	87	62	178	159	107%	19	1
Union	11	24	1	36	24	96%	12	0
Van Wert	10	27	0	37	25	93%	12	0
Vinton	11	13	0	24	16	123%	8	0
Warren	98	188	9	295	207	105%	88	5
Washington	27	80	4	111	80	95%	31	3
Wayne	58	98	0	156	105	107%	51	5
Williams	19	52	0	71	46	88%	25	2
Wood	53	118	8	179	113	90%	66	6
Wyandot	6	10	1	17	15	136%	2	0
Statewide	5,904	13,228	906	20,038	14,215	101%	5,823	353

Courts of Common Pleas – Domestic Relations Division
Marriage Terminations without Children Terminations
2012

County	Uncontested Judge	Uncontested Magistrate	Trial by Judge	Trial by Magistrate	Voluntary Dismissal	Mediation/ Conciliation	Bankruptcy Stay/ Interlocutory Appeal	Transferred Out	Private Judge	Unavailability of Party	Other Terminations	Total Terminations
Adams	1	28	0	3	4	0	0	0	0	0	0	36
Allen	90	1	9	0	9	0	1	1	0	0	7	118
Ashland	0	19	0	8	2	0	0	0	0	0	2	31
Ashtabula	15	70	5	1	17	5	2	0	0	0	2	117
Athens	0	2	1	47	7	0	0	1	0	0	21	79
Auglaize	16	0	19	0	7	0	0	0	0	0	1	43
Belmont	1	56	0	2	5	0	0	0	0	0	9	73
Brown	16	16	1	20	4	0	1	0	0	0	7	65
Butler	315	1	17	0	28	2	3	5	0	0	83	454
Carroll	15	0	5	0	2	0	0	0	0	0	2	24
Champaign	24	0	3	0	4	0	0	5	0	0	2	38
Clark	87	5	31	4	25	1	2	0	0	0	6	161
Clermont	56	7	92	54	19	0	1	0	0	0	6	235
Clinton	0	2	0	37	2	0	0	0	0	0	1	42
Columbiana	0	113	0	1	4	1	0	0	1	0	1	121
Coshocton	1	19	1	3	5	0	0	0	0	0	18	47
Crawford	0	47	0	2	5	7	0	1	0	0	2	64
Cuyahoga	1,079	89	109	115	260	4	14	128	0	7	29	1,834
Darke	7	33	0	2	5	0	1	0	0	0	0	48
Defiance	22	17	3	4	3	0	0	0	0	0	0	49
Delaware	4	51	0	37	3	1	0	3	6	2	4	111
Erie	39	35	0	1	3	2	0	5	0	0	3	88
Fairfield	98	19	10	4	14	3	3	1	2	0	9	163
Fayette	0	19	2	18	3	0	3	1	0	1	1	48
Franklin	1,538	0	21	0	109	0	10	18	187	20	75	1,978
Fulton	9	9	9	13	4	0	0	0	0	0	1	45
Gallia	21	3	0	10	6	0	0	0	0	0	0	40
Geauga	0	40	1	6	6	0	3	2	0	1	9	68
Greene	43	96	0	1	34	2	0	0	0	0	3	179
Guernsey	0	55	0	9	7	1	0	0	0	0	7	79
Hamilton	685	0	125	0	66	7	3	0	0	0	7	893
Hancock	0	34	0	24	4	3	1	0	0	0	8	74
Hardin	1	14	0	8	0	0	1	1	0	0	2	27
Harrison	1	0	16	0	2	0	0	0	0	0	1	20
Henry	29	0	0	0	1	0	0	0	0	0	0	30
Highland	2	4	0	37	3	0	0	0	0	3	3	52
Hocking	10	1	0	15	1	0	0	0	0	0	1	28
Holmes	0	0	17	0	2	0	0	0	0	0	5	24
Huron	0	10	2	37	7	0	1	1	0	0	3	61
Jackson	0	0	2	38	9	0	0	0	3	0	1	53
Jefferson	79	1	14	2	11	0	1	1	0	1	1	111
Knox	0	33	1	17	1	0	2	0	0	0	6	60
Lake	1	0	0	153	11	24	7	0	0	0	23	219
Lawrence	83	15	1	2	6	0	1	0	0	0	18	126

Courts of Common Pleas – Domestic Relations Division
Marriage Terminations without Children Terminations
2012

County	Uncontested Judge	Uncontested Magistrate	Trial by Judge	Trial by Magistrate	Voluntary Dismissal	Mediation/Conciliation	Bankruptcy Stay/Interlocutory Appeal	Transferred Out	Private Judge	Unavailability of Party	Other Terminations	Total Terminations
Licking	75	49	6	27	23	4	5	2	0	0	4	195
Logan	8	7	9	9	3	2	0	1	0	0	1	40
Lorain	250	0	7	0	36	3	2	3	0	0	17	318
Lucas	391	20	143	29	49	19	5	1	0	0	94	751
Madison	5	6	0	6	6	0	0	0	0	0	0	23
Mahoning	140	0	20	25	16	8	1	1	0	2	19	232
Marion	89	0	5	0	2	1	0	0	0	0	4	101
Medina	21	21	5	24	20	9	3	12	0	6	3	124
Meigs	14	1	12	0	3	0	0	0	0	0	0	30
Mercer	0	2	0	16	0	0	0	0	0	0	1	19
Miami	0	93	0	2	11	2	1	0	0	1	10	120
Monroe	9	0	1	0	1	0	0	0	0	0	1	12
Montgomery	371	141	122	16	48	16	8	7	0	4	43	776
Morgan	7	0	5	0	1	0	0	0	0	0	1	14
Morrow	0	0	0	24	5	0	1	0	0	0	0	30
Muskingum	135	2	5	2	24	0	0	0	0	0	1	169
Noble	1	0	10	0	0	0	0	0	0	0	0	11
Ottawa	0	1	0	1	3	1	0	0	0	0	26	32
Paulding	16	0	0	0	1	0	0	0	0	0	2	19
Perry	16	6	0	7	3	1	1	0	0	0	8	42
Pickaway	0	31	0	19	7	0	1	0	0	1	3	62
Pike	46	0	0	0	6	0	1	0	0	0	0	53
Portage	67	35	15	6	10	0	0	0	0	0	19	152
Preble	2	31	0	11	12	0	1	0	0	0	1	58
Putnam	17	0	0	0	1	0	0	0	0	0	2	20
Richland	98	39	0	2	13	0	0	0	0	0	8	160
Ross	62	3	6	13	7	0	1	4	0	0	6	102
Sandusky	2	0	50	0	6	0	0	1	0	3	0	62
Scioto	89	5	0	0	15	8	1	1	0	0	6	125
Seneca	1	25	1	4	5	0	1	0	0	1	2	40
Shelby	0	16	0	25	9	0	0	0	0	0	0	50
Stark	101	173	30	13	17	1	9	0	0	0	46	390
Summit	259	242	0	11	34	0	2	0	0	1	33	582
Trumbull	178	32	3	0	6	2	2	0	0	0	32	255
Tuscarawas	0	20	3	42	10	74	2	2	0	0	6	159
Union	0	0	14	2	4	0	0	2	0	0	2	24
Van Wert	0	23	0	0	2	0	0	0	0	0	0	25
Vinton	0	0	13	0	2	0	0	0	1	0	0	16
Warren	108	29	14	27	20	0	3	0	0	1	5	207
Washington	2	68	0	2	6	0	0	0	0	1	1	80
Wayne	1	56	0	30	11	0	0	0	0	1	6	105
Williams	1	39	0	0	6	0	0	0	0	0	0	46
Wood	0	66	0	22	13	7	1	0	0	0	4	113
Wyandot	10	3	1	0	0	1	0	0	0	0	0	15
Statewide	6,980	2,249	1,017	1,152	1,207	222	113	211	200	57	807	14,215

Courts of Common Pleas – Domestic Relations Division
Marriage Dissolutions with Children Overall Caseloads
2012

County	Cases Pending January 1	New Filings	Reactivations and Transfers	Total Cases	Total Terminations	Clearance Rate	Cases Pending December 31	Cases Pending Beyond Time Guidelines
Adams	6	15	0	21	20	133%	1	0
Allen	12	73	0	85	77	105%	8	0
Ashland	13	59	1	73	64	107%	9	0
Ashtabula	19	79	6	104	85	100%	19	2
Athens	5	28	0	33	32	114%	1	0
Auglaize	7	32	0	39	38	119%	1	0
Belmont	7	52	0	59	55	106%	4	1
Brown	9	41	0	50	43	105%	7	1
Butler	32	240	5	277	246	100%	31	0
Carroll	5	27	0	32	32	119%	0	0
Champaign	7	47	10	64	58	102%	6	0
Clark	10	103	0	113	104	101%	9	0
Clermont	11	184	0	195	180	98%	15	1
Clinton	6	39	0	45	43	110%	2	0
Columbiana	9	85	2	96	80	92%	16	0
Coshocton	3	46	13	62	59	100%	3	0
Crawford	1	47	0	48	45	96%	3	0
Cuyahoga	74	616	29	719	631	98%	88	0
Darke	5	43	0	48	43	100%	5	0
Defiance	6	42	0	48	44	105%	4	0
Delaware	14	150	1	165	154	102%	11	0
Erie	2	21	0	23	20	95%	3	0
Fairfield	15	103	10	128	111	98%	17	1
Fayette	2	33	4	39	35	95%	4	0
Franklin	46	639	53	738	691	100%	47	2
Fulton	8	41	0	49	42	102%	7	0
Gallia	3	22	0	25	22	100%	3	0
Geauga	13	61	2	76	71	113%	5	1
Greene	17	80	0	97	87	109%	10	0
Guernsey	1	24	0	25	25	104%	0	0
Hamilton	69	383	2	454	408	106%	46	4
Hancock	8	50	2	60	51	98%	9	0
Hardin	2	28	0	30	25	89%	5	0
Harrison	1	16	0	17	13	81%	4	0
Henry	6	21	0	27	24	114%	3	0
Highland	3	48	0	51	47	98%	4	0
Hocking	0	26	3	29	25	86%	4	1
Holmes	1	18	0	19	17	94%	2	0
Huron	2	49	0	51	46	94%	5	0
Jackson	4	41	0	45	43	105%	2	0
Jefferson	3	47	0	50	48	102%	2	0
Knox	9	54	2	65	58	104%	7	1
Lake	31	175	10	216	193	104%	23	0
Lawrence	8	46	1	55	50	106%	5	1

Courts of Common Pleas – Domestic Relations Division
Marriage Dissolutions with Children Overall Caseloads
2012

County	Cases Pending January 1	New Filings	Reactivations and Transfers	Total Cases	Total Terminations	Clearance Rate	Cases Pending December 31	Cases Pending Beyond Time Guidelines
Licking	16	145	6	167	142	94%	25	0
Logan	16	47	3	66	60	120%	6	0
Lorain	21	162	2	185	164	100%	21	0
Lucas	26	204	1	231	200	98%	31	0
Madison	3	24	2	29	22	85%	7	0
Mahoning	7	104	0	111	94	90%	17	0
Marion	6	50	7	63	53	93%	10	0
Medina	46	168	1	215	186	110%	29	0
Meigs	2	33	0	35	33	100%	2	0
Mercer	1	35	1	37	33	92%	4	0
Miami	11	113	2	126	117	102%	9	0
Monroe	5	19	0	24	21	111%	3	1
Montgomery	61	331	6	398	353	105%	45	0
Morgan	0	13	1	14	12	86%	2	0
Morrow	4	24	0	28	22	92%	6	0
Muskingum	16	89	0	105	93	104%	12	0
Noble	3	13	0	16	9	69%	7	3
Ottawa	4	25	7	36	34	106%	2	0
Paulding	6	16	1	23	17	100%	6	2
Perry	4	29	2	35	29	94%	6	0
Pickaway	6	60	0	66	61	102%	5	0
Pike	4	19	0	23	21	111%	2	0
Portage	13	63	7	83	76	109%	7	0
Preble	4	33	1	38	35	103%	3	1
Putnam	8	21	10	39	33	106%	6	0
Richland	13	87	0	100	95	109%	5	0
Ross	9	78	0	87	80	103%	7	0
Sandusky	9	59	1	69	56	93%	13	5
Scioto	10	40	0	50	43	108%	7	0
Seneca	12	43	0	55	47	109%	8	0
Shelby	6	38	0	44	38	100%	6	0
Stark	68	295	3	366	338	113%	28	0
Summit	51	363	0	414	369	102%	45	0
Trumbull	18	193	5	216	199	101%	17	1
Tuscarawas	22	85	4	111	103	116%	8	0
Union	7	35	0	42	35	100%	7	1
Van Wert	4	25	0	29	25	100%	4	0
Vinton	2	16	0	18	17	106%	1	0
Warren	35	180	3	218	194	106%	24	1
Washington	10	58	33	101	93	102%	8	0
Wayne	9	91	2	102	83	89%	19	1
Williams	10	48	1	59	52	106%	7	0
Wood	7	97	1	105	93	95%	12	1
Wyandot	2	14	0	16	15	107%	1	0
Statewide	1,112	7,759	269	9,140	8,180	102%	960	33

Courts of Common Pleas – Domestic Relations Division
Marriage Dissolutions with Children Terminations
2012

County	Uncontested Judge	Uncontested Magistrate	Trial by Judge	Trial by Magistrate	Voluntary Dismissal	Mediation/Conciliation	Bankruptcy Stay/Interlocutory Appeal	Transferred Out	Private Judge	Unavailability of Party	Other Terminations	Total Terminations
Adams	0	20	0	0	0	0	0	0	0	0	0	20
Allen	7	56	0	0	11	0	0	0	0	0	3	77
Ashland	1	58	0	0	1	2	0	0	0	0	2	64
Ashtabula	3	73	0	0	4	0	0	0	0	0	5	85
Athens	1	28	0	0	0	0	0	0	0	0	3	32
Auglaize	29	0	6	0	3	0	0	0	0	0	0	38
Belmont	0	53	0	0	0	0	0	0	0	0	2	55
Brown	0	40	0	0	3	0	0	0	0	0	0	43
Butler	234	1	0	0	5	0	0	0	0	0	6	246
Carroll	31	0	0	0	1	0	0	0	0	0	0	32
Champaign	46	0	0	0	3	0	0	8	0	0	1	58
Clark	86	11	2	0	1	0	0	0	0	0	4	104
Clermont	2	175	0	1	0	0	0	0	0	0	2	180
Clinton	0	38	0	2	0	0	0	0	0	0	3	43
Columbiana	0	78	0	0	2	0	0	0	0	0	0	80
Coshocton	1	50	0	0	0	0	0	0	0	0	8	59
Crawford	0	43	0	0	0	0	0	0	0	0	2	45
Cuyahoga	492	86	0	0	23	0	0	23	0	0	7	631
Darke	4	38	0	0	1	0	0	0	0	0	0	43
Defiance	43	0	0	0	0	0	0	0	0	0	1	44
Delaware	4	86	0	1	3	0	0	2	53	0	5	154
Erie	8	8	0	0	0	0	0	0	0	0	4	20
Fairfield	84	0	0	0	2	0	0	1	9	0	15	111
Fayette	3	30	0	0	0	0	0	0	0	0	2	35
Franklin	333	0	2	1	7	0	1	1	294	3	49	691
Fulton	8	31	1	1	1	0	0	0	0	0	0	42
Gallia	0	18	0	0	2	0	0	0	0	0	2	22
Geauga	0	66	0	1	0	0	0	1	0	0	3	71
Greene	42	42	0	0	1	0	0	0	0	0	2	87
Guernsey	0	24	0	0	0	0	0	0	0	0	1	25
Hamilton	392	0	0	0	8	0	0	0	0	0	8	408
Hancock	0	42	0	1	0	0	0	0	0	0	8	51
Hardin	0	22	0	0	3	0	0	0	0	0	0	25
Harrison	12	0	0	0	1	0	0	0	0	0	0	13
Henry	21	0	1	0	0	0	0	0	0	0	2	24
Highland	1	33	0	8	1	0	0	0	0	0	4	47
Hocking	24	0	0	0	0	0	0	0	0	0	1	25
Holmes	0	0	15	0	1	0	0	0	0	0	1	17
Huron	0	40	0	2	1	0	0	0	0	0	3	46
Jackson	0	35	0	0	3	0	0	1	4	0	0	43
Jefferson	46	0	0	0	2	0	0	0	0	0	0	48
Knox	0	43	1	0	2	0	0	0	0	0	12	58
Lake	154	0	0	6	6	2	5	0	0	0	20	193
Lawrence	44	0	0	0	1	0	0	0	0	0	5	50

Courts of Common Pleas – Domestic Relations Division
Marriage Dissolutions with Children Terminations
2012

County	Uncontested Judge	Uncontested Magistrate	Trial by Judge	Trial by Magistrate	Voluntary Dismissal	Mediation/Conciliation	Bankruptcy Stay/Interlocutory Appeal	Transferred Out	Private Judge	Unavailability of Party	Other Terminations	Total Terminations
Licking	93	35	0	2	4	0	0	1	6	0	1	142
Logan	0	54	0	0	1	0	0	1	0	0	4	60
Lorain	152	0	0	0	5	0	0	0	0	0	7	164
Lucas	176	10	1	0	5	1	0	0	0	0	7	200
Madison	17	1	0	1	2	0	0	1	0	0	0	22
Mahoning	90	0	0	0	1	0	0	0	0	0	3	94
Marion	47	0	1	1	0	0	0	1	0	0	3	53
Medina	141	27	0	0	5	1	0	1	0	0	11	186
Meigs	20	6	2	1	4	0	0	0	0	0	0	33
Mercer	1	28	0	0	0	0	0	0	0	0	4	33
Miami	0	111	0	0	2	0	0	0	0	0	4	117
Monroe	19	0	0	0	2	0	0	0	0	0	0	21
Montgomery	265	64	2	0	9	0	0	2	0	0	11	353
Morgan	7	0	5	0	0	0	0	0	0	0	0	12
Morrow	0	8	0	11	2	0	0	0	0	0	1	22
Muskingum	86	1	0	0	6	0	0	0	0	0	0	93
Noble	1	0	7	0	0	0	0	0	0	0	1	9
Ottawa	0	27	0	0	0	0	0	0	0	0	7	34
Paulding	13	2	0	0	2	0	0	0	0	0	0	17
Perry	19	0	0	0	1	0	0	0	0	0	9	29
Pickaway	0	57	0	1	3	0	0	0	0	0	0	61
Pike	21	0	0	0	0	0	0	0	0	0	0	21
Portage	60	2	0	0	6	0	0	0	0	0	8	76
Preble	0	31	0	0	3	0	0	0	0	0	1	35
Putnam	25	0	0	0	4	0	0	1	0	0	3	33
Richland	54	33	0	0	0	0	0	0	0	0	8	95
Ross	71	3	0	0	4	0	0	0	0	0	2	80
Sandusky	53	0	2	0	1	0	0	0	0	0	0	56
Scioto	32	1	0	0	6	1	0	0	0	0	3	43
Seneca	0	47	0	0	0	0	0	0	0	0	0	47
Shelby	0	37	0	0	0	0	0	0	0	1	0	38
Stark	21	280	0	0	4	0	1	0	0	0	32	338
Summit	176	158	0	0	2	0	0	0	0	0	33	369
Trumbull	153	31	0	0	0	0	0	0	0	0	15	199
Tuscarawas	44	50	0	5	2	0	0	1	0	0	1	103
Union	24	0	3	0	3	0	0	4	0	0	1	35
Van Wert	0	23	0	0	2	0	0	0	0	0	0	25
Vinton	16	0	0	0	1	0	0	0	0	0	0	17
Warren	179	2	2	0	6	0	1	0	0	0	4	194
Washington	4	82	0	1	1	0	0	1	0	0	4	93
Wayne	3	65	0	4	0	0	0	0	0	0	11	83
Williams	1	50	0	0	0	0	0	0	0	1	0	52
Wood	0	87	0	1	1	0	0	0	0	0	4	93
Wyandot	11	0	0	0	2	0	0	0	0	0	2	15
Statewide	4,251	2,781	53	52	205	7	8	51	366	5	401	8,180

Courts of Common Pleas – Domestic Relations Division
Marriage Dissolutions without Children Overall Caseloads
2012

County	Cases Pending January 1	New Filings	Reactivations and Transfers	Total Cases	Total Terminations	Clearance Rate	Cases Pending December 31	Cases Pending Beyond Time Guidelines
Adams	2	25	0	27	25	100%	2	0
Allen	9	97	0	106	101	104%	5	0
Ashland	6	55	0	61	54	98%	7	0
Ashtabula	13	98	0	111	95	97%	16	1
Athens	7	53	0	60	54	102%	6	1
Auglaize	3	29	0	32	29	100%	3	0
Belmont	7	81	0	88	75	93%	13	1
Brown	6	55	0	61	58	105%	3	0
Butler	32	333	2	367	326	97%	41	0
Carroll	4	33	0	37	33	100%	4	0
Champaign	6	64	9	79	73	100%	6	0
Clark	11	143	2	156	137	94%	19	0
Clermont	18	237	1	256	234	98%	22	1
Clinton	5	63	0	68	58	92%	10	0
Columbiana	17	106	0	123	110	104%	13	0
Coshocton	6	53	14	73	69	103%	4	0
Crawford	7	44	1	52	46	102%	6	0
Cuyahoga	74	765	45	884	812	100%	72	0
Darke	8	69	0	77	73	106%	4	0
Defiance	8	40	0	48	44	110%	4	0
Delaware	17	137	0	154	135	99%	19	0
Erie	2	33	1	36	32	94%	4	0
Fairfield	26	138	2	166	147	105%	19	0
Fayette	1	42	2	45	43	98%	2	0
Franklin	90	996	7	1,093	1,032	103%	61	2
Fulton	4	40	0	44	39	98%	5	0
Gallia	0	40	1	41	36	88%	5	0
Geauga	9	75	1	85	75	99%	10	1
Greene	12	126	0	138	131	104%	7	0
Guernsey	3	54	0	57	54	100%	3	0
Hamilton	72	640	1	713	638	100%	75	1
Hancock	7	96	3	106	93	94%	13	1
Hardin	5	30	1	36	36	116%	0	0
Harrison	1	13	0	14	13	100%	1	0
Henry	6	21	0	27	25	119%	2	0
Highland	7	39	1	47	44	110%	3	0
Hocking	1	39	0	40	34	87%	6	4
Holmes	0	19	0	19	15	79%	4	0
Huron	9	44	0	53	51	116%	2	0
Jackson	8	58	0	66	62	107%	4	0
Jefferson	13	72	0	85	70	97%	15	2
Knox	3	53	1	57	50	93%	7	0
Lake	40	217	1	258	218	100%	40	0
Lawrence	9	78	0	87	80	103%	7	0

Courts of Common Pleas – Domestic Relations Division
Marriage Dissolutions without Children Overall Caseloads
2012

County	Cases Pending January 1	New Filings	Reactivations and Transfers	Total Cases	Total Terminations	Clearance Rate	Cases Pending December 31	Cases Pending Beyond Time Guidelines
Licking	16	161	4	181	167	101%	14	0
Logan	12	38	0	50	46	121%	4	0
Lorain	38	264	2	304	269	101%	35	0
Lucas	40	254	0	294	236	93%	58	0
Madison	0	43	0	43	38	88%	5	0
Mahoning	12	104	1	117	108	103%	9	0
Marion	12	73	1	86	76	103%	10	0
Medina	39	183	0	222	187	102%	35	1
Meigs	2	35	0	37	28	80%	9	0
Mercer	3	27	0	30	27	100%	3	0
Miami	14	122	0	136	128	105%	8	0
Monroe	4	14	0	18	15	107%	3	0
Montgomery	70	392	7	469	428	107%	41	0
Morgan	2	18	0	20	18	100%	2	0
Morrow	10	19	2	31	27	129%	4	0
Muskingum	4	99	0	103	93	94%	10	0
Noble	4	19	0	23	16	84%	7	3
Ottawa	2	40	2	44	42	100%	2	0
Paulding	1	14	0	15	12	86%	3	1
Perry	1	51	0	52	46	90%	6	0
Pickaway	5	77	0	82	79	103%	3	0
Pike	5	39	0	44	39	100%	5	1
Portage	16	92	1	109	94	101%	15	0
Preble	4	47	0	51	47	100%	4	0
Putnam	3	27	1	31	25	89%	6	1
Richland	9	108	0	117	102	94%	15	3
Ross	14	87	1	102	99	113%	3	0
Sandusky	8	59	1	68	61	102%	7	0
Scioto	12	63	0	75	67	106%	8	0
Seneca	5	43	0	48	42	98%	6	0
Shelby	2	55	0	57	54	98%	3	0
Stark	57	357	0	414	385	108%	29	0
Summit	61	459	0	520	462	101%	58	0
Trumbull	25	246	0	271	253	103%	18	0
Tuscarawas	18	115	4	137	130	109%	7	0
Union	7	58	0	65	61	105%	4	0
Van Wert	3	30	0	33	32	107%	1	0
Vinton	4	25	0	29	23	92%	6	0
Warren	26	183	3	212	188	101%	24	0
Washington	13	64	6	83	79	113%	4	0
Wayne	14	115	1	130	117	101%	13	1
Williams	4	46	0	50	44	96%	6	0
Wood	17	107	0	124	111	104%	13	0
Wyandot	2	19	0	21	17	89%	4	0
Statewide	1,214	10,034	133	11,381	10,277	101%	1,104	26

Courts of Common Pleas – Domestic Relations Division
Marriage Dissolutions without Children Terminations
2012

County	Uncontested Judge	Uncontested Magistrate	Trial by Judge	Trial by Magistrate	Voluntary Dismissal	Mediation/Conciliation	Bankruptcy Stay/Interlocutory Appeal	Transferred Out	Private Judge	Unavailability of Party	Other Terminations	Total Terminations
Adams	0	23	0	0	1	0	0	0	0	0	1	25
Allen	82	5	0	0	2	0	0	0	0	0	12	101
Ashland	1	51	0	0	2	0	0	0	0	0	0	54
Ashtabula	0	82	0	0	8	0	0	0	0	1	4	95
Athens	3	44	0	1	2	0	0	0	0	0	4	54
Auglaize	21	0	7	0	0	0	0	0	0	0	1	29
Belmont	2	70	0	0	1	0	0	0	0	0	2	75
Brown	0	53	0	0	3	0	0	0	0	0	2	58
Butler	311	3	0	0	5	0	0	0	0	0	7	326
Carroll	29	0	0	0	3	0	0	0	0	0	1	33
Champaign	60	0	1	0	2	0	0	9	0	0	1	73
Clark	125	8	0	0	3	0	0	0	0	0	1	137
Clermont	2	216	2	4	6	0	0	0	0	0	4	234
Clinton	0	52	0	0	2	0	0	0	0	0	4	58
Columbiana	0	105	1	0	2	0	0	2	0	0	0	110
Coshocton	41	14	3	0	6	0	0	0	0	0	5	69
Crawford	0	44	0	0	2	0	0	0	0	0	0	46
Cuyahoga	649	86	0	1	30	0	0	35	0	0	11	812
Darke	5	65	0	0	2	0	0	0	0	0	1	73
Defiance	44	0	0	0	0	0	0	0	0	0	0	44
Delaware	3	96	1	0	2	0	0	1	26	2	4	135
Erie	15	12	0	0	0	0	1	0	0	0	4	32
Fairfield	133	0	0	0	1	0	0	0	3	0	10	147
Fayette	3	34	1	0	1	1	0	0	0	0	3	43
Franklin	648	2	0	0	8	0	0	3	348	3	20	1,032
Fulton	10	27	0	0	1	0	0	1	0	0	0	39
Gallia	34	0	0	0	1	0	0	1	0	0	0	36
Geauga	0	72	0	0	1	0	0	0	0	1	1	75
Greene	43	81	0	0	6	0	0	0	0	0	1	131
Guernsey	0	52	0	0	1	0	0	0	0	0	1	54
Hamilton	615	0	0	0	12	0	0	0	0	0	11	638
Hancock	0	82	0	0	1	0	0	0	0	0	10	93
Hardin	0	35	0	0	0	0	0	0	0	0	1	36
Harrison	12	0	0	0	1	0	0	0	0	0	0	13
Henry	25	0	0	0	0	0	0	0	0	0	0	25
Highland	3	37	0	0	1	0	0	0	0	0	3	44
Hocking	32	0	0	0	1	0	0	0	0	0	1	34
Holmes	0	0	14	0	0	0	0	0	0	0	1	15
Huron	0	44	0	1	1	0	0	0	0	0	5	51
Jackson	6	42	0	1	2	0	0	0	10	0	1	62
Jefferson	69	0	0	0	1	0	0	0	0	0	0	70
Knox	0	47	0	0	1	0	0	0	0	0	2	50
Lake	204	0	0	4	5	0	1	0	0	0	4	218
Lawrence	72	1	0	0	1	0	0	1	0	0	5	80

Courts of Common Pleas – Domestic Relations Division
Marriage Dissolutions without Children Terminations
2012

County	Uncontested Judge	Uncontested Magistrate	Trial by Judge	Trial by Magistrate	Voluntary Dismissal	Mediation/Conciliation	Bankruptcy Stay/Interlocutory Appeal	Transferred Out	Private Judge	Unavailability of Party	Other Terminations	Total Terminations
Licking	69	84	0	1	6	0	0	2	2	0	3	167
Logan	8	34	0	0	1	0	0	0	0	0	3	46
Lorain	244	1	0	0	14	0	0	0	0	0	10	269
Lucas	228	2	0	2	3	0	0	0	0	0	1	236
Madison	33	4	0	0	0	0	0	1	0	0	0	38
Mahoning	105	0	0	0	0	0	0	0	0	0	3	108
Marion	72	0	0	0	1	0	0	0	0	0	3	76
Medina	158	16	0	0	11	0	0	0	0	0	2	187
Meigs	24	2	0	0	2	0	0	0	0	0	0	28
Mercer	2	21	0	0	3	0	0	0	0	0	1	27
Miami	119	0	0	0	5	0	0	0	0	0	4	128
Monroe	14	0	0	0	1	0	0	0	0	0	0	15
Montgomery	338	75	1	0	6	0	1	1	0	0	6	428
Morgan	15	0	2	0	1	0	0	0	0	0	0	18
Morrow	0	7	1	14	3	1	0	1	0	0	0	27
Muskingum	90	1	0	0	2	0	0	0	0	0	0	93
Noble	4	0	10	0	2	0	0	0	0	0	0	16
Ottawa	3	33	0	0	0	0	0	0	0	0	6	42
Paulding	12	0	0	0	0	0	0	0	0	0	0	12
Perry	40	1	0	0	0	0	0	0	0	0	5	46
Pickaway	0	72	0	1	4	0	0	1	1	0	0	79
Pike	38	0	0	0	0	0	0	0	0	0	1	39
Portage	85	2	0	0	1	0	0	0	0	0	6	94
Preble	0	46	0	0	1	0	0	0	0	0	0	47
Putnam	21	0	0	0	3	0	0	0	0	1	0	25
Richland	64	31	0	1	2	0	0	0	0	0	4	102
Ross	87	4	0	0	1	0	0	1	1	0	5	99
Sandusky	53	0	3	0	1	0	0	3	0	0	1	61
Scioto	62	0	0	0	4	0	0	0	0	0	1	67
Seneca	0	41	0	0	1	0	0	0	0	0	0	42
Shelby	0	54	0	0	0	0	0	0	0	0	0	54
Stark	17	339	0	0	2	0	0	0	0	0	27	385
Summit	227	220	0	0	3	0	0	0	0	0	12	462
Trumbull	209	32	0	0	1	0	0	0	0	0	11	253
Tuscarawas	118	0	1	1	3	1	0	0	0	0	6	130
Union	51	0	2	2	0	0	0	5	0	0	1	61
Van Wert	0	29	0	0	3	0	0	0	0	0	0	32
Vinton	22	0	0	0	1	0	0	0	0	0	0	23
Warren	177	5	0	0	2	0	1	0	0	0	3	188
Washington	0	74	0	0	2	0	0	1	0	0	2	79
Wayne	2	107	0	1	5	0	0	0	0	0	2	117
Williams	0	43	0	0	0	0	0	0	0	1	0	44
Wood	0	106	0	0	1	0	0	0	0	0	4	111
Wyandot	14	1	0	0	2	0	0	0	0	0	0	17
Statewide	6,127	3,072	50	35	235	3	4	69	391	9	282	10,277

Courts of Common Pleas – Domestic Relations Division
Change of Custody Overall Caseloads
2012

County	Cases Pending January 1	New Filings	Reactivations and Transfers	Total Cases	Total Terminations	Clearance Rate	Cases Pending December 31	Cases Pending Beyond Time Guidelines
Adams	7	0	8	15	14	175%	1	0
Allen	29	0	87	116	85	98%	31	2
Ashland	9	0	33	42	31	94%	11	1
Ashtabula	22	3	67	92	64	91%	28	7
Athens	18	0	39	57	30	77%	27	9
Auglaize	22	0	29	51	41	141%	10	0
Belmont	7	0	33	40	33	100%	7	0
Brown	21	0	58	79	55	95%	24	1
Butler	131	0	547	678	545	100%	133	0
Carroll	6	0	7	13	7	100%	6	3
Champaign	20	0	53	73	59	111%	14	1
Clark	47	0	69	116	71	103%	45	11
Clermont	19	1	100	120	100	99%	20	0
Clinton	9	1	17	27	16	89%	11	1
Columbiana	7	1	31	39	25	78%	14	3
Coshocton	6	0	28	34	28	100%	6	1
Crawford	16	0	24	40	26	108%	14	2
Cuyahoga	117	1	556	674	531	95%	143	8
Darke	7	37	2	46	31	79%	15	0
Defiance	14	0	35	49	33	94%	16	1
Delaware	17	0	51	68	43	84%	25	3
Erie	18	0	25	43	28	112%	15	1
Fairfield	133	91	270	494	339	94%	155	28
Fayette	6	0	22	28	21	95%	7	0
Franklin	328	5	935	1,268	921	98%	347	58
Fulton	17	1	52	70	39	74%	31	5
Gallia	10	0	18	28	25	139%	3	2
Geauga	0	0	0	0	0	-	0	0
Greene	21	6	50	77	47	84%	30	2
Guernsey	4	0	32	36	34	106%	2	0
Hamilton	84	0	231	315	228	99%	87	6
Hancock	23	0	39	62	39	100%	23	2
Hardin	6	0	3	9	7	233%	2	0
Harrison	3	1	9	13	10	100%	3	2
Henry	14	0	0	14	13	-	1	0
Highland	10	0	37	47	37	100%	10	0
Hocking	8	0	14	22	18	129%	4	0
Holmes	7	14	0	21	15	107%	6	1
Huron	16	0	24	40	28	117%	12	2
Jackson	20	0	18	38	28	156%	10	4
Jefferson	6	0	16	22	19	119%	3	1
Knox	29	0	42	71	53	126%	18	1
Lake	27	0	86	113	94	109%	19	2
Lawrence	39	0	58	97	77	133%	20	3

Courts of Common Pleas – Domestic Relations Division
Change of Custody Overall Caseloads
2012

County	Cases Pending January 1	New Filings	Reactivations and Transfers	Total Cases	Total Terminations	Clearance Rate	Cases Pending December 31	Cases Pending Beyond Time Guidelines
Licking	110	23	217	350	252	105%	98	10
Logan	33	0	29	62	41	141%	21	7
Lorain	65	0	132	197	143	108%	54	7
Lucas	132	0	241	373	254	105%	119	21
Madison	13	9	0	22	20	222%	2	0
Mahoning	29	0	98	127	99	101%	28	0
Marion	27	0	46	73	52	113%	21	4
Medina	42	0	132	174	131	99%	43	3
Meigs	8	6	9	23	18	120%	5	0
Mercer	6	0	9	15	7	78%	8	1
Miami	33	0	86	119	94	109%	25	0
Monroe	0	0	12	12	5	42%	7	0
Montgomery	128	7	223	358	241	105%	117	13
Morgan	5	0	9	14	11	122%	3	0
Morrow	0	0	0	0	0	-	0	0
Muskingum	149	147	83	379	286	124%	93	9
Noble	8	1	3	12	5	125%	7	4
Ottawa	7	0	16	23	9	56%	14	0
Paulding	5	0	12	17	11	92%	6	2
Perry	7	0	17	24	13	76%	11	0
Pickaway	0	0	0	0	0	-	0	0
Pike	10	0	29	39	25	86%	14	3
Portage	29	2	92	123	92	98%	31	7
Preble	9	0	23	32	26	113%	6	1
Putnam	2	0	2	4	3	150%	1	1
Richland	60	34	145	239	150	84%	89	26
Ross	25	9	42	76	51	100%	25	2
Sandusky	30	0	44	74	37	84%	37	14
Scioto	6	0	71	77	69	97%	8	4
Seneca	17	0	32	49	42	131%	7	0
Shelby	13	0	27	40	27	100%	13	0
Stark	68	71	224	363	280	95%	83	8
Summit	99	1	179	279	161	89%	118	18
Trumbull	63	1	130	194	124	95%	70	12
Tuscarawas	29	0	95	124	94	99%	30	6
Union	10	0	17	27	23	135%	4	0
Van Wert	11	0	20	31	28	140%	3	1
Vinton	3	2	1	6	4	133%	2	0
Warren	33	0	94	127	93	99%	34	2
Washington	13	16	28	57	46	105%	11	1
Wayne	0	0	0	0	0	-	0	0
Williams	9	0	24	33	19	79%	14	2
Wood	27	1	39	67	55	138%	12	3
Wyandot	6	0	11	17	11	100%	6	1
Statewide	2,759	492	6,598	9,849	7,140	101%	2,709	367

Courts of Common Pleas – Domestic Relations Division
Change of Custody Terminations
2012

County	Uncontested Judge	Uncontested Magistrate	Trial by Judge	Trial by Magistrate	Voluntary Dismissal	Mediation/Conciliation	Bankruptcy Stay/Interlocutory Appeal	Transferred Out	Private Judge	Unavailability of Party	Other Terminations	Total Terminations
Adams	0	8	0	6	0	0	0	0	0	0	0	14
Allen	1	57	0	14	10	0	0	0	0	0	3	85
Ashland	0	25	0	4	2	0	0	0	0	0	0	31
Ashtabula	13	19	2	1	6	0	0	1	0	0	22	64
Athens	0	0	1	18	4	0	0	0	0	0	7	30
Auglaize	18	0	15	0	7	0	0	0	0	0	1	41
Belmont	0	26	0	1	3	0	0	1	0	0	2	33
Brown	0	13	0	23	2	0	0	0	0	0	17	55
Butler	0	1	6	317	70	0	2	0	0	32	117	545
Carroll	4	0	1	0	1	0	0	0	0	0	1	7
Champaign	36	0	16	0	1	2	0	4	0	0	0	59
Clark	1	0	60	5	5	0	0	0	0	0	0	71
Clermont	0	0	5	85	2	8	0	0	0	0	0	100
Clinton	0	3	0	10	0	0	0	0	0	0	3	16
Columbiana	0	23	0	0	1	0	0	1	0	0	0	25
Coshocton	0	0	0	5	3	2	0	0	0	0	18	28
Crawford	0	11	0	2	2	6	0	0	0	0	5	26
Cuyahoga	0	0	75	361	55	33	3	0	0	0	4	531
Darke	21	0	0	5	5	0	0	0	0	0	0	31
Defiance	0	9	0	20	2	0	0	0	0	0	2	33
Delaware	5	19	2	9	4	1	0	2	0	0	1	43
Erie	13	9	0	0	1	0	0	2	0	0	3	28
Fairfield	86	109	15	50	42	0	1	3	0	1	32	339
Fayette	1	11	2	3	1	0	0	0	0	0	3	21
Franklin	176	38	3	39	72	1	0	0	0	9	583	921
Fulton	11	4	5	12	6	1	0	0	0	0	0	39
Gallia	1	4	0	14	4	0	0	0	0	0	2	25
Geauga	0	0	0	0	0	0	0	0	0	0	0	0
Greene	13	13	1	3	12	0	0	0	0	0	5	47
Guernsey	0	10	0	17	3	2	0	0	0	0	2	34
Hamilton	0	1	37	78	15	3	1	1	0	0	92	228
Hancock	0	16	2	9	4	2	1	0	0	0	5	39
Hardin	0	1	0	0	2	0	0	1	0	0	3	7
Harrison	4	0	4	0	1	0	0	0	0	0	1	10
Henry	13	0	0	0	0	0	0	0	0	0	0	13
Highland	0	2	0	31	2	0	0	0	0	0	2	37
Hocking	0	0	0	12	0	0	0	0	0	0	6	18
Holmes	2	1	3	0	3	0	0	1	0	0	5	15
Huron	0	1	0	20	5	0	0	0	0	0	2	28
Jackson	0	1	3	17	3	0	0	0	0	0	4	28
Jefferson	0	0	1	14	4	0	0	0	0	0	0	19
Knox	0	34	0	5	2	0	0	0	0	0	12	53
Lake	0	0	3	14	8	27	0	0	0	0	42	94
Lawrence	15	42	0	1	4	0	0	0	0	0	15	77

Courts of Common Pleas – Domestic Relations Division
Change of Custody Terminations
2012

County	Uncontested Judge	Uncontested Magistrate	Trial by Judge	Trial by Magistrate	Voluntary Dismissal	Mediation/Conciliation	Bankruptcy Stay/Interlocutory Appeal	Transferred Out	Private Judge	Unavailability of Party	Other Terminations	Total Terminations
Licking	7	79	1	104	32	21	1	1	0	0	6	252
Logan	1	24	1	8	1	0	2	0	0	0	4	41
Lorain	32	0	3	0	13	1	0	0	0	1	93	143
Lucas	0	106	0	79	2	0	0	0	0	0	67	254
Madison	5	4	0	6	5	0	0	0	0	0	0	20
Mahoning	0	27	0	66	0	0	1	1	0	0	4	99
Marion	34	1	6	1	7	0	0	0	0	0	3	52
Medina	6	40	3	44	11	15	0	3	0	8	1	131
Meigs	0	3	10	0	2	0	0	1	0	0	2	18
Mercer	0	1	0	5	1	0	0	0	0	0	0	7
Miami	0	5	0	14	12	1	1	0	0	0	61	94
Monroe	3	0	0	0	0	0	0	0	0	0	2	5
Montgomery	5	143	3	63	16	0	1	0	0	0	10	241
Morgan	0	0	3	0	4	0	0	1	0	0	3	11
Morrow	0	0	0	0	0	0	0	0	0	0	0	0
Muskingum	180	4	25	21	43	1	0	4	0	0	8	286
Noble	0	0	5	0	0	0	0	0	0	0	0	5
Ottawa	0	0	0	0	0	0	0	0	0	0	9	9
Paulding	0	0	0	0	3	0	0	0	0	0	8	11
Perry	0	0	0	6	0	1	0	0	0	0	6	13
Pickaway	0	0	0	0	0	0	0	0	0	0	0	0
Pike	19	0	0	0	6	0	0	0	0	0	0	25
Portage	1	0	9	35	4	0	0	0	0	0	43	92
Preble	0	3	0	12	1	0	0	0	0	0	10	26
Putnam	1	0	0	0	1	0	0	0	0	0	1	3
Richland	41	72	2	12	14	0	0	0	0	0	9	150
Ross	2	3	5	16	5	0	0	0	0	0	20	51
Sandusky	7	0	0	0	4	0	0	2	0	1	23	37
Scioto	12	33	2	11	2	3	0	2	0	0	4	69
Seneca	0	27	1	9	4	0	0	0	0	0	1	42
Shelby	0	19	0	7	1	0	0	0	0	0	0	27
Stark	0	0	26	47	5	0	0	1	0	0	201	280
Summit	1	38	0	61	6	0	0	1	0	1	53	161
Trumbull	1	0	1	57	6	0	0	1	0	0	58	124
Tuscarawas	1	21	4	33	7	11	0	1	0	0	16	94
Union	0	0	17	1	4	0	0	1	0	0	0	23
Van Wert	0	21	0	0	6	0	0	0	0	0	1	28
Vinton	0	0	4	0	0	0	0	0	0	0	0	4
Warren	0	0	0	87	5	0	0	0	0	0	1	93
Washington	1	33	0	6	3	1	0	1	0	0	1	46
Wayne	0	0	0	0	0	0	0	0	0	0	0	0
Williams	1	12	0	0	5	0	0	1	0	0	0	19
Wood	0	34	0	7	8	4	0	0	0	0	2	55
Wyandot	1	6	2	1	1	0	0	0	0	0	0	11
Statewide	796	1,270	395	2,044	629	147	14	39	0	53	1,753	7,140

Courts of Common Pleas – Domestic Relations Division
Visitation Enforcement or Modification Overall Caseloads
2012

County	Cases Pending January 1	New Filings	Reactivations and Transfers	Total Cases	Total Terminations	Clearance Rate	Cases Pending December 31	Cases Pending Beyond Time Guidelines
Adams	2	0	3	5	3	100%	2	0
Allen	9	0	31	40	27	87%	13	0
Ashland	4	0	8	12	10	125%	2	0
Ashtabula	8	1	13	22	14	100%	8	3
Athens	10	0	13	23	16	123%	7	3
Auglaize	2	0	3	5	2	67%	3	0
Belmont	8	0	28	36	17	61%	19	4
Brown	8	0	27	35	27	100%	8	1
Butler	51	52	230	333	281	100%	52	0
Carroll	1	0	4	5	3	75%	2	1
Champaign	1	0	7	8	6	86%	2	1
Clark	15	0	34	49	34	100%	15	3
Clermont	29	0	90	119	96	107%	23	1
Clinton	8	1	7	16	10	125%	6	1
Columbiana	17	0	16	33	22	138%	11	5
Coshocton	4	0	11	15	12	109%	3	1
Crawford	14	0	11	25	17	155%	8	4
Cuyahoga	68	0	202	270	207	102%	63	5
Darke	1	17	0	18	11	65%	7	0
Defiance	3	0	8	11	5	63%	6	0
Delaware	16	0	51	67	44	86%	23	5
Erie	10	0	16	26	16	100%	10	3
Fairfield	52	2	72	126	89	120%	37	10
Fayette	2	0	13	15	9	69%	6	1
Franklin	42	0	83	125	89	107%	36	6
Fulton	12	0	9	21	18	200%	3	0
Gallia	4	0	8	12	9	113%	3	0
Geauga	8	1	21	30	20	91%	10	1
Greene	15	0	32	47	27	84%	20	2
Guernsey	3	0	28	31	28	100%	3	0
Hamilton	83	0	232	315	236	102%	79	5
Hancock	6	0	18	24	14	78%	10	0
Hardin	0	0	5	5	3	60%	2	0
Harrison	3	1	5	9	7	117%	2	1
Henry	26	0	2	28	19	950%	9	2
Highland	3	0	13	16	14	108%	2	0
Hocking	4	0	12	16	16	133%	0	0
Holmes	1	7	0	8	5	71%	3	0
Huron	5	0	10	15	10	100%	5	1
Jackson	6	1	10	17	10	91%	7	3
Jefferson	1	0	23	24	20	87%	4	1
Knox	0	0	9	9	4	44%	5	0
Lake	20	0	58	78	51	88%	27	1
Lawrence	5	0	10	15	10	100%	5	1

Courts of Common Pleas – Domestic Relations Division
Visitation Enforcement or Modification Overall Caseloads
2012

County	Cases Pending January 1	New Filings	Reactivations and Transfers	Total Cases	Total Terminations	Clearance Rate	Cases Pending December 31	Cases Pending Beyond Time Guidelines
Licking	40	3	123	166	117	93%	49	3
Logan	2	0	2	4	2	100%	2	1
Lorain	4	0	27	31	18	67%	13	0
Lucas	86	0	170	256	162	95%	94	22
Madison	0	1	1	2	1	50%	1	0
Mahoning	18	0	62	80	60	97%	20	0
Marion	3	0	17	20	11	65%	9	2
Medina	52	1	155	208	137	88%	71	6
Meigs	0	1	8	9	8	89%	1	0
Mercer	4	0	3	7	3	100%	4	2
Miami	17	0	36	53	42	117%	11	0
Monroe	1	0	2	3	2	100%	1	0
Montgomery	83	1	122	206	139	113%	67	11
Morgan	0	0	6	6	6	100%	0	0
Morrow	0	0	1	1	1	100%	0	0
Muskingum	51	29	71	151	125	125%	26	2
Noble	4	0	7	11	9	129%	2	2
Ottawa	0	0	4	4	2	50%	2	0
Paulding	7	0	11	18	10	91%	8	3
Perry	2	1	6	9	7	100%	2	0
Pickaway	0	0	0	0	0	-	0	0
Pike	3	1	4	8	6	120%	2	1
Portage	18	0	45	63	46	102%	17	2
Preble	8	0	11	19	10	91%	9	3
Putnam	0	0	0	0	0	-	0	0
Richland	26	2	58	86	57	95%	29	3
Ross	5	1	15	21	13	81%	8	1
Sandusky	24	0	25	49	30	120%	19	7
Scioto	13	10	40	63	51	102%	12	5
Seneca	6	0	16	22	16	100%	6	0
Shelby	1	0	3	4	2	67%	2	0
Stark	87	0	247	334	254	103%	80	10
Summit	77	4	144	225	148	100%	77	7
Trumbull	41	0	49	90	58	118%	32	10
Tuscarawas	22	0	62	84	69	111%	15	3
Union	1	0	4	5	5	125%	0	0
Van Wert	1	0	10	11	7	70%	4	0
Vinton	0	0	1	1	1	100%	0	0
Warren	40	0	121	161	106	88%	55	2
Washington	12	2	75	89	78	101%	11	3
Wayne	0	0	0	0	0	-	0	0
Williams	6	0	12	18	10	83%	8	3
Wood	9	1	27	37	19	68%	18	2
Wyandot	2	0	3	5	3	100%	2	0
Statewide	1,366	141	3,292	4,799	3,439	100%	1,360	192

Courts of Common Pleas – Domestic Relations Division
Visitation Enforcement or Modification Terminations
2012

County	Uncontested Judge	Uncontested Magistrate	Trial by Judge	Trial by Magistrate	Voluntary Dismissal	Mediation/Conciliation	Bankruptcy Stay/Interlocutory Appeal	Transferred Out	Private Judge	Unavailability of Party	Other Terminations	Total Terminations
Adams	0	1	0	2	0	0	0	0	0	0	0	3
Allen	0	12	0	5	8	0	0	0	0	0	2	27
Ashland	0	7	0	2	1	0	0	0	0	0	0	10
Ashtabula	0	6	1	1	2	0	0	0	0	0	4	14
Athens	0	0	0	12	0	0	0	0	0	0	4	16
Auglaize	2	0	0	0	0	0	0	0	0	0	0	2
Belmont	0	12	0	2	1	0	0	0	0	0	2	17
Brown	0	4	1	9	3	0	0	2	0	0	8	27
Butler	0	0	7	89	52	0	0	0	0	9	124	281
Carroll	1	0	0	0	1	0	0	0	1	0	0	3
Champaign	2	0	1	0	2	0	0	1	0	0	0	6
Clark	0	0	5	25	2	0	0	0	0	0	2	34
Clermont	0	0	6	78	6	5	0	0	0	0	1	96
Clinton	0	1	2	4	1	0	0	0	0	0	2	10
Columbiana	0	20	0	2	0	0	0	0	0	0	0	22
Coshocton	0	0	0	3	1	1	0	0	0	0	7	12
Crawford	0	9	0	3	1	1	0	0	0	0	3	17
Cuyahoga	0	0	17	140	23	25	1	0	0	0	1	207
Darke	4	0	0	3	4	0	0	0	0	0	0	11
Defiance	0	1	0	2	2	0	0	0	0	0	0	5
Delaware	0	19	0	11	4	3	0	4	0	0	3	44
Erie	2	4	0	0	4	0	0	0	0	0	6	16
Fairfield	10	41	3	18	9	0	0	0	0	0	8	89
Fayette	0	5	0	1	1	0	0	1	0	0	1	9
Franklin	4	1	1	8	15	0	0	0	0	4	56	89
Fulton	1	0	1	10	1	5	0	0	0	0	0	18
Gallia	0	0	1	4	0	0	0	1	0	0	3	9
Geauga	0	10	0	4	1	0	0	0	0	0	5	20
Greene	9	8	2	5	1	0	0	0	0	1	1	27
Guernsey	0	4	0	11	3	2	0	0	0	0	8	28
Hamilton	0	0	40	90	17	6	1	0	0	0	82	236
Hancock	1	7	1	2	2	0	0	0	0	0	1	14
Hardin	0	0	0	0	1	0	0	0	0	0	2	3
Harrison	1	0	5	0	1	0	0	0	0	0	0	7
Henry	13	2	3	0	0	1	0	0	0	0	0	19
Highland	0	2	0	10	1	0	0	0	0	0	1	14
Hocking	0	0	0	8	1	0	0	0	0	0	7	16
Holmes	0	0	1	0	1	0	0	0	0	0	3	5
Huron	0	0	0	7	2	0	0	0	0	0	1	10
Jackson	0	0	0	7	2	0	0	0	0	0	1	10
Jefferson	0	0	17	0	3	0	0	0	0	0	0	20
Knox	0	1	0	0	1	0	0	0	0	0	2	4
Lake	0	0	3	12	6	10	0	0	0	0	20	51
Lawrence	1	5	0	0	1	0	0	0	0	0	3	10

Courts of Common Pleas – Domestic Relations Division
Visitation Enforcement or Modification Terminations
2012

County	Uncontested Judge	Uncontested Magistrate	Trial by Judge	Trial by Magistrate	Voluntary Dismissal	Mediation/Conciliation	Bankruptcy Stay/Interlocutory Appeal	Transferred Out	Private Judge	Unavailability of Party	Other Terminations	Total Terminations
Licking	0	23	1	58	17	13	2	1	0	0	2	117
Logan	0	1	0	1	0	0	0	0	0	0	0	2
Lorain	2	2	0	0	0	1	0	0	0	0	13	18
Lucas	0	60	0	41	1	0	0	0	0	0	60	162
Madison	0	0	0	1	0	0	0	0	0	0	0	1
Mahoning	0	14	1	45	0	0	0	0	0	0	0	60
Marion	7	0	3	0	0	0	0	0	0	0	1	11
Medina	4	39	8	53	17	8	1	2	0	3	2	137
Meigs	0	2	2	0	0	2	0	0	0	0	2	8
Mercer	0	1	0	0	1	0	0	0	0	0	1	3
Miami	0	1	0	12	3	0	0	0	0	0	26	42
Monroe	2	0	0	0	0	0	0	0	0	0	0	2
Montgomery	0	71	5	41	7	0	2	0	0	0	13	139
Morgan	1	0	4	0	0	0	0	0	0	0	1	6
Morrow	0	0	0	0	1	0	0	0	0	0	0	1
Muskingum	77	6	17	6	16	1	0	1	0	0	1	125
Noble	0	0	8	0	0	0	0	0	0	0	1	9
Ottawa	0	0	0	0	0	0	0	0	0	0	2	2
Paulding	0	0	0	0	1	0	0	0	0	0	9	10
Perry	0	0	0	3	0	0	0	0	0	0	4	7
Pickaway	0	0	0	0	0	0	0	0	0	0	0	0
Pike	4	0	0	0	1	0	0	0	0	0	1	6
Portage	0	0	11	16	3	0	0	0	0	0	16	46
Preble	0	0	1	8	0	0	0	0	0	0	1	10
Putnam	0	0	0	0	0	0	0	0	0	0	0	0
Richland	13	30	0	5	6	0	0	0	0	0	3	57
Ross	0	0	1	4	0	0	0	2	0	0	6	13
Sandusky	2	0	0	0	2	0	0	0	0	5	21	30
Scioto	2	21	0	13	3	9	0	0	0	0	3	51
Seneca	0	6	0	7	1	0	0	0	0	0	2	16
Shelby	0	1	0	1	0	0	0	0	0	0	0	2
Stark	0	0	45	66	8	0	0	0	0	0	135	254
Summit	1	25	0	59	6	0	0	1	0	0	56	148
Trumbull	0	0	0	37	9	0	0	0	0	0	12	58
Tuscarawas	0	8	9	31	2	8	0	0	0	0	11	69
Union	0	0	4	0	1	0	0	0	0	0	0	5
Van Wert	0	7	0	0	0	0	0	0	0	0	0	7
Vinton	0	0	0	0	0	1	0	0	0	0	0	1
Warren	0	3	1	89	10	0	0	0	0	2	1	106
Washington	3	52	1	10	3	0	0	1	0	1	7	78
Wayne	0	0	0	0	0	0	0	0	0	0	0	0
Williams	0	8	0	0	1	0	0	1	0	0	0	10
Wood	1	11	1	2	0	2	0	0	0	0	2	19
Wyandot	1	0	1	1	0	0	0	0	0	0	0	3
Statewide	171	574	242	1,200	308	104	7	18	1	25	789	3,439

Courts of Common Pleas – Domestic Relations Division
Support Enforcement or Modification Overall Caseloads
2012

County	Cases Pending January 1	New Filings	Reactivations and Transfers	Total Cases	Total Terminations	Clearance Rate	Cases Pending December 31	Cases Pending Beyond Time Guidelines
Adams	36	0	80	116	74	93%	42	1
Allen	46	0	621	667	612	99%	55	0
Ashland	21	0	286	307	292	102%	15	0
Ashtabula	117	29	158	304	196	105%	108	15
Athens	101	0	96	197	150	156%	47	6
Auglaize	3	0	21	24	19	90%	5	0
Belmont	75	0	185	260	179	97%	81	11
Brown	26	0	211	237	203	96%	34	1
Butler	184	49	918	1,151	980	101%	171	0
Carroll	1	0	0	1	1	-	0	0
Champaign	32	0	123	155	125	102%	30	0
Clark	110	31	545	686	540	94%	146	4
Clermont	228	1	767	996	767	100%	229	1
Clinton	81	0	107	188	101	94%	87	25
Columbiana	161	0	855	1,016	812	95%	204	13
Coshocton	23	0	262	285	264	101%	21	0
Crawford	42	0	76	118	91	120%	27	1
Cuyahoga	601	0	1,376	1,977	1,480	108%	497	14
Darke	25	113	2	140	114	99%	26	0
Defiance	17	0	68	85	60	88%	25	1
Delaware	85	1	309	395	296	95%	99	6
Erie	67	12	151	230	187	115%	43	2
Fairfield	491	220	1,937	2,648	2,136	99%	512	46
Fayette	13	1	211	225	199	94%	26	0
Franklin	250	0	1,227	1,477	1,143	93%	334	30
Fulton	5	1	29	35	23	77%	12	1
Gallia	25	0	131	156	135	103%	21	1
Geauga	84	0	136	220	155	114%	65	7
Greene	138	0	295	433	277	94%	156	12
Guernsey	14	2	141	157	149	104%	8	0
Hamilton	505	0	1,049	1,554	1,193	114%	361	4
Hancock	75	0	112	187	119	106%	68	9
Hardin	29	0	68	97	67	99%	30	1
Harrison	9	0	133	142	123	92%	19	1
Henry	48	1	7	56	45	563%	11	3
Highland	21	8	66	95	82	111%	13	0
Hocking	34	0	58	92	87	150%	5	0
Holmes	4	61	3	68	63	98%	5	0
Huron	61	23	322	406	349	101%	57	0
Jackson	38	0	34	72	48	141%	24	3
Jefferson	1	0	9	10	7	78%	3	0
Knox	20	0	248	268	246	99%	22	1
Lake	117	2	363	482	365	100%	117	0
Lawrence	42	0	101	143	104	103%	39	2

Courts of Common Pleas – Domestic Relations Division
Support Enforcement or Modification Overall Caseloads
2012

County	Cases Pending January 1	New Filings	Reactivations and Transfers	Total Cases	Total Terminations	Clearance Rate	Cases Pending December 31	Cases Pending Beyond Time Guidelines
Licking	379	63	850	1,292	921	101%	371	7
Logan	41	0	157	198	174	111%	24	1
Lorain	171	61	504	736	582	103%	154	3
Lucas	204	0	396	600	417	105%	183	11
Madison	4	12	1	17	11	85%	6	1
Mahoning	55	0	263	318	247	94%	71	0
Marion	35	0	164	199	151	92%	48	1
Medina	449	0	2,001	2,450	1,874	94%	576	12
Meigs	56	11	153	220	216	132%	4	0
Mercer	21	1	162	184	155	95%	29	0
Miami	92	1	212	305	208	98%	97	0
Monroe	13	0	12	25	14	117%	11	6
Montgomery	220	30	581	831	633	104%	198	9
Morgan	10	2	125	137	125	98%	12	0
Morrow	1	4	43	48	48	102%	0	0
Muskingum	426	269	1,244	1,939	1,658	110%	281	14
Noble	8	0	16	24	13	81%	11	10
Ottawa	10	0	15	25	16	107%	9	0
Paulding	10	0	25	35	22	88%	13	1
Perry	21	1	54	76	50	91%	26	0
Pickaway	0	0	0	0	0	-	0	0
Pike	25	6	131	162	141	103%	21	0
Portage	107	1	882	990	901	102%	89	6
Preble	25	0	15	40	22	147%	18	10
Putnam	1	0	5	6	4	80%	2	0
Richland	391	261	1,576	2,228	1,771	96%	457	6
Ross	33	11	71	115	70	85%	45	1
Sandusky	69	1	62	132	80	127%	52	22
Scioto	81	39	608	728	663	102%	65	3
Seneca	8	1	70	79	69	97%	10	0
Shelby	19	1	35	55	35	97%	20	0
Stark	163	0	2,004	2,167	1,983	99%	184	2
Summit	760	341	967	2,068	1,453	111%	615	31
Trumbull	107	0	286	393	299	105%	94	3
Tuscarawas	40	0	104	144	104	100%	40	2
Union	25	3	73	101	81	107%	20	0
Van Wert	12	0	95	107	89	94%	18	0
Vinton	0	3	6	9	7	78%	2	0
Warren	260	0	742	1,002	725	98%	277	3
Washington	48	20	408	476	422	99%	54	1
Wayne	0	0	0	0	0	-	0	0
Williams	6	0	59	65	41	69%	24	0
Wood	63	6	221	290	215	95%	75	3
Wyandot	4	0	19	23	18	95%	5	0
Statewide	8,579	1,704	29,314	39,597	31,386	101%	8,211	391

Courts of Common Pleas – Domestic Relations Division
Support Enforcement or Modification Terminations
2012

County	Uncontested Judge	Uncontested Magistrate	Trial by Judge	Trial by Magistrate	Voluntary Dismissal	Mediation/Conciliation	Bankruptcy Stay/Interlocutory Appeal	Transferred Out	Private Judge	Unavailability of Party	Other Terminations	Total Terminations
Adams	1	13	0	16	10	0	0	0	0	17	17	74
Allen	7	90	3	20	33	0	0	0	0	11	448	612
Ashland	231	15	0	25	14	0	0	0	0	1	6	292
Ashtabula	12	77	1	1	16	0	1	0	0	8	80	196
Athens	0	0	12	112	7	0	0	1	0	1	17	150
Auglaize	9	0	8	0	1	0	0	0	0	1	0	19
Belmont	1	119	0	1	37	0	0	0	0	17	4	179
Brown	1	6	3	92	64	0	0	1	0	24	12	203
Butler	0	0	17	526	128	0	4	0	0	113	192	980
Carroll	1	0	0	0	0	0	0	0	0	0	0	1
Champaign	17	89	7	1	7	0	0	1	0	0	3	125
Clark	0	0	106	360	34	1	1	0	0	34	4	540
Clermont	0	0	32	603	72	14	1	1	0	40	4	767
Clinton	0	2	27	19	23	0	0	0	0	0	30	101
Columbiana	0	459	2	334	3	0	1	0	0	9	4	812
Coshocton	0	0	3	9	8	0	1	0	0	0	243	264
Crawford	7	9	4	52	8	1	0	0	0	3	7	91
Cuyahoga	0	0	60	1,288	122	4	6	0	0	0	0	1,480
Darke	29	1	6	34	28	0	0	0	0	5	11	114
Defiance	1	2	1	43	13	0	0	0	0	0	0	60
Delaware	8	42	4	62	42	0	0	13	0	1	124	296
Erie	9	98	0	7	13	0	0	1	0	32	27	187
Fairfield	288	396	155	88	224	1	6	3	0	139	836	2,136
Fayette	104	18	2	56	8	0	0	0	0	8	3	199
Franklin	81	134	57	121	89	0	5	0	0	45	611	1,143
Fulton	5	1	3	11	1	1	0	0	0	0	1	23
Gallia	1	17	1	38	14	0	0	0	0	6	58	135
Geauga	3	86	0	31	15	1	1	0	0	3	15	155
Greene	44	85	12	92	32	1	0	0	0	0	11	277
Guernsey	0	5	0	76	2	1	0	0	0	9	56	149
Hamilton	0	0	400	469	28	5	3	1	0	172	115	1,193
Hancock	8	17	1	11	69	0	1	0	0	4	8	119
Hardin	0	0	0	0	24	0	0	0	0	10	33	67
Harrison	93	0	19	0	6	0	0	0	0	5	0	123
Henry	21	24	0	0	0	0	0	0	0	0	0	45
Highland	0	0	1	41	30	0	0	0	0	6	4	82
Hocking	0	0	0	37	12	0	0	0	0	2	36	87
Holmes	42	0	7	0	7	0	0	0	0	0	7	63
Huron	0	0	1	69	11	0	0	0	0	20	248	349
Jackson	0	0	2	27	5	0	0	0	1	5	8	48
Jefferson	0	0	2	3	1	0	0	0	0	0	1	7
Knox	0	25	2	23	3	0	0	0	0	0	193	246
Lake	1	0	0	229	73	22	0	0	0	0	40	365
Lawrence	11	75	0	0	12	0	0	0	0	0	6	104

Courts of Common Pleas – Domestic Relations Division
Support Enforcement or Modification Terminations
2012

County	Uncontested Judge	Uncontested Magistrate	Trial by Judge	Trial by Magistrate	Voluntary Dismissal	Mediation/Conciliation	Bankruptcy Stay/Interlocutory Appeal	Transferred Out	Private Judge	Unavailability of Party	Other Terminations	Total Terminations
Licking	6	94	3	519	183	2	0	2	0	93	19	921
Logan	1	152	0	3	5	0	3	0	3	0	7	174
Lorain	24	0	0	0	64	0	0	3	0	9	482	582
Lucas	0	129	0	128	52	0	0	0	0	0	108	417
Madison	0	0	0	2	9	0	0	0	0	0	0	11
Mahoning	1	39	2	203	0	1	0	0	0	0	1	247
Marion	65	2	6	6	67	0	0	0	0	0	5	151
Medina	38	576	223	644	148	54	7	2	0	176	6	1,874
Meigs	3	51	12	110	18	0	0	0	0	0	22	216
Mercer	1	4	0	50	7	0	0	0	0	8	85	155
Miami	0	3	0	20	87	1	0	0	0	0	97	208
Monroe	6	0	0	0	3	0	0	1	0	0	4	14
Montgomery	0	305	4	148	118	0	0	0	0	30	28	633
Morgan	0	0	74	0	13	0	0	0	0	6	32	125
Morrow	0	0	0	44	1	0	0	0	0	0	3	48
Muskingum	718	359	4	188	347	1	0	0	0	14	27	1,658
Noble	0	0	12	0	0	0	0	1	0	0	0	13
Ottawa	0	0	0	0	0	0	0	0	0	0	16	16
Paulding	0	0	0	0	7	0	0	0	0	0	15	22
Perry	0	0	0	18	2	0	1	0	0	1	28	50
Pickaway	0	0	0	0	0	0	0	0	0	0	0	0
Pike	124	0	0	0	7	0	0	0	0	8	2	141
Portage	4	0	51	75	23	0	0	0	0	0	748	901
Preble	0	0	1	10	2	0	0	0	0	2	7	22
Putnam	1	0	0	0	2	0	0	0	0	0	1	4
Richland	12	1,076	8	119	125	0	0	0	0	302	129	1,771
Ross	0	0	0	38	13	0	0	1	0	2	16	70
Sandusky	2	0	0	0	16	0	0	1	0	0	61	80
Scioto	14	457	1	12	81	6	0	0	0	74	18	663
Seneca	0	48	0	8	6	0	0	0	0	5	2	69
Shelby	0	9	0	14	12	0	0	0	0	0	0	35
Stark	0	1	45	165	9	3	0	1	0	0	1,759	1,983
Summit	9	76	2	818	23	0	0	4	0	29	492	1,453
Trumbull	0	0	0	183	68	0	0	0	0	0	48	299
Tuscarawas	2	13	4	48	13	3	0	0	0	9	12	104
Union	1	0	30	2	31	0	0	6	0	0	11	81
Van Wert	0	76	0	0	6	0	0	1	0	6	0	89
Vinton	0	0	4	0	1	0	0	0	0	0	2	7
Warren	1	0	0	551	36	0	0	0	0	130	7	725
Washington	26	325	7	14	22	0	0	2	0	7	19	422
Wayne	0	0	0	0	0	0	0	0	0	0	0	0
Williams	1	30	0	0	9	0	0	1	0	0	0	41
Wood	40	84	0	20	13	0	1	0	0	0	57	215
Wyandot	6	5	1	4	0	0	0	0	0	2	0	18
Statewide	2,142	5,819	1,455	9,191	2,998	123	43	48	4	1,664	7,899	31,386

Courts of Common Pleas – Domestic Relations Division
Domestic Violence Overall Caseloads
2012

County	Cases Pending January 1	New Filings	Reactivations and Transfers	Total Cases	Total Terminations	Clearance Rate	Cases Pending December 31	Cases Pending Beyond Time Guidelines
Adams	15	106	0	121	120	113%	1	0
Allen	8	156	1	165	154	98%	11	3
Ashland	0	34	1	35	34	97%	1	0
Ashtabula	5	18	0	23	19	106%	4	3
Athens	23	59	0	82	74	125%	8	7
Auglaize	4	45	0	49	44	98%	5	1
Belmont	4	71	0	75	65	92%	10	10
Brown	17	195	33	245	230	101%	15	8
Butler	33	1,082	9	1,124	1,107	101%	17	0
Carroll	1	67	0	68	59	88%	9	3
Champaign	6	81	43	130	129	104%	1	1
Clark	22	529	197	748	719	99%	29	2
Clermont	38	788	34	860	834	101%	26	7
Clinton	16	111	7	134	121	103%	13	4
Columbiana	26	120	0	146	131	109%	15	11
Coshocton	0	46	1	47	42	89%	5	4
Crawford	15	127	4	146	139	106%	7	2
Cuyahoga	35	569	298	902	816	94%	86	35
Darke	3	106	13	122	119	100%	3	1
Defiance	1	8	0	9	8	100%	1	0
Delaware	9	77	13	99	91	101%	8	5
Erie	31	156	13	200	175	104%	25	7
Fairfield	15	101	0	116	99	98%	17	13
Fayette	5	51	0	56	55	108%	1	0
Franklin	211	2,196	110	2,517	2,318	101%	199	121
Fulton	12	15	6	33	33	157%	0	0
Gallia	3	25	0	28	24	96%	4	4
Geauga	17	78	10	105	91	103%	14	12
Greene	28	203	7	238	212	101%	26	13
Guernsey	0	29	4	33	31	94%	2	0
Hamilton	47	1,329	119	1,495	1,429	99%	66	17
Hancock	20	175	9	204	177	96%	27	15
Hardin	5	14	1	20	18	120%	2	2
Harrison	1	11	0	12	11	100%	1	0
Henry	8	25	0	33	20	80%	13	4
Highland	4	51	1	56	56	108%	0	0
Hocking	3	45	11	59	42	75%	17	12
Holmes	0	6	0	6	6	100%	0	0
Huron	1	34	0	35	33	97%	2	0
Jackson	6	50	0	56	49	98%	7	7
Jefferson	19	105	4	128	109	100%	19	11
Knox	2	15	0	17	15	100%	2	1
Lake	11	231	5	247	238	101%	9	1
Lawrence	7	151	19	177	169	99%	8	2

Courts of Common Pleas – Domestic Relations Division
Domestic Violence Overall Caseloads
2012

County	Cases Pending January 1	New Filings	Reactivations and Transfers	Total Cases	Total Terminations	Clearance Rate	Cases Pending December 31	Cases Pending Beyond Time Guidelines
Licking	23	329	4	356	331	99%	25	5
Logan	20	256	54	330	307	99%	23	9
Lorain	5	473	11	489	474	98%	15	0
Lucas	22	918	0	940	918	100%	22	0
Madison	5	103	3	111	104	98%	7	0
Mahoning	30	776	2	808	785	101%	23	0
Marion	17	74	8	99	95	116%	4	2
Medina	11	300	16	327	307	97%	20	3
Meigs	4	22	0	26	24	109%	2	0
Mercer	1	3	0	4	4	133%	0	0
Miami	5	163	1	169	162	99%	7	0
Monroe	0	25	3	28	27	96%	1	1
Montgomery	186	1,727	164	2,077	1,966	104%	111	0
Morgan	5	14	7	26	25	119%	1	0
Morrow	14	37	3	54	39	98%	15	11
Muskingum	15	92	1	108	104	112%	4	4
Noble	11	17	1	29	16	89%	13	11
Ottawa	12	31	0	43	31	100%	12	0
Paulding	0	0	0	0	0	-	0	0
Perry	5	87	8	100	100	105%	0	0
Pickaway	3	53	2	58	57	104%	1	0
Pike	13	47	5	65	60	115%	5	3
Portage	36	102	37	175	134	96%	41	33
Preble	5	141	0	146	145	103%	1	1
Putnam	6	25	0	31	23	92%	8	6
Richland	23	218	2	243	232	105%	11	3
Ross	27	80	5	112	105	124%	7	4
Sandusky	79	160	6	245	161	97%	84	73
Scioto	15	98	29	142	136	107%	6	5
Seneca	12	139	0	151	148	106%	3	1
Shelby	2	35	0	37	33	94%	4	1
Stark	12	126	2	140	133	104%	7	0
Summit	107	780	0	887	777	100%	110	64
Trumbull	5	132	24	161	160	103%	1	0
Tuscarawas	19	132	2	153	146	109%	7	5
Union	2	37	0	39	36	97%	3	2
Van Wert	0	8	0	8	7	88%	1	1
Vinton	1	48	0	49	46	96%	3	0
Warren	23	433	335	791	776	101%	15	4
Washington	7	43	8	58	53	104%	5	5
Wayne	2	59	1	62	56	93%	6	3
Williams	1	17	0	18	18	106%	0	0
Wood	24	308	17	349	324	100%	25	14
Wyandot	10	35	11	56	55	120%	1	1
Statewide	1,562	18,194	1,745	21,501	20,105	101%	1,396	624

Courts of Common Pleas – Domestic Relations Division
Domestic Violence Terminations
2012

County	Uncontested Judge	Uncontested Magistrate	Trial by Judge	Trial by Magistrate	Voluntary Dismissal	Mediation/Conciliation	Bankruptcy Stay/Interlocutory Appeal	Transferred Out	Private Judge	Unavailability of Party	Other Terminations	Total Terminations
Adams	1	20	4	29	35	0	0	0	0	3	28	120
Allen	7	28	1	34	81	0	0	0	0	0	3	154
Ashland	1	3	0	11	18	0	0	0	0	1	0	34
Ashtabula	6	3	0	0	0	2	0	0	0	0	8	19
Athens	0	0	2	34	19	0	0	2	0	0	17	74
Auglaize	7	0	15	0	20	0	0	0	0	0	2	44
Belmont	0	13	0	0	16	0	0	0	0	0	36	65
Brown	0	18	2	63	33	0	0	0	0	31	83	230
Butler	6	22	54	221	123	0	0	0	0	68	613	1,107
Carroll	27	0	13	0	10	0	0	4	0	2	3	59
Champaign	33	0	36	0	25	0	0	31	0	2	2	129
Clark	0	3	5	467	71	0	0	0	0	2	171	719
Clermont	0	0	10	588	206	0	0	0	0	21	9	834
Clinton	0	2	0	77	17	0	0	0	0	0	25	121
Columbiana	0	30	10	35	12	14	0	0	0	0	30	131
Coshocton	0	0	15	0	14	0	0	0	0	0	13	42
Crawford	0	8	0	41	26	0	0	0	0	0	64	139
Cuyahoga	0	0	0	58	428	0	0	120	0	208	2	816
Darke	0	1	27	20	70	0	0	0	0	0	1	119
Defiance	6	0	1	0	1	0	0	0	0	0	0	8
Delaware	1	8	5	24	33	0	0	3	0	10	7	91
Erie	29	34	0	2	62	0	0	12	0	2	34	175
Fairfield	0	10	0	8	32	0	0	0	0	0	49	99
Fayette	3	1	30	9	11	0	0	0	0	0	1	55
Franklin	840	0	294	1	416	0	0	34	0	197	536	2,318
Fulton	10	7	4	4	5	0	0	0	0	1	2	33
Gallia	0	4	0	15	2	0	0	0	0	0	3	24
Geauga	0	14	0	23	37	0	0	1	0	1	15	91
Greene	10	34	22	47	76	0	0	0	0	23	0	212
Guernsey	1	2	1	16	9	0	0	0	0	0	2	31
Hamilton	0	82	3	998	144	0	0	0	0	129	73	1,429
Hancock	0	30	0	45	56	0	0	1	0	4	41	177
Hardin	0	1	0	1	11	0	0	0	0	0	5	18
Harrison	0	0	8	0	1	0	0	0	0	0	2	11
Henry	16	1	0	0	3	0	0	0	0	0	0	20
Highland	0	3	1	30	20	0	0	0	0	1	1	56
Hocking	5	0	3	23	8	0	0	1	0	0	2	42
Holmes	2	0	1	0	1	0	0	0	0	0	2	6
Huron	0	0	0	29	4	0	0	0	0	0	0	33
Jackson	0	1	3	8	18	0	0	1	0	0	18	49
Jefferson	0	0	4	0	53	1	1	3	2	6	39	109
Knox	0	0	8	0	3	0	0	0	0	1	3	15
Lake	0	0	1	59	24	0	0	0	0	0	154	238
Lawrence	2	34	0	0	1	0	0	0	0	0	132	169

Courts of Common Pleas – Domestic Relations Division
Domestic Violence Terminations
2012

County	Uncontested Judge	Uncontested Magistrate	Trial by Judge	Trial by Magistrate	Voluntary Dismissal	Mediation/Conciliation	Bankruptcy Stay/Interlocutory Appeal	Transferred Out	Private Judge	Unavailability of Party	Other Terminations	Total Terminations
Licking	1	27	0	152	149	0	0	1	0	0	1	331
Logan	32	4	103	11	67	0	1	48	1	6	34	307
Lorain	19	0	0	0	42	0	0	9	0	20	384	474
Lucas	0	1	0	862	2	0	0	0	0	0	53	918
Madison	1	0	8	58	37	0	0	0	0	0	0	104
Mahoning	0	251	0	353	0	0	0	0	0	0	181	785
Marion	25	2	39	6	12	0	0	1	0	0	10	95
Medina	0	6	0	252	30	2	0	0	0	17	0	307
Meigs	4	2	6	0	6	0	0	0	0	0	6	24
Mercer	1	0	0	3	0	0	0	0	0	0	0	4
Miami	0	0	0	54	56	0	0	0	0	2	50	162
Monroe	5	0	1	0	9	0	0	0	0	0	12	27
Montgomery	0	206	0	608	383	0	0	29	0	0	740	1,966
Morgan	0	0	9	0	14	0	0	0	0	1	1	25
Morrow	0	0	0	28	9	0	0	1	0	0	1	39
Muskingum	4	7	5	55	29	0	0	0	0	1	3	104
Noble	0	0	11	0	1	0	0	0	0	0	4	16
Ottawa	0	0	0	0	0	0	0	0	0	0	31	31
Paulding	0	0	0	0	0	0	0	0	0	0	0	0
Perry	0	0	6	47	14	2	1	0	0	0	30	100
Pickaway	0	1	0	51	2	0	0	0	0	3	0	57
Pike	52	0	0	0	6	0	0	2	0	0	0	60
Portage	0	1	9	73	2	0	0	0	0	0	49	134
Preble	0	0	0	0	0	0	0	0	0	0	145	145
Putnam	9	0	0	7	2	0	0	0	0	1	4	23
Richland	3	34	11	75	50	0	0	0	0	0	59	232
Ross	14	0	30	11	11	0	0	5	0	0	34	105
Sandusky	11	0	0	0	37	0	0	5	0	7	101	161
Scioto	2	49	2	8	69	0	0	0	0	1	5	136
Seneca	0	58	0	42	27	0	0	0	0	9	12	148
Shelby	0	12	0	4	17	0	0	0	0	0	0	33
Stark	0	1	1	90	1	0	0	0	0	0	40	133
Summit	0	126	0	264	4	0	0	0	0	8	375	777
Trumbull	0	1	1	85	41	0	0	0	0	0	32	160
Tuscarawas	0	3	3	105	19	1	0	0	0	2	13	146
Union	0	0	13	2	11	0	0	2	0	0	8	36
Van Wert	0	5	0	0	2	0	0	0	0	0	0	7
Vinton	0	0	27	0	13	0	0	0	0	6	0	46
Warren	0	0	3	321	24	0	0	0	0	17	411	776
Washington	0	21	0	13	18	0	0	0	0	0	1	53
Wayne	0	1	0	3	3	0	0	1	0	0	48	56
Williams	10	0	6	0	2	0	0	0	0	0	0	18
Wood	0	117	0	103	39	0	0	1	0	19	45	324
Wyandot	7	16	9	16	4	0	0	0	0	0	3	55
Statewide	1,213	1,369	886	6,782	3,519	22	3	318	3	833	5,157	20,105

Courts of Common Pleas – Domestic Relations Division
Uniform Interstate Family Support Act Overall Caseloads
2012

County	Cases Pending January 1	New Filings	Reactivations and Transfers	Total Cases	Total Terminations	Clearance Rate	Cases Pending December 31	Cases Pending Beyond Time Guidelines
Adams	2	2	0	4	4	200%	0	0
Allen	6	48	2	56	51	102%	5	0
Ashland	0	0	0	0	0	-	0	0
Ashtabula	3	0	0	3	2	-	1	1
Athens	5	3	0	8	5	167%	3	1
Auglaize	0	0	0	0	0	-	0	0
Belmont	16	70	1	87	67	94%	20	7
Brown	3	11	0	14	13	118%	1	0
Butler	0	15	0	15	15	100%	0	0
Carroll	1	1	0	2	2	200%	0	0
Champaign	0	4	1	5	4	80%	1	0
Clark	4	16	0	20	20	125%	0	0
Clermont	4	18	0	22	18	100%	4	2
Clinton	3	12	1	16	13	100%	3	1
Columbiana	24	78	35	137	115	102%	22	5
Coshocton	0	1	0	1	1	100%	0	0
Crawford	0	0	0	0	0	-	0	0
Cuyahoga	64	274	47	385	326	102%	59	22
Darke	0	0	0	0	0	-	0	0
Defiance	2	15	3	20	18	100%	2	0
Delaware	0	0	0	0	0	-	0	0
Erie	0	0	0	0	0	-	0	0
Fairfield	6	26	1	33	28	104%	5	2
Fayette	0	2	4	6	6	100%	0	0
Franklin	0	0	0	0	0	-	0	0
Fulton	15	29	5	49	49	144%	0	0
Gallia	0	0	1	1	1	100%	0	0
Geauga	0	0	0	0	0	-	0	0
Greene	0	29	0	29	29	100%	0	0
Guernsey	3	11	0	14	12	109%	2	0
Hamilton	0	0	0	0	0	-	0	0
Hancock	0	0	0	0	0	-	0	0
Hardin	0	4	0	4	3	75%	1	0
Harrison	0	0	0	0	0	-	0	0
Henry	0	3	0	3	2	67%	1	0
Highland	0	6	0	6	6	100%	0	0
Hocking	0	0	0	0	0	-	0	0
Holmes	0	0	0	0	0	-	0	0
Huron	0	0	0	0	0	-	0	0
Jackson	0	0	0	0	0	-	0	0
Jefferson	0	1	0	1	0	0%	1	0
Knox	1	3	0	4	2	67%	2	0
Lake	3	19	0	22	21	111%	1	0
Lawrence	0	0	0	0	0	-	0	0

Courts of Common Pleas – Domestic Relations Division
Uniform Interstate Family Support Act Overall Caseloads
2012

County	Cases Pending January 1	New Filings	Reactivations and Transfers	Total Cases	Total Terminations	Clearance Rate	Cases Pending December 31	Cases Pending Beyond Time Guidelines
Licking	3	13	0	16	11	85%	5	4
Logan	0	0	0	0	0	-	0	0
Lorain	0	0	0	0	0	-	0	0
Lucas	0	0	0	0	0	-	0	0
Madison	2	2	1	5	2	67%	3	0
Mahoning	5	5	7	17	16	133%	1	0
Marion	0	0	0	0	0	-	0	0
Medina	1	5	4	10	9	100%	1	1
Meigs	1	0	0	1	1	-	0	0
Mercer	0	0	3	3	3	100%	0	0
Miami	0	7	1	8	8	100%	0	0
Monroe	0	0	0	0	0	-	0	0
Montgomery	0	0	0	0	0	-	0	0
Morgan	0	0	0	0	0	-	0	0
Morrow	0	0	0	0	0	-	0	0
Muskingum	3	19	0	22	19	100%	3	2
Noble	0	0	0	0	0	-	0	0
Ottawa	0	0	0	0	0	-	0	0
Paulding	0	0	0	0	0	-	0	0
Perry	0	0	0	0	0	-	0	0
Pickaway	1	11	2	14	12	92%	2	0
Pike	0	0	0	0	0	-	0	0
Portage	12	23	2	37	23	92%	14	11
Preble	2	6	1	9	8	114%	1	1
Putnam	1	7	2	10	7	78%	3	1
Richland	1	15	0	16	11	73%	5	5
Ross	6	23	0	29	21	91%	8	2
Sandusky	1	0	0	1	1	-	0	0
Scioto	3	14	0	17	16	114%	1	1
Seneca	2	0	0	2	2	-	0	0
Shelby	0	0	0	0	0	-	0	0
Stark	0	0	0	0	0	-	0	0
Summit	33	96	1	130	84	87%	46	13
Trumbull	30	111	0	141	111	100%	30	14
Tuscarawas	2	9	0	11	11	122%	0	0
Union	0	5	0	5	5	100%	0	0
Van Wert	1	6	1	8	4	57%	4	3
Vinton	1	1	0	2	2	200%	0	0
Warren	4	10	1	15	15	136%	0	0
Washington	0	0	2	2	2	100%	0	0
Wayne	8	39	0	47	42	108%	5	0
Williams	0	0	0	0	0	-	0	0
Wood	0	0	0	0	0	-	0	0
Wyandot	0	1	0	1	1	100%	0	0
Statewide	288	1,129	129	1,546	1,280	102%	266	99

Courts of Common Pleas – Domestic Relations Division
Uniform Interstate Family Support Act Terminations
2012

County	Uncontested Judge	Uncontested Magistrate	Trial by Judge	Trial by Magistrate	Voluntary Dismissal	Mediation/Conciliation	Bankruptcy Stay/Interlocutory Appeal	Transferred Out	Private Judge	Unavailability of Party	Other Terminations	Total Terminations
Adams	0	0	0	0	0	0	0	0	0	0	4	4
Allen	0	9	0	11	3	0	0	0	0	0	28	51
Ashland	0	0	0	0	0	0	0	0	0	0	0	0
Ashtabula	0	2	0	0	0	0	0	0	0	0	0	2
Athens	0	0	0	0	0	0	0	0	0	0	5	5
Auglaize	0	0	0	0	0	0	0	0	0	0	0	0
Belmont	0	53	0	0	7	0	0	0	0	1	6	67
Brown	2	0	0	0	5	0	0	0	0	0	6	13
Butler	0	0	0	0	0	0	0	0	0	0	15	15
Carroll	1	0	1	0	0	0	0	0	0	0	0	2
Champaign	0	3	0	0	1	0	0	0	0	0	0	4
Clark	0	0	0	3	6	0	0	0	0	1	10	20
Clermont	0	0	14	4	0	0	0	0	0	0	0	18
Clinton	0	0	0	6	1	0	0	0	0	0	6	13
Columbiana	0	49	0	39	0	0	0	0	0	1	26	115
Coshocton	0	0	0	0	0	0	0	0	0	0	1	1
Crawford	0	0	0	0	0	0	0	0	0	0	0	0
Cuyahoga	123	92	0	4	43	0	0	2	0	48	14	326
Darke	0	0	0	0	0	0	0	0	0	0	0	0
Defiance	6	2	0	3	7	0	0	0	0	0	0	18
Delaware	0	0	0	0	0	0	0	0	0	0	0	0
Erie	0	0	0	0	0	0	0	0	0	0	0	0
Fairfield	2	0	0	0	0	0	0	0	0	0	26	28
Fayette	3	0	0	3	0	0	0	0	0	0	0	6
Franklin	0	0	0	0	0	0	0	0	0	0	0	0
Fulton	0	5	0	0	4	0	0	0	0	0	40	49
Gallia	0	0	0	0	1	0	0	0	0	0	0	1
Geauga	0	0	0	0	0	0	0	0	0	0	0	0
Greene	29	0	0	0	0	0	0	0	0	0	0	29
Guernsey	0	0	0	0	0	0	0	0	0	0	12	12
Hamilton	0	0	0	0	0	0	0	0	0	0	0	0
Hancock	0	0	0	0	0	0	0	0	0	0	0	0
Hardin	0	0	0	0	0	0	0	0	0	0	3	3
Harrison	0	0	0	0	0	0	0	0	0	0	0	0
Henry	2	0	0	0	0	0	0	0	0	0	0	2
Highland	0	0	0	1	0	0	0	0	0	0	5	6
Hocking	0	0	0	0	0	0	0	0	0	0	0	0
Holmes	0	0	0	0	0	0	0	0	0	0	0	0
Huron	0	0	0	0	0	0	0	0	0	0	0	0
Jackson	0	0	0	0	0	0	0	0	0	0	0	0
Jefferson	0	0	0	0	0	0	0	0	0	0	0	0
Knox	0	0	0	2	0	0	0	0	0	0	0	2
Lake	0	0	0	0	1	0	0	0	0	0	20	21
Lawrence	0	0	0	0	0	0	0	0	0	0	0	0

Courts of Common Pleas – Domestic Relations Division
Uniform Interstate Family Support Act Terminations
2012

County	Uncontested Judge	Uncontested Magistrate	Trial by Judge	Trial by Magistrate	Voluntary Dismissal	Mediation/Conciliation	Bankruptcy Stay/Interlocutory Appeal	Transferred Out	Private Judge	Unavailability of Party	Other Terminations	Total Terminations
Licking	0	0	0	5	6	0	0	0	0	0	0	11
Logan	0	0	0	0	0	0	0	0	0	0	0	0
Lorain	0	0	0	0	0	0	0	0	0	0	0	0
Lucas	0	0	0	0	0	0	0	0	0	0	0	0
Madison	0	0	0	0	2	0	0	0	0	0	0	2
Mahoning	0	4	0	6	0	0	0	0	0	0	6	16
Marion	0	0	0	0	0	0	0	0	0	0	0	0
Medina	7	0	0	0	0	0	0	0	0	1	1	9
Meigs	0	1	0	0	0	0	0	0	0	0	0	1
Mercer	0	0	0	0	0	0	0	0	0	0	3	3
Miami	0	0	0	0	2	0	0	1	0	0	5	8
Monroe	0	0	0	0	0	0	0	0	0	0	0	0
Montgomery	0	0	0	0	0	0	0	0	0	0	0	0
Morgan	0	0	0	0	0	0	0	0	0	0	0	0
Morrow	0	0	0	0	0	0	0	0	0	0	0	0
Muskingum	13	1	0	3	0	0	0	0	0	0	2	19
Noble	0	0	0	0	0	0	0	0	0	0	0	0
Ottawa	0	0	0	0	0	0	0	0	0	0	0	0
Paulding	0	0	0	0	0	0	0	0	0	0	0	0
Perry	0	0	0	0	0	0	0	0	0	0	0	0
Pickaway	0	0	0	10	0	0	0	0	0	0	2	12
Pike	0	0	0	0	0	0	0	0	0	0	0	0
Portage	0	0	0	10	6	0	0	0	0	0	7	23
Preble	0	0	0	5	1	0	0	0	0	1	1	8
Putnam	5	0	0	0	2	0	0	0	0	0	0	7
Richland	0	6	2	1	2	0	0	0	0	0	0	11
Ross	1	3	0	3	6	0	0	0	0	0	8	21
Sandusky	0	0	0	0	0	0	0	0	0	0	1	1
Scioto	0	14	0	0	1	0	0	0	0	0	1	16
Seneca	0	1	0	0	0	0	0	0	0	0	1	2
Shelby	0	0	0	0	0	0	0	0	0	0	0	0
Stark	0	0	0	0	0	0	0	0	0	0	0	0
Summit	39	2	2	24	4	0	0	0	0	0	13	84
Trumbull	1	0	0	78	14	1	0	0	0	0	17	111
Tuscarawas	0	0	0	1	1	0	0	0	0	0	9	11
Union	0	0	2	0	0	0	0	0	0	0	3	5
Van Wert	0	4	0	0	0	0	0	0	0	0	0	4
Vinton	1	0	0	0	0	0	0	0	0	0	1	2
Warren	0	0	0	4	0	0	0	0	0	0	11	15
Washington	0	2	0	0	0	0	0	0	0	0	0	2
Wayne	0	2	0	7	1	0	0	0	0	0	32	42
Williams	0	0	0	0	0	0	0	0	0	0	0	0
Wood	0	0	0	0	0	0	0	0	0	0	0	0
Wyandot	0	1	0	0	0	0	0	0	0	0	0	1
Statewide	235	256	21	233	127	1	0	3	0	53	351	1,280

Courts of Common Pleas – Domestic Relations Division
 Parentage Overall Caseloads
 2012

County	Cases Pending January 1	New Filings	Reactivations and Transfers	Total Cases	Total Terminations	Clearance Rate	Cases Pending December 31	Cases Pending Beyond Time Guidelines
Adams	0	0	0	0	0	-	0	0
Allen	14	26	0	40	34	131%	6	0
Ashland	0	0	0	0	0	-	0	0
Ashtabula	0	0	0	0	0	-	0	0
Athens	0	0	0	0	0	-	0	0
Auglaize	0	0	0	0	0	-	0	0
Belmont	0	0	0	0	0	-	0	0
Brown	0	0	0	0	0	-	0	0
Butler	1	0	0	1	1	-	0	0
Carroll	0	0	0	0	0	-	0	0
Champaign	2	1	2	5	4	133%	1	0
Clark	0	0	0	0	0	-	0	0
Clermont	0	0	0	0	0	-	0	0
Clinton	0	0	0	0	0	-	0	0
Columbiana	0	0	0	0	0	-	0	0
Coshocton	0	0	0	0	0	-	0	0
Crawford	0	0	1	1	1	100%	0	0
Cuyahoga	25	89	15	129	72	69%	57	1
Darke	0	0	0	0	0	-	0	0
Defiance	0	0	0	0	0	-	0	0
Delaware	0	0	0	0	0	-	0	0
Erie	0	0	0	0	0	-	0	0
Fairfield	44	181	20	245	185	92%	60	1
Fayette	0	0	0	0	0	-	0	0
Franklin	46	0	0	46	46	-	0	0
Fulton	0	0	0	0	0	-	0	0
Gallia	0	0	0	0	0	-	0	0
Geauga	0	0	0	0	0	-	0	0
Greene	0	0	0	0	0	-	0	0
Guernsey	0	0	0	0	0	-	0	0
Hamilton	0	0	0	0	0	-	0	0
Hancock	0	0	0	0	0	-	0	0
Hardin	1	0	2	3	3	150%	0	0
Harrison	0	0	0	0	0	-	0	2
Henry	14	0	0	14	11	-	3	2
Highland	0	0	0	0	0	-	0	0
Hocking	0	0	2	2	0	0%	2	1
Holmes	0	0	0	0	0	-	0	0
Huron	0	0	0	0	0	-	0	0
Jackson	0	0	1	1	0	0%	1	0
Jefferson	0	0	0	0	0	-	0	0
Knox	0	0	0	0	0	-	0	0
Lake	0	0	0	0	0	-	0	13
Lawrence	0	0	0	0	0	-	0	3

Courts of Common Pleas – Domestic Relations Division
 Parentage Overall Caseloads
 2012

County	Cases Pending January 1	New Filings	Reactivations and Transfers	Total Cases	Total Terminations	Clearance Rate	Cases Pending December 31	Cases Pending Beyond Time Guidelines
Licking	73	374	8	455	389	102%	66	4
Logan	0	0	0	0	0	-	0	0
Lorain	0	0	0	0	0	-	0	0
Lucas	0	0	0	0	0	-	0	0
Madison	0	0	0	0	0	-	0	0
Mahoning	0	0	0	0	0	-	0	0
Marion	21	64	4	89	70	103%	19	0
Medina	64	300	74	438	353	94%	85	1
Meigs	0	0	0	0	0	-	0	0
Mercer	3	0	11	14	13	118%	1	0
Miami	0	0	0	0	0	-	0	0
Monroe	0	0	0	0	0	-	0	0
Montgomery	0	0	0	0	0	-	0	0
Morgan	0	0	0	0	0	-	0	0
Morrow	0	0	0	0	0	-	0	0
Muskingum	17	26	1	44	33	122%	11	2
Noble	0	0	0	0	0	-	0	0
Ottawa	0	0	2	2	2	100%	0	0
Paulding	0	0	0	0	0	-	0	0
Perry	0	0	0	0	0	-	0	0
Pickaway	0	0	0	0	0	-	0	0
Pike	0	0	0	0	0	-	0	0
Portage	0	0	0	0	0	-	0	0
Preble	0	0	0	0	0	-	0	0
Putnam	0	0	0	0	0	-	0	0
Richland	62	261	4	327	250	94%	77	1
Ross	0	1	0	1	0	0%	1	0
Sandusky	0	1	0	1	0	0%	1	0
Scioto	21	32	2	55	34	100%	21	4
Seneca	0	0	0	0	0	-	0	0
Shelby	0	0	0	0	0	-	0	0
Stark	0	0	0	0	0	-	0	4
Summit	280	480	1	761	472	98%	289	16
Trumbull	0	0	0	0	0	-	0	0
Tuscarawas	0	0	0	0	0	-	0	0
Union	0	0	0	0	0	-	0	0
Van Wert	0	0	0	0	0	-	0	0
Vinton	0	0	0	0	0	-	0	0
Warren	0	0	0	0	0	-	0	0
Washington	0	0	0	0	0	-	0	0
Wayne	0	1	0	1	0	0%	1	0
Williams	0	0	0	0	0	-	0	2
Wood	0	0	0	0	0	-	0	0
Wyandot	0	0	0	0	0	-	0	0
Statewide	688	1,837	150	2,675	1,973	99%	702	57

Courts of Common Pleas – Domestic Relations Division
Parentage Terminations
2012

County	Uncontested Judge	Uncontested Magistrate	Trial by Judge	Trial by Magistrate	Voluntary Dismissal	Mediation/Conciliation	Bankruptcy Stay/Interlocutory Appeal	Transferred Out	Private Judge	Unavailability of Party	Other Terminations	Total Terminations
Adams	0	0	0	0	0	0	0	0	0	0	0	0
Allen	0	15	0	8	10	0	0	0	0	0	1	34
Ashland	0	0	0	0	0	0	0	0	0	0	0	0
Ashtabula	0	0	0	0	0	0	0	0	0	0	0	0
Athens	0	0	0	0	0	0	0	0	0	0	0	0
Auglaize	0	0	0	0	0	0	0	0	0	0	0	0
Belmont	0	0	0	0	0	0	0	0	0	0	0	0
Brown	0	0	0	0	0	0	0	0	0	0	0	0
Butler	0	0	0	1	0	0	0	0	0	0	0	1
Carroll	0	0	0	0	0	0	0	0	0	0	0	0
Champaign	0	0	1	0	0	0	0	1	0	0	2	4
Clark	0	0	0	0	0	0	0	0	0	0	0	0
Clermont	0	0	0	0	0	0	0	0	0	0	0	0
Clinton	0	0	0	0	0	0	0	0	0	0	0	0
Columbiana	0	0	0	0	0	0	0	0	0	0	0	0
Coshocton	0	0	0	0	0	0	0	0	0	0	0	0
Crawford	0	0	0	1	0	0	0	0	0	0	0	1
Cuyahoga	2	51	0	0	18	0	0	1	0	0	0	72
Darke	0	0	0	0	0	0	0	0	0	0	0	0
Defiance	0	0	0	0	0	0	0	0	0	0	0	0
Delaware	0	0	0	0	0	0	0	0	0	0	0	0
Erie	0	0	0	0	0	0	0	0	0	0	0	0
Fairfield	62	39	0	8	24	0	0	1	0	0	51	185
Fayette	0	0	0	0	0	0	0	0	0	0	0	0
Franklin	0	0	0	0	0	0	0	0	0	0	46	46
Fulton	0	0	0	0	0	0	0	0	0	0	0	0
Gallia	0	0	0	0	0	0	0	0	0	0	0	0
Geauga	0	0	0	0	0	0	0	0	0	0	0	0
Greene	0	0	0	0	0	0	0	0	0	0	0	0
Guernsey	0	0	0	0	0	0	0	0	0	0	0	0
Hamilton	0	0	0	0	0	0	0	0	0	0	0	0
Hancock	0	0	0	0	0	0	0	0	0	0	0	0
Hardin	0	0	0	1	1	0	0	0	0	0	1	3
Harrison	0	0	0	0	0	0	0	0	0	0	0	0
Henry	4	7	0	0	0	0	0	0	0	0	0	11
Highland	0	0	0	0	0	0	0	0	0	0	0	0
Hocking	0	0	0	0	0	0	0	0	0	0	0	0
Holmes	0	0	0	0	0	0	0	0	0	0	0	0
Huron	0	0	0	0	0	0	0	0	0	0	0	0
Jackson	0	0	0	0	0	0	0	0	0	0	0	0
Jefferson	0	0	0	0	0	0	0	0	0	0	0	0
Knox	0	0	0	0	0	0	0	0	0	0	0	0
Lake	0	0	0	0	0	0	0	0	0	0	0	0
Lawrence	0	0	0	0	0	0	0	0	0	0	0	0

Courts of Common Pleas – Domestic Relations Division
Parentage Terminations
2012

County	Uncontested Judge	Uncontested Magistrate	Trial by Judge	Trial by Magistrate	Voluntary Dismissal	Mediation/Conciliation	Bankruptcy Stay/Interlocutory Appeal	Transferred Out	Private Judge	Unavailability of Party	Other Terminations	Total Terminations
Licking	29	282	0	44	30	1	0	0	0	0	3	389
Logan	0	0	0	0	0	0	0	0	0	0	0	0
Lorain	0	0	0	0	0	0	0	0	0	0	0	0
Lucas	0	0	0	0	0	0	0	0	0	0	0	0
Madison	0	0	0	0	0	0	0	0	0	0	0	0
Mahoning	0	0	0	0	0	0	0	0	0	0	0	0
Marion	17	0	1	1	19	0	1	0	0	0	31	70
Medina	13	180	2	66	18	47	8	2	0	11	6	353
Meigs	0	0	0	0	0	0	0	0	0	0	0	0
Mercer	0	4	0	8	1	0	0	0	0	0	0	13
Miami	0	0	0	0	0	0	0	0	0	0	0	0
Monroe	0	0	0	0	0	0	0	0	0	0	0	0
Montgomery	0	0	0	0	0	0	0	0	0	0	0	0
Morgan	0	0	0	0	0	0	0	0	0	0	0	0
Morrow	0	0	0	0	0	0	0	0	0	0	0	0
Muskingum	3	1	0	5	23	0	0	0	0	1	0	33
Noble	0	0	0	0	0	0	0	0	0	0	0	0
Ottawa	0	0	0	0	0	0	0	0	0	0	2	2
Paulding	0	0	0	0	0	0	0	0	0	0	0	0
Perry	0	0	0	0	0	0	0	0	0	0	0	0
Pickaway	0	0	0	0	0	0	0	0	0	0	0	0
Pike	0	0	0	0	0	0	0	0	0	0	0	0
Portage	0	0	0	0	0	0	0	0	0	0	0	0
Preble	0	0	0	0	0	0	0	0	0	0	0	0
Putnam	0	0	0	0	0	0	0	0	0	0	0	0
Richland	5	130	2	30	20	0	0	0	0	57	6	250
Ross	0	0	0	0	0	0	0	0	0	0	0	0
Sandusky	0	0	0	0	0	0	0	0	0	0	0	0
Scioto	3	21	0	0	5	1	0	0	0	0	4	34
Seneca	0	0	0	0	0	0	0	0	0	0	0	0
Shelby	0	0	0	0	0	0	0	0	0	0	0	0
Stark	0	0	0	0	0	0	0	0	0	0	0	0
Summit	3	118	1	201	17	0	0	3	0	2	127	472
Trumbull	0	0	0	0	0	0	0	0	0	0	0	0
Tuscarawas	0	0	0	0	0	0	0	0	0	0	0	0
Union	0	0	0	0	0	0	0	0	0	0	0	0
Van Wert	0	0	0	0	0	0	0	0	0	0	0	0
Vinton	0	0	0	0	0	0	0	0	0	0	0	0
Warren	0	0	0	0	0	0	0	0	0	0	0	0
Washington	0	0	0	0	0	0	0	0	0	0	0	0
Wayne	0	0	0	0	0	0	0	0	0	0	0	0
Williams	0	0	0	0	0	0	0	0	0	0	0	0
Wood	0	0	0	0	0	0	0	0	0	0	0	0
Wyandot	0	0	0	0	0	0	0	0	0	0	0	0
Statewide	141	848	7	374	186	49	9	8	0	71	280	1,973

Courts of Common Pleas – Domestic Relations Division
All Others Overall Caseloads
2012

County	Cases Pending January 1	New Filings	Reactivations and Transfers	Total Cases	Total Terminations	Clearance Rate	Cases Pending December 31	Cases Pending Beyond Time Guidelines
Adams	1	3	8	12	6	55%	6	0
Allen	9	0	58	67	55	95%	12	4
Ashland	5	0	72	77	70	97%	7	1
Ashtabula	29	0	51	80	62	122%	18	8
Athens	29	1	31	61	40	125%	21	12
Auglaize	8	1	43	52	41	93%	11	1
Belmont	1	7	2	10	5	56%	5	1
Brown	19	0	61	80	61	100%	19	3
Butler	386	3	3,284	3,673	3,319	101%	354	8
Carroll	0	0	0	0	0	-	0	0
Champaign	9	0	27	36	31	115%	5	2
Clark	0	0	0	0	0	-	0	0
Clermont	48	104	206	358	280	90%	78	10
Clinton	20	8	27	55	34	97%	21	7
Columbiana	18	5	42	65	52	111%	13	3
Coshocton	3	0	17	20	18	106%	2	1
Crawford	5	0	12	17	14	117%	3	1
Cuyahoga	6	21	140	167	104	65%	63	1
Darke	9	14	1	24	19	127%	5	0
Defiance	4	3	7	14	7	70%	7	0
Delaware	30	2	67	99	73	106%	26	8
Erie	19	1	29	49	29	97%	20	6
Fairfield	13	0	53	66	58	109%	8	0
Fayette	3	2	11	16	13	100%	3	0
Franklin	380	22	2,292	2,694	2,268	98%	426	119
Fulton	5	5	30	40	27	77%	13	6
Gallia	3	0	11	14	11	100%	3	0
Geauga	12	3	9	24	18	150%	6	2
Greene	25	0	63	88	60	95%	28	10
Guernsey	8	1	55	64	56	100%	8	0
Hamilton	124	1	493	618	500	101%	118	15
Hancock	40	7	36	83	73	170%	10	3
Hardin	1	2	1	4	2	67%	2	0
Harrison	4	0	13	17	11	85%	6	2
Henry	3	3	0	6	4	133%	2	0
Highland	2	2	12	16	15	107%	1	0
Hocking	7	0	8	15	15	188%	0	0
Holmes	1	13	0	14	8	62%	6	2
Huron	10	0	21	31	26	124%	5	0
Jackson	7	15	12	34	27	100%	7	0
Jefferson	2	1	21	24	21	95%	3	0
Knox	13	2	23	38	29	116%	9	5
Lake	83	7	317	407	308	95%	99	13
Lawrence	22	8	47	77	52	95%	25	4

Courts of Common Pleas – Domestic Relations Division
All Others Overall Caseloads
2012

County	Cases Pending January 1	New Filings	Reactivations and Transfers	Total Cases	Total Terminations	Clearance Rate	Cases Pending December 31	Cases Pending Beyond Time Guidelines
Licking	35	30	107	172	129	94%	43	10
Logan	17	0	61	78	63	103%	15	5
Lorain	55	7	199	261	183	89%	78	21
Lucas	200	1	586	787	601	102%	186	67
Madison	7	12	2	21	10	71%	11	6
Mahoning	9	0	142	151	122	86%	29	0
Marion	20	1	62	83	62	98%	21	1
Medina	62	0	238	300	242	102%	58	14
Meigs	6	2	22	30	19	79%	11	0
Mercer	2	0	14	16	14	100%	2	0
Miami	26	4	141	171	153	106%	18	0
Monroe	1	0	10	11	8	80%	3	2
Montgomery	87	0	405	492	404	100%	88	17
Morgan	3	2	9	14	9	82%	5	0
Morrow	0	2	1	3	1	33%	2	0
Muskingum	12	0	53	65	51	96%	14	1
Noble	5	1	10	16	6	55%	10	5
Ottawa	22	7	15	44	30	136%	14	0
Paulding	5	0	25	30	19	76%	11	6
Perry	4	2	8	14	9	90%	5	0
Pickaway	0	0	0	0	0	-	0	0
Pike	8	2	22	32	25	104%	7	1
Portage	32	2	83	117	88	104%	29	8
Preble	7	0	12	19	10	83%	9	3
Putnam	7	3	6	16	9	100%	7	4
Richland	127	7	1,005	1,139	798	79%	341	19
Ross	22	8	24	54	41	128%	13	3
Sandusky	112	165	24	301	152	80%	149	95
Scioto	0	7	58	65	59	91%	6	2
Seneca	8	16	5	29	16	76%	13	0
Shelby	17	3	31	51	45	132%	6	2
Stark	115	0	1,021	1,136	1,014	99%	122	13
Summit	189	30	381	600	430	105%	170	22
Trumbull	39	0	121	160	118	98%	42	13
Tuscarawas	18	0	53	71	49	92%	22	3
Union	4	2	16	22	16	89%	6	3
Van Wert	0	0	2	2	0	0%	2	0
Vinton	2	3	1	6	4	100%	2	1
Warren	50	5	208	263	218	102%	45	9
Washington	3	0	24	27	23	96%	4	1
Wayne	0	2	0	2	1	50%	1	1
Williams	5	0	10	15	10	100%	5	2
Wood	29	0	58	87	61	105%	26	10
Wyandot	1	0	1	2	2	200%	0	0
Statewide	2,799	593	12,989	16,381	13,246	98%	3,135	628

Courts of Common Pleas – Domestic Relations Division
All Others Terminations
2012




County	Uncontested Judge	Uncontested Magistrate	Trial by Judge	Trial by Magistrate	Voluntary Dismissal	Mediation/ Conciliation	Bankruptcy Stay/ Interlocutory Appeal	Transferred Out	Private Judge	Unavailability of Party	Other Terminations	Total Terminations
Adams	0	1	0	1	0	0	0	0	0	1	3	6
Allen	14	5	6	4	15	0	0	0	0	1	10	55
Ashland	35	13	0	10	8	0	0	0	0	0	4	70
Ashtabula	11	16	4	0	11	0	0	0	0	0	20	62
Athens	0	0	3	21	7	0	2	0	0	0	7	40
Auglaize	11	0	10	0	12	0	0	0	0	1	7	41
Belmont	0	3	0	0	0	0	0	0	0	0	2	5
Brown	0	8	1	21	7	0	2	0	0	0	22	61
Butler	0	0	320	1,063	542	0	34	0	0	369	991	3,319
Carroll	0	0	0	0	0	0	0	0	0	0	0	0
Champaign	14	2	5	0	6	0	1	0	0	0	3	31
Clark	0	0	0	0	0	0	0	0	0	0	0	0
Clermont	0	0	73	162	39	1	0	1	0	2	2	280
Clinton	0	2	2	14	6	0	0	0	0	1	9	34
Columbiana	0	27	0	13	2	0	0	0	0	1	9	52
Coshocton	0	0	1	3	2	0	2	1	0	1	8	18
Crawford	0	7	0	2	4	1	0	0	0	0	0	14
Cuyahoga	8	4	7	62	18	1	0	2	0	1	1	104
Darke	11	0	0	7	1	0	0	0	0	0	0	19
Defiance	2	2	2	0	0	0	0	0	0	0	1	7
Delaware	1	20	1	24	9	0	2	2	0	0	14	73
Erie	6	9	0	0	10	0	0	0	0	0	4	29
Fairfield	9	2	17	2	11	0	0	1	0	2	14	58
Fayette	2	8	0	0	2	0	0	0	0	0	1	13
Franklin	288	37	88	45	219	0	6	3	0	112	1,470	2,268
Fulton	4	6	3	10	2	1	0	1	0	0	0	27
Gallia	0	0	0	7	1	0	0	0	0	0	3	11
Geauga	0	9	0	3	2	1	1	0	0	0	2	18
Greene	18	14	3	6	13	0	1	0	0	0	5	60
Guernsey	1	2	1	13	4	0	0	0	0	0	35	56
Hamilton	0	2	101	211	47	5	6	3	0	8	117	500
Hancock	1	32	4	18	12	0	1	0	0	1	4	73
Hardin	0	0	0	0	0	1	0	1	0	0	0	2
Harrison	2	0	7	0	2	0	0	0	0	0	0	11
Henry	4	0	0	0	0	0	0	0	0	0	0	4
Highland	0	0	0	8	5	0	0	0	0	0	2	15
Hocking	0	0	0	9	2	0	0	0	0	0	4	15
Holmes	0	0	3	0	0	0	0	0	0	0	5	8
Huron	0	0	1	18	0	0	1	0	0	1	5	26
Jackson	0	0	0	12	5	0	0	1	0	0	9	27
Jefferson	0	1	16	2	2	0	0	0	0	0	0	21
Knox	0	7	1	5	7	0	0	0	0	0	9	29
Lake	0	0	2	111	54	16	3	0	0	0	122	308
Lawrence	9	24	0	1	4	0	0	1	0	0	13	52

Courts of Common Pleas – Domestic Relations Division
All Others Terminations
2012

County	Uncontested Judge	Uncontested Magistrate	Trial by Judge	Trial by Magistrate	Voluntary Dismissal	Mediation/ Conciliation	Bankruptcy Stay/ Interlocutory Appeal	Transferred Out	Private Judge	Unavailability of Party	Other Terminations	Total Terminations
Licking	9	24	8	47	28	1	3	1	0	0	8	129
Logan	4	3	12	11	16	0	2	0	4	1	10	63
Lorain	8	1	0	0	17	0	0	1	0	1	155	183
Lucas	1	144	3	266	4	0	0	0	0	0	183	601
Madison	0	0	0	9	0	0	0	0	0	0	1	10
Mahoning	0	47	3	62	0	1	1	0	0	1	7	122
Marion	26	2	22	2	6	0	0	1	0	0	3	62
Medina	14	13	17	131	38	10	2	5	0	6	6	242
Meigs	1	4	10	0	1	0	0	0	0	0	3	19
Mercer	0	5	0	3	2	0	0	1	0	1	2	14
Miami	0	3	0	31	30	6	3	2	0	0	78	153
Monroe	2	0	0	0	1	0	0	0	0	0	5	8
Montgomery	0	247	70	38	29	0	9	0	0	1	10	404
Morgan	0	0	6	0	2	0	0	0	0	1	0	9
Morrow	0	0	0	0	1	0	0	0	0	0	0	1
Muskingum	24	4	8	3	9	0	2	0	0	0	1	51
Noble	0	0	5	0	0	0	0	0	0	0	1	6
Ottawa	0	0	0	0	0	0	0	0	0	0	30	30
Paulding	0	0	0	0	6	0	0	0	0	0	13	19
Perry	0	0	1	3	0	0	0	0	0	0	5	9
Pickaway	0	0	0	0	0	0	0	0	0	0	0	0
Pike	16	0	0	0	7	0	0	0	0	0	2	25
Portage	2	0	16	15	9	0	0	0	0	0	46	88
Preble	0	0	0	5	0	0	0	0	0	0	5	10
Putnam	6	0	0	0	2	0	0	0	0	0	1	9
Richland	35	413	0	7	22	0	0	0	0	5	316	798
Ross	4	1	1	12	5	0	0	2	0	0	16	41
Sandusky	7	0	0	0	22	0	0	3	0	1	119	152
Scioto	29	14	0	4	4	0	0	0	0	1	7	59
Seneca	0	9	0	4	2	0	0	0	0	0	1	16
Shelby	0	15	0	13	14	0	0	1	0	0	2	45
Stark	0	1	97	52	29	1	2	1	0	0	831	1,014
Summit	13	27	5	135	15	0	2	0	0	2	231	430
Trumbull	2	0	3	65	13	0	0	0	0	0	35	118
Tuscarawas	0	8	1	14	2	0	0	0	0	1	23	49
Union	1	0	11	1	3	0	0	0	0	0	0	16
Van Wert	0	0	0	0	0	0	0	0	0	0	0	0
Vinton	0	0	2	0	1	0	0	0	0	0	1	4
Warren	2	0	1	126	24	0	1	1	0	4	59	218
Washington	0	13	0	4	5	0	0	1	0	0	0	23
Wayne	0	0	0	0	0	0	0	0	0	0	1	1
Williams	1	6	0	0	1	0	0	2	0	0	0	10
Wood	3	13	0	20	11	4	0	0	0	1	9	61
Wyandot	1	0	0	1	0	0	0	0	0	0	0	2
Statewide	662	1,280	984	2,972	1,474	50	89	39	4	529	5,163	13,246



COURTS OF COMMON PLEAS
PROBATE DIVISION





Courts of Common Pleas – Probate Division
Composite Report for the Entire State
2012

	Cases Pending January 1	Cases Filed	Cases Closed	Cases Pending December 31
Decedents' Estates	66,778	57,241	55,938	68,081
Guardianships of Minors	15,687	2,329	2,765	15,251
Guardianships of Incompetents	42,615	6,993	5,135	44,473
Emergency, Limited and Interim Guardianships	X	X	806	X
Conservatorships	321	122	94	349
Testamentary Trusts	7,977	475	899	7,553
Civil Actions	2,734	2,581	2,620	2,695
Adoptions	1,287	4,060	3,960	1,387
Mental Illness and Mental Retardation	1,721	5,923	5,772	1,872
Minors' Settlements	1,759	1,349	1,220	1,888
Wrongful Death	924	688	662	950
Delayed Registration and Correction of Birth	X	1,157	1,162	X
Change of Name	X	5,880	5,728	X
Totals	141,803	88,798	86,761	144,499
Marriage Applications Granted	70,058	X	X	X

"X" indicates data not applicable

Courts of Common Pleas – Probate Division

Overall Caseloads

2012

County	Judges	-----Population-----		-----New Filings-----			-----Terminations-----			Clearance Rate
		Total	Per Judge	Total	Per Judge	Per 1,000 Population	Total	Per Judge	Per 1,000 Population	
The judges of the following counties have probate jurisdiction exclusively										
Butler	1	368,130	368,130	1,899	1,899	5	1,698	1,698	5	89%
Clark	1	138,333	138,333	1,308	1,308	9	1,322	1,322	10	101%
Cuyahoga	2	1,280,122	640,061	13,289	6,645	10	12,393	6,197	10	93%
Franklin	1	1,163,414	1,163,414	8,903	8,903	8	8,872	8,872	8	100%
Greene	1	161,573	161,573	1,173	1,173	7	1,307	1,307	8	111%
Hamilton	1	802,374	802,374	6,632	6,632	8	6,679	6,679	8	101%
Lake	1	230,041	230,041	1,690	1,690	7	1,570	1,570	7	93%
Lorain	1	301,356	301,356	1,808	1,808	6	1,501	1,501	5	83%
Lucas	1	441,815	441,815	3,641	3,641	8	3,534	3,534	8	97%
Mahoning	1	238,823	238,823	2,034	2,034	9	2,030	2,030	9	100%
Montgomery	1	535,153	535,153	4,192	4,192	8	4,250	4,250	8	101%
Richland	1	124,475	124,475	898	898	7	836	836	7	93%
Stark	1	375,586	375,586	1,984	1,984	5	2,167	2,167	6	109%
Summit	1	541,781	541,781	4,174	4,174	8	3,860	3,860	7	92%
Trumbull	1	210,312	210,312	2,248	2,248	11	2,157	2,157	10	96%
The judges of the following counties also have juvenile jurisdiction										
Allen	1	106,331	106,331	844	844	8	920	920	9	109%
Ashland	1	53,139	53,139	315	315	6	351	351	7	111%
Ashtabula	1	101,497	101,497	680	680	7	680	680	7	100%
Athens	1	64,757	64,757	619	619	10	525	525	8	85%
Belmont	1	70,400	70,400	657	657	9	638	638	9	97%
Brown	1	44,846	44,846	382	382	9	322	322	7	84%
Carroll	1	28,836	28,836	174	174	6	122	122	4	70%
Clermont	1	197,363	197,363	1,014	1,014	5	1,015	1,015	5	100%
Clinton	1	42,040	42,040	404	404	10	391	391	9	97%
Columbiana	1	107,841	107,841	708	708	7	713	713	7	101%
Coshocton	1	36,901	36,901	296	296	8	257	257	7	87%
Crawford	1	43,784	43,784	415	415	10	369	369	9	89%
Darke	1	52,959	52,959	478	478	9	553	553	11	116%
Defiance	1	39,037	39,037	420	420	11	421	421	11	100%
Delaware	1	174,214	174,214	606	606	3	646	646	4	107%
Fairfield	1	146,156	146,156	861	861	6	839	839	6	97%
Fayette	1	29,030	29,030	267	267	9	285	285	10	107%
Fulton	1	42,698	42,698	364	364	9	379	379	9	104%
Gallia	1	30,934	30,934	241	241	8	281	281	9	117%
Geauga	1	93,389	93,389	601	601	6	578	578	6	96%
Guernsey	1	40,087	40,087	419	419	10	394	394	10	94%
Hancock	1	74,782	74,782	650	650	9	634	634	9	98%
Hardin	1	32,058	32,058	246	246	8	282	282	9	115%
Harrison	1	15,864	15,864	114	114	8	111	111	7	97%
Highland	1	43,589	43,589	390	390	9	414	414	10	106%
Hocking	1	29,380	29,380	237	237	8	189	189	7	80%
Holmes	1	42,366	42,366	185	185	4	198	198	5	107%
Huron	1	59,626	59,626	425	425	7	404	404	7	95%
Jackson	1	33,225	33,225	6	6	0	59	59	2	983%
Jefferson	1	69,709	69,709	770	770	11	749	749	11	97%
Knox	1	60,921	60,921	489	489	8	480	480	8	98%
Lawrence	1	62,450	62,450	448	448	7	500	500	8	112%

Courts of Common Pleas – Probate Division

Overall Caseloads

2012

County	Judges	-----Population-----		-----New Filings-----			-----Terminations-----			Clearance Rate
		Total	Per Judge	Total	Per Judge	Per 1,000 Population	Total	Per Judge	Per 1,000 Population	
Licking	1	166,492	166,492	1,125	1,125	7	1,174	1,174	7	104%
Madison	1	43,435	43,435	254	254	6	292	292	7	115%
Medina	1	172,332	172,332	1,023	1,023	6	1,038	1,038	6	101%
Meigs	1	23,770	23,770	173	173	8	125	125	5	72%
Mercer	1	40,814	40,814	352	352	9	337	337	8	96%
Miami	1	102,506	102,506	857	857	8	849	849	8	99%
Monroe	1	14,642	14,642	123	123	9	113	113	8	92%
Muskingum	1	86,074	86,074	697	697	8	650	650	8	93%
Ottawa	1	41,428	41,428	358	358	9	387	387	9	108%
Paulding	1	19,614	19,614	205	205	11	182	182	10	89%
Perry	1	36,058	36,058	284	284	8	267	267	7	94%
Pickaway	1	55,698	55,698	359	359	7	393	393	7	109%
Pike	1	28,709	28,709	174	174	6	187	187	7	107%
Portage	1	161,419	161,419	803	803	5	747	747	5	93%
Preble	1	42,270	42,270	332	332	8	352	352	8	106%
Putnam	1	34,499	34,499	293	293	9	267	267	8	91%
Ross	1	78,064	78,064	651	651	8	620	620	8	95%
Sandusky	1	60,944	60,944	476	476	8	487	487	8	102%
Scioto	1	79,499	79,499	642	642	8	600	600	8	93%
Seneca	1	56,745	56,745	482	482	9	519	519	9	108%
Shelby	1	49,423	49,423	358	358	7	368	368	8	103%
Tuscarawas	1	92,582	92,582	651	651	7	621	621	7	95%
Union	1	52,300	52,300	239	239	5	249	249	5	104%
Van Wert	1	28,744	28,744	286	286	10	280	280	10	98%
Vinton	1	13,435	13,435	116	116	9	130	130	10	112%
Warren	1	212,693	212,693	1,154	1,154	5	1,127	1,127	5	98%
Washington	1	61,778	61,778	523	523	9	534	534	9	102%
Wayne	1	114,520	114,520	789	789	7	593	593	5	75%
Williams	1	37,642	37,642	342	342	9	332	332	9	97%
Wood	1	125,488	125,488	727	727	6	746	746	6	103%
The judges of the following counties also have domestic relations and juvenile jurisdiction										
Auglaize	1	45,949	45,949	404	404	9	411	411	9	102%
Champaign	2	40,097	20,049	307	154	8	302	151	8	98%
Logan	2	45,858	22,929	381	191	8	401	201	9	105%
Marion	2	66,501	33,251	523	262	8	498	249	8	95%
The judge of the following county also has general jurisdiction										
Henry	1	28,215	28,215	245	245	9	229	229	8	93%
The judges of the following counties also have general, domestic relations, and juvenile jurisdiction										
Adams	1	28,550	28,550	222	222	8	154	154	6	69%
Morgan	1	15,054	15,054	123	123	8	158	158	11	128%
Morrow	2	34,827	17,414	203	102	6	174	87	5	86%
Noble	1	14,645	14,645	79	79	6	76	76	5	96%
Wyandot	1	22,615	22,615	184	184	8	195	195	9	106%
The judges of the following county also have general and domestic relations jurisdiction										
Erie	3	77,079	25,693	681	227	9	722	241	9	106%
Statewide	95	11,536,504	121,437	88,798	935	9	86,761	913	9	98%

All population data from 2010 U.S. Census

Courts of Common Pleas – Probate Division
Decedents' Estates and Wrongful Death Overall Caseloads
2012

County	-----Decedent's Estates-----				-----Wrongful Death-----			
	Cases Pending January 1	Cases Filed	Cases Closed	Cases Pending December 31	Cases Pending January 1	Cases Filed	Cases Closed	Cases Pending December 31
Adams	169	151	109	211	0	0	0	0
Allen	683	595	632	646	0	0	0	0
Ashland	341	253	272	322	0	0	0	0
Ashtabula	607	521	504	624	0	0	0	0
Athens	182	225	191	216	15	2	0	17
Auglaize	254	329	333	250	0	0	0	0
Belmont	560	520	488	592	0	0	0	0
Brown	140	245	224	161	2	4	1	5
Butler	1,320	1,303	1,017	1,606	0	0	0	0
Carroll	231	136	86	281	0	0	0	0
Champaign	135	233	239	129	0	0	0	0
Clark	605	854	831	628	3	3	0	6
Clermont	430	680	688	422	0	0	0	0
Clinton	148	283	261	170	0	0	0	0
Columbiana	508	524	548	484	0	0	0	0
Coshocton	152	223	184	191	0	0	0	0
Crawford	297	307	279	325	0	0	0	0
Cuyahoga	21,157	7,921	7,550	21,528	0	0	0	0
Darke	370	369	439	300	1	0	1	0
Defiance	152	291	284	159	15	14	1	28
Delaware	448	514	563	399	0	0	0	0
Erie	640	473	505	608	0	0	0	0
Fairfield	357	583	562	378	27	7	9	25
Fayette	97	181	191	87	11	1	4	8
Franklin	2,568	4,664	4,717	2,515	338	87	111	314
Fulton	176	260	278	158	0	0	0	0
Gallia	261	163	171	253	0	0	0	0
Geauga	345	389	388	346	0	0	0	0
Greene	1,297	795	914	1,178	0	0	0	0
Guernsey	209	192	206	195	7	6	8	5
Hamilton	2,447	3,894	3,925	2,416	0	0	0	0
Hancock	441	448	414	475	11	4	4	11
Hardin	183	190	200	173	4	0	1	3
Harrison	78	88	83	83	1	0	1	0
Henry	301	190	197	294	0	1	0	1
Highland	173	257	276	154	0	0	0	0
Hocking	77	153	120	110	7	0	0	7
Holmes	80	115	130	65	3	8	8	3
Huron	396	325	311	410	32	3	0	35
Jackson	262	4	43	223	28	0	5	23
Jefferson	531	612	602	541	0	0	0	0
Knox	138	377	353	162	0	0	0	0
Lake	847	1,193	1,108	932	100	45	43	102
Lawrence	407	283	306	384	17	10	9	18

Courts of Common Pleas – Probate Division
Decedents' Estates and Wrongful Death Overall Caseloads
2012

County	-----Decedent's Estates-----				-----Wrongful Death-----			
	Cases Pending January 1	Cases Filed	Cases Closed	Cases Pending December 31	Cases Pending January 1	Cases Filed	Cases Closed	Cases Pending December 31
Licking	506	767	841	432	23	6	5	24
Logan	280	288	310	258	0	0	0	0
Lorain	1,614	1,294	1,136	1,772	0	0	0	0
Lucas	1,772	2,239	2,155	1,856	0	0	0	0
Madison	237	182	210	209	24	8	8	24
Mahoning	2,326	1,427	1,385	2,368	0	0	0	0
Marion	383	371	375	379	0	0	0	0
Medina	675	682	678	679	36	14	9	41
Meigs	179	111	78	212	8	14	11	11
Mercer	154	297	276	175	0	0	0	0
Miami	396	631	610	417	8	0	3	5
Monroe	136	100	92	144	0	0	0	0
Montgomery	2,159	2,737	2,820	2,076	0	0	0	0
Morgan	220	97	108	209	0	0	0	0
Morrow	337	144	110	371	12	2	0	14
Muskingum	550	500	423	627	0	0	0	0
Noble	55	58	58	55	0	0	0	0
Ottawa	251	302	317	236	0	0	0	0
Paulding	135	166	139	162	5	0	0	5
Perry	107	198	182	123	4	0	2	2
Pickaway	183	260	274	169	5	4	4	5
Pike	62	112	111	63	15	5	3	17
Portage	651	572	529	694	55	15	10	60
Preble	236	255	271	220	0	0	0	0
Putnam	172	219	214	177	3	2	0	5
Richland	598	615	566	647	0	0	0	0
Ross	229	444	430	243	0	0	0	0
Sandusky	312	364	380	296	4	1	1	4
Scioto	384	371	314	441	49	17	9	57
Seneca	255	384	379	260	2	3	3	2
Shelby	170	266	270	166	0	0	0	0
Stark	1,759	1,023	1,100	1,682	0	0	0	0
Summit	3,353	2,700	2,492	3,561	0	0	0	0
Trumbull	1,745	1,248	1,174	1,819	34	373	362	45
Tuscarawas	289	465	446	308	0	12	12	0
Union	128	164	160	132	0	0	0	0
Van Wert	167	223	195	195	0	0	0	0
Vinton	85	65	59	91	4	5	8	1
Warren	587	705	728	564	6	11	4	13
Washington	271	395	399	267	0	0	0	0
Wayne	751	570	461	860	0	0	0	0
Williams	171	249	247	173	2	1	0	3
Wood	449	543	578	414	0	0	0	0
Wyandot	99	132	136	95	3	0	2	1
Statewide	66,778	57,241	55,938	68,081	924	688	662	950

Courts of Common Pleas – Probate Division
Guardianships Overall Caseloads
2012

-----Guardianships of Minors-----

-----Guardianships of Incompetents-----

County	Cases Pending Jan. 1	Cases Filed	Cases Closed	Cases Pending Dec. 31	Cases Pending Jan. 1	Cases Filed	Cases Closed	Cases Pending Dec. 31	Emergency, Limited, and Interim Appointments
Adams	45	8	5	48	132	16	12	136	4
Allen	297	26	42	281	531	60	49	542	28
Ashland	123	4	7	120	193	13	12	194	3
Ashtabula	78	3	10	71	375	35	34	376	11
Athens	44	15	12	47	198	36	21	213	7
Auglaize	67	3	6	64	106	8	12	102	0
Belmont	64	5	8	61	264	38	27	275	16
Brown	51	6	7	50	211	53	36	228	0
Butler	282	25	45	262	967	130	101	996	141
Carroll	53	1	3	51	146	16	8	154	5
Champaign	28	2	2	28	111	32	23	120	1
Clark	376	90	93	373	679	146	125	700	39
Clermont	79	8	14	73	583	78	69	592	0
Clinton	88	23	23	88	95	17	15	97	5
Columbiana	75	12	11	76	431	64	38	457	0
Coshocton	29	7	5	31	169	22	24	167	5
Crawford	113	13	7	119	171	23	13	181	2
Cuyahoga	3,718	659	535	3,842	7,003	1,564	1,019	7,548	0
Darke	129	9	11	127	216	15	10	221	5
Defiance	81	11	24	68	186	23	24	185	10
Delaware	302	38	28	312	124	39	11	152	7
Erie	84	9	10	83	390	50	42	398	14
Fairfield	57	4	12	49	392	59	44	407	0
Fayette	28	1	4	25	92	20	25	87	7
Franklin	2,208	359	502	2,065	3,616	676	467	3,825	26
Fulton	40	8	11	37	91	11	13	89	0
Gallia	33	2	2	33	261	15	47	229	3
Geauga	107	12	24	95	312	55	24	343	12
Greene	218	19	27	210	517	47	56	508	1
Guernsey	28	6	5	29	268	56	25	299	14
Hamilton	1,125	122	241	1,006	2,566	429	278	2,717	10
Hancock	35	8	16	27	425	68	55	438	34
Hardin	30	2	3	29	104	6	16	94	7
Harrison	9	6	4	11	25	6	7	24	0
Henry	41	10	6	45	116	12	3	125	2
Highland	109	31	31	109	117	17	15	119	1
Hocking	9	3	1	11	123	38	17	144	18
Holmes	18	1	3	16	172	25	16	181	0
Huron	76	10	6	80	177	20	22	175	6
Jackson	51	0	2	49	113	1	4	110	0
Jefferson	44	4	6	42	336	60	40	356	11
Knox	29	3	7	25	235	28	30	233	3
Lake	434	40	63	411	728	143	73	798	9
Lawrence	209	33	52	190	260	33	34	259	2

Courts of Common Pleas – Probate Division
Guardianships Overall Caseloads
2012

-----Guardianships of Minors-----

-----Guardianships of Incompetents-----

County	-----Guardianships of Minors-----				-----Guardianships of Incompetents-----				Emergency, Limited, and Interim Appointments
	Cases Pending Jan. 1	Cases Filed	Cases Closed	Cases Pending Dec. 31	Cases Pending Jan. 1	Cases Filed	Cases Closed	Cases Pending Dec. 31	
Licking	94	12	16	90	546	107	77	576	15
Logan	60	10	10	60	102	10	6	106	5
Lorain	681	97	54	724	787	85	58	814	7
Lucas	206	35	38	203	1,844	232	185	1,891	8
Madison	61	3	14	50	117	13	14	116	1
Mahoning	159	21	41	139	1,270	189	154	1,305	18
Marion	47	10	8	49	289	32	24	297	1
Medina	258	59	61	256	513	68	57	524	29
Meigs	24	3	2	25	67	10	3	74	8
Mercer	47	7	5	49	113	9	10	112	6
Miami	110	4	29	85	306	60	34	332	7
Monroe	21	5	4	22	33	6	5	34	0
Montgomery	355	45	63	337	1,715	393	332	1,776	13
Morgan	37	7	14	30	103	8	17	94	4
Morrow	54	2	0	56	190	17	3	204	2
Muskingum	69	6	9	66	413	40	42	411	28
Noble	9	0	0	9	23	6	1	28	3
Ottawa	38	2	10	30	184	25	22	187	10
Paulding	44	4	4	44	69	6	4	71	0
Perry	38	6	11	33	168	23	15	176	2
Pickaway	71	8	19	60	104	12	9	107	6
Pike	22	9	10	21	100	19	20	99	15
Portage	84	7	10	81	420	56	31	445	0
Preble	37	4	5	36	172	20	18	174	2
Putnam	76	13	8	81	128	14	7	135	1
Richland	127	17	13	131	613	55	36	632	9
Ross	133	13	23	123	240	41	16	265	4
Sandusky	56	4	8	52	231	39	19	251	11
Scioto	66	5	14	57	260	57	39	278	26
Seneca	46	3	7	42	294	17	31	280	3
Shelby	43	15	16	42	127	18	12	133	12
Stark	95	5	28	72	1,566	122	169	1,519	0
Summit	319	85	79	325	2,043	392	310	2,125	0
Trumbull	207	23	52	178	867	152	116	903	14
Tuscarawas	54	8	7	55	258	41	18	281	9
Union	51	3	20	34	102	18	10	110	4
Van Wert	60	10	12	58	114	16	9	121	20
Vinton	25	3	5	23	79	4	8	75	4
Warren	226	40	54	212	562	109	76	595	8
Washington	24	1	0	25	206	24	26	204	3
Wayne	148	27	15	160	435	44	12	467	4
Williams	55	10	12	53	129	17	11	135	2
Wood	71	9	12	68	332	54	29	357	8
Wyandot	35	8	7	36	54	10	4	60	5
Statewide	15,687	2,329	2,765	15,251	42,615	6,993	5,135	44,473	806

Courts of Common Pleas – Probate Division
Conservatorships, Testamentary Trusts, and Civil Actions Overall Caseloads
2012

County	-----Conservatorships-----				-----Testamentary Trusts-----				-----Civil Actions-----			
	Cases Pending Jan. 1	Cases Filed	Cases Closed	Cases Pending Dec. 31	Cases Pending Jan. 1	Cases Filed	Cases Closed	Cases Pending Dec. 31	Cases Pending Jan. 1	Cases Filed	Cases Closed	Cases Pending Dec. 31
Adams	0	1	0	1	4	1	1	4	15	2	2	15
Allen	1	0	0	1	87	8	13	82	15	20	19	16
Ashland	0	0	0	0	55	3	10	48	14	4	11	7
Ashtabula	1	0	0	1	48	2	5	45	43	28	25	46
Athens	2	0	0	2	27	3	2	28	6	14	8	12
Auglaize	0	0	0	0	43	5	1	47	6	7	8	5
Belmont	4	0	2	2	57	0	4	53	9	7	7	9
Brown	0	0	0	0	43	2	4	41	19	15	0	34
Butler	1	2	1	2	118	7	9	116	27	56	46	37
Carroll	1	0	0	1	17	0	0	17	2	0	0	2
Champaign	0	0	0	0	11	0	0	11	2	8	7	3
Clark	3	1	2	2	109	7	14	102	28	27	28	27
Clermont	0	0	0	0	48	5	5	48	12	11	13	10
Clinton	0	0	0	0	52	3	7	48	8	5	10	3
Columbiana	0	0	0	0	88	5	17	76	0	0	0	0
Coshocton	0	0	0	0	65	4	2	67	1	5	1	5
Crawford	3	2	0	5	88	1	3	86	10	7	4	13
Cuyahoga	61	56	25	92	976	42	248	770	357	537	556	338
Darke	2	1	0	3	69	15	5	79	20	15	32	3
Defiance	8	2	4	6	33	7	4	36	8	12	11	9
Delaware	0	0	0	0	91	0	2	89	34	3	25	12
Erie	8	1	0	9	79	7	4	82	33	15	14	34
Fairfield	2	1	1	2	50	2	4	48	29	27	35	21
Fayette	1	0	0	1	46	4	6	44	2	12	6	8
Franklin	36	6	9	33	397	28	43	382	410	259	258	411
Fulton	0	0	0	0	27	1	3	25	2	10	5	7
Gallia	1	0	0	1	30	3	3	30	10	21	22	9
Geauga	1	3	1	3	55	3	3	55	27	32	36	23
Greene	5	1	1	5	108	6	16	98	60	43	44	59
Guernsey	3	0	0	3	25	1	1	25	14	18	19	13
Hamilton	5	0	0	5	869	35	83	821	89	164	171	82
Hancock	4	4	1	7	34	3	4	33	9	14	14	9
Hardin	0	0	0	0	54	2	7	49	8	6	7	7
Harrison	0	0	0	0	3	0	0	3	2	2	1	3
Henry	4	0	0	4	49	7	0	56	15	4	3	16
Highland	4	0	0	4	32	2	2	32	29	29	35	23
Hocking	1	0	0	1	14	1	0	15	2	8	3	7
Holmes	0	0	0	0	21	0	6	15	2	7	4	5
Huron	2	1	1	2	67	2	0	69	9	9	7	11
Jackson	14	0	1	13	0	0	0	0	31	1	3	29
Jefferson	2	0	0	2	53	1	1	53	4	1	3	2
Knox	3	1	4	0	25	2	4	23	4	10	10	4
Lake	0	0	0	0	134	8	12	130	45	46	37	54
Lawrence	9	0	1	8	42	4	5	41	13	7	13	7

Courts of Common Pleas – Probate Division
 Conservatorships, Testamentary Trusts, and Civil Actions Overall Caseloads
 2012

County	-----Conservatorships-----				-----Testamentary Trusts-----				-----Civil Actions-----			
	Cases Pending Jan. 1	Cases Filed	Cases Closed	Cases Pending Dec. 31	Cases Pending Jan. 1	Cases Filed	Cases Closed	Cases Pending Dec. 31	Cases Pending Jan. 1	Cases Filed	Cases Closed	Cases Pending Dec. 31
Licking	2	1	0	3	178	14	11	181	40	56	53	43
Logan	1	2	0	3	67	7	8	66	9	7	7	9
Lorain	4	2	1	5	171	10	8	173	73	76	32	117
Lucas	9	9	4	14	194	10	13	191	120	175	159	136
Madison	3	1	2	2	42	3	5	40	5	5	3	7
Mahoning	6	0	2	4	289	26	37	278	89	51	67	73
Marion	3	0	0	3	87	10	11	86	34	24	15	43
Medina	10	1	3	8	63	6	10	59	37	38	38	37
Meigs	5	0	0	5	16	3	0	19	3	0	0	3
Mercer	1	1	1	1	27	4	6	25	0	4	1	3
Miami	2	0	0	2	151	4	14	141	10	15	19	6
Monroe	0	0	0	0	5	0	0	5	1	3	3	1
Montgomery	4	2	3	3	350	21	37	334	119	97	124	92
Morgan	0	0	0	0	25	0	3	22	12	4	6	10
Morrow	4	0	1	3	42	6	8	40	21	5	6	20
Muskingum	0	0	0	0	136	8	4	140	25	12	12	25
Noble	0	1	1	0	7	0	0	7	3	1	2	2
Ottawa	2	0	1	1	24	0	3	21	1	3	2	2
Paulding	0	0	0	0	38	1	2	37	26	6	4	28
Perry	1	0	1	0	15	4	3	16	11	9	9	11
Pickaway	2	0	1	1	49	6	3	52	7	14	13	8
Pike	0	0	0	0	10	0	1	9	3	4	3	4
Portage	0	1	1	0	106	0	10	96	18	13	14	17
Preble	0	1	0	1	24	0	1	23	8	10	9	9
Putnam	1	0	0	1	33	5	3	35	7	8	4	11
Richland	4	0	1	3	160	11	12	159	55	49	61	43
Ross	1	0	0	1	48	0	2	46	11	10	14	7
Sandusky	5	1	0	6	35	2	1	36	20	12	12	20
Scioto	1	1	2	0	32	2	6	28	2	3	1	4
Seneca	3	0	0	3	57	1	3	55	13	26	33	6
Shelby	0	0	0	0	28	1	3	26	4	9	9	4
Stark	3	0	1	2	179	5	31	153	223	38	65	196
Summit	26	5	1	30	274	5	19	260	83	110	119	74
Trumbull	10	4	9	5	203	15	14	204	71	64	52	83
Tuscarawas	0	0	0	0	41	1	2	40	14	11	21	4
Union	1	1	0	2	28	1	0	29	4	6	1	9
Van Wert	0	0	0	0	22	0	4	18	9	8	9	8
Vinton	4	0	1	3	9	0	1	8	6	2	8	0
Warren	0	0	0	0	81	18	5	94	16	13	11	18
Washington	1	0	0	1	75	6	8	73	8	8	8	8
Wayne	5	1	0	6	101	5	9	97	13	21	7	27
Williams	1	1	1	1	60	8	7	61	6	6	5	7
Wood	4	3	2	5	43	4	6	41	8	12	13	7
Wyandot	0	0	0	0	9	0	2	7	1	5	3	3
Statewide	321	122	94	349	7,977	475	899	7,553	2,734	2,581	2,620	2,695

Courts of Common Pleas – Probate Division
Miscellaneous Overall Caseloads
2012


County	--Adoptions--		Mental Illness and --Retardation--		Minors' --Settlements--		Birth Record --Correction--		Name --Changes--		Marriages Applications --Granted--
	Cases Filed	Cases Closed	Cases Filed	Cases Closed	Cases Filed	Cases Closed	Cases Filed	Cases Closed	Cases Filed	Cases Closed	
Adams	15	12	8	2	5	2	3	0	12	5	157
Allen	39	45	51	48	9	8	9	9	27	27	613
Ashland	11	16	0	0	6	0	2	2	19	18	327
Ashtabula	33	36	2	2	18	23	2	1	36	29	600
Athens	30	32	256	218	5	5	12	9	21	20	347
Auglaize	23	19	2	3	1	2	7	7	19	20	303
Belmont	28	27	14	21	7	11	9	7	29	20	438
Brown	20	20	4	0	10	9	3	3	20	18	240
Butler	112	107	44	34	60	63	11	11	149	123	2,219
Carroll	6	5	0	0	1	8	1	1	13	6	137
Champaign	11	12	3	2	0	0	1	1	17	15	245
Clark	62	70	30	38	12	13	16	12	60	57	799
Clermont	69	56	45	45	16	10	14	20	88	95	1,216
Clinton	23	21	4	3	7	7	3	3	36	36	286
Columbiana	35	33	10	10	12	13	9	8	37	35	630
Coshocton	13	13	2	2	2	1	4	4	14	16	246
Crawford	31	35	0	0	5	3	3	3	23	20	267
Cuyahoga	393	368	840	886	175	53	185	209	917	944	7,030
Darke	22	27	0	0	11	3	5	5	16	15	355
Defiance	16	19	16	14	4	5	3	3	21	18	239
Delaware	10	5	0	0	2	3	0	0	0	2	803
Erie	14	20	52	52	6	5	10	10	44	46	471
Fairfield	69	63	21	23	20	23	9	9	59	54	796
Fayette	21	16	6	6	5	6	3	3	13	11	216
Franklin	543	488	1,049	1,051	162	163	171	167	899	870	8,629
Fulton	17	18	25	25	10	6	1	1	21	19	283
Gallia	17	12	7	7	1	3	2	2	10	9	207
Geauga	33	25	8	8	16	14	15	14	35	29	460
Greene	116	112	16	19	16	12	31	24	83	81	906
Guernsey	28	27	45	56	0	1	8	8	59	24	270
Hamilton	214	218	1,058	1,033	103	105	156	157	457	458	4,627
Hancock	31	26	9	9	6	1	12	9	43	47	522
Hardin	16	15	10	10	3	5	2	1	9	10	193
Harrison	5	6	3	3	0	1	0	0	4	5	104
Henry	6	6	3	0	4	4	2	2	6	6	146
Highland	18	17	6	6	5	6	10	10	15	15	283
Hocking	10	11	9	9	0	1	0	0	15	9	245
Holmes	7	11	0	0	4	3	10	10	8	7	332
Huron	12	6	6	7	10	9	4	6	23	23	360
Jackson	0	0	0	0	0	0	0	0	0	1	0
Jefferson	16	13	31	32	4	5	12	12	29	24	378
Knox	16	17	1	1	4	5	9	8	38	38	417
Lake	64	65	0	0	4	5	22	25	125	130	1,312
Lawrence	22	26	24	24	3	1	5	5	24	22	289

Courts of Common Pleas – Probate Division
Miscellaneous Overall Caseloads
2012

County	--Adoptions--		Mental Illness and --Retardation--		Minors' --Settlements--		Birth Record --Correction--		Name --Changes--		Marriages Applications --Granted--
	Cases Filed	Cases Closed	Cases Filed	Cases Closed	Cases Filed	Cases Closed	Cases Filed	Cases Closed	Cases Filed	Cases Closed	
Licking	57	57	5	4	13	9	3	3	84	83	1,018
Logan	27	26	2	2	8	9	4	5	16	13	302
Lorain	61	56	16	15	42	28	5	4	120	102	1,503
Lucas	206	213	372	334	71	112	53	51	239	262	4,352
Madison	8	8	2	0	9	5	1	1	19	21	232
Mahoning	51	48	126	126	37	42	17	17	89	93	1,129
Marion	31	29	9	7	17	10	4	3	15	15	419
Medina	45	36	0	0	18	15	15	13	77	89	861
Meigs	12	12	6	1	4	0	2	2	8	8	147
Mercer	11	11	0	0	3	2	6	7	10	12	271
Miami	48	45	24	26	15	10	5	4	51	48	652
Monroe	5	4	0	0	2	2	0	1	2	2	91
Montgomery	160	153	422	383	54	54	37	40	224	228	3,098
Morgan	1	1	0	0	0	0	2	2	4	3	84
Morrow	5	21	0	1	4	4	1	1	17	17	187
Muskingum	47	47	35	36	6	8	12	12	31	29	629
Noble	3	3	2	2	4	3	0	0	4	3	84
Ottawa	14	13	1	1	1	1	2	2	8	5	261
Paulding	10	15	0	0	0	1	1	0	11	13	128
Perry	16	18	2	1	8	5	1	2	17	16	247
Pickaway	18	19	0	0	11	17	5	5	21	23	341
Pike	9	9	2	2	1	1	4	5	9	7	230
Portage	30	42	0	0	17	14	4	4	88	82	808
Preble	16	23	5	4	5	3	2	1	14	15	253
Putnam	11	10	2	2	6	4	0	0	13	14	191
Richland	39	44	21	20	28	20	13	10	50	44	745
Ross	41	29	52	52	8	10	6	6	36	34	491
Sandusky	17	16	8	8	4	5	3	3	21	23	357
Scioto	35	43	79	76	11	6	17	17	44	47	438
Seneca	12	16	13	17	7	14	1	1	15	12	283
Shelby	22	23	2	3	9	5	2	2	14	13	318
Stark	118	110	400	400	37	43	21	21	215	199	2,207
Summit	185	189	287	237	45	50	66	67	294	297	3,073
Trumbull	70	72	176	176	24	26	6	6	93	84	1,087
Tuscarawas	66	59	2	2	3	3	11	11	31	31	600
Union	28	33	1	2	1	4	0	0	16	15	282
Van Wert	14	12	0	0	3	5	1	1	11	13	185
Vinton	17	17	9	9	1	1	6	6	4	3	98
Warren	87	79	62	55	24	19	1	1	84	87	1,108
Washington	19	20	42	43	6	5	3	3	19	19	416
Wayne	36	29	1	1	14	6	12	12	58	37	707
Williams	17	16	15	15	2	2	2	2	14	12	263
Wood	25	19	0	0	9	10	4	4	64	65	789
Wyandot	13	19	0	0	3	1	0	3	13	13	150
Statewide	4,060	3,960	5,923	5,772	1,349	1,220	1,157	1,162	5,880	5,728	70,058



COURTS OF COMMON PLEAS
JUVENILE DIVISION





Courts of Common Pleas – Juvenile Division
Composite Report for the Entire State
2012

	Delinquency	Traffic	Dependency, Neglect or Abuse	Unruly	Adult	Permanent Custody Motion	Change of Custody/Visitation	Enforce/Modify Support	Parentage	U.I.F.S.A.	All Others	Total
Cases Pending Beginning of Year	14,190	4,937	5,137	2,073	1,463	886	11,286	19,430	6,844	332	2,069	68,647
New Cases Filed	63,913	43,470	13,103	11,756	5,715	370	13,562	21,132	7,746	965	2,976	184,708
Transferred In, Reactivated or Redesignated Cases	14,768	3,313	5,189	2,275	1,213	1,848	17,868	39,767	2,874	210	10,090	99,415
Total Cases	92,871	51,720	23,429	16,104	8,391	3,104	42,716	80,329	17,464	1,507	15,135	352,770
Cases Terminated By:												
Trial by Judge	1,070	242	1,241	112	183	471	1,610	1,991	267	13	255	7,455
Trial by Magistrate	4,380	688	3,914	247	252	371	7,585	9,490	1,660	203	711	29,501
Dismissal by Party, Judge or Prosecutor	13,995	6,963	3,080	3,659	2,511	120	5,222	11,747	2,900	150	1,113	51,460
Admission to Judge	10,377	5,939	2,350	1,746	1,295	208	2,324	3,768	1,078	81	360	29,526
Admission to Magistrate	29,487	24,764	5,068	4,878	1,279	265	5,557	16,764	2,361	192	1,442	92,057
Certification or Waiver Granted	170	X	X	X	X	X	X	X	X	X	X	170
Unavailability of Party for Trial	9,859	1,569	119	1,607	1,057	42	229	6,288	1,107	45	75	21,997
Transferred Out	4,715	5,008	720	557	34	209	970	283	681	25	69	13,271
Referred to Private Judge	X	X	X	X	X	X	1	1	0	0	0	2
Interlocutory Appeal or Order	211	68	64	28	0	9	81	141	34	9	377	1,022
All Other Terminations	4,144	1,980	1,643	859	208	556	7,203	10,358	1,530	510	8,437	37,428
Total Terminations	78,408	47,221	18,199	13,693	6,819	2,251	30,782	60,831	11,618	1,228	12,839	283,889
Cases Pending End of Year	14,463	4,499	5,230	2,411	1,572	853	11,934	19,498	5,846	279	2,296	68,881
Time Guideline (Months)	6	3	3	3	6	9	9	12	12	3	6	X
Cases Pending End of Year Beyond Time Guideline	1,135	519	906	441	279	87	1,121	1,152	1,008	80	273	7,001
Number of Informal Cases (All Case Types)	25,432											

“X” indicates data not applicable.

Courts of Common Pleas – Juvenile Division
Overall Caseloads
2012

County	Judges	-----Population-----		New Filings, Transfers, -----Reactivations-----			-----Terminations-----			Clearance Rate
		Total	Per Judge	Total	Per Judge	Per 1,000 Population	Total	Per Judge	Per 1,000 Population	
The judges of the following counties have juvenile jurisdiction exclusively										
Butler	2	368,130	184,065	9,283	4,642	25	7,460	3,730	20	80%
Cuyahoga	6	1,280,122	213,354	26,225	4,371	20	29,716	4,953	23	113%
Erie	1	77,079	77,079	4,257	4,257	55	4,234	4,234	55	99%
Greene	1	161,573	161,573	3,115	3,115	19	3,043	3,043	19	98%
Hamilton	2	802,374	401,187	28,109	14,055	35	28,763	14,382	36	102%
Lake	1	230,041	230,041	3,128	3,128	14	3,153	3,153	14	101%
Lucas	2	441,815	220,908	12,120	6,060	27	12,069	6,035	27	100%
Mahoning	1	238,823	238,823	4,450	4,450	19	4,438	4,438	19	100%
Montgomery	2	535,153	267,577	14,975	7,488	28	13,798	6,899	26	92%
Richland	1	124,475	124,475	2,786	2,786	22	2,821	2,821	23	101%
Summit	1	541,781	541,781	7,831	7,831	14	7,799	7,799	14	100%
The judges of the following counties also have probate jurisdiction										
Allen	1	106,331	106,331	3,430	3,430	32	3,211	3,211	30	94%
Ashland	1	53,139	53,139	1,244	1,244	23	1,254	1,254	24	101%
Ashtabula	1	101,497	101,497	2,127	2,127	21	1,634	1,634	16	77%
Athens	1	64,757	64,757	979	979	15	1,052	1,052	16	107%
Belmont	1	70,400	70,400	1,608	1,608	23	1,593	1,593	23	99%
Brown	1	44,846	44,846	834	834	19	862	862	19	103%
Carroll	1	28,836	28,836	919	919	32	924	924	32	101%
Clermont	1	197,363	197,363	5,886	5,886	30	5,907	5,907	30	100%
Clinton	1	42,040	42,040	1,108	1,108	26	1,082	1,082	26	98%
Columbiana	1	107,841	107,841	2,418	2,418	22	2,285	2,285	21	94%
Coshocton	1	36,901	36,901	1,124	1,124	30	1,169	1,169	32	104%
Crawford	1	43,784	43,784	1,045	1,045	24	1,026	1,026	23	98%
Darke	1	52,959	52,959	946	946	18	925	925	17	98%
Defiance	1	39,037	39,037	630	630	16	652	652	17	103%
Delaware	1	174,214	174,214	2,534	2,534	15	2,511	2,511	14	99%
Fairfield	1	146,156	146,156	1,744	1,744	12	1,746	1,746	12	100%
Fayette	1	29,030	29,030	1,239	1,239	43	1,276	1,276	44	103%
Fulton	1	42,698	42,698	882	882	21	904	904	21	102%
Gallia	1	30,934	30,934	1,234	1,234	40	1,240	1,240	40	100%
Geauga	1	93,389	93,389	3,814	3,814	41	3,698	3,698	40	97%
Guernsey	1	40,087	40,087	1,262	1,262	31	1,350	1,350	34	107%
Hancock	1	74,782	74,782	1,616	1,616	22	1,695	1,695	23	105%
Hardin	1	32,058	32,058	816	816	25	856	856	27	105%
Harrison	1	15,864	15,864	473	473	30	478	478	30	101%
Highland	1	43,589	43,589	1,066	1,066	24	1,057	1,057	24	99%
Hocking	1	29,380	29,380	925	925	31	909	909	31	98%
Holmes	1	42,366	42,366	485	485	11	446	446	11	92%
Huron	1	59,626	59,626	1,100	1,100	18	1,130	1,130	19	103%
Jackson	1	33,225	33,225	823	823	25	703	703	21	85%
Jefferson	1	69,709	69,709	2,387	2,387	34	2,241	2,241	32	94%
Knox	1	60,921	60,921	1,643	1,643	27	1,619	1,619	27	99%
Lawrence	1	62,450	62,450	999	999	16	976	976	16	98%
Licking	1	166,492	166,492	2,443	2,443	15	2,431	2,431	15	100%
Madison	1	43,435	43,435	857	857	20	869	869	20	101%
Medina	1	172,332	172,332	1,761	1,761	10	1,803	1,803	10	102%
Meigs	1	23,770	23,770	1,154	1,154	49	1,072	1,072	45	93%

Courts of Common Pleas – Juvenile Division
Overall Caseloads
2012

County	Judges	-----Population-----		New Filings, Transfers, -----Reactivations-----			-----Terminations-----			Clearance Rate
		Total	Per Judge	Total	Per Judge	Per 1,000 Population	Total	Per Judge	Per 1,000 Population	
Mercer	1	40,814	40,814	1,152	1,152	28	1,086	1,086	27	94%
Miami	1	102,506	102,506	4,921	4,921	48	4,851	4,851	47	99%
Monroe	1	14,642	14,642	226	226	15	259	259	18	115%
Muskingum	1	86,074	86,074	1,851	1,851	22	1,922	1,922	22	104%
Ottawa	1	41,428	41,428	1,266	1,266	31	1,324	1,324	32	105%
Paulding	1	19,614	19,614	273	273	14	271	271	14	99%
Perry	1	36,058	36,058	1,053	1,053	29	1,067	1,067	30	101%
Pickaway	1	55,698	55,698	1,440	1,440	26	1,454	1,454	26	101%
Pike	1	28,709	28,709	772	772	27	773	773	27	100%
Portage	1	161,419	161,419	2,321	2,321	14	2,305	2,305	14	99%
Preble	1	42,270	42,270	1,169	1,169	28	1,241	1,241	29	106%
Putnam	1	34,499	34,499	617	617	18	620	620	18	100%
Ross	1	78,064	78,064	1,323	1,323	17	1,353	1,353	17	102%
Sandusky	1	60,944	60,944	2,681	2,681	44	2,835	2,835	47	106%
Scioto	1	79,499	79,499	1,055	1,055	13	1,086	1,086	14	103%
Seneca	1	56,745	56,745	1,644	1,644	29	1,727	1,727	30	105%
Shelby	1	49,423	49,423	1,369	1,369	28	1,407	1,407	28	103%
Tuscarawas	1	92,582	92,582	1,405	1,405	15	1,249	1,249	13	89%
Union	1	52,300	52,300	1,448	1,448	28	1,418	1,418	27	98%
Van Wert	1	28,744	28,744	911	911	32	861	861	30	95%
Vinton	1	13,435	13,435	503	503	37	462	462	34	92%
Warren	1	212,693	212,693	4,607	4,607	22	5,000	5,000	24	109%
Washington	1	61,778	61,778	1,085	1,085	18	1,094	1,094	18	101%
Wayne	1	114,520	114,520	2,744	2,744	24	2,753	2,753	24	100%
Williams	1	37,642	37,642	678	678	18	684	684	18	101%
Wood	1	125,488	125,488	3,179	3,179	25	3,135	3,135	25	99%
The judges of the following counties also have domestic relations jurisdiction										
Clark	1	138,333	138,333	5,434	5,434	39	5,265	5,265	38	97%
Franklin	5	1,163,414	232,683	34,117	6,823	29	33,977	6,795	29	100%
Henry	1	28,215	28,215	778	778	28	781	781	28	100%
Lorain	3	301,356	100,452	9,535	3,178	32	9,421	3,140	31	99%
Stark	3	375,586	125,195	6,487	2,162	17	5,866	1,955	16	90%
Trumbull	2	210,312	105,156	4,939	2,470	23	5,123	2,562	24	104%
The judges of the following counties also have domestic relations and probate jurisdiction										
Auglaize	1	45,949	45,949	682	682	15	702	702	15	103%
Champaign	2	40,097	20,049	1,715	858	43	1,782	891	44	104%
Logan	2	45,858	22,929	1,328	664	29	1,356	678	30	102%
Marion	2	66,501	33,251	2,849	1,425	43	2,943	1,472	44	103%
The judges of the following counties also have general, domestic relations, and probate jurisdiction										
Adams	1	28,550	28,550	814	814	29	760	760	27	93%
Morgan	1	15,054	15,054	470	470	31	372	372	25	79%
Morrow	2	34,827	17,414	680	340	20	666	333	19	98%
Noble	1	14,645	14,645	252	252	17	242	242	17	96%
Wyandot	1	22,615	22,615	516	516	23	516	516	23	100%
Statewide	110	11,536,504	104,877	284,123	2,583	25	283,889	2,581	25	100%

All population data from 2010 U.S. Census.

Courts of Common Pleas – Juvenile Division

Overall Terminations

2012

County	Trial by Judge	Trial by Magistrate	Dismissal	Admission to Judge	Admission to Magistrate	Certification or Waiver Granted	Unavailability of Party	Transferred Out	Private Judge	Interlocutory Appeal/Order	Other Terminations	Total Terminations
The judges of the following counties have juvenile jurisdiction exclusively												
Butler	14	1,160	843	374	2,937	4	598	111	0	0	1,419	7,460
Cuyahoga	220	1,370	6,874	1,991	7,065	8	4,192	4,134	0	9	3,853	29,716
Erie	12	67	862	20	1,967	0	321	319	0	0	666	4,234
Greene	201	1,348	276	15	855	0	36	291	0	0	21	3,043
Hamilton	221	5,945	4,263	113	12,167	42	5,412	80	0	10	510	28,763
Lake	25	229	299	926	1,306	0	106	29	0	0	233	3,153
Lucas	78	2,866	2,979	171	2,630	16	1,925	9	0	0	1,395	12,069
Mahoning	29	1,569	442	643	1,242	4	165	176	0	0	168	4,438
Montgomery	42	2,072	2,471	840	6,857	18	1,256	141	0	5	96	13,798
Richland	18	167	425	179	1,640	0	31	273	0	0	88	2,821
Summit	77	811	1,466	314	4,054	24	600	203	0	0	250	7,799
The judges of the following counties also have probate jurisdiction												
Allen	31	518	457	200	1,031	0	179	185	0	0	610	3,211
Ashland	200	189	93	378	138	0	55	123	0	0	78	1,254
Ashtabula	0	1	288	45	1,074	0	0	2	0	0	224	1,634
Athens	19	53	147	203	545	0	9	21	0	0	55	1,052
Belmont	55	222	308	541	224	0	0	44	0	0	199	1,593
Brown	1	0	89	594	91	0	15	67	0	0	5	862
Carroll	624	0	43	183	0	0	7	43	0	0	24	924
Clermont	29	411	1,201	347	1,741	0	312	114	0	0	1,752	5,907
Clinton	55	10	167	154	604	0	14	68	0	0	10	1,082
Columbiana	67	156	364	234	1,362	0	33	66	0	0	3	2,285
Coshocton	84	13	201	157	618	0	39	37	0	0	20	1,169
Crawford	2	0	79	331	492	0	3	107	0	0	12	1,026
Darke	0	1	279	543	10	0	0	23	0	0	69	925
Defiance	2	0	181	306	79	0	0	83	0	0	1	652
Delaware	21	200	595	49	1,358	1	57	155	0	0	75	2,511
Fairfield	283	12	139	36	1,005	0	22	162	0	0	87	1,746
Fayette	568	1	128	333	2	0	1	42	0	0	201	1,276
Fulton	5	0	175	380	156	0	9	66	0	0	113	904
Gallia	63	333	329	401	0	0	0	40	0	0	74	1,240
Geauga	18	2	77	518	331	0	62	25	0	0	2,665	3,698
Guernsey	131	340	283	199	177	0	60	72	0	0	88	1,350
Hancock	13	282	198	423	619	3	24	120	0	0	13	1,695
Hardin	0	0	243	326	202	0	29	53	0	0	3	856
Harrison	163	169	24	58	0	0	0	15	0	0	49	478
Highland	603	0	210	172	0	0	39	15	0	0	18	1,057
Hocking	152	142	139	277	65	0	97	10	0	0	27	909
Holmes	30	4	81	205	0	0	0	53	0	0	73	446
Huron	98	14	153	585	80	0	31	116	0	0	53	1,130
Jackson	6	15	211	216	39	0	0	29	0	0	187	703
Jefferson	2	499	188	1,077	177	0	25	29	0	0	244	2,241
Knox	15	25	159	477	257	0	0	92	0	0	594	1,619
Lawrence	3	3	268	279	309	0	0	9	0	0	105	976
Licking	1	183	161	42	1,049	0	0	230	0	0	765	2,431

Courts of Common Pleas – Juvenile Division
Overall Terminations
2012

County	Trial by Judge	Trial by Magistrate	Dismissal	Admission to Judge	Admission to Magistrate	Certification or Waiver Granted	Unavailability of Party	Transferred Out	Private Judge	Interlocutory Appeal/Order	Other Terminations	Total Terminations
Madison	53	0	112	193	328	0	1	131	0	0	51	869
Medina	10	57	211	68	1,095	0	13	140	0	0	209	1,803
Meigs	262	98	168	498	0	0	0	12	0	0	34	1,072
Mercer	3	0	140	326	0	0	10	54	0	0	553	1,086
Miami	234	1,311	579	224	1,172	1	141	110	0	0	1,079	4,851
Monroe	27	0	39	165	0	0	6	9	0	0	13	259
Muskingum	235	128	332	86	806	1	33	183	0	0	118	1,922
Ottawa	12	28	269	638	122	0	153	95	0	0	7	1,324
Paulding	0	0	101	156	0	0	0	10	0	0	4	271
Perry	15	221	101	262	110	0	25	32	0	0	301	1,067
Pickaway	3	0	264	352	141	0	196	122	0	0	376	1,454
Pike	376	0	142	108	0	0	42	20	0	0	85	773
Portage	6	122	440	65	1,343	0	90	46	0	1	192	2,305
Preble	24	184	138	374	171	0	10	24	0	0	316	1,241
Putnam	25	0	170	384	0	0	7	22	0	0	12	620
Ross	1	8	379	304	476	0	0	70	0	0	115	1,353
Sandusky	3	44	489	251	873	0	49	214	0	0	912	2,835
Scioto	130	45	201	59	525	0	32	24	0	0	70	1,086
Seneca	11	43	183	94	1,107	0	125	81	0	0	83	1,727
Shelby	16	6	296	646	289	1	16	111	0	0	26	1,407
Tuscarawas	37	0	131	478	484	1	9	106	0	0	3	1,249
Union	23	32	346	71	541	0	99	70	0	0	236	1,418
Van Wert	37	174	137	233	156	0	2	106	0	0	16	861
Vinton	2	0	80	109	0	0	0	13	0	0	258	462
Warren	9	270	372	61	1,627	0	599	354	0	0	1,708	5,000
Washington	20	21	156	225	541	0	57	58	0	0	16	1,094
Wayne	32	48	303	689	1,288	0	92	233	0	0	68	2,753
Williams	0	0	160	339	124	0	1	57	0	0	3	684
Wood	24	57	687	1,115	1,082	0	56	114	0	0	0	3,135
The judges of the following counties also have domestic relations jurisdiction												
Clark	186	1,484	1,501	658	1,019	2	217	175	0	0	23	5,265
Franklin	209	1,999	7,587	468	11,439	37	1,852	852	1	994	8,539	33,977
Henry	1	2	114	143	358	0	0	55	0	0	108	781
Lorain	155	126	3,554	1,132	2,390	7	1,623	275	1	0	158	9,421
Stark	412	1,150	1,125	434	2,202	0	165	131	0	1	246	5,866
Trumbull	5	15	133	24	1,553	0	362	57	0	0	2,974	5,123
The judges of the following counties also have domestic relations and probate jurisdiction												
Auglaize	17	0	42	526	0	0	5	109	0	0	3	702
Champaign	3	0	271	433	17	0	6	400	0	0	652	1,782
Logan	33	0	73	339	766	0	15	125	0	0	5	1,356
Marion	119	140	728	550	876	0	87	129	0	0	314	2,943
The judges of the following counties also have general, domestic relations, and probate jurisdiction												
Adams	25	254	136	71	162	0	0	20	0	0	92	760
Morgan	255	1	32	0	0	0	3	9	0	2	70	372
Morrow	2	11	117	17	199	0	23	132	0	0	165	666
Noble	107	0	47	54	0	0	0	19	0	0	15	242
Wyandot	15	20	16	249	120	0	11	80	0	0	5	516
Statewide	7,455	29,501	51,460	29,526	92,057	170	21,997	13,271	2	1,022	37,428	283,889

Courts of Common Pleas – Juvenile Division
Delinquency Overall Caseloads
2012

County	Cases Pending January 1	New Filings	Reactivations and Transfers	Total Cases	Total Terminations	Clearance Rate	Cases Pending December 31	Cases Pending Beyond Time Guidelines
Adams	14	61	6	81	63	94%	18	0
Allen	95	351	49	495	423	106%	72	3
Ashland	41	219	57	317	259	94%	58	0
Ashtabula	392	660	0	1,052	575	87%	477	115
Athens	62	144	9	215	163	107%	52	3
Auglaize	35	166	18	219	197	107%	22	0
Belmont	146	525	4	675	569	108%	106	10
Brown	19	200	2	221	198	98%	23	0
Butler	307	1,740	149	2,196	1,839	97%	357	15
Carroll	27	115	63	205	188	106%	17	0
Champaign	49	343	146	538	503	103%	35	3
Clark	359	1,245	120	1,724	1,431	105%	293	81
Clermont	179	983	291	1,453	1,253	98%	200	12
Clinton	144	272	136	552	389	95%	163	5
Columbiana	82	272	2	356	284	104%	72	1
Coshocton	34	162	23	219	192	104%	27	0
Crawford	46	316	23	385	333	98%	52	0
Cuyahoga	2,510	6,566	1,564	10,640	9,047	111%	1,593	68
Darke	22	272	21	315	270	92%	45	2
Defiance	51	202	24	277	258	114%	19	3
Delaware	137	574	72	783	551	85%	232	97
Erie	199	1,369	308	1,876	1,711	102%	165	8
Fairfield	59	447	34	540	472	98%	68	0
Fayette	35	204	8	247	232	109%	15	0
Franklin	1,283	6,028	1,889	9,200	7,674	97%	1,526	332
Fulton	17	197	14	228	213	101%	15	0
Gallia	22	249	2	273	238	95%	35	0
Geauga	28	304	19	351	289	89%	62	1
Greene	143	681	0	824	661	97%	163	17
Guernsey	78	221	48	347	291	108%	56	7
Hamilton	1,135	9,315	4,239	14,689	13,052	96%	1,637	10
Hancock	58	272	60	390	353	106%	37	0
Hardin	267	200	12	479	209	99%	270	1
Harrison	6	43	9	58	54	104%	4	0
Henry	31	123	116	270	234	98%	36	5
Highland	31	118	49	198	181	108%	17	0
Hocking	54	382	8	444	382	98%	62	0
Holmes	15	107	6	128	107	95%	21	4
Huron	51	327	41	419	366	99%	53	0
Jackson	75	177	0	252	170	96%	82	36
Jefferson	29	196	2	227	173	87%	54	16
Knox	56	296	165	517	438	95%	79	5
Lake	145	963	61	1,169	945	92%	224	1
Lawrence	67	254	8	329	245	94%	84	18

Courts of Common Pleas – Juvenile Division
Delinquency Overall Caseloads
2012

County	Cases Pending January 1	New Filings	Reactivations and Transfers	Total Cases	Total Terminations	Clearance Rate	Cases Pending December 31	Cases Pending Beyond Time Guidelines
Licking	80	424	283	787	721	102%	66	0
Logan	43	195	9	247	209	102%	38	8
Lorain	456	1,289	302	2,047	1,667	105%	380	7
Lucas	322	3,280	613	4,215	3,783	97%	432	14
Madison	18	152	12	182	172	105%	10	0
Mahoning	226	768	223	1,217	932	94%	285	48
Marion	150	518	188	856	737	104%	119	15
Medina	200	825	72	1,097	921	103%	176	2
Meigs	3	134	8	145	140	99%	5	0
Mercer	25	116	142	283	249	97%	34	1
Miami	173	914	57	1,144	950	98%	194	8
Monroe	10	65	19	94	91	108%	3	0
Montgomery	288	2,242	326	2,856	2,462	96%	394	12
Morgan	15	81	3	99	76	90%	23	0
Morrow	40	132	34	206	154	93%	52	13
Muskingum	212	668	22	902	789	114%	113	3
Noble	8	22	6	36	23	82%	13	4
Ottawa	55	401	193	649	619	104%	30	0
Paulding	53	88	3	144	96	105%	48	24
Perry	36	130	69	235	206	104%	29	3
Pickaway	43	241	22	306	244	93%	62	7
Pike	12	85	22	119	104	97%	15	0
Portage	52	558	155	765	696	98%	69	0
Preble	61	378	22	461	423	106%	38	0
Putnam	29	111	86	226	207	105%	19	0
Richland	133	904	20	1,057	893	97%	164	1
Ross	72	301	4	377	319	105%	58	6
Sandusky	102	579	102	783	700	103%	83	2
Scioto	54	183	8	245	198	104%	47	19
Seneca	43	371	44	458	405	98%	53	0
Shelby	62	254	231	547	508	105%	39	1
Stark	970	1,802	189	2,961	1,802	91%	1,159	19
Summit	488	2,924	438	3,850	3,323	99%	527	2
Trumbull	127	1,016	301	1,444	1,371	104%	73	4
Tuscarawas	55	419	31	505	433	96%	72	0
Union	74	129	74	277	229	113%	48	2
Van Wert	21	187	19	227	201	98%	26	0
Vinton	24	106	5	135	101	91%	34	8
Warren	400	1,131	319	1,850	1,529	105%	321	0
Washington	32	182	42	256	219	98%	37	0
Wayne	42	508	28	578	455	85%	123	18
Williams	54	201	15	270	227	105%	43	5
Wood	177	936	102	1,215	1,037	100%	178	0
Wyandot	15	102	28	145	112	86%	33	0
Statewide	14,190	63,913	14,768	92,871	78,408	100%	14,463	1,135

Courts of Common Pleas – Juvenile Division
Delinquency Terminations
2012

County	Trial by Judge	Trial by Magistrate	Dismissal	Admission to Judge	Admission to Magistrate	Certification or Waiver Granted	Unavailability of Party	Transferred Out	Interlocutory Appeal/Order	Other Terminations	Total Terminations
Adams	12	19	7	1	20	0	0	4	0	0	63
Allen	5	7	42	63	165	0	26	76	0	39	423
Ashland	17	3	10	143	41	0	7	24	0	14	259
Ashtabula	0	0	146	28	376	0	0	0	0	25	575
Athens	3	1	35	7	71	0	4	12	0	30	163
Auglaize	5	0	14	139	0	0	3	36	0	0	197
Belmont	14	0	87	323	0	0	0	19	0	126	569
Brown	0	0	24	111	41	0	1	20	0	1	198
Butler	11	47	245	237	1,001	4	119	65	0	110	1,839
Carroll	63	0	20	86	0	0	0	16	0	3	188
Champaign	0	0	47	185	0	0	0	172	0	99	503
Clark	0	4	494	220	511	2	127	73	0	0	1,431
Clermont	4	49	152	266	494	0	107	103	0	78	1,253
Clinton	0	3	44	99	218	0	0	23	0	2	389
Columbiana	3	0	27	4	230	0	6	12	0	2	284
Coshocton	75	1	40	46	0	0	18	12	0	0	192
Crawford	0	0	43	90	165	0	2	32	0	1	333
Cuyahoga	70	24	1,670	982	2,204	8	1,245	1,328	2	1,514	9,047
Darke	0	0	49	198	0	0	0	9	0	14	270
Defiance	2	0	50	174	0	0	0	32	0	0	258
Delaware	1	2	193	5	201	1	35	107	0	6	551
Erie	5	20	426	14	678	0	133	105	0	330	1,711
Fairfield	0	8	54	23	281	0	3	101	0	2	472
Fayette	40	0	9	155	0	0	0	3	0	25	232
Franklin	29	71	2,168	91	3,462	37	1,306	96	202	212	7,674
Fulton	1	0	60	124	2	0	1	25	0	0	213
Gallia	2	0	51	168	0	0	0	7	0	10	238
Geauga	3	0	27	210	27	0	6	15	0	1	289
Greene	6	42	86	11	347	0	20	137	0	12	661
Guernsey	8	3	41	122	87	0	4	11	0	15	291
Hamilton	171	3,653	1,213	52	3,499	42	4,207	23	7	185	13,052
Hancock	1	0	32	200	80	3	0	36	0	1	353
Hardin	0	0	13	176	1	0	0	18	0	1	209
Harrison	39	1	7	6	0	0	0	1	0	0	54
Henry	0	0	39	39	135	0	0	19	0	2	234
Highland	107	0	25	37	0	0	3	9	0	0	181
Hocking	69	10	92	163	21	0	21	4	0	2	382
Holmes	2	1	25	53	0	0	0	24	0	2	107
Huron	17	0	79	229	1	0	9	31	0	0	366
Jackson	0	0	58	109	0	0	0	0	0	3	170
Jefferson	1	0	14	147	0	0	0	0	0	11	173
Knox	3	3	50	155	171	0	0	26	0	30	438
Lake	8	7	74	169	527	0	62	21	0	77	945
Lawrence	3	0	83	120	20	0	0	9	0	10	245

Courts of Common Pleas – Juvenile Division
Delinquency Terminations
2012

County	Trial by Judge	Trial by Magistrate	Dismissal	Admission to Judge	Admission to Magistrate	Certification or Waiver Granted	Unavailability of Party	Transferred Out	Interlocutory Appeal/Order	Other Terminations	Total Terminations
Licking	0	4	48	11	497	0	0	87	0	74	721
Logan	20	0	12	53	81	0	5	38	0	0	209
Lorain	37	18	202	387	787	7	150	67	0	12	1,667
Lucas	5	24	1,204	130	1,679	16	607	4	0	114	3,783
Madison	0	0	14	32	103	0	0	16	0	7	172
Mahoning	5	9	241	10	471	4	124	51	0	17	932
Marion	8	20	69	95	440	0	6	31	0	68	737
Medina	3	23	148	24	626	0	9	83	0	5	921
Meigs	8	0	5	114	0	0	0	4	0	9	140
Mercer	1	0	39	84	0	0	0	14	0	111	249
Miami	9	7	165	172	469	1	26	51	0	50	950
Monroe	6	0	8	69	0	0	0	6	0	2	91
Montgomery	8	34	481	153	1,351	18	303	110	0	4	2,462
Morgan	61	0	10	0	0	0	0	5	0	0	76
Morrow	0	2	25	7	50	0	2	32	0	36	154
Muskingum	2	29	122	14	514	1	28	78	0	1	789
Noble	0	0	3	10	0	0	0	9	0	1	23
Ottawa	1	0	169	296	16	0	94	42	0	1	619
Paulding	0	0	30	59	0	0	0	5	0	2	96
Perry	2	0	14	162	0	0	5	14	0	9	206
Pickaway	2	0	49	143	1	0	3	30	0	16	244
Pike	38	0	25	38	0	0	0	1	0	2	104
Portage	0	0	249	59	282	0	28	40	0	38	696
Preble	2	0	74	189	130	0	10	8	0	10	423
Putnam	0	0	58	135	0	0	0	8	0	6	207
Richland	7	3	160	89	512	0	12	106	0	4	893
Ross	0	2	54	76	167	0	0	20	0	0	319
Sandusky	0	0	120	66	426	0	5	50	0	33	700
Scioto	10	2	29	35	106	0	13	0	0	3	198
Seneca	1	3	21	30	305	0	0	33	0	12	405
Shelby	0	0	174	268	0	1	13	43	0	9	508
Stark	9	99	354	48	1,081	0	120	66	0	25	1,802
Summit	6	56	636	162	1,810	24	384	169	0	76	3,323
Trumbull	5	15	77	24	898	0	320	0	0	32	1,371
Tuscarawas	1	0	63	333	0	1	7	28	0	0	433
Union	1	1	41	10	130	0	8	24	0	14	229
Van Wert	4	1	23	98	32	0	0	41	0	2	201
Vinton	2	0	26	34	0	0	0	6	0	33	101
Warren	0	44	142	44	784	0	79	129	0	307	1,529
Washington	0	0	20	62	109	0	9	18	0	1	219
Wayne	0	3	60	5	270	0	2	113	0	2	455
Williams	0	0	50	155	0	0	1	20	0	1	227
Wood	5	2	316	316	283	0	11	104	0	0	1,037
Wyandot	1	0	0	96	0	0	0	15	0	0	112
Statewide	1,070	4,380	13,995	10,377	29,487	170	9,859	4,715	211	4,144	78,408

Courts of Common Pleas – Juvenile Division
Traffic Overall Caseloads
2012

County	Cases Pending January 1	New Filings	Reactivations and Transfers	Total Cases	Total Terminations	Clearance Rate	Cases Pending December 31	Cases Pending Beyond Time Guidelines
Adams	10	103	17	130	119	99%	11	0
Allen	42	471	11	524	483	100%	41	8
Ashland	11	277	50	338	327	100%	11	0
Ashtabula	70	381	0	451	356	93%	95	71
Athens	20	193	5	218	195	98%	23	1
Auglaize	21	243	61	325	305	100%	20	0
Belmont	9	152	4	165	153	98%	12	1
Brown	14	248	4	266	245	97%	21	0
Butler	110	1,230	10	1,350	1,176	95%	174	6
Carroll	2	88	2	92	85	94%	7	0
Champaign	11	189	39	239	225	99%	14	2
Clark	115	578	13	706	590	100%	116	40
Clermont	59	1,034	2	1,095	1,030	99%	65	3
Clinton	20	179	28	227	206	100%	21	1
Columbiana	63	369	8	440	375	99%	65	3
Coshocton	8	78	37	123	111	97%	12	0
Crawford	10	164	37	211	207	103%	4	0
Cuyahoga	1,427	5,073	725	7,225	6,544	113%	681	110
Darke	24	191	4	219	195	100%	24	1
Defiance	14	192	20	226	211	100%	15	1
Delaware	227	707	116	1,050	928	113%	122	32
Erie	17	556	21	594	561	97%	33	2
Fairfield	23	684	123	830	799	99%	31	0
Fayette	5	132	1	138	132	99%	6	0
Franklin	192	3,198	306	3,696	3,448	98%	248	30
Fulton	15	178	34	227	214	101%	13	0
Gallia	33	251	2	286	265	105%	21	0
Geauga	7	342	21	370	337	93%	33	1
Greene	40	636	0	676	637	100%	39	0
Guernsey	13	201	4	218	209	102%	9	1
Hamilton	144	2,592	149	2,885	2,655	97%	230	4
Hancock	35	343	34	412	388	103%	24	0
Hardin	200	80	30	310	108	98%	202	1
Harrison	4	41	27	72	68	100%	4	0
Henry	9	96	27	132	122	99%	10	1
Highland	23	120	29	172	155	104%	17	0
Hocking	2	116	10	128	113	90%	15	0
Holmes	2	112	1	115	104	92%	11	0
Huron	47	278	75	400	375	106%	25	0
Jackson	61	172	2	235	152	87%	83	62
Jefferson	9	232	24	265	243	95%	22	0
Knox	11	274	37	322	305	98%	17	1
Lake	42	958	31	1,031	1,000	101%	31	0
Lawrence	24	221	4	249	226	100%	23	4

Courts of Common Pleas – Juvenile Division
Traffic Overall Caseloads
2012

County	Cases Pending January 1	New Filings	Reactivations and Transfers	Total Cases	Total Terminations	Clearance Rate	Cases Pending December 31	Cases Pending Beyond Time Guidelines
Licking	38	704	4	746	720	102%	26	0
Logan	20	239	5	264	250	102%	14	0
Lorain	184	1,248	36	1,468	1,263	98%	205	3
Lucas	68	1,505	70	1,643	1,573	100%	70	2
Madison	11	282	18	311	296	99%	15	1
Mahoning	42	858	21	921	899	102%	22	2
Marion	52	347	11	410	382	107%	28	3
Medina	41	608	1	650	605	99%	45	1
Meigs	3	88	0	91	88	100%	3	1
Mercer	12	169	39	220	200	96%	20	0
Miami	46	551	20	617	580	102%	37	2
Monroe	1	24	8	33	31	97%	2	0
Montgomery	137	1,693	80	1,910	1,788	101%	122	0
Morgan	3	30	0	33	23	77%	10	0
Morrow	17	198	10	225	198	95%	27	11
Muskingum	49	412	37	498	463	103%	35	2
Noble	3	32	27	62	60	102%	2	2
Ottawa	17	200	34	251	238	102%	13	0
Paulding	61	77	10	148	91	105%	57	45
Perry	17	87	33	137	125	104%	12	1
Pickaway	40	264	45	349	307	99%	42	8
Pike	16	98	4	118	114	112%	4	0
Portage	22	524	17	563	534	99%	29	1
Preble	21	111	7	139	136	115%	3	0
Putnam	11	70	45	126	111	97%	15	0
Richland	31	602	6	639	608	100%	31	2
Ross	55	307	4	366	302	97%	64	16
Sandusky	35	409	41	485	447	99%	38	2
Scioto	47	339	21	407	348	97%	59	11
Seneca	13	212	45	270	252	98%	18	0
Shelby	17	226	30	273	265	104%	8	0
Stark	26	1,188	92	1,306	1,129	88%	177	1
Summit	114	1,481	68	1,663	1,533	99%	130	0
Trumbull	66	580	10	656	636	108%	20	2
Tuscarawas	32	412	33	477	427	96%	50	0
Union	35	269	49	353	318	100%	35	7
Van Wert	21	203	13	237	224	104%	13	0
Vinton	8	72	15	95	84	97%	11	3
Warren	115	972	53	1,140	1,004	98%	136	1
Washington	26	298	0	324	300	101%	24	0
Wayne	27	529	4	560	525	98%	35	2
Williams	24	188	20	232	216	104%	16	0
Wood	57	650	13	720	655	99%	65	0
Wyandot	11	161	29	201	191	101%	10	0
Statewide	4,937	43,470	3,313	51,720	47,221	101%	4,499	519

Courts of Common Pleas – Juvenile Division
Traffic Terminations
2012

County	Trial by Judge	Trial by Magistrate	Dismissal	Admission to Judge	Admission to Magistrate	Unavailability of Party	Transferred Out	Interlocutory Appeal/Order	Other Terminations	Total Terminations
Adams	1	28	15	12	46	0	16	0	1	119
Allen	0	0	80	8	312	0	83	0	0	483
Ashland	4	1	2	175	45	1	96	0	3	327
Ashtabula	0	1	1	2	352	0	0	0	0	356
Athens	0	1	16	84	84	1	8	0	1	195
Auglaize	1	0	4	236	0	2	62	0	0	305
Belmont	0	0	6	124	0	0	22	0	1	153
Brown	0	0	0	182	13	8	42	0	0	245
Butler	0	10	27	5	1,067	10	29	0	28	1,176
Carroll	3	0	2	58	0	0	22	0	0	85
Champaign	0	0	9	149	0	0	67	0	0	225
Clark	0	1	131	1	347	14	95	0	1	590
Clermont	10	1	479	47	485	2	6	0	0	1,030
Clinton	0	0	10	23	128	0	45	0	0	206
Columbiana	0	62	112	0	156	0	45	0	0	375
Coshocton	2	0	1	85	1	0	19	0	3	111
Crawford	0	0	1	28	114	0	64	0	0	207
Cuyahoga	0	27	2,611	9	2,081	912	542	0	362	6,544
Darke	0	0	128	52	0	0	13	0	2	195
Defiance	0	0	98	64	0	0	49	0	0	211
Delaware	1	22	40	11	798	17	35	0	4	928
Erie	0	2	53	0	235	1	188	0	82	561
Fairfield	0	4	12	2	722	12	45	0	2	799
Fayette	18	0	0	77	0	0	30	0	7	132
Franklin	0	8	432	0	2,406	138	396	68	0	3,448
Fulton	0	0	6	173	0	0	35	0	0	214
Gallia	4	0	140	85	0	0	30	0	6	265
Geauga	0	2	5	3	300	2	5	0	20	337
Greene	0	4	4	1	476	15	137	0	0	637
Guernsey	4	6	2	62	74	0	61	0	0	209
Hamilton	2	367	199	1	1,890	131	57	0	8	2,655
Hancock	2	0	15	43	259	0	68	0	1	388
Hardin	0	0	58	23	3	0	23	0	1	108
Harrison	1	0	0	50	0	0	11	0	6	68
Henry	0	0	12	3	63	0	34	0	10	122
Highland	62	0	4	85	0	0	4	0	0	155
Hocking	6	1	3	60	31	6	3	0	3	113
Holmes	0	0	0	80	0	0	24	0	0	104
Huron	10	0	17	267	0	7	74	0	0	375
Jackson	0	0	50	70	1	0	29	0	2	152
Jefferson	0	0	38	11	167	0	27	0	0	243
Knox	0	0	7	214	25	0	54	0	5	305
Lake	1	3	14	662	299	9	2	0	10	1,000
Lawrence	0	3	16	87	111	0	0	0	9	226

Courts of Common Pleas – Juvenile Division
Traffic Terminations
2012

County	Trial by Judge	Trial by Magistrate	Dismissal	Admission to Judge	Admission to Magistrate	Unavailability of Party	Transferred Out	Interlocutory Appeal/Order	Other Terminations	Total Terminations
Licking	0	4	63	0	507	0	137	0	9	720
Logan	7	0	23	111	50	6	52	0	1	250
Lorain	1	7	321	1	750	18	165	0	0	1,263
Lucas	0	0	109	22	511	65	1	0	865	1,573
Madison	1	0	4	36	145	0	109	0	1	296
Mahoning	0	2	59	4	705	12	117	0	0	899
Marion	4	18	8	34	232	2	81	0	3	382
Medina	1	5	19	1	354	0	52	0	173	605
Meigs	1	0	2	74	0	0	7	0	4	88
Mercer	2	0	2	158	0	0	23	0	15	200
Miami	0	2	105	11	419	1	42	0	0	580
Monroe	1	0	1	27	0	0	2	0	0	31
Montgomery	0	5	44	10	1,661	53	9	0	6	1,788
Morgan	21	0	0	0	0	0	2	0	0	23
Morrow	0	0	0	0	98	0	61	0	39	198
Muskingum	0	9	125	36	205	2	86	0	0	463
Noble	2	0	0	42	0	0	10	0	6	60
Ottawa	1	0	10	176	0	4	47	0	0	238
Paulding	0	0	54	31	0	0	5	0	1	91
Perry	0	0	1	19	0	0	17	0	88	125
Pickaway	1	0	53	161	4	4	84	0	0	307
Pike	33	0	26	34	0	1	17	0	3	114
Portage	0	0	19	0	512	3	0	0	0	534
Preble	0	0	1	115	2	0	13	0	5	136
Putnam	0	0	50	48	0	0	13	0	0	111
Richland	0	19	47	35	369	2	135	0	1	608
Ross	0	1	170	23	65	0	43	0	0	302
Sandusky	0	0	23	175	97	3	143	0	6	447
Scioto	0	0	88	0	236	0	24	0	0	348
Seneca	0	0	4	31	167	0	44	0	6	252
Shelby	1	0	6	189	0	0	67	0	2	265
Stark	3	22	77	164	810	14	37	0	2	1,129
Summit	0	7	311	113	975	77	4	0	46	1,533
Trumbull	0	0	11	0	559	11	55	0	0	636
Tuscarawas	0	0	3	0	354	0	70	0	0	427
Union	0	2	17	0	259	0	24	0	16	318
Van Wert	30	1	59	62	18	1	51	0	2	224
Vinton	0	0	11	19	0	0	6	0	48	84
Warren	0	26	7	0	699	0	223	0	49	1,004
Washington	0	0	3	43	220	0	32	0	2	300
Wayne	0	4	1	1	415	0	104	0	0	525
Williams	0	0	64	116	0	0	35	0	1	216
Wood	0	0	101	354	194	2	4	0	0	655
Wyandot	0	0	1	49	81	0	58	0	2	191
Statewide	242	688	6,963	5,939	24,764	1,569	5,008	68	1,980	47,221

Courts of Common Pleas – Juvenile Division
 Dependency, Neglect and Abuse Overall Caseloads
 2012

County	Cases Pending January 1	New Filings	Reactivations and Transfers	Total Cases	Total Terminations	Clearance Rate	Cases Pending December 31	Cases Pending Beyond Time Guidelines
Adams	34	71	8	113	83	105%	30	8
Allen	61	248	4	313	228	90%	85	36
Ashland	25	44	110	179	134	87%	45	3
Ashtabula	60	89	0	149	57	64%	92	73
Athens	12	82	27	121	108	99%	13	2
Auglaize	0	16	3	19	16	84%	3	0
Belmont	11	34	0	45	44	129%	1	0
Brown	49	81	1	131	88	107%	43	18
Butler	186	651	103	940	696	92%	244	54
Carroll	0	15	28	43	41	95%	2	0
Champaign	6	37	24	67	64	105%	3	0
Clark	47	188	256	491	394	89%	97	38
Clermont	44	127	3	174	137	105%	37	8
Clinton	23	72	9	104	78	96%	26	3
Columbiana	64	205	61	330	217	82%	113	0
Coshocton	12	65	2	79	68	101%	11	0
Crawford	14	189	0	203	187	99%	16	0
Cuyahoga	769	1,328	673	2,770	2,294	115%	476	149
Darke	5	17	14	36	29	94%	7	1
Defiance	9	28	0	37	11	39%	26	14
Delaware	24	50	3	77	39	74%	38	28
Erie	25	132	8	165	116	83%	49	3
Fairfield	60	178	94	332	289	106%	43	3
Fayette	7	44	0	51	48	109%	3	0
Franklin	159	1,842	1,275	3,276	3,088	99%	188	47
Fulton	8	11	11	30	28	127%	2	0
Gallia	3	33	0	36	29	88%	7	1
Geauga	11	41	3	55	46	105%	9	0
Greene	39	189	0	228	191	101%	37	5
Guernsey	19	23	53	95	70	92%	25	4
Hamilton	1,582	813	509	2,904	1,444	109%	1,460	67
Hancock	4	52	0	56	52	100%	4	0
Hardin	92	21	0	113	28	133%	85	0
Harrison	7	31	49	87	77	96%	10	0
Henry	7	25	15	47	42	105%	5	0
Highland	31	86	66	183	144	95%	39	0
Hocking	8	54	0	62	28	52%	34	0
Holmes	5	53	2	60	49	89%	11	0
Huron	3	74	0	77	65	88%	12	0
Jackson	5	26	2	33	23	82%	10	4
Jefferson	16	43	14	73	55	96%	18	5
Knox	30	56	7	93	82	130%	11	2
Lake	51	229	6	286	249	106%	37	2
Lawrence	0	24	0	24	17	71%	7	1

Courts of Common Pleas – Juvenile Division
Dependency, Neglect and Abuse Overall Caseloads
2012

County	Cases Pending January 1	New Filings	Reactivations and Transfers	Total Cases	Total Terminations	Clearance Rate	Cases Pending December 31	Cases Pending Beyond Time Guidelines
Licking	40	198	378	616	545	95%	71	0
Logan	33	130	1	164	140	107%	24	0
Lorain	51	310	9	370	308	97%	62	9
Lucas	64	360	0	424	351	98%	73	5
Madison	8	13	13	34	28	108%	6	2
Mahoning	48	168	4	220	165	96%	55	14
Marion	56	172	168	396	295	87%	101	31
Medina	6	40	2	48	43	102%	5	0
Meigs	17	48	16	81	67	105%	14	3
Mercer	18	57	61	136	117	99%	19	2
Miami	0	43	0	43	39	91%	4	1
Monroe	6	10	5	21	21	140%	0	0
Montgomery	201	786	29	1,016	742	91%	274	21
Morgan	0	6	0	6	3	50%	3	0
Morrow	11	24	10	45	29	85%	16	9
Muskingum	44	174	10	228	154	84%	74	13
Noble	3	18	5	26	22	96%	4	0
Ottawa	19	20	83	122	110	107%	12	1
Paulding	1	15	4	20	14	74%	6	3
Perry	17	98	11	126	73	67%	53	13
Pickaway	11	32	47	90	73	92%	17	6
Pike	2	46	7	55	47	89%	8	3
Portage	31	136	0	167	146	107%	21	0
Preble	30	83	10	123	95	102%	28	5
Putnam	6	12	9	27	23	110%	4	2
Richland	62	173	0	235	191	110%	44	13
Ross	87	192	0	279	224	117%	55	38
Sandusky	27	57	2	86	71	120%	15	3
Scioto	191	167	31	389	257	130%	132	71
Seneca	4	34	0	38	29	85%	9	4
Shelby	11	70	0	81	68	97%	13	3
Stark	45	168	393	606	542	97%	64	13
Summit	204	801	47	1,052	876	103%	176	0
Trumbull	1	87	9	97	97	101%	0	0
Tuscarawas	8	41	0	49	44	107%	5	0
Union	27	89	8	124	102	105%	22	6
Van Wert	0	31	0	31	29	94%	2	1
Vinton	16	34	18	68	47	90%	21	17
Warren	16	67	133	216	145	73%	71	10
Washington	4	28	0	32	25	89%	7	0
Wayne	33	209	8	250	188	87%	62	3
Williams	4	67	0	71	65	97%	6	0
Wood	45	65	214	324	268	96%	56	2
Wyandot	2	7	1	10	8	100%	2	0
Statewide	5,137	13,103	5,189	23,429	18,199	99%	5,230	906

Courts of Common Pleas – Juvenile Division
Dependency, Neglect and Abuse Terminations
2012

County	Trial by Judge	Trial by Magistrate	Dismissal	Admission to Judge	Admission to Magistrate	Unavailability of Party	Transferred Out	Interlocutory Appeal/Order	Other Terminations	Total Terminations
Adams	0	58	9	0	9	0	0	0	7	83
Allen	1	197	23	0	0	0	1	0	6	228
Ashland	62	30	8	26	5	0	0	0	3	134
Ashtabula	0	0	2	0	0	0	1	0	54	57
Athens	8	0	21	75	1	0	0	0	3	108
Auglaize	0	0	6	7	0	0	0	0	3	16
Belmont	1	6	3	13	21	0	0	0	0	44
Brown	0	0	2	71	12	2	0	0	1	88
Butler	1	359	55	14	129	52	8	0	78	696
Carroll	29	0	2	10	0	0	0	0	0	41
Champaign	0	0	3	0	0	0	22	0	39	64
Clark	1	0	15	365	9	1	1	0	2	394
Clermont	0	1	3	2	17	0	0	0	114	137
Clinton	44	1	13	11	7	0	0	0	2	78
Columbiana	0	3	31	2	178	0	3	0	0	217
Coshocton	3	10	18	17	13	6	0	0	1	68
Crawford	1	0	9	171	0	0	1	0	5	187
Cuyahoga	18	480	354	181	486	17	591	2	165	2,294
Darke	0	0	6	20	1	0	0	0	2	29
Defiance	0	0	2	9	0	0	0	0	0	11
Delaware	14	2	7	8	7	0	0	0	1	39
Erie	1	8	14	0	90	0	0	0	3	116
Fairfield	202	0	53	0	0	0	1	0	33	289
Fayette	24	0	14	7	0	0	2	0	1	48
Franklin	7	24	872	6	2,069	3	17	57	33	3,088
Fulton	0	0	6	18	1	0	0	0	3	28
Gallia	24	0	5	0	0	0	0	0	0	29
Geauga	0	0	5	35	0	0	2	0	4	46
Greene	3	162	23	0	0	0	3	0	0	191
Guernsey	23	0	1	0	0	0	0	0	46	70
Hamilton	0	568	522	0	333	0	0	0	21	1,444
Hancock	2	0	1	49	0	0	0	0	0	52
Hardin	0	0	4	24	0	0	0	0	0	28
Harrison	60	10	0	1	0	0	0	0	6	77
Henry	0	0	5	27	1	0	0	0	9	42
Highland	123	0	19	1	0	0	0	0	1	144
Hocking	6	0	10	5	3	1	0	0	3	28
Holmes	7	0	7	32	0	0	3	0	0	49
Huron	29	0	6	28	0	0	0	0	2	65
Jackson	6	1	1	11	0	0	0	0	4	23
Jefferson	0	24	2	29	0	0	0	0	0	55
Knox	11	4	26	23	5	0	0	0	13	82
Lake	10	36	42	39	101	5	0	0	16	249
Lawrence	0	0	5	12	0	0	0	0	0	17

Courts of Common Pleas – Juvenile Division
Dependency, Neglect and Abuse Terminations
2012

County	Trial by Judge	Trial by Magistrate	Dismissal	Admission to Judge	Admission to Magistrate	Unavailability of Party	Transferred Out	Interlocutory Appeal/Order	Other Terminations	Total Terminations
Licking	0	140	25	0	0	0	0	0	380	545
Logan	0	0	5	133	0	0	2	0	0	140
Lorain	2	5	23	1	256	0	10	0	11	308
Lucas	5	316	15	0	3	1	1	0	10	351
Madison	9	0	0	16	0	0	0	0	3	28
Mahoning	2	157	3	1	1	0	0	0	1	165
Marion	26	21	118	102	1	0	6	0	21	295
Medina	6	0	1	35	0	0	0	0	1	43
Meigs	48	0	3	12	0	0	0	0	4	67
Mercer	0	0	32	7	0	0	0	0	78	117
Miami	0	37	0	0	2	0	0	0	0	39
Monroe	3	0	3	12	0	0	0	0	3	21
Montgomery	7	446	125	18	119	14	5	5	3	742
Morgan	1	0	1	0	0	0	1	0	0	3
Morrow	0	0	8	4	1	0	10	0	6	29
Muskingum	125	5	10	8	1	0	0	0	5	154
Noble	19	0	3	0	0	0	0	0	0	22
Ottawa	8	1	9	88	4	0	0	0	0	110
Paulding	0	0	0	13	0	0	0	0	1	14
Perry	8	0	8	22	3	0	0	0	32	73
Pickaway	0	0	8	23	6	7	0	0	29	73
Pike	47	0	0	0	0	0	0	0	0	47
Portage	0	4	17	0	124	0	1	0	0	146
Preble	9	2	11	39	15	0	0	0	19	95
Putnam	0	0	3	20	0	0	0	0	0	23
Richland	2	59	42	2	81	0	1	0	4	191
Ross	0	0	66	0	152	0	6	0	0	224
Sandusky	0	3	4	0	61	0	0	0	3	71
Scioto	98	28	37	1	51	5	0	0	37	257
Seneca	3	4	6	8	8	0	0	0	0	29
Shelby	0	0	11	27	30	0	0	0	0	68
Stark	41	292	21	18	123	0	5	0	42	542
Summit	2	380	72	3	399	0	2	0	18	876
Trumbull	0	0	0	0	0	0	0	0	97	97
Tuscarawas	22	0	4	18	0	0	0	0	0	44
Union	1	3	43	8	34	0	10	0	3	102
Van Wert	0	0	1	23	0	0	4	0	1	29
Vinton	0	0	0	25	0	0	0	0	22	47
Warren	0	25	12	0	1	5	0	0	102	145
Washington	3	0	7	14	1	0	0	0	0	25
Wayne	14	2	57	71	22	0	0	0	22	188
Williams	0	0	5	59	0	0	0	0	1	65
Wood	6	0	23	168	71	0	0	0	0	268
Wyandot	3	0	3	2	0	0	0	0	0	8
Statewide	1,241	3,914	3,080	2,350	5,068	119	720	64	1,643	18,199

Courts of Common Pleas – Juvenile Division
Unruly Overall Caseloads
2012

County	Cases Pending January 1	New Filings	Reactivations and Transfers	Total Cases	Total Terminations	Clearance Rate	Cases Pending December 31	Cases Pending Beyond Time Guidelines
Adams	5	39	0	44	34	87%	10	0
Allen	18	94	18	130	123	110%	7	0
Ashland	0	30	7	37	37	100%	0	0
Ashtabula	236	411	0	647	384	93%	263	102
Athens	5	32	1	38	28	85%	10	2
Auglaize	12	51	7	70	66	114%	4	0
Belmont	14	52	1	67	57	108%	10	3
Brown	6	47	1	54	51	106%	3	0
Butler	25	533	21	579	529	95%	50	2
Carroll	5	39	0	44	38	97%	6	0
Champaign	19	183	63	265	251	102%	14	1
Clark	88	476	19	583	373	75%	210	64
Clermont	9	76	18	103	93	99%	10	1
Clinton	18	26	13	57	41	105%	16	0
Columbiana	13	57	2	72	51	86%	21	0
Coshocton	3	16	0	19	17	106%	2	0
Crawford	6	161	0	167	140	87%	27	1
Cuyahoga	129	418	147	694	611	108%	83	6
Darke	10	72	3	85	76	101%	9	4
Defiance	4	52	2	58	52	96%	6	0
Delaware	24	124	13	161	109	80%	52	28
Erie	48	490	168	706	656	100%	50	6
Fairfield	0	0	1	1	1	100%	0	0
Fayette	11	86	11	108	103	106%	5	0
Franklin	188	961	306	1,455	1,258	99%	197	73
Fulton	0	34	1	35	35	100%	0	0
Gallia	2	37	0	39	36	97%	3	0
Geauga	1	19	2	22	21	100%	1	0
Greene	4	57	0	61	52	91%	9	0
Guernsey	8	12	2	22	20	143%	2	1
Hamilton	141	1,087	626	1,854	1,710	100%	144	7
Hancock	13	105	21	139	137	109%	2	0
Hardin	72	53	2	127	50	91%	77	0
Harrison	3	17	1	21	19	106%	2	0
Henry	5	13	1	19	16	114%	3	1
Highland	19	122	17	158	148	106%	10	0
Hocking	11	74	0	85	71	96%	14	0
Holmes	2	23	0	25	24	104%	1	0
Huron	7	67	14	88	83	102%	5	0
Jackson	43	92	0	135	62	67%	73	44
Jefferson	24	151	1	176	143	94%	33	2
Knox	9	104	35	148	143	103%	5	1
Lake	39	331	13	383	331	96%	52	0
Lawrence	33	212	0	245	195	92%	50	17

Courts of Common Pleas – Juvenile Division
Unruly Overall Caseloads
2012

County	Cases Pending January 1	New Filings	Reactivations and Transfers	Total Cases	Total Terminations	Clearance Rate	Cases Pending December 31	Cases Pending Beyond Time Guidelines
Licking	10	63	27	100	92	102%	8	0
Logan	8	143	4	155	129	88%	26	1
Lorain	29	138	18	185	153	98%	32	2
Lucas	7	237	172	416	412	101%	4	1
Madison	2	126	1	129	115	91%	14	2
Mahoning	5	114	12	131	111	88%	20	7
Marion	28	131	10	169	142	101%	27	1
Medina	38	135	8	181	157	110%	24	1
Meigs	10	60	1	71	65	107%	6	0
Mercer	5	62	29	96	85	93%	11	0
Miami	26	269	53	348	314	98%	34	3
Monroe	0	7	2	9	9	100%	0	0
Montgomery	93	643	146	882	735	93%	147	4
Morgan	0	0	0	0	0	-	0	0
Morrow	17	90	19	126	94	86%	32	19
Muskingum	27	136	4	167	141	101%	26	1
Noble	1	6	0	7	2	33%	5	2
Ottawa	2	30	36	68	67	102%	1	0
Paulding	4	10	1	15	11	100%	4	4
Perry	8	36	14	58	56	112%	2	0
Pickaway	5	57	1	63	47	81%	16	7
Pike	1	31	2	34	30	91%	4	0
Portage	4	48	11	63	61	103%	2	0
Preble	6	39	0	45	42	108%	3	0
Putnam	1	31	7	39	36	95%	3	0
Richland	24	202	0	226	208	103%	18	1
Ross	12	53	5	70	63	109%	7	1
Sandusky	17	93	15	125	110	102%	15	0
Scioto	13	34	2	49	39	108%	10	0
Seneca	12	124	12	148	135	99%	13	0
Shelby	2	25	6	33	30	97%	3	0
Stark	142	236	20	398	252	98%	146	8
Summit	50	394	22	466	429	103%	37	0
Trumbull	5	56	25	86	80	99%	6	0
Tuscarawas	15	100	2	117	106	104%	11	0
Union	13	27	7	47	43	126%	4	0
Van Wert	7	64	7	78	67	94%	11	0
Vinton	4	29	1	34	24	80%	10	0
Warren	46	154	3	203	140	89%	63	0
Washington	9	61	5	75	69	105%	6	0
Wayne	20	185	0	205	181	98%	24	7
Williams	3	12	0	15	11	92%	4	2
Wood	8	100	3	111	93	90%	18	1
Wyandot	2	29	4	35	32	97%	3	0
Statewide	2,073	11,756	2,275	16,104	13,693	98%	2,411	441

Courts of Common Pleas – Juvenile Division

Unruly Terminations

2012

County	Trial by Judge	Trial by Magistrate	Dismissal	Admission to Judge	Admission to Magistrate	Unavailability of Party	Transferred Out	Interlocutory Appeal/Order	Other Terminations	Total Terminations
Adams	3	12	4	0	15	0	0	0	0	34
Allen	1	1	25	3	46	10	24	0	13	123
Ashland	3	0	3	14	12	1	3	0	1	37
Ashtabula	0	0	67	4	313	0	0	0	0	384
Athens	0	0	12	0	13	0	0	0	3	28
Auglaize	0	0	7	49	0	0	10	0	0	66
Belmont	0	0	6	29	0	0	1	0	21	57
Brown	0	0	8	33	5	1	2	0	2	51
Butler	0	6	53	3	363	22	4	0	78	529
Carroll	1	0	10	23	0	0	2	0	2	38
Champaign	0	0	38	98	0	6	77	0	32	251
Clark	0	2	190	50	107	19	4	0	1	373
Clermont	0	1	31	12	19	19	1	0	10	93
Clinton	0	0	4	5	31	0	0	0	1	41
Columbiana	0	0	5	0	41	4	1	0	0	51
Coshocton	2	0	3	9	0	2	0	0	1	17
Crawford	0	0	16	26	87	0	10	0	1	140
Cuyahoga	1	0	107	5	162	118	101	0	117	611
Darke	0	0	20	42	0	0	1	0	13	76
Defiance	0	0	10	40	0	0	2	0	0	52
Delaware	0	0	46	1	42	5	13	0	2	109
Erie	0	0	201	1	205	55	17	0	177	656
Fairfield	0	0	1	0	0	0	0	0	0	1
Fayette	13	1	8	66	1	0	2	0	12	103
Franklin	0	6	671	3	303	205	11	27	32	1,258
Fulton	0	0	10	24	0	0	1	0	0	35
Gallia	0	0	6	28	0	0	1	0	1	36
Geauga	0	0	2	9	2	3	0	0	5	21
Greene	0	8	5	0	29	0	1	0	9	52
Guernsey	0	0	5	4	11	0	0	0	0	20
Hamilton	4	162	381	0	509	648	0	1	5	1,710
Hancock	1	0	24	76	17	4	15	0	0	137
Hardin	0	0	2	43	0	0	4	0	1	50
Harrison	10	1	7	1	0	0	0	0	0	19
Henry	0	0	4	4	5	0	2	0	1	16
Highland	51	0	51	42	0	4	0	0	0	148
Hocking	6	1	9	38	2	9	0	0	6	71
Holmes	1	0	3	19	0	0	0	0	1	24
Huron	4	0	21	47	0	1	10	0	0	83
Jackson	0	0	40	22	0	0	0	0	0	62
Jefferson	0	0	31	110	0	0	0	0	2	143
Knox	1	1	14	59	51	0	11	0	6	143
Lake	0	0	57	37	200	14	4	0	19	331
Lawrence	0	0	90	25	12	0	0	0	68	195

Courts of Common Pleas – Juvenile Division
Unruly Terminations
2012

County	Trial by Judge	Trial by Magistrate	Dismissal	Admission to Judge	Admission to Magistrate	Unavailability of Party	Transferred Out	Interlocutory Appeal/Order	Other Terminations	Total Terminations
Licking	0	0	12	23	45	0	6	0	6	92
Logan	0	0	23	31	69	0	6	0	0	129
Lorain	0	0	16	10	110	7	9	0	1	153
Lucas	0	0	243	0	4	160	0	0	5	412
Madison	0	0	22	18	71	0	4	0	0	115
Mahoning	0	23	24	1	45	13	4	0	1	111
Marion	0	1	19	7	67	4	7	0	37	142
Medina	0	1	16	5	113	0	4	0	18	157
Meigs	1	0	8	56	0	0	0	0	0	65
Mercer	0	0	15	32	0	0	15	0	23	85
Miami	0	1	32	24	239	3	14	0	1	314
Monroe	0	0	2	6	0	0	0	0	1	9
Montgomery	0	1	284	9	286	152	0	0	3	735
Morgan	0	0	0	0	0	0	0	0	0	0
Morrow	1	0	15	1	34	1	13	0	29	94
Muskingum	0	5	35	0	79	3	18	0	1	141
Noble	0	0	1	1	0	0	0	0	0	2
Ottawa	0	0	20	17	1	26	3	0	0	67
Paulding	0	0	2	9	0	0	0	0	0	11
Perry	0	0	7	45	0	2	1	0	1	56
Pickaway	0	0	17	16	0	4	8	0	2	47
Pike	5	0	10	14	0	0	0	0	1	30
Portage	0	1	25	0	16	6	5	0	8	61
Preble	1	0	4	20	10	0	2	0	5	42
Putnam	0	0	14	21	0	0	1	0	0	36
Richland	0	0	43	4	133	3	25	0	0	208
Ross	0	0	13	24	25	0	1	0	0	63
Sandusky	0	0	31	4	60	1	7	0	7	110
Scioto	0	2	8	1	26	2	0	0	0	39
Seneca	0	0	12	8	107	0	4	0	4	135
Shelby	0	0	6	24	0	0	0	0	0	30
Stark	0	4	69	1	162	12	4	0	0	252
Summit	0	2	128	18	228	37	15	0	1	429
Trumbull	0	0	17	0	52	11	0	0	0	80
Tuscarawas	0	0	9	90	0	1	4	0	2	106
Union	0	0	13	3	16	1	4	0	6	43
Van Wert	1	0	10	39	4	0	10	0	3	67
Vinton	0	0	8	7	0	0	1	0	8	24
Warren	1	4	12	1	73	7	0	0	42	140
Washington	0	0	18	6	43	0	2	0	0	69
Wayne	0	0	45	1	119	1	15	0	0	181
Williams	0	0	5	5	0	0	1	0	0	11
Wood	0	0	37	17	36	0	3	0	0	93
Wyandot	0	0	1	23	2	0	6	0	0	32
Statewide	112	247	3,659	1,746	4,878	1,607	557	28	859	13,693

Courts of Common Pleas – Juvenile Division
Adult Overall Caseloads
2012

County	Cases Pending January 1	New Filings	Reactivations and Transfers	Total Cases	Total Terminations	Clearance Rate	Cases Pending December 31	Cases Pending Beyond Time Guidelines
Adams	3	63	2	68	54	83%	14	0
Allen	3	34	7	44	40	98%	4	1
Ashland	6	8	3	17	13	118%	4	1
Ashtabula	144	133	0	277	107	80%	170	131
Athens	3	36	1	40	30	81%	10	3
Auglaize	1	0	0	1	1	-	0	0
Belmont	7	29	0	36	29	100%	7	3
Brown	6	71	1	78	72	100%	6	0
Butler	85	519	25	629	469	86%	160	22
Carroll	0	0	0	0	0	-	0	0
Champaign	1	4	2	7	6	100%	1	0
Clark	36	164	38	238	216	107%	22	3
Clermont	5	21	0	26	17	81%	9	0
Clinton	2	38	0	40	35	92%	5	1
Columbiana	9	13	4	26	20	118%	6	1
Coshocton	0	1	0	1	1	100%	0	0
Crawford	6	7	0	13	11	157%	2	0
Cuyahoga	2	16	5	23	22	105%	1	1
Darke	4	3	0	7	7	233%	0	0
Defiance	2	14	0	16	15	107%	1	0
Delaware	12	106	24	142	110	85%	32	13
Erie	17	59	7	83	70	106%	13	1
Fairfield	3	21	6	30	29	107%	1	1
Fayette	7	44	7	58	53	104%	5	0
Franklin	7	38	8	53	45	98%	8	2
Fulton	3	14	3	20	19	112%	1	0
Gallia	17	134	1	152	131	97%	21	1
Geauga	2	8	2	12	11	110%	1	0
Greene	2	19	0	21	16	84%	5	0
Guernsey	5	20	0	25	23	115%	2	0
Hamilton	128	773	386	1,287	1,119	97%	168	0
Hancock	6	28	0	34	22	79%	12	2
Hardin	21	18	1	40	20	105%	20	0
Harrison	0	0	0	0	0	-	0	0
Henry	4	20	1	25	13	62%	12	8
Highland	0	0	0	0	0	-	0	0
Hocking	3	27	1	31	21	75%	10	0
Holmes	0	0	0	0	0	-	0	0
Huron	1	34	0	35	29	85%	6	0
Jackson	16	14	0	30	20	143%	10	4
Jefferson	4	4	0	8	4	100%	4	1
Knox	9	41	0	50	44	107%	6	0
Lake	3	17	5	25	22	100%	3	0
Lawrence	13	47	0	60	45	96%	15	4

Courts of Common Pleas – Juvenile Division
Adult Overall Caseloads
2012

County	Cases Pending January 1	New Filings	Reactivations and Transfers	Total Cases	Total Terminations	Clearance Rate	Cases Pending December 31	Cases Pending Beyond Time Guidelines
Licking	4	13	0	17	14	108%	3	0
Logan	8	32	1	41	31	94%	10	2
Lorain	18	29	73	120	93	91%	27	3
Lucas	153	534	227	914	802	105%	112	9
Madison	7	18	5	30	25	109%	5	0
Mahoning	8	19	2	29	24	114%	5	0
Marion	140	213	119	472	400	120%	72	7
Medina	2	5	1	8	5	83%	3	0
Meigs	0	12	0	12	9	75%	3	0
Mercer	4	8	4	16	14	117%	2	0
Miami	35	104	12	151	116	100%	35	6
Monroe	0	2	0	2	2	100%	0	0
Montgomery	148	543	37	728	553	95%	175	26
Morgan	1	1	0	2	1	100%	1	0
Morrow	8	21	12	41	22	67%	19	4
Muskingum	0	6	0	6	4	67%	2	1
Noble	0	4	0	4	4	100%	0	0
Ottawa	14	59	10	83	70	101%	13	1
Paulding	3	1	2	6	2	67%	4	3
Perry	1	12	0	13	9	75%	4	0
Pickaway	10	18	0	28	23	128%	5	1
Pike	7	84	19	110	105	102%	5	0
Portage	3	34	10	47	44	100%	3	0
Preble	10	26	1	37	31	115%	6	0
Putnam	0	15	1	16	10	63%	6	1
Richland	4	52	0	56	49	94%	7	0
Ross	14	113	0	127	109	96%	18	4
Sandusky	16	21	4	41	38	152%	3	0
Scioto	15	90	3	108	101	109%	7	1
Seneca	1	17	1	19	17	94%	2	0
Shelby	7	37	0	44	38	103%	6	0
Stark	64	65	0	129	68	105%	61	1
Summit	53	436	85	574	497	95%	77	0
Trumbull	12	56	22	90	82	105%	8	1
Tuscarawas	8	37	0	45	34	92%	11	0
Union	18	27	3	48	45	150%	3	0
Van Wert	1	13	0	14	12	92%	2	0
Vinton	5	7	1	13	12	150%	1	2
Warren	29	152	9	190	149	93%	41	1
Washington	5	46	0	51	46	100%	5	0
Wayne	10	48	6	64	50	93%	14	1
Williams	0	2	0	2	1	50%	1	0
Wood	5	16	0	21	18	113%	3	0
Wyandot	4	7	3	14	9	90%	5	0
Statewide	1,463	5,715	1,213	8,391	6,819	98%	1,572	279

Courts of Common Pleas – Juvenile Division

Adult Terminations

2012

County	Trial by Judge	Trial by Magistrate	Dismissal	Admission to Judge	Admission to Magistrate	Unavailability of Party	Transferred Out	Interlocutory Appeal/Order	Other Terminations	Total Terminations
Adams	0	28	18	0	5	0	0	0	3	54
Allen	3	0	8	21	1	7	0	0	0	40
Ashland	2	0	2	5	2	1	0	0	1	13
Ashtabula	0	0	63	11	33	0	0	0	0	107
Athens	0	0	16	0	12	2	0	0	0	30
Auglaize	0	0	1	0	0	0	0	0	0	1
Belmont	1	0	8	17	0	0	0	0	3	29
Brown	0	0	46	23	2	1	0	0	0	72
Butler	0	19	125	100	176	17	0	0	32	469
Carroll	0	0	0	0	0	0	0	0	0	0
Champaign	0	0	3	1	0	0	2	0	0	6
Clark	0	15	106	1	38	56	0	0	0	216
Clermont	0	3	9	0	5	0	0	0	0	17
Clinton	4	0	1	15	15	0	0	0	0	35
Columbiana	11	0	2	5	0	2	0	0	0	20
Coshocton	1	0	0	0	0	0	0	0	0	1
Crawford	0	0	5	6	0	0	0	0	0	11
Cuyahoga	0	0	9	5	0	1	7	0	0	22
Darke	0	0	1	4	0	0	0	0	2	7
Defiance	0	0	1	14	0	0	0	0	0	15
Delaware	0	1	75	3	27	0	0	0	4	110
Erie	3	1	18	3	35	6	2	0	2	70
Fairfield	3	0	4	11	2	7	0	0	2	29
Fayette	11	0	6	25	1	0	1	0	9	53
Franklin	0	1	19	3	2	7	1	0	12	45
Fulton	0	0	13	6	0	0	0	0	0	19
Gallia	4	0	30	90	0	0	1	0	6	131
Geauga	0	0	1	8	0	2	0	0	0	11
Greene	12	0	3	1	0	0	0	0	0	16
Guernsey	0	0	8	11	4	0	0	0	0	23
Hamilton	40	105	304	59	264	345	0	0	2	1,119
Hancock	2	0	4	15	0	1	0	0	0	22
Hardin	0	0	3	13	1	3	0	0	0	20
Harrison	0	0	0	0	0	0	0	0	0	0
Henry	1	0	5	1	6	0	0	0	0	13
Highland	0	0	0	0	0	0	0	0	0	0
Hocking	0	1	4	9	1	3	1	0	2	21
Holmes	0	0	0	0	0	0	0	0	0	0
Huron	0	0	0	5	0	0	0	0	24	29
Jackson	0	0	15	4	0	0	0	0	1	20
Jefferson	0	0	0	3	0	1	0	0	0	4
Knox	0	0	14	26	4	0	0	0	0	44
Lake	0	0	3	11	0	6	0	0	2	22
Lawrence	0	0	32	11	0	0	0	0	2	45

Courts of Common Pleas – Juvenile Division

Adult Terminations

2012

County	Trial by Judge	Trial by Magistrate	Dismissal	Admission to Judge	Admission to Magistrate	Unavailability of Party	Transferred Out	Interlocutory Appeal/Order	Other Terminations	Total Terminations
Licking	0	0	3	8	0	0	0	0	3	14
Logan	2	0	5	2	19	3	0	0	0	31
Lorain	2	3	21	20	25	12	3	0	7	93
Lucas	5	0	451	18	1	310	0	0	17	802
Madison	0	0	11	4	9	0	1	0	0	25
Mahoning	8	9	3	0	1	3	0	0	0	24
Marion	9	45	130	7	129	72	0	0	8	400
Medina	0	0	1	2	1	1	0	0	0	5
Meigs	0	0	1	8	0	0	0	0	0	9
Mercer	0	0	3	10	0	0	0	0	1	14
Miami	26	5	61	9	8	7	0	0	0	116
Monroe	1	0	0	1	0	0	0	0	0	2
Montgomery	1	0	189	349	6	2	1	0	5	553
Morgan	1	0	0	0	0	0	0	0	0	1
Morrow	0	0	5	4	0	6	7	0	0	22
Muskingum	0	0	1	3	0	0	0	0	0	4
Noble	1	0	2	1	0	0	0	0	0	4
Ottawa	0	0	26	31	1	9	3	0	0	70
Paulding	0	0	0	2	0	0	0	0	0	2
Perry	0	0	0	9	0	0	0	0	0	9
Pickaway	0	0	16	7	0	0	0	0	0	23
Pike	24	0	44	22	0	14	0	0	1	105
Portage	0	0	26	1	10	7	0	0	0	44
Preble	0	0	11	7	10	0	0	0	3	31
Putnam	0	0	3	7	0	0	0	0	0	10
Richland	0	3	30	0	9	3	0	0	4	49
Ross	0	0	33	76	0	0	0	0	0	109
Sandusky	0	0	19	4	14	0	1	0	0	38
Scioto	0	0	10	0	81	10	0	0	0	101
Seneca	0	0	7	7	2	0	0	0	1	17
Shelby	1	0	5	32	0	0	0	0	0	38
Stark	1	4	41	7	14	1	0	0	0	68
Summit	0	5	235	0	156	96	0	0	5	497
Trumbull	0	0	16	0	44	20	2	0	0	82
Tuscarawas	0	0	9	24	0	1	0	0	0	34
Union	0	0	23	5	14	0	1	0	2	45
Van Wert	0	0	1	9	1	0	0	0	1	12
Vinton	0	0	8	2	0	0	0	0	2	12
Warren	2	4	28	15	63	0	0	0	37	149
Washington	0	0	16	27	0	3	0	0	0	46
Wayne	0	0	17	1	25	5	0	0	2	50
Williams	0	0	0	1	0	0	0	0	0	1
Wood	1	0	15	1	0	1	0	0	0	18
Wyandot	0	0	0	6	0	3	0	0	0	9
Statewide	183	252	2,511	1,295	1,279	1,057	34	0	208	6,819

Courts of Common Pleas – Juvenile Division
Motion for Permanent Custody Overall Caseloads
2012

County	Cases Pending January 1	New Filings	Reactivations and Transfers	Total Cases	Total Terminations	Clearance Rate	Cases Pending December 31	Cases Pending Beyond Time Guidelines
Adams	6	2	10	18	17	142%	1	0
Allen	9	0	19	28	17	89%	11	0
Ashland	2	15	0	17	9	60%	8	0
Ashtabula	24	0	1	25	2	200%	23	22
Athens	0	0	16	16	7	44%	9	6
Auglaize	0	0	0	0	0	-	0	0
Belmont	2	0	3	5	5	167%	0	0
Brown	1	6	0	7	7	117%	0	0
Butler	46	19	88	153	64	60%	89	5
Carroll	0	0	1	1	1	100%	0	0
Champaign	0	0	0	0	0	-	0	0
Clark	1	2	20	23	16	73%	7	0
Clermont	20	0	25	45	36	144%	9	0
Clinton	2	1	10	13	6	55%	7	0
Columbiana	9	9	1	19	16	160%	3	1
Coshocton	2	5	0	7	3	60%	4	0
Crawford	1	16	0	17	11	69%	6	0
Cuyahoga	197	40	392	629	609	141%	20	5
Darke	0	4	0	4	2	50%	2	0
Defiance	0	0	0	0	0	-	0	0
Delaware	0	0	0	0	0	-	0	0
Erie	0	0	1	1	1	100%	0	0
Fairfield	21	2	40	63	37	88%	26	4
Fayette	8	0	7	15	13	186%	2	0
Franklin	192	1	298	491	339	113%	152	32
Fulton	0	1	6	7	2	29%	5	0
Gallia	0	4	0	4	4	100%	0	0
Geauga	1	0	4	5	3	75%	2	0
Greene	6	73	0	79	75	103%	4	0
Guernsey	0	0	4	4	3	75%	1	0
Hamilton	2	3	0	5	5	167%	0	0
Hancock	9	0	13	22	13	100%	9	0
Hardin	12	0	0	12	0	-	12	0
Harrison	1	1	5	7	7	117%	0	0
Henry	2	1	9	12	10	100%	2	0
Highland	0	0	1	1	1	100%	0	0
Hocking	4	5	0	9	4	80%	5	0
Holmes	0	2	0	2	0	0%	2	0
Huron	0	0	0	0	0	-	0	0
Jackson	0	0	0	0	0	-	0	0
Jefferson	1	0	9	10	9	100%	1	0
Knox	0	0	2	2	1	50%	1	0
Lake	0	0	11	11	9	82%	2	0
Lawrence	0	0	0	0	0	-	0	0

Courts of Common Pleas – Juvenile Division
Motion for Permanent Custody Overall Caseloads
2012

County	Cases Pending January 1	New Filings	Reactivations and Transfers	Total Cases	Total Terminations	Clearance Rate	Cases Pending December 31	Cases Pending Beyond Time Guidelines
Licking	26	27	204	257	222	96%	35	0
Logan	0	0	0	0	0	-	0	0
Lorain	11	10	30	51	38	95%	13	0
Lucas	33	47	58	138	95	90%	43	2
Madison	0	0	0	0	0	-	0	0
Mahoning	3	0	5	8	4	80%	4	0
Marion	0	0	6	6	3	50%	3	1
Medina	0	1	0	1	1	100%	0	0
Meigs	0	1	1	2	1	50%	1	0
Mercer	0	0	0	0	0	-	0	0
Miami	0	0	12	12	7	58%	5	0
Monroe	0	0	0	0	0	-	0	0
Montgomery	95	0	144	239	142	99%	97	4
Morgan	0	0	0	0	0	-	0	0
Morrow	0	0	0	0	0	-	0	0
Muskingum	7	3	12	22	15	100%	7	0
Noble	0	0	0	0	0	-	0	0
Ottawa	0	5	22	27	24	89%	3	0
Paulding	0	0	0	0	0	-	0	0
Perry	2	2	4	8	6	100%	2	0
Pickaway	0	0	3	3	3	100%	0	0
Pike	0	0	0	0	0	-	0	0
Portage	1	13	4	18	18	106%	0	0
Preble	0	8	0	8	7	88%	1	0
Putnam	0	0	0	0	0	-	0	0
Richland	15	0	12	27	21	175%	6	0
Ross	0	0	13	13	7	54%	6	0
Sandusky	0	0	3	3	1	33%	2	0
Scioto	0	0	0	0	0	-	0	0
Seneca	2	1	1	4	3	150%	1	0
Shelby	2	0	16	18	17	106%	1	0
Stark	16	9	61	86	20	29%	66	0
Summit	57	14	116	187	117	90%	70	0
Trumbull	6	0	11	17	10	91%	7	2
Tuscarawas	2	1	27	30	18	64%	12	0
Union	2	4	0	6	4	100%	2	0
Van Wert	0	2	2	4	4	100%	0	0
Vinton	2	0	8	10	3	38%	7	0
Warren	7	1	13	21	18	129%	3	0
Washington	3	9	10	22	17	89%	5	0
Wayne	10	0	46	56	31	67%	25	3
Williams	0	0	1	1	0	0%	1	0
Wood	3	0	5	8	8	160%	0	0
Wyandot	0	0	2	2	2	100%	0	0
Statewide	886	370	1,848	3,104	2,251	101%	853	87

Courts of Common Pleas – Juvenile Division
Motion for Permanent Custody Terminations
2012

County	Trial by Judge	Trial by Magistrate	Dismissal	Admission to Judge	Admission to Magistrate	Unavailability of Party	Transferred Out	Interlocutory Appeal/Order	Other Terminations	Total Terminations
Adams	0	17	0	0	0	0	0	0	0	17
Allen	13	0	1	0	0	0	0	0	3	17
Ashland	7	1	1	0	0	0	0	0	0	9
Ashtabula	0	0	0	0	0	0	0	0	2	2
Athens	6	0	1	0	0	0	0	0	0	7
Auglaize	0	0	0	0	0	0	0	0	0	0
Belmont	5	0	0	0	0	0	0	0	0	5
Brown	1	0	0	6	0	0	0	0	0	7
Butler	0	21	5	0	7	22	0	0	9	64
Carroll	1	0	0	0	0	0	0	0	0	1
Champaign	0	0	0	0	0	0	0	0	0	0
Clark	4	0	0	10	0	0	1	0	1	16
Clermont	1	11	3	0	0	0	1	0	20	36
Clinton	5	0	1	0	0	0	0	0	0	6
Columbiana	13	0	3	0	0	0	0	0	0	16
Coshocton	0	2	1	0	0	0	0	0	0	3
Crawford	1	0	0	6	0	0	0	0	4	11
Cuyahoga	64	33	11	87	64	5	206	3	136	609
Darke	0	0	0	2	0	0	0	0	0	2
Defiance	0	0	0	0	0	0	0	0	0	0
Delaware	0	0	0	0	0	0	0	0	0	0
Erie	0	1	0	0	0	0	0	0	0	1
Fairfield	27	0	10	0	0	0	0	0	0	37
Fayette	9	0	0	2	0	0	0	0	2	13
Franklin	10	38	34	5	135	0	0	6	111	339
Fulton	1	0	0	0	1	0	0	0	0	2
Gallia	4	0	0	0	0	0	0	0	0	4
Geauga	0	0	1	2	0	0	0	0	0	3
Greene	73	0	2	0	0	0	0	0	0	75
Guernsey	1	0	1	0	0	0	0	0	1	3
Hamilton	0	3	2	0	0	0	0	0	0	5
Hancock	5	3	5	0	0	0	0	0	0	13
Hardin	0	0	0	0	0	0	0	0	0	0
Harrison	3	3	1	0	0	0	0	0	0	7
Henry	0	0	3	6	1	0	0	0	0	10
Highland	1	0	0	0	0	0	0	0	0	1
Hocking	4	0	0	0	0	0	0	0	0	4
Holmes	0	0	0	0	0	0	0	0	0	0
Huron	0	0	0	0	0	0	0	0	0	0
Jackson	0	0	0	0	0	0	0	0	0	0
Jefferson	1	7	0	0	0	0	1	0	0	9
Knox	0	0	1	0	0	0	0	0	0	1
Lake	4	0	4	1	0	0	0	0	0	9
Lawrence	0	0	0	0	0	0	0	0	0	0

Courts of Common Pleas – Juvenile Division
Motion for Permanent Custody Terminations
2012

County	Trial by Judge	Trial by Magistrate	Dismissal	Admission to Judge	Admission to Magistrate	Unavailability of Party	Transferred Out	Interlocutory Appeal/Order	Other Terminations	Total Terminations
Licking	0	33	0	0	0	0	0	0	189	222
Logan	0	0	0	0	0	0	0	0	0	0
Lorain	18	0	0	12	5	0	0	0	3	38
Lucas	53	30	4	0	1	1	0	0	6	95
Madison	0	0	0	0	0	0	0	0	0	0
Mahoning	0	4	0	0	0	0	0	0	0	4
Marion	3	0	0	0	0	0	0	0	0	3
Medina	0	0	0	1	0	0	0	0	0	1
Meigs	0	0	0	0	0	0	0	0	1	1
Mercer	0	0	0	0	0	0	0	0	0	0
Miami	0	7	0	0	0	0	0	0	0	7
Monroe	0	0	0	0	0	0	0	0	0	0
Montgomery	0	108	8	0	21	5	0	0	0	142
Morgan	0	0	0	0	0	0	0	0	0	0
Morrow	0	0	0	0	0	0	0	0	0	0
Muskingum	12	1	0	1	0	0	0	0	1	15
Noble	0	0	0	0	0	0	0	0	0	0
Ottawa	0	0	0	24	0	0	0	0	0	24
Paulding	0	0	0	0	0	0	0	0	0	0
Perry	0	0	0	2	0	0	0	0	4	6
Pickaway	0	0	0	0	1	1	0	0	1	3
Pike	0	0	0	0	0	0	0	0	0	0
Portage	5	0	6	5	0	0	0	0	2	18
Preble	0	0	0	4	0	0	0	0	3	7
Putnam	0	0	0	0	0	0	0	0	0	0
Richland	2	12	0	0	4	0	0	0	3	21
Ross	0	0	0	0	7	0	0	0	0	7
Sandusky	1	0	0	0	0	0	0	0	0	1
Scioto	0	0	0	0	0	0	0	0	0	0
Seneca	1	0	0	0	0	0	0	0	2	3
Shelby	7	0	0	6	0	0	0	0	4	17
Stark	10	9	0	1	0	0	0	0	0	20
Summit	46	25	1	11	18	0	0	0	16	117
Trumbull	0	0	0	0	0	0	0	0	10	10
Tuscarawas	14	0	1	3	0	0	0	0	0	18
Union	0	2	2	0	0	0	0	0	0	4
Van Wert	2	0	0	0	0	0	0	0	2	4
Vinton	0	0	2	1	0	0	0	0	0	3
Warren	3	0	2	0	0	6	0	0	7	18
Washington	6	0	1	8	0	2	0	0	0	17
Wayne	15	0	2	2	0	0	0	0	12	31
Williams	0	0	0	0	0	0	0	0	0	0
Wood	8	0	0	0	0	0	0	0	0	8
Wyandot	1	0	0	0	0	0	0	0	1	2
Statewide	471	371	120	208	265	42	209	9	556	2,251

Courts of Common Pleas – Juvenile Division
 Custody, Change of Custody and Visitation Overall Caseloads
 2012

County	Cases Pending January 1	New Filings	Reactivations and Transfers	Total Cases	Total Terminations	Clearance Rate	Cases Pending December 31	Cases Pending Beyond Time Guidelines
Adams	26	62	35	123	82	85%	41	8
Allen	78	50	237	365	234	82%	131	16
Ashland	50	53	62	165	111	97%	54	6
Ashtabula	87	130	1	218	39	30%	179	92
Athens	106	96	82	284	184	103%	100	19
Auglaize	17	38	0	55	40	105%	15	2
Belmont	46	138	43	227	183	101%	44	5
Brown	26	56	2	84	65	112%	19	1
Butler	552	356	725	1,633	870	80%	763	12
Carroll	11	31	73	115	106	102%	9	0
Champaign	46	50	96	192	158	108%	34	0
Clark	123	71	255	449	302	93%	147	29
Clermont	180	334	527	1,041	863	100%	178	9
Clinton	28	47	44	119	82	90%	37	0
Columbiana	77	169	95	341	262	99%	79	17
Coshocton	44	32	93	169	132	106%	37	0
Crawford	0	7	0	7	7	100%	0	0
Cuyahoga	1,508	2,122	975	4,605	3,613	117%	992	84
Darke	20	19	46	85	61	94%	24	1
Defiance	4	11	1	16	12	100%	4	0
Delaware	113	76	94	283	184	108%	99	18
Erie	68	87	80	235	165	99%	70	6
Fairfield	15	1	50	66	56	110%	10	0
Fayette	21	36	103	160	144	104%	16	0
Franklin	1,318	2,072	3,243	6,633	5,398	102%	1,235	155
Fulton	35	28	76	139	104	100%	35	1
Gallia	17	57	10	84	71	106%	13	0
Geauga	27	49	55	131	106	102%	25	0
Greene	134	628	0	762	569	91%	193	0
Guernsey	61	71	92	224	175	107%	49	3
Hamilton	746	677	1,219	2,642	2,033	107%	609	81
Hancock	54	43	119	216	177	109%	39	0
Hardin	42	43	61	146	100	96%	46	8
Harrison	12	24	60	96	85	101%	11	0
Henry	23	15	56	94	67	94%	27	5
Highland	14	55	54	123	96	88%	27	0
Hocking	35	60	0	95	72	120%	23	0
Holmes	21	72	6	99	80	103%	19	1
Huron	28	71	0	99	73	103%	26	1
Jackson	66	46	26	138	57	79%	81	42
Jefferson	118	174	153	445	311	95%	134	20
Knox	38	51	64	153	109	95%	44	7
Lake	73	185	1	259	193	104%	66	2
Lawrence	71	103	0	174	124	120%	50	10

Courts of Common Pleas – Juvenile Division
Custody, Change of Custody and Visitation Overall Caseloads
2012

County	Cases Pending January 1	New Filings	Reactivations and Transfers	Total Cases	Total Terminations	Clearance Rate	Cases Pending December 31	Cases Pending Beyond Time Guidelines
Licking	9	109	3	121	111	99%	10	0
Logan	40	17	67	124	77	92%	47	9
Lorain	287	337	613	1,237	950	100%	287	36
Lucas	609	1,116	902	2,627	1,972	98%	655	32
Madison	37	67	65	169	135	102%	34	1
Mahoning	267	98	422	787	506	97%	281	36
Marion	82	48	129	259	173	98%	86	30
Medina	23	26	10	59	42	117%	17	3
Meigs	19	17	91	127	103	95%	24	0
Mercer	11	20	58	89	61	78%	28	0
Miami	291	108	650	1,049	770	102%	279	52
Monroe	13	8	15	36	28	122%	8	0
Montgomery	1,257	535	1,586	3,378	1,319	62%	2,059	7
Morgan	21	14	18	53	18	56%	35	0
Morrow	46	26	11	83	37	100%	46	25
Muskingum	0	0	1	1	0	0%	1	0
Noble	32	61	34	127	97	102%	30	5
Ottawa	40	35	52	127	88	101%	39	1
Paulding	13	10	7	30	12	71%	18	10
Perry	31	31	51	113	81	99%	32	7
Pickaway	38	41	36	115	85	110%	30	4
Pike	40	54	40	134	97	103%	37	3
Portage	63	139	150	352	297	103%	55	0
Preble	128	183	5	316	187	99%	129	47
Putnam	14	12	39	65	46	90%	19	1
Richland	84	0	223	307	252	113%	55	1
Ross	50	91	0	141	85	93%	56	11
Sandusky	148	197	294	639	542	110%	97	18
Scioto	53	104	70	227	140	80%	87	16
Seneca	59	73	100	232	179	103%	53	1
Shelby	34	29	120	183	152	102%	31	1
Stark	47	321	348	716	641	96%	75	16
Summit	267	298	638	1,203	956	102%	247	0
Trumbull	366	126	1,151	1,643	1,304	102%	339	34
Tuscarawas	0	0	0	0	0	-	0	0
Union	38	49	33	120	78	95%	42	13
Van Wert	6	6	29	41	25	71%	16	3
Vinton	19	38	44	101	68	83%	33	8
Warren	261	159	278	698	298	68%	400	5
Washington	50	78	67	195	161	111%	34	0
Wayne	70	124	70	264	155	80%	109	20
Williams	35	31	47	113	78	100%	35	3
Wood	82	106	260	448	351	96%	97	0
Wyandot	27	24	27	78	70	137%	8	1
Statewide	11,286	13,562	17,868	42,716	30,782	98%	11,934	1,121

Courts of Common Pleas – Juvenile Division
Custody, Change of Custody and Visitation Terminations
2012

County	Trial by Judge	Trial by Magistrate	Dismissal	Admission to Judge	Admission to Magistrate	Unavailability of Party	Transferred Out	Private Judge	Interlocutory Appeal/Order	Other Terminations	Total Terminations
Adams	2	28	19	2	22	0	0	0	0	9	82
Allen	4	205	16	0	0	1	0	0	0	8	234
Ashland	39	37	26	2	1	0	0	0	0	6	111
Ashtabula	0	0	6	0	0	0	0	0	0	33	39
Athens	1	22	35	10	98	2	1	0	0	15	184
Auglaize	6	0	5	29	0	0	0	0	0	0	40
Belmont	4	21	25	16	106	0	2	0	0	9	183
Brown	0	0	8	38	14	2	3	0	0	0	65
Butler	1	396	97	10	88	82	4	0	0	192	870
Carroll	89	0	4	3	0	0	0	0	0	10	106
Champaign	0	0	23	0	16	0	15	0	0	104	158
Clark	162	99	30	0	5	0	1	0	0	5	302
Clermont	5	285	109	4	23	1	3	0	0	433	863
Clinton	1	2	17	1	61	0	0	0	0	0	82
Columbiana	12	6	27	156	57	0	4	0	0	0	262
Coshocton	0	0	26	0	92	4	5	0	0	5	132
Crawford	0	0	1	3	3	0	0	0	0	0	7
Cuyahoga	29	328	619	559	686	29	576	0	2	785	3,613
Darke	0	0	9	45	5	0	0	0	0	2	61
Defiance	0	0	1	2	9	0	0	0	0	0	12
Delaware	4	27	54	15	66	0	0	0	0	18	184
Erie	3	15	29	0	88	0	7	0	0	23	165
Fairfield	51	0	5	0	0	0	0	0	0	0	56
Fayette	112	0	18	0	0	0	3	0	0	11	144
Franklin	63	954	1,288	220	423	4	238	0	77	2,131	5,398
Fulton	3	0	11	0	5	0	4	0	0	81	104
Gallia	18	21	3	28	0	0	0	0	0	1	71
Geauga	13	0	13	58	0	2	2	0	0	18	106
Greene	28	465	66	0	2	0	8	0	0	0	569
Guernsey	79	34	39	0	0	0	0	0	0	23	175
Hamilton	1	581	630	0	669	4	0	0	1	147	2,033
Hancock	0	32	21	32	91	0	0	0	0	1	177
Hardin	0	0	19	18	58	0	5	0	0	0	100
Harrison	40	32	5	0	0	0	2	0	0	6	85
Henry	0	2	10	39	10	0	0	0	0	6	67
Highland	70	0	22	1	0	1	0	0	0	2	96
Hocking	27	25	7	0	1	4	1	0	0	7	72
Holmes	11	3	27	0	0	0	1	0	0	38	80
Huron	36	5	11	1	19	0	1	0	0	0	73
Jackson	0	10	16	0	3	0	0	0	0	28	57
Jefferson	0	218	53	37	0	0	0	0	0	3	311
Knox	0	0	13	0	0	0	0	0	0	96	109
Lake	2	28	58	2	49	3	2	0	0	49	193
Lawrence	0	0	31	24	67	0	0	0	0	2	124

Courts of Common Pleas – Juvenile Division
Custody, Change of Custody and Visitation Terminations
2012

County	Trial by Judge	Trial by Magistrate	Dismissal	Admission to Judge	Admission to Magistrate	Unavailability of Party	Transferred Out	Private Judge	Interlocutory Appeal/Order	Other Terminations	Total Terminations
Licking	0	0	7	0	0	0	0	0	0	104	111
Logan	0	0	1	6	58	0	11	0	0	1	77
Lorain	69	37	96	254	373	3	13	1	0	104	950
Lucas	7	1,030	310	0	396	8	2	0	0	219	1,972
Madison	38	0	22	66	0	0	1	0	0	8	135
Mahoning	4	461	14	3	14	2	0	0	0	8	506
Marion	51	11	14	82	1	1	0	0	0	13	173
Medina	0	26	13	0	0	0	1	0	0	2	42
Meigs	37	13	18	32	0	0	0	0	0	3	103
Mercer	0	0	6	2	0	0	0	0	0	53	61
Miami	92	436	81	8	32	0	2	0	0	119	770
Monroe	4	0	6	15	0	0	1	0	0	2	28
Montgomery	1	564	188	19	490	46	3	0	0	8	1,319
Morgan	8	0	1	0	0	0	0	0	0	9	18
Morrow	0	9	6	0	3	0	5	0	0	14	37
Muskingum	0	0	0	0	0	0	0	0	0	0	0
Noble	57	0	36	0	0	0	0	0	0	4	97
Ottawa	1	17	17	2	51	0	0	0	0	0	88
Paulding	0	0	2	10	0	0	0	0	0	0	12
Perry	2	39	13	2	13	0	0	0	0	12	81
Pickaway	0	0	13	1	10	10	0	0	0	51	85
Pike	74	0	17	0	0	0	2	0	0	4	97
Portage	0	86	52	0	104	0	0	0	1	54	297
Preble	5	133	22	0	3	0	1	0	0	23	187
Putnam	12	0	5	27	0	0	0	0	0	2	46
Richland	3	53	37	6	121	0	1	0	0	31	252
Ross	0	4	19	33	29	0	0	0	0	0	85
Sandusky	2	35	107	1	13	2	9	0	0	373	542
Scioto	22	12	29	22	23	2	0	0	0	30	140
Seneca	5	25	45	5	90	2	0	0	0	7	179
Shelby	7	3	24	47	67	0	0	0	0	4	152
Stark	149	190	136	132	8	1	3	0	0	22	641
Summit	10	324	78	7	458	4	13	0	0	62	956
Trumbull	0	0	0	0	0	0	0	0	0	1,304	1,304
Tuscarawas	0	0	0	0	0	0	0	0	0	0	0
Union	9	12	15	16	19	0	3	0	0	4	78
Van Wert	0	12	3	0	10	0	0	0	0	0	25
Vinton	0	0	14	3	0	0	0	0	0	51	68
Warren	0	67	56	0	1	6	2	0	0	166	298
Washington	10	21	34	65	25	2	3	0	0	1	161
Wayne	3	35	38	3	52	0	1	0	0	23	155
Williams	0	0	18	0	59	0	1	0	0	0	78
Wood	4	41	53	59	190	1	3	0	0	0	351
Wyandot	8	8	4	41	7	0	1	0	0	1	70
Statewide	1,610	7,585	5,222	2,324	5,557	229	970	1	81	7,203	30,782

Courts of Common Pleas – Juvenile Division
Support Enforcement or Modification Overall Caseloads
2012

County	Cases Pending January 1	New Filings	Reactivations and Transfers	Total Cases	Total Terminations	Clearance Rate	Cases Pending December 31	Cases Pending Beyond Time Guidelines
Adams	95	63	205	363	258	96%	105	3
Allen	335	55	1,448	1,838	1,335	89%	503	18
Ashland	94	77	208	379	332	116%	47	0
Ashtabula	125	30	0	155	5	17%	150	122
Athens	339	111	104	554	320	149%	234	59
Auglaize	4	7	0	11	9	129%	2	0
Belmont	35	104	7	146	113	102%	33	1
Brown	33	55	1	89	79	141%	10	0
Butler	882	584	2,222	3,688	1,631	58%	2,057	0
Carroll	21	26	428	475	458	101%	17	0
Champaign	117	102	394	613	530	107%	83	1
Clark	225	458	1,453	2,136	1,851	97%	285	2
Clermont	446	245	1,660	2,351	1,916	101%	435	4
Clinton	24	57	90	171	156	106%	15	7
Columbiana	209	204	596	1,009	718	90%	291	4
Coshocton	133	150	438	721	625	106%	96	1
Crawford	0	9	0	9	9	100%	0	0
Cuyahoga	3,369	3,440	426	7,235	3,986	103%	3,249	457
Darke	54	78	152	284	233	101%	51	1
Defiance	20	74	1	95	84	112%	11	1
Delaware	222	26	406	654	442	102%	212	17
Erie	229	206	650	1,085	852	100%	233	5
Fairfield	0	0	0	0	0	-	0	0
Fayette	59	64	438	561	498	99%	63	0
Franklin	1,165	2,288	2,881	6,334	4,936	95%	1,398	44
Fulton	85	85	163	333	264	106%	69	1
Gallia	83	0	310	393	320	103%	73	4
Geauga	34	27	204	265	226	98%	39	0
Greene	341	791	0	1,132	797	101%	335	5
Guernsey	104	63	441	608	552	110%	56	0
Hamilton	1,605	2,572	2,865	7,042	6,267	115%	775	6
Hancock	116	1	362	479	394	109%	85	0
Hardin	199	80	195	474	330	120%	144	0
Harrison	18	15	130	163	147	101%	16	0
Henry	92	35	158	285	209	108%	76	6
Highland	59	90	197	346	284	99%	62	0
Hocking	81	169	6	256	199	114%	57	0
Holmes	8	93	1	102	76	81%	26	0
Huron	30	83	7	120	104	116%	16	0
Jackson	86	77	81	244	113	72%	131	45
Jefferson	94	44	647	785	651	94%	134	22
Knox	58	110	384	552	480	97%	72	7
Lake	141	225	13	379	314	132%	65	0
Lawrence	0	0	0	0	0	-	0	0

Courts of Common Pleas – Juvenile Division
 Support Enforcement or Modification Overall Caseloads
 2012

County	Cases Pending January 1	New Filings	Reactivations and Transfers	Total Cases	Total Terminations	Clearance Rate	Cases Pending December 31	Cases Pending Beyond Time Guidelines
Licking	0	0	0	0	0	-	0	0
Logan	195	130	325	650	481	106%	169	23
Lorain	1,166	760	4,153	6,079	4,762	97%	1,317	6
Lucas	655	1,315	708	2,678	2,060	102%	618	3
Madison	18	23	20	61	53	123%	8	1
Mahoning	349	690	528	1,567	1,238	102%	329	4
Marion	155	0	531	686	508	96%	178	4
Medina	7	0	7	14	10	143%	4	0
Meigs	23	28	143	194	149	87%	45	0
Mercer	56	59	311	426	344	93%	82	1
Miami	308	460	1,609	2,377	1,999	97%	378	27
Monroe	24	9	44	77	65	123%	12	0
Montgomery	1,638	1,784	3,620	7,042	5,198	96%	1,844	45
Morgan	35	33	257	325	226	78%	99	0
Morrow	93	47	23	163	104	149%	59	25
Muskingum	51	25	92	168	97	83%	71	12
Noble	7	10	24	41	31	91%	10	3
Ottawa	30	18	48	96	84	127%	12	0
Paulding	36	3	37	76	37	93%	39	21
Perry	149	114	263	526	417	111%	109	7
Pickaway	36	47	173	256	224	102%	32	1
Pike	38	75	138	251	205	96%	46	0
Portage	74	149	334	557	474	98%	83	1
Preble	67	238	2	307	263	110%	44	20
Putnam	34	1	107	142	104	96%	38	7
Richland	4	0	0	4	4	-	0	0
Ross	77	113	0	190	107	95%	83	20
Sandusky	162	180	616	958	849	107%	109	2
Scioto	0	0	0	0	0	-	0	0
Seneca	188	200	355	743	640	115%	103	2
Shelby	51	50	182	283	231	100%	52	0
Stark	503	377	618	1,498	951	96%	547	18
Summit	5	0	15	20	15	100%	5	0
Trumbull	379	132	1,152	1,663	1,304	102%	359	12
Tuscarawas	0	0	0	0	0	-	0	0
Union	180	129	494	803	566	91%	237	12
Van Wert	44	42	215	301	232	90%	69	0
Vinton	36	51	50	137	98	97%	39	2
Warren	651	184	862	1,697	1,583	151%	114	19
Washington	62	86	165	313	249	99%	64	0
Wayne	217	346	504	1,067	958	113%	109	11
Williams	30	14	75	119	81	91%	38	0
Wood	117	136	542	795	677	100%	118	0
Wyandot	11	1	53	65	50	93%	15	0
Statewide	19,430	21,132	39,767	80,329	60,831	100%	19,498	1,152

Courts of Common Pleas – Juvenile Division
Support Enforcement or Modification Terminations
2012

County	Trial by Judge	Trial by Magistrate	Dismissal	Admission to Judge	Admission to Magistrate	Unavailability of Party	Transferred Out	Private Judge	Interlocutory Appeal/Order	Other Terminations	Total Terminations
Adams	51	36	0	50	0	61	0	0	4	56	0
Allen	8	477	0	247	0	410	0	1	3	58	131
Ashland	13	31	0	36	0	35	0	0	60	113	44
Ashtabula	0	0	0	0	0	4	0	1	0	0	0
Athens	24	256	0	8	0	2	0	0	1	29	0
Auglaize	3	0	0	2	0	0	0	0	4	0	0
Belmont	4	11	0	43	0	4	0	0	5	46	0
Brown	78	0	0	0	0	1	0	0	0	0	0
Butler	5	104	0	152	0	867	0	1	1	251	250
Carroll	3	0	0	4	0	4	0	3	437	0	7
Champaign	0	0	0	137	0	357	0	36	0	0	0
Clark	9	0	0	495	0	12	0	0	8	1,327	0
Clermont	4	563	0	361	0	757	0	0	3	45	183
Clinton	0	98	0	41	0	5	0	0	1	0	11
Columbiana	19	426	0	143	0	1	0	1	27	81	20
Coshocton	0	504	0	106	0	6	0	1	0	0	8
Crawford	0	9	0	0	0	0	0	0	0	0	0
Cuyahoga	35	1,069	0	679	0	454	0	116	14	210	1,409
Darke	156	4	0	59	0	13	0	0	0	1	0
Defiance	3	62	0	19	0	0	0	0	0	0	0
Delaware	3	130	0	158	0	22	0	0	0	129	0
Erie	0	591	0	110	0	12	0	0	0	19	120
Fairfield	0	0	0	0	0	0	0	0	0	0	0
Fayette	0	0	0	70	0	103	0	1	323	0	1
Franklin	40	1,552	0	1,004	138	1,326	1	53	40	600	182
Fulton	26	142	0	64	0	26	0	0	0	0	6
Gallia	2	0	0	52	0	49	0	1	6	210	0
Geauga	155	0	0	16	0	12	0	1	0	0	42
Greene	0	1	0	73	0	0	0	5	72	646	0
Guernsey	0	1	0	185	0	3	0	0	13	294	56
Hamilton	1	4,850	0	869	1	140	0	0	3	343	60
Hancock	4	71	0	74	0	5	0	0	0	221	19
Hardin	29	136	0	136	0	0	0	3	0	0	26
Harrison	0	0	0	4	0	19	0	1	10	113	0
Henry	18	107	0	32	0	52	0	0	0	0	0
Highland	5	0	0	87	0	2	0	2	161	0	27
Hocking	2	6	0	13	0	4	0	1	32	98	43
Holmes	21	0	0	19	0	26	0	1	9	0	0
Huron	4	48	0	15	0	20	0	0	1	7	9
Jackson	0	34	0	25	0	50	0	0	0	4	0
Jefferson	539	9	0	1	0	6	0	1	0	90	5
Knox	0	1	0	33	0	429	0	1	0	16	0
Lake	5	100	0	34	0	36	0	0	0	135	4
Lawrence	0	0	0	0	0	0	0	0	0	0	0

Courts of Common Pleas – Juvenile Division
Support Enforcement or Modification Terminations
2012

County	Trial by Judge	Trial by Magistrate	Dismissal	Admission to Judge	Admission to Magistrate	Unavailability of Party	Transferred Out	Private Judge	Interlocutory Appeal/Order	Other Terminations	Total Terminations
Licking	0	0	0	0	0	0	0	0	0	0	0
Logan	1	462	0	0	0	2	0	15	1	0	0
Lorain	374	71	0	2,819	0	16	0	7	21	25	1,429
Lucas	1	23	0	455	0	57	0	1	1	1,132	390
Madison	14	0	0	29	0	6	0	0	3	0	1
Mahoning	613	3	0	23	0	2	0	0	6	585	6
Marion	88	2	0	284	0	104	0	2	10	18	0
Medina	0	1	0	2	0	2	0	0	0	2	3
Meigs	48	0	0	33	0	3	0	0	44	21	0
Mercer	31	0	0	41	0	260	0	2	0	0	10
Miami	0	2	0	120	0	899	0	0	95	780	103
Monroe	35	0	0	14	0	0	0	0	11	0	5
Montgomery	263	2,590	0	844	0	44	0	10	25	784	638
Morgan	0	0	0	16	2	54	0	0	151	1	2
Morrow	1	10	0	49	0	27	0	3	1	0	13
Muskingum	1	5	0	15	0	8	0	1	4	63	0
Noble	0	0	0	2	0	1	0	0	28	0	0
Ottawa	2	45	0	16	0	0	0	0	0	10	11
Paulding	30	0	0	7	0	0	0	0	0	0	0
Perry	0	77	0	48	0	114	0	0	3	162	13
Pickaway	0	48	0	27	0	111	0	0	0	0	38
Pike	0	0	0	20	0	9	0	0	149	0	27
Portage	0	276	0	42	0	88	0	0	0	26	42
Preble	0	1	0	8	0	206	0	0	5	43	0
Putnam	66	0	0	27	0	1	0	0	4	0	6
Richland	0	4	0	0	0	0	0	0	0	0	0
Ross	64	23	0	19	0	0	0	0	1	0	0
Sandusky	1	189	0	167	0	448	0	0	0	6	38
Scioto	0	0	0	0	0	0	0	0	0	0	0
Seneca	4	406	0	74	0	28	0	0	1	5	122
Shelby	4	176	0	45	0	5	0	0	0	0	1
Stark	29	3	0	251	0	47	0	7	174	423	17
Summit	0	3	0	1	0	10	0	0	0	1	0
Trumbull	0	0	0	9	0	1,295	0	0	0	0	0
Tuscarawas	0	0	0	0	0	0	0	0	0	0	0
Union	28	67	0	187	0	171	0	4	11	9	89
Van Wert	2	57	0	31	0	2	0	0	0	139	1
Vinton	13	0	0	10	0	75	0	0	0	0	0
Warren	1	5	0	90	0	910	0	0	3	92	482
Washington	0	142	0	54	0	12	0	0	0	0	41
Wayne	584	261	0	55	0	5	0	0	0	4	49
Williams	1	62	0	18	0	0	0	0	0	0	0
Wood	191	297	0	136	0	0	0	0	0	12	41
Wyandot	9	24	0	3	0	1	0	0	1	5	7
Statewide	3,768	16,764	0	11,747	141	10,358	1	283	1,991	9,490	6,288

Courts of Common Pleas – Juvenile Division
 Parentage Overall Caseloads
 2012

County	Cases Pending January 1	New Filings	Reactivations and Transfers	Total Cases	Total Terminations	Clearance Rate	Cases Pending December 31	Cases Pending Beyond Time Guidelines
Adams	16	9	19	44	23	82%	21	2
Allen	76	277	4	357	276	98%	81	13
Ashland	7	3	4	14	11	157%	3	0
Ashtabula	618	283	0	901	48	17%	853	586
Athens	25	5	32	62	14	38%	48	12
Auglaize	7	61	0	68	59	97%	9	0
Belmont	31	110	0	141	83	75%	58	0
Brown	12	46	0	58	44	96%	14	0
Butler	32	118	80	230	139	70%	91	0
Carroll	2	6	0	8	3	50%	5	0
Champaign	5	17	5	27	23	105%	4	0
Clark	32	58	11	101	83	120%	18	0
Clermont	116	245	30	391	292	106%	99	2
Clinton	36	29	47	112	83	109%	29	6
Columbiana	64	299	18	381	306	97%	75	1
Coshocton	5	6	6	17	12	100%	5	0
Crawford	7	106	0	113	111	105%	2	0
Cuyahoga	1,907	1,348	862	4,117	2,806	127%	1,311	255
Darke	13	9	19	41	31	111%	10	1
Defiance	7	8	0	15	8	100%	7	1
Delaware	45	98	10	153	115	106%	38	6
Erie	9	18	8	35	24	92%	11	0
Fairfield	0	0	0	0	0	-	0	0
Fayette	7	14	5	26	23	121%	3	2
Franklin	718	1,009	35	1,762	1,384	133%	378	12
Fulton	4	6	5	15	11	100%	4	0
Gallia	36	40	0	76	51	128%	25	0
Geauga	5	9	2	16	13	118%	3	0
Greene	13	17	0	30	21	124%	9	0
Guernsey	1	1	5	7	6	100%	1	0
Hamilton	294	148	136	578	478	168%	100	0
Hancock	32	119	5	156	123	99%	33	0
Hardin	20	11	0	31	7	64%	24	0
Harrison	1	0	14	15	11	79%	4	0
Henry	12	57	7	76	60	94%	16	1
Highland	2	37	10	49	34	72%	15	0
Hocking	5	12	0	17	14	117%	3	0
Holmes	0	4	0	4	3	75%	1	0
Huron	8	13	3	24	22	138%	2	0
Jackson	11	12	3	26	18	120%	8	3
Jefferson	134	137	179	450	308	97%	142	30
Knox	6	9	2	17	11	100%	6	0
Lake	37	66	0	103	74	112%	29	0
Lawrence	33	108	16	157	124	100%	33	15

Courts of Common Pleas – Juvenile Division
 Parentage Overall Caseloads
 2012

County	Cases Pending January 1	New Filings	Reactivations and Transfers	Total Cases	Total Terminations	Clearance Rate	Cases Pending December 31	Cases Pending Beyond Time Guidelines
Licking	0	0	0	0	0	-	0	0
Logan	10	7	1	18	14	175%	4	2
Lorain	48	101	16	165	114	97%	51	1
Lucas	309	470	243	1,022	765	107%	257	9
Madison	10	5	2	17	12	171%	5	1
Mahoning	92	177	4	273	188	104%	85	0
Marion	93	218	1	312	263	120%	49	0
Medina	0	0	0	0	0	-	0	0
Meigs	77	102	372	551	420	89%	131	4
Mercer	5	13	4	22	16	94%	6	0
Miami	19	20	11	50	38	123%	12	1
Monroe	0	0	0	0	0	-	0	0
Montgomery	398	500	61	959	649	116%	310	6
Morgan	2	1	12	15	12	92%	3	0
Morrow	5	3	3	11	6	100%	5	2
Muskingum	0	0	0	0	0	-	0	0
Noble	0	0	1	1	0	0%	1	0
Ottawa	3	1	4	8	7	140%	1	0
Paulding	5	0	1	6	3	300%	3	2
Perry	20	0	71	91	70	99%	21	1
Pickaway	124	103	301	528	439	109%	89	2
Pike	4	0	1	5	5	500%	0	0
Portage	10	32	5	47	33	89%	14	0
Preble	3	4	0	7	3	75%	4	0
Putnam	28	27	27	82	66	122%	16	4
Richland	0	0	0	0	0	-	0	0
Ross	30	10	0	40	21	210%	19	9
Sandusky	10	15	6	31	28	133%	3	0
Scioto	0	1	0	1	1	100%	0	0
Seneca	15	13	6	34	30	158%	4	1
Shelby	5	11	0	16	13	118%	3	0
Stark	50	276	46	372	333	103%	39	5
Summit	0	0	0	0	0	-	0	0
Trumbull	151	171	32	354	236	116%	118	5
Tuscarawas	721	288	1	1,010	175	61%	835	0
Union	0	2	0	2	2	100%	0	0
Van Wert	17	62	3	82	59	91%	23	0
Vinton	11	5	18	34	25	109%	9	2
Warren	79	43	12	134	74	135%	60	0
Washington	2	3	0	5	4	133%	1	0
Wayne	18	19	18	55	39	105%	16	3
Williams	1	1	1	3	2	100%	1	0
Wood	4	22	6	32	25	89%	7	0
Wyandot	14	32	2	48	38	112%	10	0
Statewide	6,844	7,746	2,874	17,464	11,618	109%	5,846	1,008

Courts of Common Pleas – Juvenile Division
Parentage Terminations
2012

County	Trial by Judge	Trial by Magistrate	Dismissal	Admission to Judge	Admission to Magistrate	Unavailability of Party	Transferred Out	Private Judge	Interlocutory Appeal/Order	Other Terminations	Total Terminations
Adams	1	3	6	3	2	0	0	0	0	8	23
Allen	1	50	14	97	30	4	0	0	0	80	276
Ashland	3	1	2	0	1	1	0	0	0	3	11
Ashtabula	0	0	2	0	0	0	0	0	0	46	48
Athens	0	0	2	1	10	0	0	0	0	1	14
Auglaize	1	0	1	57	0	0	0	0	0	0	59
Belmont	7	29	26	1	13	0	0	0	0	7	83
Brown	0	0	0	44	0	0	0	0	0	0	44
Butler	0	41	56	0	1	24	0	0	0	17	139
Carroll	1	0	0	0	0	0	0	0	0	2	3
Champaign	0	0	6	0	1	0	1	0	0	15	23
Clark	11	36	35	0	0	0	0	0	0	1	83
Clermont	0	2	8	0	1	0	0	0	0	281	292
Clinton	0	4	31	0	45	3	0	0	0	0	83
Columbiana	1	4	13	15	272	1	0	0	0	0	306
Coshocton	0	0	5	0	6	1	0	0	0	0	12
Crawford	0	0	4	1	104	1	0	0	0	1	111
Cuyahoga	2	260	790	128	301	456	648	0	0	221	2,806
Darke	0	0	7	21	0	0	0	0	0	3	31
Defiance	0	0	0	0	8	0	0	0	0	0	8
Delaware	1	11	11	3	78	0	0	0	0	11	115
Erie	0	1	4	0	13	5	0	0	0	1	24
Fairfield	0	0	0	0	0	0	0	0	0	0	0
Fayette	16	0	3	0	0	0	0	0	0	4	23
Franklin	7	79	655	26	462	5	17	0	34	99	1,384
Fulton	0	0	3	0	5	2	0	0	0	1	11
Gallia	0	41	9	0	0	0	0	0	0	1	51
Geauga	1	0	2	9	0	1	0	0	0	0	13
Greene	7	7	4	2	0	1	0	0	0	0	21
Guernsey	2	3	1	0	0	0	0	0	0	0	6
Hamilton	0	163	143	0	153	17	0	0	0	2	478
Hancock	0	21	9	0	92	0	1	0	0	0	123
Hardin	0	0	5	0	2	0	0	0	0	0	7
Harrison	0	8	0	0	0	0	0	0	0	3	11
Henry	0	0	3	5	30	0	0	0	0	22	60
Highland	26	0	2	1	0	4	0	0	0	1	34
Hocking	1	5	0	0	0	8	0	0	0	0	14
Holmes	0	0	0	0	0	0	0	0	0	3	3
Huron	1	2	4	1	9	5	0	0	0	0	22
Jackson	0	0	3	0	1	0	0	0	0	14	18
Jefferson	0	122	2	165	1	16	0	0	0	2	308
Knox	0	1	1	0	0	0	0	0	0	9	11
Lake	0	17	9	0	26	1	0	0	0	21	74
Lawrence	0	0	11	0	99	0	0	0	0	14	124

Courts of Common Pleas – Juvenile Division
Parentage Terminations
2012

County	Trial by Judge	Trial by Magistrate	Dismissal	Admission to Judge	Admission to Magistrate	Unavailability of Party	Transferred Out	Private Judge	Interlocutory Appeal/Order	Other Terminations	Total Terminations
Licking	0	0	0	0	0	0	0	0	0	0	0
Logan	0	0	0	0	13	0	1	0	0	0	14
Lorain	4	5	24	71	5	4	0	0	0	1	114
Lucas	0	249	119	0	10	345	0	0	0	42	765
Madison	1	0	4	7	0	0	0	0	0	0	12
Mahoning	0	125	60	2	1	0	0	0	0	0	188
Marion	5	5	76	124	1	2	1	0	0	49	263
Medina	0	0	0	0	0	0	0	0	0	0	0
Meigs	120	62	94	136	0	0	0	0	0	8	420
Mercer	0	0	2	2	0	0	0	0	0	12	16
Miami	4	26	5	0	1	1	1	0	0	0	38
Monroe	0	0	0	0	0	0	0	0	0	0	0
Montgomery	0	128	247	4	221	42	0	0	0	7	649
Morgan	7	0	1	0	0	1	0	0	0	3	12
Morrow	0	0	1	0	2	0	0	0	0	3	6
Muskingum	0	0	0	0	0	0	0	0	0	0	0
Noble	0	0	0	0	0	0	0	0	0	0	0
Ottawa	0	0	2	0	4	1	0	0	0	0	7
Paulding	0	0	2	1	0	0	0	0	0	0	3
Perry	0	17	9	1	15	5	0	0	0	23	70
Pickaway	0	0	79	0	71	129	0	0	0	160	439
Pike	5	0	0	0	0	0	0	0	0	0	5
Portage	0	5	4	0	19	4	0	0	0	1	33
Preble	0	1	1	0	0	0	0	0	0	1	3
Putnam	7	0	7	50	0	1	0	0	0	1	66
Richland	0	0	0	0	0	0	0	0	0	0	0
Ross	0	1	4	8	8	0	0	0	0	0	21
Sandusky	0	0	13	0	5	0	0	0	0	10	28
Scioto	0	0	0	0	1	0	0	0	0	0	1
Seneca	0	4	7	1	17	1	0	0	0	0	30
Shelby	0	0	3	2	7	0	0	0	0	1	13
Stark	23	94	168	31	1	0	8	0	0	8	333
Summit	0	0	0	0	0	0	0	0	0	0	0
Trumbull	0	0	3	0	0	0	0	0	0	233	236
Tuscarawas	0	0	41	10	121	0	3	0	0	0	175
Union	1	0	1	0	0	0	0	0	0	0	2
Van Wert	0	17	7	0	33	0	0	0	0	2	59
Vinton	0	0	1	5	0	0	0	0	0	19	25
Warren	0	2	6	0	1	14	0	0	0	51	74
Washington	0	0	3	0	1	0	0	0	0	0	4
Wayne	0	0	5	14	18	1	0	0	0	1	39
Williams	0	0	0	0	2	0	0	0	0	0	2
Wood	0	1	6	7	11	0	0	0	0	0	25
Wyandot	0	7	3	22	6	0	0	0	0	0	38
Statewide	267	1,660	2,900	1,078	2,361	1,107	681	0	34	1,530	11,618

Courts of Common Pleas – Juvenile Division
Uniform Interstate Family Support Act Overall Caseloads
2012

County	Cases Pending January 1	New Filings	Reactivations and Transfers	Total Cases	Total Terminations	Clearance Rate	Cases Pending December 31	Cases Pending Beyond Time Guidelines
Adams	4	17	12	33	19	66%	14	5
Allen	0	0	0	0	0	-	0	0
Ashland	5	7	0	12	12	171%	0	0
Ashtabula	0	0	0	0	0	-	0	0
Athens	0	0	0	0	0	-	0	0
Auglaize	0	1	0	1	0	0%	1	0
Belmont	0	5	0	5	5	100%	0	0
Brown	0	0	0	0	0	-	0	0
Butler	2	5	0	7	5	100%	2	0
Carroll	0	0	0	0	0	-	0	0
Champaign	1	5	1	7	7	117%	0	0
Clark	0	0	0	0	0	-	0	0
Clermont	0	0	0	0	0	-	0	0
Clinton	0	0	0	0	0	-	0	0
Columbiana	0	0	0	0	0	-	0	0
Coshocton	0	7	1	8	6	75%	2	0
Crawford	0	10	0	10	10	100%	0	0
Cuyahoga	100	0	28	128	128	457%	0	0
Darke	0	2	0	2	2	100%	0	0
Defiance	0	0	0	0	0	-	0	0
Delaware	8	18	5	31	22	96%	9	7
Erie	0	0	0	0	0	-	0	0
Fairfield	0	0	0	0	0	-	0	0
Fayette	0	3	1	4	1	25%	3	0
Franklin	38	156	14	208	205	121%	3	0
Fulton	0	0	0	0	0	-	0	0
Gallia	10	24	0	34	24	100%	10	4
Geauga	1	2	0	3	3	150%	0	0
Greene	0	0	0	0	0	-	0	0
Guernsey	0	0	0	0	0	-	0	0
Hamilton	0	0	0	0	0	-	0	0
Hancock	1	20	0	21	17	85%	4	0
Hardin	16	6	0	22	4	67%	18	1
Harrison	1	0	0	1	1	-	0	0
Henry	0	0	0	0	0	-	0	0
Highland	0	2	0	2	1	50%	1	0
Hocking	0	0	0	0	0	-	0	0
Holmes	0	0	0	0	0	-	0	0
Huron	0	0	0	0	0	-	0	0
Jackson	1	6	0	7	6	100%	1	1
Jefferson	14	61	46	121	71	66%	50	30
Knox	0	4	1	5	5	100%	0	0
Lake	2	8	0	10	10	125%	0	0
Lawrence	0	0	0	0	0	-	0	0

Courts of Common Pleas – Juvenile Division
Uniform Interstate Family Support Act Overall Caseloads
2012

County	Cases Pending January 1	New Filings	Reactivations and Transfers	Total Cases	Total Terminations	Clearance Rate	Cases Pending December 31	Cases Pending Beyond Time Guidelines
Licking	0	0	0	0	0	-	0	0
Logan	12	7	0	19	14	200%	5	4
Lorain	0	0	0	0	0	-	0	0
Lucas	32	132	28	192	154	96%	38	12
Madison	0	0	0	0	0	-	0	0
Mahoning	38	83	2	123	104	122%	19	1
Marion	4	24	2	30	26	100%	4	3
Medina	0	0	0	0	0	-	0	0
Meigs	4	4	10	18	11	79%	7	1
Mercer	0	0	0	0	0	-	0	0
Miami	7	9	1	17	16	160%	1	0
Monroe	1	4	0	5	5	125%	0	0
Montgomery	0	139	0	139	136	98%	3	0
Morgan	0	4	4	8	7	88%	1	0
Morrow	3	6	2	11	11	138%	0	0
Muskingum	0	0	0	0	0	-	0	0
Noble	0	0	0	0	0	-	0	0
Ottawa	0	0	0	0	0	-	0	0
Paulding	4	4	0	8	5	125%	3	2
Perry	3	0	4	7	4	100%	3	3
Pickaway	0	0	0	0	0	-	0	0
Pike	0	2	0	2	2	100%	0	0
Portage	0	0	0	0	0	-	0	0
Preble	1	9	0	10	10	111%	0	0
Putnam	0	0	0	0	0	-	0	0
Richland	0	0	0	0	0	-	0	0
Ross	0	0	0	0	0	-	0	0
Sandusky	0	0	2	2	2	100%	0	0
Scioto	0	0	0	0	0	-	0	0
Seneca	1	5	1	7	5	83%	2	0
Shelby	0	5	0	5	5	100%	0	0
Stark	15	142	40	197	128	70%	69	6
Summit	0	0	0	0	0	-	0	0
Trumbull	0	0	0	0	0	-	0	0
Tuscarawas	0	0	0	0	0	-	0	0
Union	0	0	0	0	0	-	0	0
Van Wert	2	8	2	12	7	70%	5	0
Vinton	0	0	0	0	0	-	0	0
Warren	1	6	2	9	8	100%	1	0
Washington	0	0	0	0	0	-	0	0
Wayne	0	0	0	0	0	-	0	0
Williams	0	1	0	1	1	100%	0	0
Wood	0	0	0	0	0	-	0	0
Wyandot	0	2	1	3	3	100%	0	0
Statewide	332	965	210	1,507	1,228	105%	279	80

Courts of Common Pleas – Juvenile Division
Uniform Interstate Family Support Act Terminations
2012

County	Trial by Judge	Trial by Magistrate	Dismissal	Admission to Judge	Admission to Magistrate	Unavailability of Party	Transferred Out	Private Judge	Interlocutory Appeal/Order	Other Terminations	Total Terminations
Adams	0	2	6	2	6	0	0	0	0	3	19
Allen	0	0	0	0	0	0	0	0	0	0	0
Ashland	1	1	2	0	0	0	0	0	0	8	12
Ashtabula	0	0	0	0	0	0	0	0	0	0	0
Athens	0	0	0	0	0	0	0	0	0	0	0
Auglaize	0	0	0	0	0	0	0	0	0	0	0
Belmont	0	0	0	1	0	0	0	0	0	4	5
Brown	0	0	0	0	0	0	0	0	0	0	0
Butler	0	0	1	0	0	0	0	0	0	4	5
Carroll	0	0	0	0	0	0	0	0	0	0	0
Champaign	0	0	1	0	0	0	1	0	0	5	7
Clark	0	0	0	0	0	0	0	0	0	0	0
Clermont	0	0	0	0	0	0	0	0	0	0	0
Clinton	0	0	0	0	0	0	0	0	0	0	0
Columbiana	0	0	0	0	0	0	0	0	0	0	0
Coshocton	0	0	0	0	2	0	0	0	0	4	6
Crawford	0	0	0	0	10	0	0	0	0	0	10
Cuyahoga	0	0	0	0	12	0	19	0	0	97	128
Darke	0	0	0	2	0	0	0	0	0	0	2
Defiance	0	0	0	0	0	0	0	0	0	0	0
Delaware	0	6	5	0	9	0	0	0	0	2	22
Erie	0	0	0	0	0	0	0	0	0	0	0
Fairfield	0	0	0	0	0	0	0	0	0	0	0
Fayette	1	0	0	0	0	0	0	0	0	0	1
Franklin	2	8	36	1	25	0	1	0	8	124	205
Fulton	0	0	0	0	0	0	0	0	0	0	0
Gallia	0	21	3	0	0	0	0	0	0	0	24
Geauga	0	0	0	2	0	1	0	0	0	0	3
Greene	0	0	0	0	0	0	0	0	0	0	0
Guernsey	0	0	0	0	0	0	0	0	0	0	0
Hamilton	0	0	0	0	0	0	0	0	0	0	0
Hancock	0	4	5	0	8	0	0	0	0	0	17
Hardin	0	0	3	0	1	0	0	0	0	0	4
Harrison	0	1	0	0	0	0	0	0	0	0	1
Henry	0	0	0	0	0	0	0	0	0	0	0
Highland	1	0	0	0	0	0	0	0	0	0	1
Hocking	0	0	0	0	0	0	0	0	0	0	0
Holmes	0	0	0	0	0	0	0	0	0	0	0
Huron	0	0	0	0	0	0	0	0	0	0	0
Jackson	0	0	3	0	0	0	0	0	0	3	6
Jefferson	0	30	3	35	0	3	0	0	0	0	71
Knox	0	0	0	0	0	0	0	0	0	5	5
Lake	0	3	3	0	3	0	0	0	0	1	10
Lawrence	0	0	0	0	0	0	0	0	0	0	0

Courts of Common Pleas – Juvenile Division
Uniform Interstate Family Support Act Terminations
2012

County	Trial by Judge	Trial by Magistrate	Dismissal	Admission to Judge	Admission to Magistrate	Unavailability of Party	Transferred Out	Private Judge	Interlocutory Appeal/Order	Other Terminations	Total Terminations
Licking	0	0	0	0	0	0	0	0	0	0	0
Logan	0	0	0	0	14	0	0	0	0	0	14
Lorain	0	0	0	0	0	0	0	0	0	0	0
Lucas	0	47	18	0	0	38	0	0	0	51	154
Madison	0	0	0	0	0	0	0	0	0	0	0
Mahoning	0	41	0	9	0	0	0	0	0	54	104
Marion	0	1	9	11	0	0	0	0	0	5	26
Medina	0	0	0	0	0	0	0	0	0	0	0
Meigs	2	2	4	2	0	0	0	0	0	1	11
Mercer	0	0	0	0	0	0	0	0	0	0	0
Miami	0	10	2	0	0	0	0	0	0	4	16
Monroe	1	0	0	0	0	0	0	0	0	4	5
Montgomery	0	2	17	11	97	1	3	0	0	5	136
Morgan	1	0	2	0	0	0	0	0	0	4	7
Morrow	0	0	3	0	0	1	0	0	0	7	11
Muskingum	0	0	0	0	0	0	0	0	0	0	0
Noble	0	0	0	0	0	0	0	0	0	0	0
Ottawa	0	0	0	0	0	0	0	0	0	0	0
Paulding	0	0	4	1	0	0	0	0	0	0	5
Perry	0	0	1	0	0	0	0	0	0	3	4
Pickaway	0	0	0	0	0	0	0	0	0	0	0
Pike	0	0	0	0	0	0	0	0	0	2	2
Portage	0	0	0	0	0	0	0	0	0	0	0
Preble	2	5	3	0	0	0	0	0	0	0	10
Putnam	0	0	0	0	0	0	0	0	0	0	0
Richland	0	0	0	0	0	0	0	0	0	0	0
Ross	0	0	0	0	0	0	0	0	0	0	0
Sandusky	0	0	0	0	0	0	0	0	0	2	2
Scioto	0	0	0	0	0	0	0	0	0	0	0
Seneca	0	2	3	0	0	0	0	0	0	0	5
Shelby	0	0	2	0	3	0	0	0	0	0	5
Stark	2	13	8	3	0	0	1	0	1	100	128
Summit	0	0	0	0	0	0	0	0	0	0	0
Trumbull	0	0	0	0	0	0	0	0	0	0	0
Tuscarawas	0	0	0	0	0	0	0	0	0	0	0
Union	0	0	0	0	0	0	0	0	0	0	0
Van Wert	0	4	2	0	1	0	0	0	0	0	7
Vinton	0	0	0	0	0	0	0	0	0	0	0
Warren	0	0	0	0	0	0	0	0	0	8	8
Washington	0	0	0	0	0	0	0	0	0	0	0
Wayne	0	0	0	0	0	0	0	0	0	0	0
Williams	0	0	0	0	1	0	0	0	0	0	1
Wood	0	0	0	0	0	0	0	0	0	0	0
Wyandot	0	0	1	1	0	1	0	0	0	0	3
Statewide	13	203	150	81	192	45	25	0	9	510	1,228

Courts of Common Pleas – Juvenile Division
All Others Overall Caseloads
2012

County	Cases Pending January 1	New Filings	Reactivations and Transfers	Total Cases	Total Terminations	Clearance Rate	Cases Pending December 31	Cases Pending Beyond Time Guidelines
Adams	1	10	0	11	8	80%	3	0
Allen	1	53	0	54	52	98%	2	0
Ashland	0	9	1	10	9	90%	1	0
Ashtabula	102	8	0	110	61	763%	49	48
Athens	0	3	0	3	3	100%	0	0
Auglaize	0	10	0	10	9	90%	1	0
Belmont	127	10	387	524	352	89%	172	30
Brown	1	12	0	13	13	108%	0	0
Butler	57	102	3	162	42	40%	120	0
Carroll	0	4	0	4	4	100%	0	0
Champaign	0	8	7	15	15	100%	0	7
Clark	2	9	0	11	9	100%	2	0
Clermont	15	75	190	280	270	102%	10	0
Clinton	12	10	0	22	6	60%	16	0
Columbiana	3	28	6	37	36	106%	1	0
Coshocton	0	2	0	2	2	100%	0	0
Crawford	0	0	0	0	0	-	0	0
Cuyahoga	13	77	0	90	56	73%	34	0
Darke	1	20	0	21	19	95%	2	0
Defiance	0	1	0	1	1	100%	0	0
Delaware	5	11	1	17	11	92%	6	6
Erie	6	73	16	95	78	88%	17	1
Fairfield	0	47	16	63	63	100%	0	0
Fayette	0	25	6	31	29	94%	2	0
Franklin	853	632	5,637	7,122	6,202	99%	920	111
Fulton	3	15	0	18	14	93%	4	0
Gallia	21	80	0	101	71	89%	30	0
Geauga	194	18	2,683	2,895	2,643	98%	252	0
Greene	3	24	0	27	24	100%	3	0
Guernsey	0	1	0	1	1	100%	0	0
Hamilton	0	0	0	0	0	-	0	0
Hancock	1	9	10	20	19	100%	1	0
Hardin	62	3	0	65	0	0%	65	0
Harrison	3	6	0	9	9	150%	0	0
Henry	7	3	0	10	8	267%	2	1
Highland	0	13	0	13	13	100%	0	0
Hocking	4	1	0	5	5	500%	0	0
Holmes	0	3	0	3	3	100%	0	0
Huron	0	13	0	13	13	100%	0	0
Jackson	12	79	8	99	82	94%	17	12
Jefferson	81	259	11	351	273	101%	78	10
Knox	1	1	0	2	1	100%	1	1
Lake	1	5	0	6	6	120%	0	0
Lawrence	5	2	0	7	0	0%	7	6

Courts of Common Pleas – Juvenile Division
All Others Overall Caseloads
2012

County	Cases Pending January 1	New Filings	Reactivations and Transfers	Total Cases	Total Terminations	Clearance Rate	Cases Pending December 31	Cases Pending Beyond Time Guidelines
Licking	0	6	0	6	6	100%	0	0
Logan	0	11	4	15	11	73%	4	0
Lorain	14	61	2	77	73	116%	4	0
Lucas	11	96	7	114	102	99%	12	1
Madison	0	30	5	35	33	94%	2	0
Mahoning	49	164	88	301	267	106%	34	3
Marion	4	13	0	17	14	108%	3	0
Medina	0	17	3	20	19	95%	1	0
Meigs	1	18	0	19	19	106%	0	0
Mercer	0	0	0	0	0	-	0	0
Miami	5	18	0	23	22	122%	1	1
Monroe	3	2	2	7	7	175%	0	0
Montgomery	6	81	0	87	74	91%	13	0
Morgan	3	4	2	9	6	100%	3	0
Morrow	4	9	0	13	11	122%	2	0
Muskingum	83	77	172	332	259	104%	73	7
Noble	1	2	0	3	3	150%	0	0
Ottawa	3	15	0	18	17	113%	1	0
Paulding	0	0	0	0	0	-	0	0
Perry	5	9	14	28	20	87%	8	2
Pickaway	0	9	0	9	9	100%	0	0
Pike	0	64	0	64	64	100%	0	0
Portage	0	2	0	2	2	100%	0	0
Preble	2	34	9	45	44	102%	1	0
Putnam	2	3	14	19	17	100%	2	0
Richland	99	7	585	691	595	101%	96	2
Ross	0	117	0	117	116	99%	1	0
Sandusky	2	33	12	47	47	104%	0	0
Scioto	0	2	0	2	2	100%	0	0
Seneca	4	25	4	33	32	110%	1	0
Shelby	10	2	75	87	80	104%	7	1
Stark	31	96	0	127	0	0%	127	0
Summit	7	48	6	61	53	98%	8	1
Trumbull	1	2	0	3	3	150%	0	0
Tuscarawas	0	13	0	13	12	92%	1	0
Union	2	39	16	57	31	56%	26	1
Van Wert	0	3	0	3	1	33%	2	0
Vinton	0	1	0	1	0	0%	1	0
Warren	16	48	6	70	52	96%	18	0
Washington	0	5	0	5	4	80%	1	0
Wayne	104	10	82	196	171	186%	25	20
Williams	0	2	0	2	2	100%	0	0
Wood	0	3	0	3	3	100%	0	0
Wyandot	0	1	0	1	1	100%	0	1
Statewide	2,069	2,976	10,090	15,135	12,839	98%	2,296	273

Courts of Common Pleas – Juvenile Division

All Others Terminations

2012

County	Trial by Judge	Trial by Magistrate	Dismissal	Admission to Judge	Admission to Magistrate	Unavailability of Party	Transferred Out	Private Judge	Interlocutory Appeal/Order	Other Terminations	Total Terminations
Adams	2	3	2	0	1	0	0	0	0	0	8
Allen	0	0	1	0	0	0	0	0	0	51	52
Ashland	2	2	1	0	0	0	0	0	0	4	9
Ashtabula	0	0	1	0	0	0	0	0	0	60	61
Athens	0	0	1	2	0	0	0	0	0	0	3
Auglaize	0	0	2	6	0	0	1	0	0	0	9
Belmont	18	120	104	13	73	0	0	0	0	24	352
Brown	0	0	1	8	4	0	0	0	0	0	13
Butler	0	10	27	0	1	0	0	0	0	4	42
Carroll	0	0	1	0	0	0	0	0	0	3	4
Champaign	3	0	4	0	0	0	7	0	0	1	15
Clark	0	0	5	2	2	0	0	0	0	0	9
Clermont	6	13	46	12	134	0	0	0	0	59	270
Clinton	0	0	5	0	1	0	0	0	0	0	6
Columbiana	0	0	1	33	2	0	0	0	0	0	36
Coshocton	1	0	1	0	0	0	0	0	0	0	2
Crawford	0	0	0	0	0	0	0	0	0	0	0
Cuyahoga	22	8	24	0	0	0	0	0	0	2	56
Darke	0	0	0	1	0	0	0	0	0	18	19
Defiance	0	0	0	0	0	0	0	0	0	1	1
Delaware	0	0	6	0	0	0	0	0	0	5	11
Erie	0	0	7	2	32	1	0	0	0	36	78
Fairfield	0	0	0	0	0	0	15	0	0	48	63
Fayette	1	0	0	1	0	0	0	0	0	27	29
Franklin	51	210	408	73	600	2	22	0	377	4,459	6,202
Fulton	0	0	2	9	0	0	1	0	0	2	14
Gallia	1	40	30	0	0	0	0	0	0	0	71
Geauga	1	0	5	27	2	3	0	0	0	2,605	2,643
Greene	0	14	10	0	0	0	0	0	0	0	24
Guernsey	1	0	0	0	0	0	0	0	0	0	1
Hamilton	0	0	0	0	0	0	0	0	0	0	0
Hancock	0	1	8	4	1	0	0	0	0	5	19
Hardin	0	0	0	0	0	0	0	0	0	0	0
Harrison	0	0	0	0	0	0	0	0	0	9	9
Henry	0	0	1	1	0	0	0	0	0	6	8
Highland	1	0	0	0	0	0	0	0	0	12	13
Hocking	1	1	1	0	0	2	0	0	0	0	5
Holmes	0	0	0	0	0	0	0	0	0	3	3
Huron	0	0	0	3	3	0	0	0	0	7	13
Jackson	0	0	0	0	0	0	0	0	0	82	82
Jefferson	0	8	44	1	0	0	0	0	0	220	273
Knox	0	0	0	0	0	0	0	0	0	1	1
Lake	0	0	1	0	1	2	0	0	0	2	6
Lawrence	0	0	0	0	0	0	0	0	0	0	0

Courts of Common Pleas – Juvenile Division


All Others Terminations

2012

County	Trial by Judge	Trial by Magistrate	Dismissal	Admission to Judge	Admission to Magistrate	Unavailability of Party	Transferred Out	Private Judge	Interlocutory Appeal/Order	Other Terminations	Total Terminations
Licking	1	2	3	0	0	0	0	0	0	0	6
Logan	3	0	4	2	0	1	0	0	0	1	11
Lorain	1	26	32	2	8	0	1	0	0	3	73
Lucas	2	38	51	0	2	0	0	0	0	9	102
Madison	1	0	6	0	0	0	0	0	0	26	33
Mahoning	4	153	15	0	1	5	4	0	0	85	267
Marion	3	0	1	0	3	0	1	0	0	6	14
Medina	0	0	11	0	0	0	0	0	0	8	19
Meigs	1	0	0	16	0	0	1	0	0	1	19
Mercer	0	0	0	0	0	0	0	0	0	0	0
Miami	8	0	8	0	0	0	0	0	0	6	22
Monroe	0	0	5	0	0	1	0	0	0	1	7
Montgomery	0	0	44	4	15	0	0	0	0	11	74
Morgan	4	0	1	0	0	0	1	0	0	0	6
Morrow	0	0	5	0	1	0	1	0	0	4	11
Muskingum	92	16	24	23	2	0	0	0	0	102	259
Noble	0	0	0	0	0	0	0	0	0	3	3
Ottawa	1	0	0	2	0	8	0	0	0	6	17
Paulding	0	0	0	0	0	0	0	0	0	0	0
Perry	0	3	0	0	2	0	0	0	0	15	20
Pickaway	0	0	2	1	0	0	0	0	0	6	9
Pike	1	0	0	0	0	0	0	0	0	63	64
Portage	1	0	0	0	0	0	0	0	0	1	2
Preble	0	0	3	0	0	0	0	0	0	41	44
Putnam	2	0	3	10	0	0	0	0	0	2	17
Richland	4	18	66	43	407	11	5	0	0	41	595
Ross	0	0	1	0	0	0	0	0	0	115	116
Sandusky	0	0	5	0	8	0	4	0	0	30	47
Scioto	0	1	0	0	1	0	0	0	0	0	2
Seneca	0	0	4	0	5	0	0	0	0	23	32
Shelby	0	3	20	47	6	2	1	0	0	1	80
Stark	0	0	0	0	0	0	0	0	0	0	0
Summit	13	11	4	0	7	2	0	0	0	16	53
Trumbull	0	0	0	0	0	0	0	0	0	3	3
Tuscarawas	0	0	1	0	9	0	1	0	0	1	12
Union	0	3	4	1	2	1	0	0	0	20	31
Van Wert	0	0	0	0	0	0	0	0	0	1	1
Vinton	0	0	0	0	0	0	0	0	0	0	0
Warren	0	6	17	0	0	0	0	0	0	29	52
Washington	1	0	0	0	0	0	3	0	0	0	4
Wayne	0	0	23	7	106	34	0	0	0	1	171
Williams	0	0	0	2	0	0	0	0	0	0	2
Wood	0	1	0	2	0	0	0	0	0	0	3
Wyandot	1	0	0	0	0	0	0	0	0	0	1
Statewide	255	711	1,113	360	1,442	75	69	0	377	8,437	12,839



MUNICIPAL COURTS





Municipal Courts
 Composite Administrative Judge Report for the Entire State
 2012

	Felonies	Misdemeanors	O.V.I.	Other Traffic	Personal Injury and Property and Damage	Contracts	F.E.D.	Other Civil	Small Claims	Total
Cases Pending Beginning of Year	3,550	21,237	2,401	82,795	3,225	53,216	44,933	24,667	14,387	250,411
New Cases Filed	62,468	350,688	55,857	1,137,339	5,628	176,419	108,267	21,704	53,467	1,971,837
Transferred in, Reactivated or Redesignated Cases	17,094	89,687	2,892	148,861	257	3,874	913	1,191	999	265,768
Total Cases	83,112	461,612	61,150	1,368,995	9,110	233,509	154,113	47,562	68,853	2,488,016
Cases Terminated By:										
Hearing by Judge	11,311	83,686	7,572	110,525	2,739	106,218	18,813	7,520	9,627	358,011
Hearing by Magistrate	X	13,603	595	89,325	414	8,591	27,151	3,572	26,831	170,082
Transfer (Includes individual judge assignment)	22,797	202,912	46,907	168,106	1,363	23,435	10,600	2,242	547	478,909
Dismissal: Lack of Speedy Trial (CR) or Want of Prosecution (CV)	23	344	35	260	210	7,569	33,258	399	2,928	45,026
Other Dismissals	26,805	27,956	644	36,693	587	23,068	18,577	2,014	12,105	148,449
Violations Bureau	X	19,342	X	702,305	X	X	X	X	X	721,647
Unavailability of Accused	16,058	88,468	2,642	166,175	25	387	32	30	31	273,848
Bankruptcy Stay or Interlocutory Appeal	9	30	0	6	28	3,027	194	131	319	3,744
All Other Terminations	2,614	4,838	152	9,391	156	6,095	3,325	23,405	2,815	52,791
Total Terminations	79,617	441,179	58,547	1,282,786	5,522	178,390	111,950	39,313	55,203	2,252,507
Cases Pending End of Year	3,495	20,433	2,603	86,209	3,588	55,119	42,163	8,249	13,650	235,509
Time Guideline (Months)	1	6	6	6	24	12	12	12	6	X
Cases Pending End of Year Beyond Time Guideline	421	779	73	1,540	5	852	1,138	210	966	5,984

"X" indicates data not applicable.

Municipal Courts
 Composite Individual Judge Report for the Entire State
 2012

	Misdemeanors	O.V.I.	Other Traffic	Personal Injury and Property Damage	Contracts	F.I.D.	Other Civil	Total
Cases Pending Beginning of Year	39,168	12,368	31,187	712	7,014	3,839	527	94,815
New Cases Filed	200,213	46,576	171,859	1,400	23,171	10,365	2,400	455,984
Transferred in, Reactivated or Redesignated Cases	63,512	5,051	48,745	106	1,239	211	242	119,106
Total Cases	302,893	63,995	251,791	2,218	31,424	14,415	3,169	669,905
Cases Terminated By:								
Jury Trial	457	155	173	10	72	10	11	888
Court Trial	5,790	654	6,426	88	1,894	3,166	156	18,174
Default	X	X	X	284	5,907	1,215	532	7,938
Guilty or No Contest Plea to Original Charge	80,595	31,506	73,436	X	X	X	X	185,537
Guilty or No Contest Plea to Reduced Charge	39,494	10,897	37,575	X	X	X	X	87,966
Dismissal: Lack of Speedy Trial (CR) or Want of Prosecution (CV)	127	7	200	20	314	1,133	22	1,823
Other Dismissals	66,250	2,242	45,674	746	8,481	3,873	763	128,029
Transferred Out	5,671	784	2,930	45	467	84	189	10,170
Referred to Private Judge	X	X	X	0	27	1	5	33
Unavailability of Accused	60,217	4,147	52,269	10	25	2	10	116,680
Bankruptcy Stay or Interlocutory Appeal	51	71	14	22	1,064	44	23	1,289
All Other Terminations	5,113	710	2,812	290	6,100	871	930	16,826
Total Terminations	263,765	51,173	221,509	1,515	24,351	10,399	2,641	575,353
Cases Pending End of Year	39,128	12,822	30,282	723	7,387	5,149	550	94,552
Time Guideline (Months)	6	6	6	24	12	12	12	X
Cases Pending End of Year Beyond Time Guideline	2,025	660	1,015	14	235	97	35	4,081

“X” indicates data not applicable.

Municipal Courts
Overall Caseloads
2012

Court	Judges	----Population----		New Filings, Transfers, -----and Reactivations-----			-----Terminations-----			Clearance Rate
		Total	Per Judge	Total	Per Judge	Per 1,000 Pop.	Total	Per Judge	Per 1,000 Pop.	
Akron	6	237,795	39,633	53,634	8,939	226	53,658	8,943	226	100%
Alliance	1	42,428	42,428	8,891	8,891	210	8,956	8,956	211	101%
Ashland	1	53,139	53,139	13,943	13,943	262	14,001	14,001	263	100%
Ashtabula	1	32,775	32,775	8,635	8,635	263	8,788	8,788	268	102%
Athens County	1	64,757	64,757	16,159	16,159	250	15,844	15,844	245	98%
Auglaize County	1	45,949	45,949	9,968	9,968	217	9,890	9,890	215	99%
Avon Lake [PT]	1	47,756	47,756	2,969	2,969	62	2,901	2,901	61	98%
Barberton	2	113,197	56,599	15,090	7,545	133	15,235	7,618	135	101%
Bedford	2	80,086	40,043	18,184	9,092	227	17,672	8,836	221	97%
Bellefontaine	1	45,858	45,858	11,146	11,146	243	11,064	11,064	241	99%
Bellevue [PT]	1	12,097	12,097	3,363	3,363	278	3,412	3,412	282	101%
Berea	1	121,538	121,538	13,303	13,303	109	13,171	13,171	108	99%
Bowling Green	1	63,310	63,310	15,291	15,291	242	15,394	15,394	243	101%
Brown County	1	44,846	44,846	10,623	10,623	237	11,059	11,059	247	104%
Bryan	1	37,642	37,642	10,829	10,829	288	10,855	10,855	288	100%
Cambridge	1	40,087	40,087	12,758	12,758	318	12,749	12,749	318	100%
Campbell [PT]	1	9,627	9,627	2,350	2,350	244	2,482	2,482	258	106%
Canton	4	200,708	50,177	29,015	7,254	145	29,152	7,288	145	100%
Carroll County	1	28,836	28,836	3,075	3,075	107	3,074	3,074	107	100%
Celina	1	40,814	40,814	5,652	5,652	138	5,479	5,479	134	97%
Champaign County	1	40,097	40,097	5,447	5,447	136	5,298	5,298	132	97%
Chardon	1	93,389	93,389	11,236	11,236	120	11,299	11,299	121	101%
Chillicothe	2	78,064	39,032	17,818	8,909	228	17,572	8,786	225	99%
Circleville	1	55,698	55,698	13,967	13,967	251	13,583	13,583	244	97%
Clark County	3	138,333	46,111	27,763	9,254	201	27,373	9,124	198	99%
Clermont County	3	197,363	65,788	40,071	13,357	203	40,101	13,367	203	100%
Cleveland	12	398,012	33,168	173,154	14,430	435	173,029	14,419	435	100%
Cleveland (Housing)	1	398,012	398,012	18,963	18,963	48	19,588	19,588	49	103%
Cleveland Heights	1	46,121	46,121	23,800	23,800	516	23,086	23,086	501	97%
Clinton County	1	42,040	42,040	12,784	12,784	304	12,830	12,830	305	100%
Columbiana County	2	84,642	42,321	11,839	5,920	140	11,681	5,841	138	99%
Conneaut	1	12,841	12,841	2,755	2,755	215	2,765	2,765	215	100%
Coshocton	1	36,901	36,901	4,497	4,497	122	4,488	4,488	122	100%
Crawford County	1	43,784	43,784	11,030	11,030	252	11,127	11,127	254	101%
Darke County	1	52,194	52,194	5,397	5,397	103	5,543	5,543	106	103%
Dayton	5	141,527	28,305	42,782	8,556	302	43,509	8,702	307	102%
Defiance	1	39,037	39,037	9,260	9,260	237	9,232	9,232	236	100%
Delaware	2	174,214	87,107	21,095	10,548	121	21,005	10,503	121	100%
East Cleveland	1	17,843	17,843	10,010	10,010	561	9,257	9,257	519	92%
East Liverpool	1	23,199	23,199	3,977	3,977	171	4,012	4,012	173	101%
Eaton	1	42,270	42,270	7,792	7,792	184	7,964	7,964	188	102%
Elyria	2	120,568	60,284	20,861	10,431	173	20,970	10,485	174	101%
Erie County	1	14,766	14,766	9,146	9,146	619	9,088	9,088	615	99%
Euclid	1	48,920	48,920	12,699	12,699	260	12,372	12,372	253	97%

Municipal Courts
Overall Caseloads
2012

Court	Judges	----Population----		New Filings, Transfers, -----and Reactivations-----			-----Terminations-----			Clearance Rate
		Total	Per Judge	Total	Per Judge	Per 1,000 Pop.	Total	Per Judge	Per 1,000 Pop.	
Fairborn	1	91,548	91,548	16,948	16,948	185	16,728	16,728	183	99%
Fairfield	1	42,510	42,510	9,364	9,364	220	9,535	9,535	224	102%
Fairfield County	2	146,156	73,078	23,670	11,835	162	23,891	11,946	163	101%
Findlay	2	70,342	35,171	16,906	8,453	240	16,855	8,428	240	100%
Fostoria	1	20,206	20,206	2,741	2,741	136	2,780	2,780	138	101%
Franklin [PT]	1	28,076	28,076	8,811	8,811	314	8,981	8,981	320	102%
Franklin County	14	1,163,414	83,101	251,388	17,956	216	253,169	18,084	218	101%
Franklin County (Env.)	1	1,163,414	1,163,414	7,052	7,052	6	6,947	6,947	6	99%
Fremont	1	26,338	26,338	8,562	8,562	325	8,603	8,603	327	100%
Gallipolis	1	30,934	30,934	9,683	9,683	313	9,490	9,490	307	98%
Garfield Heights	2	79,896	39,948	20,325	10,163	254	20,497	10,249	257	101%
Girard	1	41,170	41,170	10,083	10,083	245	9,810	9,810	238	97%
Hamilton	1	77,850	77,850	17,739	17,739	228	17,912	17,912	230	101%
Hamilton County	14	802,374	57,312	206,611	14,758	257	223,951	15,997	279	108%
Hardin County [PT]	1	32,058	32,058	4,464	4,464	139	4,472	4,472	139	100%
Hillsboro	1	36,864	36,864	5,236	5,236	142	5,208	5,208	141	99%
Hocking County	1	29,380	29,380	5,535	5,535	188	5,221	5,221	178	94%
Holmes County	1	42,366	42,366	3,732	3,732	88	3,422	3,422	81	92%
Huron [PT]	1	10,697	10,697	3,171	3,171	296	3,132	3,132	293	99%
Ironton	1	24,582	24,582	5,012	5,012	204	5,078	5,078	207	101%
Jackson County	1	33,225	33,225	11,407	11,407	343	10,950	10,950	330	96%
Kettering	2	119,077	59,539	18,372	9,186	154	18,628	9,314	156	101%
Lakewood	1	52,131	52,131	13,762	13,762	264	13,791	13,791	265	100%
Lawrence County [PT]	1	37,868	37,868	6,447	6,447	170	6,334	6,334	167	98%
Lebanon [PT]	1	34,712	34,712	6,620	6,620	191	6,388	6,388	184	96%
Licking County	2	166,492	83,246	22,530	11,265	135	22,924	11,462	138	102%
Lima	2	106,331	53,166	18,159	9,080	171	18,287	9,144	172	101%
Lorain	2	79,573	39,787	18,247	9,124	229	17,903	8,952	225	98%
Lyndhurst	1	57,777	57,777	16,338	16,338	283	16,176	16,176	280	99%
Madison County	1	43,435	43,435	14,234	14,234	328	14,396	14,396	331	101%
Mansfield	2	105,949	52,975	26,516	13,258	250	26,447	13,224	250	100%
Marietta	1	61,778	61,778	10,895	10,895	176	10,867	10,867	176	100%
Marion	1	66,501	66,501	16,889	16,889	254	16,377	16,377	246	97%
Marysville	1	52,300	52,300	9,155	9,155	175	9,160	9,160	175	100%
Mason [PT]	1	66,771	66,771	9,577	9,577	143	9,657	9,657	145	101%
Massillon	2	132,450	66,225	16,769	8,385	127	16,685	8,343	126	99%
Maumee	1	46,011	46,011	11,269	11,269	245	11,148	11,148	242	99%
Medina	1	125,691	125,691	12,822	12,822	102	12,833	12,833	102	100%
Mentor	1	54,602	54,602	9,378	9,378	172	9,300	9,300	170	99%
Miami County	2	103,271	51,636	22,865	11,433	221	22,563	11,282	218	99%
Miamisburg	1	72,307	72,307	13,124	13,124	182	12,934	12,934	179	99%
Middletown	1	71,329	71,329	18,297	18,297	257	18,455	18,455	259	101%
Montgomery Co. [PT]	4	114,927	28,732	19,721	4,930	172	19,982	4,996	174	101%
Morrow County	1	34,827	34,827	8,615	8,615	247	8,400	8,400	241	98%
Mount Vernon	1	60,921	60,921	8,478	8,478	139	8,486	8,486	139	100%
Napoleon	1	28,215	28,215	4,186	4,186	148	4,219	4,219	150	101%
New Philadelphia	1	66,545	66,545	12,416	12,416	187	12,012	12,012	181	97%
Newton Falls	1	29,221	29,221	8,828	8,828	302	8,820	8,820	302	100%

[PT] denotes the court contains part-time judgeships.

Municipal Courts
Overall Caseloads
2012

Court	Judges	-----Population-----		New Filings, Transfers, -----and Reactivations-----			-----Terminations-----			Clearance Rate
		Total	Per Judge	Total	Per Judge	Per 1,000 Pop.	Total	Per Judge	Per 1,000 Pop.	
Niles	1	29,897	29,897	6,071	6,071	203	6,045	6,045	202	100%
Norwalk	1	54,590	54,590	13,281	13,281	243	13,339	13,339	244	100%
Oakwood [PT]	1	9,202	9,202	1,956	1,956	213	1,949	1,949	212	100%
Oberlin	1	45,841	45,841	8,582	8,582	187	8,574	8,574	187	100%
Oregon	1	23,523	23,523	6,288	6,288	267	6,325	6,325	269	101%
Ottawa County	1	41,428	41,428	8,116	8,116	196	8,009	8,009	193	99%
Painesville	1	89,304	89,304	13,437	13,437	150	13,604	13,604	152	101%
Parma	3	176,858	58,953	30,369	10,123	172	30,480	10,160	172	100%
Perrysburg	1	59,535	59,535	12,144	12,144	204	12,071	12,071	203	99%
Portage Co. (Kent)	1	80,709	80,709	11,257	11,257	139	11,326	11,326	140	101%
Portage Co. (Ravenna)	2	80,710	40,355	27,920	13,960	346	27,629	13,815	342	99%
Portsmouth	2	79,499	39,750	15,657	7,829	197	15,670	7,835	197	100%
Putnam County	1	34,499	34,499	2,722	2,722	79	2,728	2,728	79	100%
Rocky River	2	118,137	59,069	31,572	15,786	267	31,671	15,836	268	100%
Sandusky	1	39,479	39,479	16,201	16,201	410	15,758	15,758	399	97%
Shaker Heights	1	60,508	60,508	13,716	13,716	227	12,783	12,783	211	93%
Shelby [PT]	1	18,526	18,526	1,831	1,831	99	1,807	1,807	98	99%
Sidney	1	49,423	49,423	8,472	8,472	171	8,480	8,480	172	100%
South Euclid	1	22,295	22,295	6,596	6,596	296	6,175	6,175	277	94%
Steubenville	1	18,659	18,659	4,338	4,338	232	4,327	4,327	232	100%
Stow	2	190,789	95,395	21,243	10,622	111	21,585	10,793	113	102%
Struthers [PT]	1	35,159	35,159	4,769	4,769	136	4,737	4,737	135	99%
Sylvania	1	77,278	77,278	14,365	14,365	186	14,341	14,341	186	100%
Tiffin	1	43,622	43,622	5,654	5,654	130	5,616	5,616	129	99%
Toledo	6	295,003	49,167	121,001	20,167	410	120,780	20,130	409	100%
Toledo (Housing)	1	295,003	295,003	7,828	7,828	27	7,791	7,791	26	100%
Upper Sandusky	1	22,615	22,615	8,145	8,145	360	7,994	7,994	353	98%
Van Wert	1	28,744	28,744	6,538	6,538	227	6,161	6,161	214	94%
Vandalia	1	78,580	78,580	19,718	19,718	251	20,008	20,008	255	101%
Vermilion [PT]	1	19,753	19,753	5,304	5,304	269	5,273	5,273	267	99%
Wadsworth	1	46,641	46,641	8,801	8,801	189	8,672	8,672	186	99%
Warren	2	75,111	37,556	14,474	7,237	193	14,522	7,261	193	100%
Washington C. H.	1	29,030	29,030	6,027	6,027	208	6,240	6,240	215	104%
Wayne County	2	114,520	57,260	18,316	9,158	160	18,164	9,082	159	99%
Willoughby	1	86,135	86,135	15,040	15,040	175	14,907	14,907	173	99%
Xenia	1	69,558	69,558	13,731	13,731	197	13,629	13,629	196	99%
Youngstown*	3	66,982	22,327	12,836	4,279	192	12,779	4,260	191	100%
Zanesville	1	25,487	25,487	6,425	6,425	252	8,515	8,515	334	133%
Statewide	217	11,536,504	48,906	2,356,711	10,911	190	2,371,876	10,981	191	101%

* In 2012, Youngstown Municipal Court had three judgeships. Effective March 20, 2013, one of those judgeships was abolished pursuant to legislation.

All population data from 2010 U.S. Census.

Municipal Courts
Felony Overall Caseloads
2012

Court	Cases Pending January 1	New Filings	Reactivations and Transfers	Total Cases	Total Terminations	Clearance Rate	Cases Pending December 31	Cases Pending Beyond Time Guidelines
Akron	210	3,669	1,356	5,235	5,029	100%	206	0
Alliance	10	454	19	483	467	99%	16	0
Ashland	0	0	0	0	0	-	0	0
Ashtabula	33	449	71	553	520	100%	33	4
Athens County	7	314	25	346	343	101%	3	0
Auglaize County	2	59	3	64	60	97%	4	0
Avon Lake [PT]	12	133	58	203	184	96%	19	2
Barberton	50	570	217	837	804	102%	33	3
Bedford	0	3	0	3	3	100%	0	0
Bellefontaine	14	265	49	328	323	103%	5	0
Bellevue [PT]	2	129	25	156	139	90%	17	2
Berea	1	4	1	6	4	80%	2	0
Bowling Green	20	313	0	333	325	104%	8	0
Brown County	36	664	366	1,066	1,053	102%	13	2
Bryan	0	86	6	92	88	96%	4	0
Cambridge	3	124	7	134	128	98%	6	2
Campbell [PT]	21	113	2	136	122	106%	14	7
Canton	39	1,488	159	1,686	1,616	98%	70	0
Carroll County	12	100	32	144	127	96%	17	0
Celina	0	48	0	48	44	92%	4	1
Champaign County	5	80	13	98	84	90%	14	0
Chardon	12	84	20	116	106	102%	10	6
Chillicothe	75	424	53	552	467	98%	85	0
Circleville	21	445	108	574	546	99%	28	3
Clark County	18	1,441	610	2,069	2,003	98%	66	0
Clermont County	39	1,215	244	1,498	1,447	99%	51	4
Cleveland	57	5,604	836	6,497	6,433	100%	64	6
Cleveland (Housing)	0	0	0	0	0	-	0	0
Cleveland Heights	4	104	53	161	149	95%	12	0
Clinton County	17	162	11	190	184	106%	6	1
Columbiana County	8	110	3	121	115	102%	6	0
Conneaut	5	111	8	124	123	103%	1	0
Coshocton	1	49	12	62	61	100%	1	0
Crawford County	16	121	10	147	140	107%	7	1
Darke County	0	0	0	0	0	-	0	0
Dayton	18	950	304	1,272	1,264	101%	8	0
Defiance	0	119	11	130	129	99%	1	0
Delaware	8	314	63	385	383	102%	2	0
East Cleveland	0	0	1	1	0	0%	1	0
East Liverpool	2	37	2	41	39	100%	2	2
Eaton	4	224	7	235	227	98%	8	2
Elyria	72	906	340	1,318	1,248	100%	70	0
Erie County	6	155	34	195	185	98%	10	0
Euclid	1	187	0	188	187	100%	1	0

Municipal Courts
Felony Overall Caseloads
2012

Court	Cases Pending January 1	New Filings	Reactivations and Transfers	Total Cases	Total Terminations	Clearance Rate	Cases Pending December 31	Cases Pending Beyond Time Guidelines
Fairborn	7	231	225	463	462	101%	1	0
Fairfield	6	227	111	344	336	99%	8	0
Fairfield County	16	648	632	1,296	1,291	101%	5	0
Findlay	0	63	0	63	63	100%	0	0
Fostoria	3	77	2	82	82	104%	0	0
Franklin [PT]	9	241	67	317	312	101%	5	0
Franklin County	144	6,506	2,509	9,159	9,040	100%	119	0
Franklin County (Env.)	4	27	10	41	41	111%	0	0
Fremont	8	213	67	288	284	101%	4	0
Gallipolis	2	87	0	89	87	100%	2	0
Garfield Heights	3	416	2	421	421	101%	0	0
Girard	18	266	189	473	419	92%	54	8
Hamilton	27	961	63	1,051	1,033	101%	18	0
Hamilton County	173	6,470	946	7,589	7,438	100%	151	0
Hardin County [PT]	1	122	5	128	125	98%	3	0
Hillsboro	10	182	53	245	234	100%	11	0
Hocking County	9	110	30	149	140	100%	9	3
Holmes County	87	76	79	242	114	74%	128	119
Huron [PT]	11	75	3	89	79	101%	10	9
Ironton	6	359	148	513	508	100%	5	0
Jackson County	6	133	24	163	145	92%	18	15
Kettering	1	160	17	178	175	99%	3	0
Lakewood	6	91	95	192	189	102%	3	0
Lawrence County [PT]	29	318	58	405	371	99%	34	7
Lebanon [PT]	17	318	64	399	379	99%	20	14
Licking County	0	414	90	504	504	100%	0	0
Lima	23	237	6	266	236	97%	30	13
Lorain	38	1,047	335	1,420	1,379	100%	41	1
Lyndhurst	0	0	0	0	0	-	0	0
Madison County	3	76	20	99	99	103%	0	0
Mansfield	3	481	84	568	561	99%	7	0
Marietta	10	409	56	475	461	99%	14	0
Marion	9	505	92	606	594	99%	12	0
Marysville	6	83	7	96	96	107%	0	0
Mason [PT]	9	223	89	321	316	101%	5	2
Massillon	32	675	48	755	732	101%	23	13
Maumee	31	188	66	285	269	106%	16	11
Medina	8	204	0	212	198	97%	14	0
Mentor	10	370	103	483	467	99%	16	1
Miami County	88	842	241	1,171	1,093	101%	78	22
Miamisburg	2	168	45	215	212	100%	3	0
Middletown	37	910	55	1,002	955	99%	47	6
Montgomery Co. [PT]	5	292	116	413	409	100%	4	0
Morrow County	12	45	0	57	51	113%	6	2

Municipal Courts
Felony Overall Caseloads
2012

Court	Cases Pending January 1	New Filings	Reactivations and Transfers	Total Cases	Total Terminations	Clearance Rate	Cases Pending December 31	Cases Pending Beyond Time Guidelines
Mount Vernon	1	59	4	64	64	102%	0	0
Napoleon	10	149	30	189	187	104%	2	0
New Philadelphia	0	76	14	90	87	97%	3	0
Newton Falls	20	193	150	363	360	105%	3	0
Niles	22	249	121	392	378	102%	14	3
Norwalk	3	339	332	674	670	100%	4	0
Oakwood [PT]	0	3	0	3	3	100%	0	0
Oberlin	6	240	27	273	263	99%	10	2
Oregon	7	214	84	305	298	100%	7	1
Ottawa County	6	132	17	155	142	95%	13	1
Painesville	35	531	93	659	622	100%	37	1
Parma	263	309	1	573	323	104%	250	0
Perrysburg	277	376	112	765	548	112%	217	9
Portage Co. (Kent)	0	355	140	495	492	99%	3	0
Portage Co. (Ravenna)	4	670	287	961	957	100%	4	0
Portsmouth	13	496	65	574	562	100%	12	0
Putnam County	5	67	2	74	74	107%	0	0
Rocky River	10	167	153	330	330	103%	0	0
Sandusky	189	735	208	1,132	959	102%	173	80
Shaker Heights	135	27	13	175	31	78%	144	0
Shelby [PT]	0	45	0	45	45	100%	0	0
Sidney	6	136	8	150	146	101%	4	0
South Euclid	0	34	30	64	58	91%	6	2
Steubenville	9	368	12	389	380	100%	9	0
Stow	21	828	276	1,125	1,112	101%	13	0
Struthers [PT]	10	176	55	241	233	101%	8	3
Sylvania	37	549	319	905	839	97%	66	0
Tiffin	1	88	20	109	107	99%	2	0
Toledo	284	4,437	2,139	6,860	6,536	99%	324	0
Toledo (Housing)	0	0	0	0	0	-	0	0
Upper Sandusky	2	28	1	31	30	103%	1	0
Van Wert	7	89	6	102	81	85%	21	0
Vandalia	8	285	75	368	361	100%	7	0
Vermilion [PT]	4	130	49	183	175	98%	8	1
Wadsworth	5	105	0	110	101	96%	9	0
Warren	97	684	29	810	745	104%	65	23
Washington C. H.	8	140	1	149	145	103%	4	0
Wayne County	15	121	12	148	129	97%	19	0
Willoughby	147	515	8	670	508	97%	162	0
Xenia	0	180	104	284	283	100%	1	0
Youngstown	20	718	104	842	827	101%	15	1
Zanesville	73	52	2	127	127	235%	0	0
Statewide	3,550	62,468	17,094	83,112	79,617	100%	3,495	421

**Municipal Courts
Felony Terminations
2012**

Court	Preliminary Hearing Bindover	Waiver Preliminary Hearing	Dismissal: Lack of Speedy Trial	Other Dismissals	Unavailability of Accused	Bankruptcy Stay/Interlocutory Appeal	Other Terminations
Akron	1	3,029	0	398	1,075	0	526
Alliance	189	131	0	120	27	0	0
Ashland	0	0	0	0	0	0	0
Ashtabula	126	247	0	70	70	0	7
Athens County	32	13	0	271	27	0	0
Auglaize County	15	4	0	37	3	0	1
Avon Lake [PT]	0	83	0	45	54	0	2
Barberton	1	478	0	118	203	1	3
Bedford	0	0	0	0	0	0	3
Bellefontaine	16	164	0	105	38	0	0
Bellevue [PT]	36	19	0	18	17	0	49
Berea	0	0	0	3	1	0	0
Bowling Green	0	227	0	71	27	0	0
Brown County	183	111	1	360	387	0	11
Bryan	5	35	0	43	5	0	0
Cambridge	99	0	0	22	4	0	3
Campbell [PT]	54	30	1	37	0	0	0
Canton	221	899	0	327	169	0	0
Carroll County	2	0	0	92	33	0	0
Celina	1	19	0	24	0	0	0
Champaign County	30	17	0	25	12	0	0
Chardon	55	17	0	16	18	0	0
Chillicothe	168	206	0	41	50	1	1
Circleville	391	2	0	36	117	0	0
Clark County	1	0	0	1,394	608	0	0
Clermont County	15	90	0	1,087	254	0	1
Cleveland	7	5,087	0	295	871	0	173
Cleveland (Housing)	0	0	0	0	0	0	0
Cleveland Heights	3	0	0	44	101	0	1
Clinton County	159	5	0	8	12	0	0
Columbiana County	12	75	0	24	4	0	0
Conneaut	9	83	0	21	10	0	0
Coshocton	36	0	0	12	13	0	0
Crawford County	0	0	0	64	73	0	3
Darke County	0	0	0	0	0	0	0
Dayton	372	244	0	345	303	0	0
Defiance	10	73	0	34	11	0	1
Delaware	1	9	0	308	65	0	0
East Cleveland	0	0	0	0	0	0	0
East Liverpool	5	22	0	9	3	0	0
Eaton	43	0	0	6	6	0	172
Elyria	220	556	0	114	329	0	29
Erie County	22	89	0	42	31	0	1
Euclid	0	0	0	187	0	0	0

**Municipal Courts
Felony Terminations
2012**

Court	Preliminary Hearing Bindover	Waiver Preliminary Hearing	Dismissal: Lack of Speedy Trial	Other Dismissals	Unavailability of Accused	Bankruptcy Stay/Interlocutory Appeal	Other Terminations
Fairborn	3	194	2	45	217	0	1
Fairfield	71	65	0	102	95	0	3
Fairfield County	1	298	0	340	652	0	0
Findlay	0	9	0	51	0	0	3
Fostoria	9	46	0	22	4	0	1
Franklin [PT]	13	120	0	47	62	0	70
Franklin County	4,830	44	0	2,261	1,881	0	24
Franklin County (Env.)	14	8	0	8	11	0	0
Fremont	2	94	0	39	67	0	82
Gallipolis	26	26	0	33	2	0	0
Garfield Heights	1	420	0	0	0	0	0
Girard	135	9	4	111	127	0	33
Hamilton	375	307	0	291	60	0	0
Hamilton County	3	0	0	6,778	622	0	35
Hardin County [PT]	0	108	0	11	5	0	1
Hillsboro	6	71	0	112	40	0	5
Hocking County	13	10	1	60	22	0	34
Holmes County	3	19	0	12	80	0	0
Huron [PT]	32	16	0	27	4	0	0
Ironton	64	162	0	111	170	0	1
Jackson County	15	25	0	77	28	0	0
Kettering	35	74	0	50	16	0	0
Lakewood	2	0	0	97	89	0	1
Lawrence County [PT]	118	120	0	104	28	0	1
Lebanon [PT]	117	173	0	22	61	0	6
Licking County	397	0	0	9	98	0	0
Lima	63	141	0	32	0	0	0
Lorain	25	830	0	156	359	7	2
Lyndhurst	0	0	0	0	0	0	0
Madison County	45	0	0	6	48	0	0
Mansfield	0	458	0	16	86	0	1
Marietta	87	141	0	175	54	0	4
Marion	443	0	0	41	103	0	7
Marysville	61	0	1	26	8	0	0
Mason [PT]	103	92	0	16	103	0	2
Massillon	57	404	0	218	53	0	0
Maumee	0	49	0	154	66	0	0
Medina	0	153	0	44	0	0	1
Mentor	6	156	0	200	105	0	0
Miami County	220	350	3	268	234	0	18
Miamisburg	30	97	0	36	45	0	4
Middletown	313	197	0	325	62	0	58
Montgomery Co. [PT]	1	206	0	89	113	0	0
Morrow County	29	5	6	10	0	0	1

Municipal Courts
Felony Terminations
2012

Court	Preliminary Hearing Bindover	Waiver Preliminary Hearing	Dismissal: Lack of Speedy Trial	Other Dismissals	Unavailability of Accused	Bankruptcy Stay/Interlocutory Appeal	Other Terminations
Mount Vernon	0	55	0	6	3	0	0
Napoleon	11	116	0	26	32	0	2
New Philadelphia	17	52	0	7	10	0	1
Newton Falls	8	79	0	103	169	0	1
Niles	10	110	0	54	119	0	85
Norwalk	19	188	0	1	336	0	126
Oakwood [PT]	2	1	0	0	0	0	0
Oberlin	4	172	0	54	32	0	1
Oregon	1	77	0	136	77	0	7
Ottawa County	15	16	0	65	19	0	27
Painesville	49	158	0	302	109	0	4
Parma	16	1	0	303	1	0	2
Perrysburg	56	269	0	91	123	0	9
Portage Co. (Kent)	5	63	0	280	144	0	0
Portage Co. (Ravenna)	11	73	0	569	304	0	0
Portsmouth	29	403	0	71	57	0	2
Putnam County	33	0	0	39	2	0	0
Rocky River	0	2	0	161	167	0	0
Sandusky	1	313	1	171	179	0	294
Shaker Heights	2	5	0	12	12	0	0
Shelby [PT]	43	0	0	0	2	0	0
Sidney	134	2	0	0	10	0	0
South Euclid	1	0	0	8	48	0	1
Steubenville	82	77	0	182	39	0	0
Stow	16	126	0	114	267	0	589
Struthers [PT]	39	116	1	20	57	0	0
Sylvania	0	182	0	345	311	0	1
Tiffin	8	70	0	10	17	0	2
Toledo	3	771	0	3,621	2,112	0	29
Toledo (Housing)	0	0	0	0	0	0	0
Upper Sandusky	6	6	0	18	0	0	0
Van Wert	0	47	0	11	6	0	17
Vandalia	99	86	0	100	76	0	0
Vermilion [PT]	3	73	0	48	45	0	6
Wadsworth	9	46	0	46	0	0	0
Warren	39	448	2	217	37	0	2
Washington C. H.	47	14	0	81	2	0	1
Wayne County	79	0	0	26	15	0	9
Willoughby	17	214	0	269	0	0	8
Xenia	12	0	0	179	92	0	0
Youngstown	77	493	0	143	113	0	1
Zanesville	0	112	0	11	3	0	1
Statewide	11,311	22,797	23	26,805	16,058	9	2,614

Municipal Courts
Misdemeanor Overall Caseloads
2012

Court	Cases Pending January 1	New Filings	Reactivations and Transfers	Total Cases	Total Terminations	Clearance Rate	Cases Pending December 31	Cases Pending Beyond Time Guidelines
Akron	1,005	10,195	5,198	16,398	15,671	102%	727	6
Alliance	197	1,886	105	2,188	2,003	101%	185	0
Ashland	161	1,521	64	1,746	1,586	100%	160	0
Ashtabula	728	1,806	581	3,115	2,283	96%	832	45
Athens County	472	3,296	447	4,215	3,646	97%	569	5
Auglaize County	122	719	86	927	801	100%	126	2
Avon Lake [PT]	99	666	189	954	818	96%	136	3
Barberton	354	2,469	650	3,473	3,128	100%	345	20
Bedford	652	2,469	240	3,361	2,685	99%	676	0
Bellefontaine	169	1,702	145	2,016	1,786	97%	230	0
Bellevue [PT]	64	505	57	626	580	103%	46	1
Berea	589	1,900	519	3,008	2,259	93%	749	0
Bowling Green	879	3,126	55	4,060	3,324	104%	736	0
Brown County	221	1,007	867	2,095	1,985	106%	110	7
Bryan	111	1,064	174	1,349	1,216	98%	133	0
Cambridge	217	1,427	155	1,799	1,623	103%	176	3
Campbell [PT]	99	254	3	356	270	105%	86	26
Canton	578	4,095	499	5,172	4,772	104%	400	0
Carroll County	87	644	92	823	739	100%	84	0
Celina	146	1,200	83	1,429	1,171	91%	258	38
Champaign County	249	1,316	157	1,722	1,398	95%	324	0
Chardon	268	1,168	244	1,680	1,469	104%	211	13
Chillicothe	554	3,166	1,276	4,996	4,342	98%	654	0
Circleville	184	1,590	179	1,953	1,708	97%	245	2
Clark County	430	3,704	2,014	6,148	5,622	98%	526	1
Clermont County	584	5,974	2,561	9,119	8,598	101%	521	1
Cleveland	2,237	30,841	19,037	52,115	49,637	100%	2,478	218
Cleveland (Housing)	1,245	5,369	1,633	8,247	7,357	105%	890	2
Cleveland Heights	456	2,581	890	3,927	3,368	97%	559	10
Clinton County	499	1,648	434	2,581	2,137	103%	444	168
Columbiana County	223	1,025	204	1,452	1,259	102%	193	14
Conneaut	28	781	87	896	866	100%	30	1
Coshocton	46	742	290	1,078	1,035	100%	43	0
Crawford County	301	1,774	350	2,425	2,233	105%	192	2
Darke County	168	890	182	1,240	1,162	108%	78	0
Dayton	1,004	9,350	3,476	13,830	13,112	102%	718	53
Defiance	126	1,432	150	1,708	1,604	101%	104	0
Delaware	220	2,352	272	2,844	2,546	97%	298	0
East Cleveland	700	1,544	169	2,413	1,553	91%	860	0
East Liverpool	201	775	81	1,057	909	106%	148	22
Eaton	195	1,039	162	1,396	1,166	97%	230	0
Elyria	951	3,144	1,507	5,602	4,789	103%	813	5
Erie County	68	518	61	647	573	99%	74	0
Euclid	158	1,454	192	1,804	1,608	98%	196	0

Municipal Courts
Misdemeanor Overall Caseloads
2012

Court	Cases Pending January 1	New Filings	Reactivations and Transfers	Total Cases	Total Terminations	Clearance Rate	Cases Pending December 31	Cases Pending Beyond Time Guidelines
Fairborn	316	1,861	446	2,623	2,245	97%	378	1
Fairfield	218	2,477	1,999	4,694	4,498	100%	196	3
Fairfield County	647	2,830	774	4,251	3,713	103%	538	6
Findlay	553	1,786	342	2,681	2,089	98%	592	0
Fostoria	38	407	47	492	472	104%	20	0
Franklin [PT]	167	1,090	482	1,739	1,617	103%	122	1
Franklin County	3,331	25,460	16,231	45,022	41,531	100%	3,491	28
Franklin County (Env.)	405	3,132	2,103	5,640	5,138	98%	502	5
Fremont	80	1,178	126	1,384	1,290	99%	94	0
Gallipolis	151	1,028	219	1,398	1,250	100%	148	0
Garfield Heights	261	3,045	687	3,993	3,743	100%	250	0
Girard	140	1,143	667	1,950	1,742	96%	208	10
Hamilton	545	3,424	1,677	5,646	5,175	101%	471	58
Hamilton County	6,207	31,170	32,412	69,789	64,161	101%	5,628	0
Hardin County [PT]	85	787	85	957	859	99%	98	0
Hillsboro	161	1,152	620	1,933	1,763	99%	170	6
Hocking County	155	1,128	161	1,444	1,170	91%	274	20
Holmes County	244	485	405	1,134	759	85%	375	245
Huron [PT]	43	542	11	596	534	97%	62	3
Ironton	146	700	55	901	814	108%	87	1
Jackson County	184	1,455	523	2,162	1,907	96%	255	63
Kettering	321	2,548	368	3,237	3,013	103%	224	4
Lakewood	290	2,246	759	3,295	3,040	101%	255	0
Lawrence County [PT]	166	1,095	211	1,472	1,320	101%	152	10
Lebanon [PT]	98	1,197	282	1,577	1,460	99%	117	27
Licking County	433	2,339	767	3,539	3,208	103%	331	4
Lima	654	3,592	44	4,290	3,565	98%	725	58
Lorain	564	3,262	900	4,726	4,170	100%	556	4
Lyndhurst	231	941	75	1,247	998	98%	249	65
Madison County	188	1,001	311	1,500	1,308	100%	192	0
Mansfield	1,388	5,117	2,303	8,808	7,420	100%	1,388	95
Marietta	242	1,823	319	2,384	2,153	101%	231	5
Marion	226	2,607	638	3,471	3,170	98%	301	3
Marysville	109	1,063	175	1,347	1,238	100%	109	0
Mason [PT]	248	1,080	287	1,615	1,397	102%	218	44
Massillon	283	2,747	179	3,209	2,968	101%	241	0
Maumee	212	963	439	1,614	1,389	99%	225	20
Medina	481	1,654	80	2,215	1,789	103%	426	67
Mentor	205	1,598	252	2,055	1,815	98%	240	5
Miami County	805	4,026	836	5,667	4,859	100%	808	100
Miamisburg	410	2,207	502	3,119	2,665	98%	454	2
Middletown	501	5,403	738	6,642	6,224	101%	418	3
Montgomery Co. [PT]	555	3,811	1,173	5,539	5,118	103%	421	0
Morrow County	153	375	0	528	361	96%	167	46

Municipal Courts
Misdemeanor Overall Caseloads
2012

Court	Cases Pending January 1	New Filings	Reactivations and Transfers	Total Cases	Total Terminations	Clearance Rate	Cases Pending December 31	Cases Pending Beyond Time Guidelines
Mount Vernon	303	1,305	142	1,750	1,460	101%	290	48
Napoleon	89	697	57	843	754	100%	89	3
New Philadelphia	656	1,596	354	2,606	1,892	97%	714	119
Newton Falls	131	607	234	972	874	104%	98	0
Niles	154	1,010	396	1,560	1,398	99%	162	9
Norwalk	121	1,819	545	2,485	2,381	101%	104	0
Oakwood [PT]	64	80	0	144	76	95%	68	0
Oberlin	131	1,038	271	1,440	1,301	99%	139	0
Oregon	111	1,125	566	1,802	1,655	98%	147	0
Ottawa County	327	1,864	220	2,411	2,025	97%	386	4
Painesville	160	2,241	359	2,760	2,613	101%	147	0
Parma	647	6,268	322	7,237	6,505	99%	732	33
Perrysburg	1,398	1,307	549	3,254	1,860	100%	1,394	0
Portage Co. (Kent)	344	2,513	1,471	4,328	3,998	100%	330	10
Portage Co. (Ravenna)	485	2,922	1,327	4,734	4,093	96%	641	24
Portsmouth	429	1,565	613	2,607	2,262	104%	345	1
Putnam County	55	404	48	507	462	102%	45	2
Rocky River	433	2,906	1,602	4,941	4,543	101%	398	11
Sandusky	924	4,157	1,120	6,201	5,048	96%	1,153	283
Shaker Heights	2,070	1,290	428	3,788	1,499	87%	2,289	0
Shelby [PT]	54	515	0	569	504	98%	65	10
Sidney	172	1,164	135	1,471	1,306	101%	165	0
South Euclid	112	537	193	842	619	85%	223	71
Steubenville	139	1,149	72	1,360	1,262	103%	98	1
Stow	330	3,307	941	4,578	4,279	101%	299	0
Struthers [PT]	261	634	189	1,084	796	97%	288	88
Sylvania	256	1,922	1,406	3,584	3,394	102%	190	0
Tiffin	76	990	166	1,232	1,148	99%	84	1
Toledo	2,776	17,529	18,350	38,655	35,951	100%	2,704	149
Toledo (Housing)	270	443	511	1,224	1,057	111%	167	39
Upper Sandusky	39	668	40	747	675	95%	72	0
Van Wert	109	668	19	796	394	57%	402	75
Vandalia	318	2,849	703	3,870	3,598	101%	272	3
Vermilion [PT]	62	585	107	754	690	100%	64	2
Wadsworth	460	1,057	16	1,533	1,023	95%	510	0
Warren	556	1,873	308	2,737	2,306	106%	431	104
Washington C. H.	151	1,072	79	1,302	1,182	103%	120	0
Wayne County	291	1,780	393	2,464	2,224	102%	240	0
Willoughby	2,578	3,582	35	6,195	3,590	99%	2,605	0
Xenia	434	2,533	612	3,579	3,059	97%	520	0
Youngstown	316	2,075	599	2,990	2,724	102%	266	34
Zanesville	728	1,939	174	2,841	2,736	129%	105	0
Statewide	60,405	350,688	153,199	564,292	504,731	100%	59,561	2,804

Municipal Courts
Misdemeanor Terminations
2012

Court	Jury Trial	Court Trial	Guilty/No Contest to Original Charge Judge	Guilty/No Contest to Original Charge Magistrate	Guilty/No Contest to Reduced Charge	Dismissal: Lack of Speedy Trial	Other Dismissals	Violations Bureau	Transferred Out	Unavailability of Party	Bankruptcy Stay/Interlocutory Appeal	Other Terminations
Akron	3	11	6,016	6	2,130	41	1,474	49	317	3,665	17	564
Alliance	15	34	1,068	84	287	0	184	0	0	159	3	169
Ashland	13	20	896	97	67	0	199	208	0	86	0	0
Ashtabula	5	25	943	28	111	1	434	28	0	509	0	199
Athens County	0	1	1,169	0	340	0	1,176	431	0	487	0	44
Auglaize County	15	8	440	0	84	3	94	70	0	85	0	1
Avon Lake [PT]	0	0	415	0	0	0	74	14	0	211	0	101
Barberton	10	20	1,629	15	227	2	300	121	26	643	3	156
Bedford	0	139	1,570	3	67	54	492	60	2	265	0	33
Bellefontaine	0	22	1,065	0	130	0	220	156	0	195	0	0
Bellevue [PT]	0	10	314	0	29	1	144	19	0	51	0	12
Berea	2	59	858	93	191	0	489	20	0	376	0	169
Bowling Green	0	1	1,032	347	577	0	1,013	229	2	123	0	0
Brown County	1	15	474	0	216	0	313	99	0	840	0	17
Bryan	0	35	751	0	24	1	100	18	0	188	0	99
Cambridge	1	106	705	60	67	0	376	103	0	145	1	59
Campbell [PT]	0	0	115	0	65	0	79	9	0	0	0	2
Canton	22	22	2,562	303	350	0	885	124	12	513	0	3
Carroll County	0	6	279	0	88	0	119	155	0	92	0	0
Celina	0	13	714	0	112	0	291	25	0	16	0	0
Champaign County	1	4	621	0	116	0	329	173	0	151	0	0
Chardon	0	17	487	0	131	1	471	100	0	260	0	2
Chillicothe	12	15	1,665	0	236	0	926	344	41	1,108	2	3
Circleville	2	30	598	0	412	1	239	111	0	306	8	0
Clark County	5	119	1,427	268	851	0	1,085	37	24	1,717	0	88
Clermont County	6	52	2,908	0	1,030	0	1,381	623	12	2,578	0	8
Cleveland	23	303	15,031	0	1,391	0	9,729	648	958	20,349	3	1,202
Cleveland (Housing)	0	10	700	19	8	3	2,429	1,410	1	2,260	6	510
Cleveland Heights	17	347	993	245	34	6	392	310	0	1,021	0	1
Clinton County	0	32	644	0	175	0	538	179	0	485	0	81
Columbiana County	5	5	688	0	168	0	131	55	37	167	0	0
Conneaut	0	16	443	0	82	0	169	44	0	115	0	0
Coshocton	0	23	525	0	45	30	76	80	0	245	0	9
Crawford County	0	60	911	392	97	17	217	131	0	397	0	11
Darke County	0	381	320	2	0	0	215	59	0	136	0	21
Dayton	19	182	2,556	1,598	659	1	2,776	1,201	134	3,702	0	238
Defiance	0	7	1,233	0	70	0	135	0	0	158	0	1
Delaware	13	32	1,319	39	139	0	408	271	10	317	0	0
East Cleveland	1	27	519	2	38	0	509	0	0	449	0	4
East Liverpool	0	2	531	0	39	0	140	54	0	129	0	0
Eaton	1	4	424	0	142	0	215	148	0	180	0	52
Elyria	1	3	1,792	74	247	0	1,216	99	32	1,187	0	133
Erie County	0	2	218	0	33	1	154	54	12	96	0	3
Euclid	0	14	1,037	5	156	0	194	4	0	189	0	9

Municipal Courts
Misdemeanor Terminations
2012

Court	Jury Trial	Court Trial	Guilty/No Contest to Original Charge Judge	Guilty/No Contest to Original Charge Magistrate	Guilty/No Contest to Reduced Charge	Dismissal: Lack of Speedy Trial	Other Dismissals	Violations Bureau	Transferred Out	Unavailability of Party	Bankruptcy Stay/Interlocutory Appeal	Other Terminations
Fairborn	6	25	852	21	561	3	187	108	1	480	0	1
Fairfield	21	77	1,546	2	40	0	694	12	0	1,855	1	162
Fairfield County	6	6	1,683	0	365	0	573	165	9	903	0	3
Findlay	1	1	990	0	127	0	377	2	15	394	0	183
Fostoria	0	12	298	0	20	0	29	48	0	59	0	3
Franklin [PT]	11	4	714	0	27	11	245	12	0	318	0	269
Franklin County	32	19	13,063	2	3,527	0	10,922	276	691	12,560	0	441
Franklin County (Env.)	0	1	1,661	0	22	1	849	702	3	1,837	0	67
Fremont	7	4	620	0	99	0	293	104	0	139	0	24
Gallipolis	2	20	391	0	79	2	284	54	0	415	0	1
Garfield Heights	1	47	1,287	593	394	1	591	124	12	662	0	23
Girard	0	0	659	1	187	0	400	2	0	462	0	7
Hamilton	2	49	1,892	109	126	0	948	127	0	1,777	0	61
Hamilton County	23	571	11,750	688	3,342	0	11,977	1,635	765	32,292	0	618
Hardin County [PT]	0	103	358	0	49	1	166	93	0	87	0	0
Hillsboro	0	0	457	0	156	0	441	86	0	582	0	41
Hocking County	4	0	223	0	12	5	349	204	0	310	0	63
Holmes County	0	72	179	1	16	1	37	37	0	418	0	2
Huron [PT]	1	2	248	0	45	0	145	45	1	46	0	0
Ironton	0	64	362	1	14	1	229	4	0	137	1	1
Jackson County	1	68	518	0	142	7	408	187	0	560	0	3
Kettering	1	32	1,082	0	906	0	339	163	13	492	0	0
Lakewood	2	233	1,307	0	81	0	255	320	0	785	0	57
Lawrence County [PT]	0	29	564	0	16	4	406	14	49	195	0	0
Lebanon [PT]	3	13	858	0	77	2	155	15	9	298	0	22
Licking County	7	86	1,186	0	147	0	450	187	11	790	0	347
Lima	2	55	2,228	3	246	0	809	175	34	0	0	5
Lorain	7	0	1,807	0	359	2	654	20	327	954	0	4
Lyndhurst	2	10	546	74	100	0	168	6	0	66	0	26
Madison County	3	49	261	212	97	0	263	56	3	361	0	3
Mansfield	0	6	1,850	900	8	0	2,097	217	68	1,844	0	430
Marietta	1	11	1,108	0	148	0	327	74	0	442	0	42
Marion	6	19	1,460	405	207	0	215	147	0	705	0	5
Marysville	3	77	653	0	7	0	215	101	0	177	0	0
Mason [PT]	2	31	345	0	227	0	284	25	41	430	0	13
Massillon	2	8	1,195	532	415	0	277	136	152	250	1	0
Maumee	1	5	285	0	123	0	355	102	0	518	0	0
Medina	3	20	646	195	364	0	337	113	0	84	0	27
Mentor	0	4	799	0	206	1	350	125	63	248	1	19
Miami County	11	16	1,348	227	1,231	74	760	366	15	784	1	66
Miamisburg	0	1	890	34	674	0	451	74	3	513	0	25
Middletown	0	120	3,894	0	61	0	45	147	275	778	0	904
Montgomery Co. [PT]	1	26	1,290	2	1,088	62	1,376	88	0	1,150	1	32
Morrow County	0	2	196	0	53	23	27	30	0	0	0	5

Municipal Courts
Misdemeanor Terminations
2012

Court	Jury Trial	Court Trial	Guilty/No Contest to Original Charge Judge	Guilty/No Contest to Original Charge Magistrate	Guilty/No Contest to Reduced Charge	Dismissal: Lack of Speedy Trial	Other Dismissals	Violations Bureau	Transferred Out	Unavailability of Party	Bankruptcy Stay/Interlocutory Appeal	Other Terminations
Mount Vernon	0	45	620	0	94	0	380	148	0	162	0	11
Napoleon	3	9	377	0	73	0	157	45	0	81	0	6
New Philadelphia	1	52	546	274	72	0	359	165	0	421	0	1
Newton Falls	0	20	246	0	142	0	167	9	1	284	0	5
Niles	0	9	625	0	76	0	348	0	0	333	0	6
Norwalk	4	34	1,230	0	125	0	1	239	0	568	0	180
Oakwood [PT]	0	2	52	0	17	0	80	0	0	0	0	5
Oberlin	1	3	456	0	128	0	241	109	85	201	0	75
Oregon	0	1	573	0	224	0	193	0	1	602	0	61
Ottawa County	1	10	544	0	266	2	506	500	2	178	0	16
Painesville	2	11	1,474	38	11	0	456	402	5	209	0	8
Parma	0	57	909	2,869	447	0	1,077	136	6	604	0	300
Perrysburg	1	0	700	0	19	0	454	99	0	586	0	0
Portage Co. (Kent)	3	4	1,514	1	596	1	1,031	129	307	405	2	4
Portage Co. (Ravenna)	4	9	1,286	0	632	3	941	120	261	736	7	90
Portsmouth	4	1	947	0	55	2	586	75	93	482	2	15
Putnam County	0	13	184	0	54	0	128	24	0	21	1	37
Rocky River	4	12	1,014	334	516	1	525	464	461	1,208	2	5
Sandusky	0	190	1,988	3	268	0	1,219	205	0	1,149	0	21
Shaker Heights	0	10	651	0	28	1	357	3	0	254	0	195
Shelby [PT]	10	0	251	0	76	80	49	40	0	2	0	0
Sidney	0	6	457	0	402	0	130	150	0	163	0	0
South Euclid	1	1	243	2	30	4	101	6	0	227	0	2
Steubenville	0	392	684	0	0	0	60	0	25	106	0	0
Stow	1	92	1,939	4	214	0	540	74	6	1,066	0	343
Struthers [PT]	0	3	267	1	194	1	124	0	0	205	0	0
Sylvania	0	1	598	0	551	0	749	15	0	1,479	1	0
Tiffin	5	21	671	0	16	0	113	128	0	190	0	3
Toledo	12	149	4,689	1,909	4,117	0	5,813	0	51	18,544	0	417
Toledo (Housing)	0	4	285	4	4	0	222	0	0	338	0	11
Upper Sandusky	0	18	442	0	6	6	39	105	0	58	0	3
Van Wert	0	8	135	2	10	0	118	48	0	70	0	2
Vandalia	0	14	1,420	29	697	0	596	45	0	795	0	2
Vermilion [PT]	1	1	369	0	84	0	80	34	4	85	0	33
Wadsworth	4	22	469	0	154	0	228	90	0	55	0	0
Warren	0	3	1,097	0	220	6	612	0	45	307	0	12
Washington C. H.	2	6	767	0	114	0	194	15	0	73	8	2
Wayne County	6	227	725	352	20	0	167	232	0	484	9	2
Willoughby	3	20	2,691	0	0	0	270	494	77	0	0	33
Xenia	4	4	1,359	0	410	0	515	92	0	669	0	6
Youngstown	11	22	863	99	658	0	398	25	61	573	0	13
Zanesville	1	52	1,770	0	22	0	593	76	0	204	0	17
Statewide	457	5,790	164,281	13,603	39,494	471	94,206	19,342	5,671	148,685	81	9,951

Municipal Courts
 Operating a Vehicle While Under the Influence Overall Caseloads
 2012

Court	Cases Pending January 1	New Filings	Reactivations and Transfers	Total Cases	Total Terminations	Clearance Rate	Cases Pending December 31	Cases Pending Beyond Time Guidelines
Akron	248	975	211	1,434	1,216	103%	218	1
Alliance	29	298	2	329	286	95%	43	0
Ashland	41	347	7	395	358	101%	37	0
Ashtabula	78	233	25	336	268	104%	68	11
Athens County	75	496	20	591	493	96%	98	0
Auglaize County	66	222	4	292	242	107%	50	1
Avon Lake [PT]	43	215	16	274	205	89%	69	2
Barberton	98	587	56	741	633	98%	108	4
Bedford	156	443	35	634	446	93%	188	0
Bellefontaine	36	283	16	335	295	99%	40	0
Bellevue [PT]	13	69	4	86	72	99%	14	0
Berea	238	684	65	987	718	96%	269	0
Bowling Green	108	546	5	659	549	100%	110	0
Brown County	44	224	30	298	253	100%	45	1
Bryan	35	235	8	278	252	104%	26	0
Cambridge	53	290	21	364	307	99%	57	3
Campbell [PT]	15	33	0	48	34	103%	14	2
Canton	79	790	43	912	823	99%	89	0
Carroll County	26	113	5	144	120	102%	24	0
Celina	47	216	3	266	191	87%	75	6
Champaign County	47	190	5	242	174	89%	68	0
Chardon	90	402	17	509	433	103%	76	8
Chillicothe	150	415	97	662	437	85%	225	0
Circleville	42	338	4	384	314	92%	70	0
Clark County	281	826	184	1,291	999	99%	292	1
Clermont County	258	1,198	207	1,663	1,429	102%	234	4
Cleveland	262	1,529	761	2,552	2,191	96%	361	12
Cleveland (Housing)	0	0	0	0	0	-	0	0
Cleveland Heights	25	87	16	128	78	76%	50	4
Clinton County	70	264	25	359	260	90%	99	19
Columbiana County	90	325	30	445	357	101%	88	8
Conneaut	3	42	0	45	40	95%	5	0
Coshocton	9	125	15	149	135	96%	14	0
Crawford County	21	212	4	237	216	100%	21	0
Darke County	28	206	15	249	213	96%	36	0
Dayton	144	492	58	694	575	105%	119	6
Defiance	45	358	16	419	363	97%	56	0
Delaware	110	560	24	694	552	95%	142	0
East Cleveland	11	54	2	67	51	91%	16	0
East Liverpool	16	70	5	91	75	100%	16	1
Eaton	83	230	22	335	241	96%	94	0
Elyria	396	1,059	291	1,746	1,379	102%	367	2
Erie County	31	122	9	162	139	106%	23	0
Euclid	46	202	18	266	193	88%	73	0

Municipal Courts
Operating a Vehicle While Under the Influence Overall Caseloads
2012

Court	Cases Pending January 1	New Filings	Reactivations and Transfers	Total Cases	Total Terminations	Clearance Rate	Cases Pending December 31	Cases Pending Beyond Time Guidelines
Fairborn	193	699	56	948	713	94%	235	11
Fairfield	57	430	35	522	455	98%	67	1
Fairfield County	235	698	47	980	788	106%	192	5
Findlay	231	572	30	833	606	101%	227	0
Fostoria	11	89	9	109	97	99%	12	0
Franklin [PT]	34	231	23	288	266	105%	22	0
Franklin County	1,808	6,797	1,354	9,959	7,992	98%	1,967	85
Franklin County (Env.)	4	12	0	16	11	92%	5	0
Fremont	46	296	10	352	310	101%	42	0
Gallipolis	39	228	40	307	249	93%	58	1
Garfield Heights	75	357	51	483	423	104%	60	0
Girard	38	169	43	250	199	94%	51	4
Hamilton	39	293	47	379	340	100%	39	1
Hamilton County	1,018	2,731	960	4,709	3,578	97%	1,131	0
Hardin County [PT]	28	84	2	114	90	105%	24	0
Hillsboro	31	167	23	221	190	100%	31	1
Hocking County	31	96	3	130	89	90%	41	6
Holmes County	42	61	16	119	55	71%	64	43
Huron [PT]	21	99	2	122	113	112%	9	0
Ironton	20	212	22	254	234	100%	20	0
Jackson County	65	214	37	316	229	91%	87	32
Kettering	80	573	15	668	613	104%	55	0
Lakewood	55	195	17	267	217	102%	50	0
Lawrence County [PT]	33	237	26	296	256	97%	40	5
Lebanon [PT]	32	173	5	210	183	103%	27	7
Licking County	211	732	71	1,014	888	111%	126	0
Lima	340	790	25	1,155	818	100%	337	33
Lorain	160	546	54	760	592	99%	168	1
Lyndhurst	69	215	13	297	220	96%	77	15
Madison County	51	248	24	323	274	101%	49	0
Mansfield	240	700	106	1,046	824	102%	222	15
Marietta	84	372	19	475	375	96%	100	7
Marion	67	486	28	581	516	100%	65	1
Marysville	33	238	23	294	250	96%	44	1
Mason [PT]	106	385	27	518	467	113%	51	6
Massillon	143	930	18	1,091	940	99%	151	2
Maumee	59	219	29	307	245	99%	62	4
Medina	206	520	16	742	559	104%	183	13
Mentor	47	378	13	438	394	101%	44	0
Miami County	191	797	65	1,053	831	96%	222	26
Miamisburg	134	520	36	690	556	100%	134	0
Middletown	44	347	13	404	369	103%	35	3
Montgomery Co. [PT]	84	437	45	566	488	101%	78	0
Morrow County	108	287	0	395	272	95%	123	33

Municipal Courts
Operating a Vehicle While Under the Influence Overall Caseloads
2012

Court	Cases Pending January 1	New Filings	Reactivations and Transfers	Total Cases	Total Terminations	Clearance Rate	Cases Pending December 31	Cases Pending Beyond Time Guidelines
Mount Vernon	74	368	12	454	358	94%	96	7
Napoleon	17	106	8	131	108	95%	23	0
New Philadelphia	223	412	50	685	434	94%	251	57
Newton Falls	37	146	14	197	135	84%	62	0
Niles	43	285	26	354	310	100%	44	3
Norwalk	33	323	25	381	357	103%	24	0
Oakwood [PT]	0	14	0	14	6	43%	8	0
Oberlin	84	247	19	350	285	107%	65	0
Oregon	32	178	23	233	208	103%	25	0
Ottawa County	108	282	22	412	280	92%	132	0
Painesville	72	502	17	591	521	100%	70	0
Parma	177	540	28	745	606	107%	139	9
Perrysburg	333	390	33	756	431	102%	325	0
Portage Co. (Kent)	112	448	153	713	577	96%	136	11
Portage Co. (Ravenna)	256	894	181	1,331	1,024	95%	307	26
Portsmouth	140	507	76	723	599	103%	124	1
Putnam County	30	110	3	143	117	104%	26	1
Rocky River	163	619	67	849	705	103%	144	1
Sandusky	160	510	84	754	536	90%	218	47
Shaker Heights	412	165	19	596	165	90%	431	0
Shelby [PT]	11	95	0	106	87	92%	19	1
Sidney	51	276	14	341	292	101%	49	0
South Euclid	33	53	1	87	60	111%	27	6
Steubenville	7	143	8	158	142	94%	16	1
Stow	120	800	62	982	822	95%	160	0
Struthers [PT]	99	149	17	265	158	95%	107	44
Sylvania	145	556	115	816	684	102%	132	0
Tiffin	26	203	0	229	201	99%	28	0
Toledo	335	1,345	581	2,261	1,898	99%	363	27
Toledo (Housing)	0	0	0	0	0	-	0	0
Upper Sandusky	16	159	9	184	161	96%	23	0
Van Wert	31	206	3	240	185	89%	55	4
Vandalia	195	797	131	1,123	955	103%	168	8
Vermilion [PT]	29	130	5	164	147	109%	17	0
Wadsworth	94	244	9	347	235	93%	112	0
Warren	140	472	68	680	526	97%	154	18
Washington C. H.	49	143	3	195	180	123%	15	0
Wayne County	88	439	64	591	495	98%	96	0
Willoughby	74	437	8	519	450	101%	69	0
Xenia	100	338	32	470	387	105%	83	0
Youngstown	31	185	35	251	201	91%	50	2
Zanesville	160	176	19	355	337	173%	18	1
Statewide	14,769	55,857	7,943	78,569	63,144	99%	15,425	733

Municipal Courts
Operating a Vehicle While Under the Influence Terminations
2012

Court	Jury Trial	Court Trial	Guilty/No Contest to Original Charge Judge	Guilty/No Contest to Original Charge Magistrate	Guilty/No Contest to Reduced Charge	Dismissal: Lack of Speedy Trial	Other Dismissals	Transferred Out	Unavailability of Party	Bankruptcy Stay/Interlocutory Appeal	Other Terminations
Akron	2	0	233	67	634	1	39	28	151	0	16
Alliance	1	2	219	2	38	0	6	0	7	0	11
Ashland	7	2	263	17	50	0	10	0	9	0	0
Ashtabula	1	4	159	16	24	0	7	0	22	0	35
Athens County	0	0	357	0	94	0	22	0	17	2	1
Auglaize County	3	1	187	0	23	1	13	0	12	0	0
Avon Lake [PT]	0	0	172	0	1	0	5	0	17	0	9
Barberton	7	0	464	2	72	3	11	5	42	0	32
Bedford	0	24	370	2	2	0	5	2	35	0	6
Bellefontaine	0	4	217	0	45	0	10	0	19	0	1
Bellevue [PT]	0	2	43	0	22	0	2	0	0	0	3
Berea	0	21	565	1	50	0	13	0	44	0	22
Bowling Green	1	0	391	45	96	0	10	0	6	0	0
Brown County	0	0	128	0	81	0	13	0	27	0	2
Bryan	0	3	203	0	26	1	10	0	8	0	1
Cambridge	0	8	198	55	14	0	8	0	23	0	1
Campbell [PT]	0	0	9	0	23	0	2	0	0	0	0
Canton	5	0	715	0	33	0	35	7	31	0	1
Carroll County	0	0	98	0	7	0	7	0	8	0	0
Celina	0	2	82	0	101	0	5	0	1	0	0
Champaign County	0	0	138	0	26	0	5	0	5	0	0
Chardon	0	3	305	0	89	0	22	0	13	0	1
Chillicothe	1	0	49	0	270	0	58	4	55	1	0
Circleville	1	1	164	0	105	2	19	0	21	0	1
Clark County	1	25	530	0	173	0	52	5	152	1	60
Clermont County	10	0	798	0	333	0	63	4	220	0	0
Cleveland	4	8	1,054	0	232	0	71	80	689	1	52
Cleveland (Housing)	0	0	0	0	0	0	0	0	0	0	0
Cleveland Heights	0	6	51	1	0	1	2	0	17	0	0
Clinton County	0	1	107	0	107	0	17	0	25	0	3
Columbiana County	1	0	266	0	52	0	6	6	25	0	0
Conneaut	0	0	37	0	3	0	0	0	0	0	0
Coshocton	1	0	123	0	1	0	2	0	8	0	0
Crawford County	0	1	171	2	25	0	1	0	12	0	4
Darke County	0	131	56	0	0	0	10	0	10	0	0
Dayton	1	0	223	2	254	0	20	0	59	0	15
Defiance	0	0	282	0	50	0	13	0	18	0	0
Delaware	4	0	403	3	56	0	51	0	34	0	0
East Cleveland	0	3	40	0	2	0	1	0	5	0	0
East Liverpool	0	0	65	0	7	0	2	0	2	0	0
Eaton	0	0	127	0	85	0	8	0	19	0	0
Elyria	1	1	947	0	64	0	201	9	97	0	59
Erie County	0	0	103	0	12	0	12	3	9	0	0
Euclid	1	1	171	0	1	0	5	0	14	0	0

Municipal Courts
Operating a Vehicle While Under the Influence Terminations
2012

Court	Jury Trial	Court Trial	Guilty/No Contest to Original Charge Judge	Guilty/No Contest to Original Charge Magistrate	Guilty/No Contest to Reduced Charge	Dismissal: Lack of Speedy Trial	Other Dismissals	Transferred Out	Unavailability of Party	Bankruptcy Stay/Interlocutory Appeal	Other Terminations
Fairborn	1	4	359	1	283	0	8	0	55	0	2
Fairfield	4	3	136	0	4	0	6	0	40	0	11
Fairfield County	6	1	674	0	13	0	32	1	61	0	0
Findlay	1	2	499	0	23	0	16	3	37	0	24
Fostoria	0	1	53	0	31	0	3	0	6	0	3
Franklin [PT]	1	0	177	0	47	4	16	0	9	0	18
Franklin County	7	3	4,810	1	1,414	0	437	134	1,163	0	21
Franklin County (Env.)	0	0	7	0	6	0	0	0	0	0	0
Fremont	1	0	259	0	29	0	12	0	8	0	1
Gallipolis	1	1	121	0	62	1	13	0	49	1	2
Garfield Heights	0	6	293	24	34	1	16	0	48	0	1
Girard	0	0	68	0	80	0	28	1	20	0	0
Hamilton	0	3	270	2	2	0	8	0	38	0	11
Hamilton County	12	43	2,508	7	28	0	109	79	804	0	21
Hardin County [PT]	0	18	30	0	35	0	3	0	4	0	0
Hillsboro	0	0	71	0	87	0	12	0	20	0	0
Hocking County	1	0	42	0	18	0	19	0	9	0	0
Holmes County	0	9	30	0	2	1	1	0	13	0	2
Huron [PT]	0	0	56	0	48	0	5	0	4	0	0
Ironton	0	17	164	0	1	0	15	7	28	0	1
Jackson County	0	19	59	0	92	2	30	0	27	0	0
Kettering	0	1	329	0	264	0	9	0	9	0	0
Lakewood	0	4	183	0	9	0	3	0	11	0	7
Lawrence County [PT]	0	1	176	0	33	0	22	5	13	0	0
Lebanon [PT]	3	1	130	0	31	0	7	0	8	0	3
Licking County	11	9	644	0	62	0	84	8	63	0	7
Lima	3	3	659	0	75	0	61	2	0	0	0
Lorain	1	0	401	0	89	0	18	26	53	0	1
Lyndhurst	2	3	174	10	12	0	5	0	4	0	10
Madison County	0	6	127	43	60	0	12	1	25	0	0
Mansfield	0	1	625	47	3	0	46	6	91	0	5
Marietta	2	0	313	0	37	0	6	0	17	0	0
Marion	3	1	407	2	53	0	19	0	30	0	1
Marysville	2	9	182	0	17	0	22	0	17	0	0
Mason [PT]	2	1	253	0	158	0	9	5	33	0	6
Massillon	0	0	773	4	101	0	17	22	22	0	1
Maumee	0	0	171	0	34	0	21	0	19	0	0
Medina	3	0	531	0	0	0	13	0	11	0	1
Mentor	0	1	322	0	6	1	45	10	9	0	0
Miami County	1	1	321	0	407	2	41	5	52	0	4
Miamisburg	0	0	253	0	243	0	17	0	41	0	2
Middletown	0	0	336	0	1	0	0	7	17	0	8
Montgomery Co. [PT]	0	2	245	0	181	1	12	0	43	0	4
Morrow County	0	0	196	0	36	5	10	0	0	0	0

Municipal Courts
Operating a Vehicle While Under the Influence Terminations
2012

Court	Jury Trial	Court Trial	Guilty/No Contest to Original Charge Judge	Guilty/No Contest to Original Charge Magistrate	Guilty/No Contest to Reduced Charge	Dismissal: Lack of Speedy Trial	Other Dismissals	Transferred Out	Unavailability of Party	Bankruptcy Stay/Interlocutory Appeal	Other Terminations
Mount Vernon	2	4	294	0	29	0	16	0	7	0	6
Napoleon	1	0	68	0	28	0	5	0	5	0	0
New Philadelphia	1	4	271	52	12	0	26	0	63	0	1
Newton Falls	0	3	50	0	55	0	6	0	21	0	0
Niles	0	0	128	0	5	0	10	0	25	0	140
Norwalk	0	0	290	0	34	0	0	0	29	0	4
Oakwood [PT]	0	2	13	0	3	0	2	0	0	0	0
Oberlin	2	2	219	0	26	0	11	6	19	0	0
Oregon	0	0	154	0	29	0	3	0	22	0	0
Ottawa County	4	0	185	0	59	0	16	0	10	0	6
Painesville	0	0	343	0	135	0	24	1	14	0	5
Parma	1	6	502	26	21	0	13	1	28	0	8
Perrysburg	0	0	399	0	4	0	3	0	25	0	0
Portage Co. (Kent)	3	0	66	0	342	0	17	100	29	1	8
Portage Co. (Ravenna)	0	1	128	0	618	0	31	136	57	62	0
Portsmouth	1	0	327	0	172	0	18	17	61	0	3
Putnam County	0	0	58	0	40	0	16	0	2	0	1
Rocky River	3	1	594	23	1	0	4	18	57	0	4
Sandusky	0	22	231	0	142	0	35	0	106	0	2
Shaker Heights	0	1	141	0	1	0	2	0	20	0	0
Shelby [PT]	0	0	50	0	20	9	7	0	1	0	0
Sidney	0	0	209	0	64	0	7	0	12	0	0
South Euclid	1	1	30	0	15	1	8	0	2	0	2
Steubenville	0	88	43	0	0	0	4	3	5	0	0
Stow	1	24	602	4	73	0	20	3	55	0	40
Struthers [PT]	0	0	65	0	63	0	7	0	23	0	0
Sylvania	0	0	384	0	157	0	23	0	120	0	0
Tiffin	0	1	186	0	11	0	3	0	0	0	0
Toledo	1	1	493	60	564	0	70	3	592	0	95
Toledo (Housing)	0	0	0	0	0	0	0	0	0	0	0
Upper Sandusky	0	1	117	0	33	2	5	0	3	0	0
Van Wert	1	3	113	0	33	1	22	0	12	0	0
Vandalia	0	0	661	0	133	0	15	0	146	0	0
Vermilion [PT]	0	0	86	0	49	0	0	0	5	0	7
Wadsworth	8	2	200	0	0	0	20	0	3	2	1
Warren	0	0	412	0	20	1	17	9	58	0	4
Washington C. H.	0	0	145	0	25	0	5	0	5	0	0
Wayne County	2	55	285	74	2	1	22	0	54	0	0
Willoughby	2	1	435	0	0	0	0	3	0	0	9
Xenia	0	0	200	0	144	0	12	0	31	0	0
Youngstown	0	0	50	0	98	0	13	9	29	0	2
Zanesville	0	3	131	0	3	0	186	0	14	0	0
Statewide	155	654	39,078	595	10,897	42	2,886	784	6,789	71	862

Municipal Courts
Other Traffic Overall Caseloads
2012

Court	Cases Pending January 1	New Filings	Reactivations and Transfers	Total Cases	Total Terminations	Clearance Rate	Cases Pending December 31	Cases Pending Beyond Time Guidelines
Akron	8,564	17,761	1,733	28,058	19,587	100%	8,471	0
Alliance	84	4,353	69	4,506	4,393	99%	113	0
Ashland	361	9,947	401	10,709	10,395	100%	314	0
Ashtabula	681	3,791	502	4,974	4,451	104%	523	24
Athens County	376	10,181	420	10,977	10,266	97%	711	6
Auglaize County	285	7,712	93	8,090	7,752	99%	338	1
Avon Lake [PT]	73	822	102	997	917	99%	80	3
Barberton	276	7,183	635	8,094	7,780	100%	314	7
Bedford	1,110	8,004	671	9,785	8,729	101%	1,056	0
Bellefontaine	194	5,997	186	6,377	6,169	100%	208	0
Bellevue [PT]	98	1,978	40	2,116	2,065	102%	51	0
Berea	645	6,069	847	7,561	6,737	97%	824	0
Bowling Green	610	9,343	25	9,978	9,442	101%	536	0
Brown County	411	6,095	578	7,084	6,799	102%	285	3
Bryan	169	6,788	1,078	8,035	7,900	100%	135	0
Cambridge	219	9,617	50	9,886	9,629	100%	257	0
Campbell [PT]	272	1,667	0	1,939	1,763	106%	176	54
Canton	647	13,135	461	14,243	13,578	100%	665	0
Carroll County	50	1,515	56	1,621	1,569	100%	52	0
Celina	116	3,157	41	3,314	3,199	100%	115	7
Champaign County	199	2,467	19	2,685	2,463	99%	222	0
Chardon	244	7,228	419	7,891	7,688	101%	203	2
Chillicothe	727	9,601	901	11,229	10,449	99%	780	0
Circleville	514	9,216	389	10,119	9,338	97%	781	0
Clark County	867	13,949	919	15,735	14,687	99%	1,048	0
Clermont County	415	18,250	4,691	23,356	22,905	100%	451	0
Cleveland	5,208	72,780	32,038	110,026	105,402	101%	4,624	155
Cleveland (Housing)	0	0	0	0	0	-	0	0
Cleveland Heights	956	16,055	2,638	19,649	18,225	97%	1,424	23
Clinton County	1,100	8,709	160	9,969	8,851	100%	1,118	504
Columbiana County	315	7,100	321	7,736	7,295	98%	441	10
Conneaut	9	1,383	50	1,442	1,429	100%	13	0
Coshocton	37	2,454	81	2,572	2,549	101%	23	0
Crawford County	122	6,025	711	6,858	6,677	99%	181	0
Darke County	98	2,621	195	2,914	2,849	101%	65	0
Dayton	1,274	16,322	4,270	21,866	20,805	101%	1,061	31
Defiance	99	5,349	825	6,273	6,144	100%	129	0
Delaware	743	14,068	603	15,414	14,606	100%	808	0
East Cleveland	2,408	6,091	944	9,443	7,074	101%	2,369	0
East Liverpool	84	2,433	51	2,568	2,445	98%	123	24
Eaton	477	4,753	510	5,740	5,369	102%	371	5
Elyria	997	9,027	1,105	11,129	10,245	101%	884	3
Erie County	326	7,423	608	8,357	7,980	99%	377	0
Euclid	464	5,685	978	7,127	6,575	99%	552	0

Municipal Courts
Other Traffic Overall Caseloads
2012

Court	Cases Pending January 1	New Filings	Reactivations and Transfers	Total Cases	Total Terminations	Clearance Rate	Cases Pending December 31	Cases Pending Beyond Time Guidelines
Fairborn	399	10,856	802	12,057	11,535	99%	522	0
Fairfield	103	2,431	182	2,716	2,608	100%	108	0
Fairfield County	546	12,877	1,157	14,580	13,970	100%	610	2
Findlay	465	10,164	399	11,028	10,512	100%	516	0
Fostoria	48	1,338	41	1,427	1,406	102%	21	0
Franklin [PT]	276	5,590	416	6,282	6,118	102%	164	10
Franklin County	4,221	101,755	41,502	147,478	142,774	100%	4,704	35
Franklin County (Env.)	38	1,476	292	1,806	1,757	99%	49	1
Fremont	175	5,368	199	5,742	5,582	100%	160	0
Gallipolis	386	6,845	540	7,771	7,209	98%	562	0
Garfield Heights	367	9,858	2,368	12,593	12,315	101%	278	0
Girard	358	5,635	787	6,780	6,295	98%	485	34
Hamilton	302	6,449	1,762	8,513	8,310	101%	203	0
Hamilton County	35,626	73,133	24,823	133,582	97,887	100%	35,695	0
Hardin County [PT]	108	2,444	97	2,649	2,540	100%	109	0
Hillsboro	79	2,139	135	2,353	2,274	100%	79	1
Hocking County	162	3,170	140	3,472	3,158	95%	314	12
Holmes County	300	1,969	56	2,325	1,927	95%	398	296
Huron [PT]	71	2,149	9	2,229	2,128	99%	101	0
Ironton	197	2,929	124	3,250	3,056	100%	194	0
Jackson County	393	7,628	547	8,568	7,912	97%	656	83
Kettering	397	12,477	372	13,246	12,971	101%	275	0
Lakewood	318	6,219	951	7,488	7,241	101%	247	0
Lawrence County [PT]	153	3,498	276	3,927	3,687	98%	240	16
Lebanon [PT]	147	3,499	219	3,865	3,539	95%	326	79
Licking County	473	12,764	1,576	14,813	14,409	100%	404	0
Lima	840	9,018	60	9,918	9,009	99%	909	129
Lorain	496	7,513	866	8,875	8,174	98%	701	2
Lyndhurst	854	12,001	801	13,656	12,765	100%	891	53
Madison County	540	10,490	957	11,987	11,594	101%	393	0
Mansfield	830	12,679	1,709	15,218	14,326	100%	892	26
Marietta	291	6,372	467	7,130	6,799	99%	331	4
Marion	351	8,885	993	10,229	9,663	98%	566	0
Marysville	241	6,141	350	6,732	6,474	100%	258	0
Mason [PT]	223	6,204	161	6,588	6,347	100%	241	2
Massillon	227	8,760	216	9,203	8,874	99%	329	0
Maumee	419	7,730	639	8,788	8,283	99%	505	10
Medina	397	7,025	175	7,597	7,122	99%	475	7
Mentor	184	4,847	288	5,319	5,120	100%	199	2
Miami County	601	11,677	515	12,793	12,012	99%	781	92
Miamisburg	504	6,530	680	7,714	7,123	99%	591	2
Middletown	473	6,630	822	7,925	7,404	99%	521	29
Montgomery Co. [PT]	617	9,614	1,366	11,597	11,019	100%	578	0
Morrow County	361	7,296	8	7,665	7,135	98%	530	120

Municipal Courts
Other Traffic Overall Caseloads
2012

Court	Cases Pending January 1	New Filings	Reactivations and Transfers	Total Cases	Total Terminations	Clearance Rate	Cases Pending December 31	Cases Pending Beyond Time Guidelines
Mount Vernon	136	5,129	62	5,327	5,198	100%	129	5
Napoleon	97	2,248	58	2,403	2,331	101%	72	0
New Philadelphia	553	8,186	471	9,210	8,523	98%	687	41
Newton Falls	483	6,862	323	7,668	7,139	99%	529	0
Niles	148	2,265	502	2,915	2,751	99%	164	4
Norwalk	195	7,503	396	8,094	7,915	100%	179	0
Oakwood [PT]	1,331	1,586	196	3,113	1,790	100%	1,323	0
Oberlin	247	5,533	287	6,067	5,860	101%	207	0
Oregon	144	2,477	824	3,445	3,321	101%	124	1
Ottawa County	226	4,460	205	4,891	4,609	99%	282	0
Painesville	234	7,179	243	7,656	7,431	100%	225	0
Parma	4,028	17,224	561	21,813	18,072	102%	3,741	10
Perrysburg	1,977	6,773	542	9,292	7,204	98%	2,088	0
Portage Co. (Kent)	258	3,868	548	4,674	4,439	101%	235	6
Portage Co. (Ravenna)	784	16,302	1,082	18,168	17,380	100%	788	18
Portsmouth	449	9,096	1,153	10,698	10,163	99%	535	2
Putnam County	65	1,569	10	1,644	1,559	99%	85	1
Rocky River	618	21,000	2,120	23,738	23,151	100%	587	0
Sandusky	515	6,195	444	7,154	6,518	98%	636	103
Shaker Heights	3,188	8,941	1,087	13,216	9,439	94%	3,777	0
Shelby [PT]	27	929	0	956	924	99%	32	16
Sidney	254	4,656	275	5,185	4,960	101%	225	0
South Euclid	262	4,478	336	5,076	4,596	95%	480	66
Steubenville	76	1,462	36	1,574	1,487	99%	87	0
Stow	706	10,136	931	11,773	11,349	103%	424	0
Struthers [PT]	401	2,366	277	3,044	2,668	101%	376	115
Sylvania	407	6,135	1,350	7,892	7,536	101%	356	0
Tiffin	62	2,767	142	2,971	2,921	100%	50	1
Toledo	3,326	35,769	24,391	63,486	60,163	100%	3,323	123
Toledo (Housing)	0	0	0	0	0	-	0	0
Upper Sandusky	155	6,451	257	6,863	6,593	98%	270	0
Van Wert	135	4,751	13	4,899	4,713	99%	186	3
Vandalia	645	10,836	1,998	13,479	12,997	101%	482	1
Vermilion [PT]	110	3,295	456	3,861	3,768	100%	93	2
Wadsworth	319	6,371	15	6,705	6,426	101%	279	0
Warren	630	6,879	1,071	8,580	8,137	102%	443	117
Washington C. H.	249	3,426	311	3,986	3,860	103%	126	0
Wayne County	401	12,206	205	12,812	12,345	99%	467	0
Willoughby	1,008	7,464	39	8,511	7,422	99%	1,089	0
Xenia	428	7,720	789	8,937	8,470	100%	467	0
Youngstown	396	3,994	1,173	5,563	5,189	100%	374	11
Zanesville	828	2,676	168	3,672	3,586	126%	86	0
Statewide	113,982	1,137,339	197,606	1,448,927	1,332,436	100%	116,491	2,555

Municipal Courts
Other Traffic Terminations
2012

Court	Jury Trial	Court Trial	Guilty/No Contest to Original Charge Judge	Guilty/No Contest to Original Charge Magistrate	Guilty/No Contest to Reduced Charge	Dismissal: Lack of Speedy Trial	Other Dismissals	Violations Bureau	Transferred Out	Unavailability of Party	Bankruptcy Stay/Interlocutory Appeal	Other Terminations
Akron	1	3	1,744	5,068	1,069	0	1,004	9,124	26	788	2	386
Alliance	0	44	1,064	79	153	0	136	2,741	0	146	0	30
Ashland	0	54	1,446	255	21	0	69	8,021	0	529	0	0
Ashtabula	0	21	786	231	126	2	286	2,302	0	408	0	287
Athens County	0	12	1,145	0	105	0	251	7,981	0	581	0	191
Auglaize County	15	19	504	2	184	33	58	6,423	0	513	0	2
Avon Lake [PT]	0	3	549	0	4	0	37	211	0	103	0	8
Barberton	6	46	2,963	48	104	9	111	3,782	8	651	1	59
Bedford	1	171	2,202	1,145	355	31	310	3,756	2	738	0	23
Bellefontaine	0	42	821	0	19	0	43	4,989	1	255	0	0
Bellevue [PT]	0	4	296	0	38	3	17	1,645	0	60	0	2
Berea	0	77	931	558	71	8	206	4,059	0	243	0	584
Bowling Green	0	2	597	903	343	0	411	6,841	0	105	0	240
Brown County	0	12	401	0	105	1	121	5,471	0	669	0	16
Bryan	1	33	527	0	54	0	41	2,990	0	1,195	0	3,059
Cambridge	0	156	446	365	19	0	70	7,936	0	609	2	26
Campbell [PT]	1	0	592	0	172	1	134	863	0	0	0	0
Canton	0	65	2,307	3,166	184	0	293	7,085	2	480	0	0
Carroll County	0	7	347	0	33	0	29	1,101	0	52	0	0
Celina	0	7	623	0	64	0	21	2,421	0	62	0	1
Champaign County	0	1	708	0	12	0	128	1,599	0	11	0	3
Chardon	0	118	1,312	0	167	1	241	5,430	0	380	0	39
Chillicothe	1	3	1,810	0	269	0	273	7,003	6	1,086	0	0
Circleville	0	38	1,174	0	262	1	211	7,028	0	615	6	1
Clark County	0	24	254	4,167	62	0	268	8,790	0	1,100	0	22
Clermont County	0	35	3,436	0	527	0	613	13,425	9	4,849	0	11
Cleveland	14	592	14,644	10,734	5,801	0	15,278	17,597	1,498	37,994	1	1,249
Cleveland (Housing)	0	0	0	0	0	0	0	0	0	0	0	0
Cleveland Heights	34	425	1,960	1,101	29	15	89	10,922	0	3,643	0	3
Clinton County	1	29	532	0	288	0	207	6,833	0	901	1	64
Columbiana County	0	9	996	0	294	0	73	5,551	2	369	0	0
Conneaut	0	3	300	0	47	0	39	955	0	86	0	1
Coshocton	0	13	333	0	6	1	16	2,089	0	88	0	2
Crawford County	0	0	799	11	185	3	48	4,726	0	893	0	12
Darke County	1	156	451	5	0	1	48	1,948	0	221	0	14
Dayton	0	169	1,763	5,038	819	1	1,949	6,555	5	4,411	0	90
Defiance	0	6	882	0	165	6	62	4,144	0	878	0	1
Delaware	0	126	1,304	47	33	0	1,175	11,199	15	708	0	0
East Cleveland	1	76	3,277	4	567	43	760	82	1	2,252	0	2
East Liverpool	0	2	700	0	27	0	45	1,619	0	52	0	0
Eaton	1	2	332	0	326	0	81	3,894	0	714	0	19
Elyria	0	6	1,978	616	420	0	696	5,542	22	857	0	111
Erie County	0	22	634	0	12	3	74	6,316	4	914	0	1
Euclid	0	44	3,059	121	142	0	259	1,886	0	1,026	0	38

Municipal Courts
Other Traffic Terminations
2012

Court	Jury Trial	Court Trial	Guilty/No Contest to Original Charge Judge	Guilty/No Contest to Original Charge Magistrate	Guilty/No Contest to Reduced Charge	Dismissal: Lack of Speedy Trial	Other Dismissals	Violations Bureau	Transferred Out	Unavailability of Party	Bankruptcy Stay/Interlocutory Appeal	Other Terminations
Fairborn	1	47	1,777	402	345	2	107	7,959	0	893	0	2
Fairfield	7	37	962	0	7	1	44	1,173	0	210	0	49
Fairfield County	2	16	2,818	0	132	0	265	9,398	0	1,315	0	24
Findlay	0	14	1,111	183	67	0	130	7,407	4	434	0	1,162
Fostoria	0	18	331	0	18	0	16	963	0	59	0	1
Franklin [PT]	11	14	1,106	3	13	21	67	4,281	0	559	0	48
Franklin County	14	196	9,410	15,076	2,211	9	23,243	60,513	135	31,887	0	82
Franklin County (Env.)	0	0	238	0	2	0	83	1,183	0	251	0	5
Fremont	0	7	735	0	39	0	121	4,378	0	299	0	3
Gallipolis	1	11	405	0	655	1	153	4,895	0	1,075	0	13
Garfield Heights	1	65	2,167	1,376	487	3	243	5,520	4	2,442	0	6
Girard	0	0	704	1	292	0	673	3,977	1	628	0	14
Hamilton	0	104	1,210	1,932	62	0	189	2,925	0	1,845	0	38
Hamilton County	2	469	11,960	8,014	1,002	0	8,896	33,440	152	36,938	0	89
Hardin County [PT]	0	48	353	0	60	0	34	1,917	0	125	0	1
Hillsboro	1	0	389	0	43	0	88	1,585	0	130	1	37
Hocking County	2	0	204	0	46	18	141	2,417	0	329	0	1
Holmes County	0	15	163	1	1	1	12	1,660	0	68	0	5
Huron [PT]	1	8	349	0	58	0	46	1,497	0	169	0	0
Ironton	0	11	264	1,054	3	5	107	1,426	0	185	0	0
Jackson County	0	32	628	0	246	8	229	6,086	0	670	0	3
Kettering	0	77	1,928	0	624	0	145	9,149	1	428	0	622
Lakewood	0	311	1,672	0	255	0	365	3,521	0	1,001	0	116
Lawrence County [PT]	0	40	643	47	9	1	97	2,497	7	339	0	0
Lebanon [PT]	1	3	755	1	124	1	73	2,300	4	262	0	12
Licking County	1	150	1,446	0	53	0	794	10,141	6	1,784	0	36
Lima	1	36	1,801	347	73	0	420	6,313	18	0	0	3
Lorain	7	2	3,581	0	232	7	378	2,594	82	1,262	0	9
Lyndhurst	0	57	2,020	1,199	122	0	153	8,186	0	901	0	127
Madison County	0	215	297	657	78	0	62	9,177	0	1,106	0	2
Mansfield	0	10	843	1,325	10	0	554	9,387	20	1,475	0	702
Marietta	0	46	845	0	75	0	49	5,235	0	541	0	8
Marion	7	43	1,073	701	121	1	491	6,121	0	1,099	0	6
Marysville	0	88	557	1	54	1	308	5,049	0	414	0	1
Mason [PT]	0	98	832	0	177	0	98	4,735	11	393	0	4
Massillon	0	11	492	1,320	342	0	99	6,285	30	295	0	0
Maumee	3	3	950	0	319	0	269	6,138	0	595	0	6
Medina	3	50	512	803	142	0	106	5,209	0	291	0	6
Mentor	0	2	1,107	0	127	0	346	3,223	14	296	0	4
Miami County	7	22	996	613	613	92	406	8,470	3	768	0	27
Miamisburg	0	3	1,296	489	535	0	432	3,628	0	693	0	47
Middletown	0	53	2,925	0	127	0	3	3,058	52	805	0	381
Montgomery Co. [PT]	0	21	3,501	0	550	20	666	4,794	0	1,409	0	55
Morrow County	0	27	373	0	48	8	25	6,493	1	0	0	177

Municipal Courts
Other Traffic Terminations
2012

Court	Jury Trial	Court Trial	Guilty/No Contest to Original Charge Judge	Guilty/No Contest to Original Charge Magistrate	Guilty/No Contest to Reduced Charge	Dismissal: Lack of Speedy Trial	Other Dismissals	Violations Bureau	Transferred Out	Unavailability of Party	Bankruptcy Stay/Interlocutory Appeal	Other Terminations
Mount Vernon	0	89	716	0	16	0	94	3,947	0	60	0	276
Napoleon	1	10	388	0	29	0	32	1,762	0	105	0	4
New Philadelphia	0	25	503	518	7	0	63	6,826	0	577	0	6
Newton Falls	1	20	1,460	0	474	1	84	4,679	0	419	0	1
Niles	0	3	855	0	298	0	104	1,057	0	430	0	5
Norwalk	0	47	1,115	0	210	0	2	6,048	0	432	0	61
Oakwood [PT]	0	5	1,978	0	82	0	116	1,021	0	160	0	14
Oberlin	0	1	909	0	295	0	201	4,026	39	386	0	4
Oregon	0	0	1,323	0	165	0	138	832	0	859	0	4
Ottawa County	0	30	636	0	67	0	96	3,494	0	256	0	30
Painesville	0	8	992	268	5	0	317	5,539	1	260	0	9
Parma	0	64	1,479	4,294	156	1	667	9,928	0	1,068	0	403
Perrysburg	4	20	1,340	0	75	0	117	4,971	2	672	0	3
Portage Co. (Kent)	0	0	432	398	636	1	160	2,284	187	344	0	0
Portage Co. (Ravenna)	0	15	868	828	1,216	0	245	12,777	176	1,234	2	14
Portsmouth	0	5	1,377	0	96	0	267	7,037	15	1,356	0	10
Putnam County	0	12	288	0	40	1	114	1,072	0	32	0	0
Rocky River	0	29	983	2,677	1,322	0	343	15,622	115	2,055	0	3
Sandusky	0	77	1,714	0	150	0	390	3,691	0	479	0	7
Shaker Heights	0	23	3,270	0	52	0	161	4,977	2	953	0	0
Shelby [PT]	2	0	164	0	13	51	9	688	0	1	0	0
Sidney	0	26	763	0	81	0	56	3,660	0	374	0	2
South Euclid	7	6	1,050	4	126	13	162	2,654	0	559	0	8
Steubenville	0	117	559	0	0	0	15	611	7	181	0	0
Stow	0	156	2,981	22	272	0	399	6,278	2	989	0	250
Struthers [PT]	2	12	592	0	397	0	68	1,282	0	315	0	0
Sylvania	0	3	992	0	653	0	582	3,907	0	1,399	0	0
Tiffin	0	23	496	0	5	0	15	2,234	1	146	0	1
Toledo	0	46	5,932	9,348	4,188	0	6,327	7,852	41	25,808	0	290
Toledo (Housing)	0	0	0	0	0	0	0	0	0	0	0	0
Upper Sandusky	0	50	888	0	21	13	44	5,237	0	338	0	2
Van Wert	0	6	569	1	65	2	87	3,687	0	256	0	41
Vandalia	0	13	3,316	153	325	0	737	6,298	0	2,153	0	2
Vermilion [PT]	2	2	1,511	0	199	0	28	1,543	0	475	0	8
Wadsworth	1	41	770	0	75	0	106	5,058	0	327	0	48
Warren	0	2	2,249	0	206	1	626	3,843	32	1,124	0	42
Washington C. H.	0	8	544	0	90	0	32	2,827	0	347	0	8
Wayne County	0	205	546	668	2	0	92	10,279	0	549	4	0
Willoughby	0	39	2,647	0	0	0	176	4,505	18	16	0	21
Xenia	0	17	2,436	0	467	1	196	4,499	0	854	0	0
Youngstown	2	9	1,029	937	714	0	467	754	146	1,036	0	95
Zanesville	0	5	643	0	3	12	925	1,841	0	157	0	0
Statewide	173	6,426	183,961	89,325	37,575	460	82,367	702,305	2,930	218,444	20	12,203

Municipal Courts
Personal Injury and Property Damage Overall Caseloads
2012

Court	Cases Pending January 1	New Filings	Reactivations and Transfers	Total Cases	Total Terminations	Clearance Rate	Cases Pending December 31	Cases Pending Beyond Time Guidelines
Akron	54	232	32	318	229	87%	89	0
Alliance	1	3	0	4	3	100%	1	0
Ashland	7	9	2	18	12	109%	6	0
Ashtabula	11	17	1	29	13	72%	16	0
Athens County	6	13	0	19	9	69%	10	0
Auglaize County	2	7	0	9	7	100%	2	0
Avon Lake [PT]	4	10	0	14	6	60%	8	0
Barberton	17	32	5	54	43	116%	11	2
Bedford	13	7	1	21	15	188%	6	0
Bellefontaine	3	13	0	16	13	100%	3	0
Bellevue [PT]	2	6	1	9	9	129%	0	0
Berea	13	25	1	39	21	81%	18	0
Bowling Green	0	16	0	16	12	75%	4	0
Brown County	7	18	0	25	15	83%	10	0
Bryan	5	11	0	16	15	136%	1	0
Cambridge	10	12	0	22	14	117%	8	0
Campbell [PT]	4	1	0	5	5	500%	0	0
Canton	26	109	1	136	98	89%	38	0
Carroll County	0	8	0	8	7	88%	1	0
Celina	5	13	1	19	14	100%	5	0
Champaign County	13	7	1	21	11	138%	10	0
Chardon	13	28	2	43	34	113%	9	0
Chillicothe	42	33	0	75	32	97%	43	0
Circleville	15	13	1	29	21	150%	8	0
Clark County	67	126	1	194	136	107%	58	0
Clermont County	33	87	4	124	82	90%	42	0
Cleveland	127	193	14	334	209	101%	125	3
Cleveland (Housing)	0	0	0	0	0	-	0	0
Cleveland Heights	14	11	0	25	12	109%	13	7
Clinton County	6	12	0	18	13	108%	5	0
Columbiana County	8	22	0	30	18	82%	12	0
Conneaut	1	6	0	7	6	100%	1	0
Coshocton	7	15	1	23	18	113%	5	0
Crawford County	5	17	1	23	19	106%	4	0
Darke County	9	19	0	28	18	95%	10	0
Dayton	1,356	185	0	1,541	143	77%	1,398	0
Defiance	3	12	0	15	7	58%	8	0
Delaware	13	38	6	57	44	100%	13	0
East Cleveland	0	0	0	0	0	-	0	0
East Liverpool	4	9	1	14	8	80%	6	1
Eaton	9	7	0	16	13	186%	3	0
Elyria	135	245	35	415	241	86%	174	1
Erie County	0	1	0	1	1	100%	0	0
Euclid	9	18	0	27	16	89%	11	0

Municipal Courts
Personal Injury and Property Damage Overall Caseloads
2012

Court	Cases Pending January 1	New Filings	Reactivations and Transfers	Total Cases	Total Terminations	Clearance Rate	Cases Pending December 31	Cases Pending Beyond Time Guidelines
Fairborn	12	39	0	51	37	95%	14	0
Fairfield	14	19	0	33	25	132%	8	0
Fairfield County	19	50	0	69	52	104%	17	0
Findlay	15	20	3	38	24	104%	14	0
Fostoria	5	0	0	5	4	-	1	0
Franklin [PT]	4	12	0	16	10	83%	6	0
Franklin County	460	1,089	39	1,588	1,011	90%	577	0
Franklin County (Env.)	0	0	0	0	0	-	0	0
Fremont	5	15	0	20	17	113%	3	0
Gallipolis	4	12	0	16	9	75%	7	0
Garfield Heights	8	11	7	26	21	117%	5	0
Girard	6	18	0	24	16	89%	8	0
Hamilton	30	72	8	110	69	86%	41	1
Hamilton County	368	723	28	1,119	712	95%	407	0
Hardin County [PT]	0	7	0	7	3	43%	4	0
Hillsboro	4	11	0	15	11	100%	4	0
Hocking County	3	9	0	12	11	122%	1	0
Holmes County	0	0	0	0	0	-	0	0
Huron [PT]	0	1	0	1	1	100%	0	0
Ironton	7	6	0	13	10	167%	3	0
Jackson County	2	11	0	13	7	64%	6	1
Kettering	18	46	1	65	46	98%	19	0
Lakewood	12	8	1	21	17	189%	4	0
Lawrence County [PT]	5	13	0	18	12	92%	6	0
Lebanon [PT]	6	12	1	19	15	115%	4	0
Licking County	27	75	7	109	75	91%	34	0
Lima	21	55	1	77	68	121%	9	0
Lorain	16	33	2	51	37	106%	14	0
Lyndhurst	15	13	1	29	13	93%	16	0
Madison County	6	16	0	22	17	106%	5	0
Mansfield	69	56	5	130	64	105%	66	0
Marietta	0	0	0	0	0	-	0	0
Marion	14	45	3	62	48	100%	14	0
Marysville	6	11	0	17	9	82%	8	0
Mason [PT]	5	14	3	22	17	100%	5	0
Massillon	22	76	0	98	60	79%	38	0
Maumee	9	24	0	33	19	79%	14	0
Medina	10	28	1	39	27	93%	12	0
Mentor	16	30	1	47	36	116%	11	0
Miami County	20	58	19	97	75	97%	22	0
Miamisburg	13	55	0	68	43	78%	25	0
Middletown	24	39	0	63	40	103%	23	0
Montgomery Co. [PT]	12	32	7	51	42	108%	9	0
Morrow County	19	13	0	32	10	77%	22	0

Municipal Courts
Personal Injury and Property Damage Overall Caseloads
2012

Court	Cases Pending January 1	New Filings	Reactivations and Transfers	Total Cases	Total Terminations	Clearance Rate	Cases Pending December 31	Cases Pending Beyond Time Guidelines
Mount Vernon	3	23	1	27	21	88%	6	0
Napoleon	2	7	1	10	8	100%	2	0
New Philadelphia	11	20	1	32	18	86%	14	0
Newton Falls	6	12	1	19	15	115%	4	0
Niles	12	17	0	29	20	118%	9	0
Norwalk	1	7	1	9	6	75%	3	0
Oakwood [PT]	0	0	0	0	0	-	0	0
Oberlin	4	8	1	13	8	89%	5	0
Oregon	10	14	5	29	23	121%	6	0
Ottawa County	2	14	0	16	10	71%	6	0
Painesville	11	31	3	45	29	85%	16	0
Parma	13	42	2	57	41	93%	16	0
Perrysburg	18	16	1	35	22	129%	13	0
Portage Co. (Kent)	3	6	3	12	7	78%	5	0
Portage Co. (Ravenna)	14	25	3	42	33	118%	9	0
Portsmouth	20	26	14	60	47	118%	13	0
Putnam County	0	0	0	0	0	-	0	0
Rocky River	2	14	0	16	12	86%	4	0
Sandusky	12	26	1	39	24	89%	15	1
Shaker Heights	13	19	2	34	24	114%	10	0
Shelby [PT]	0	0	0	0	0	-	0	0
Sidney	6	24	5	35	24	83%	11	0
South Euclid	1	9	1	11	3	30%	8	0
Steubenville	1	1	0	2	0	0%	2	0
Stow	22	70	8	100	72	92%	28	0
Struthers [PT]	6	2	0	8	7	350%	1	0
Sylvania	21	52	5	78	40	70%	38	0
Tiffin	0	0	0	0	0	-	0	0
Toledo	173	308	42	523	353	101%	170	0
Toledo (Housing)	3	0	0	3	2	-	1	0
Upper Sandusky	2	7	0	9	6	86%	3	0
Van Wert	4	8	0	12	11	138%	1	0
Vandalia	15	33	0	48	29	88%	19	0
Vermilion [PT]	0	2	0	2	1	50%	1	0
Wadsworth	6	8	0	14	10	125%	4	0
Warren	21	45	2	68	37	79%	31	1
Washington C. H.	7	7	0	14	10	143%	4	0
Wayne County	7	18	0	25	11	61%	14	0
Willoughby	20	32	3	55	34	97%	21	0
Xenia	11	33	0	44	26	79%	18	0
Youngstown	21	66	5	92	47	66%	45	1
Zanesville	23	33	2	58	44	126%	14	0
Statewide	3,937	5,628	363	9,928	5,637	94%	4,291	19

Municipal Courts
Personal Injury and Property Damage Terminations
2012

Court	Jury Trial	Court Trial	Default Hearing by Judge	Default Hearing by Magistrate	Dismissal: Want of Prosecution	Other Dismissals	Transferred Out	Private Judge	Unavailability of Party	Bankruptcy Stay/Interlocutory Appeal	Other Terminations
Akron	0	1	148	0	2	52	13	0	0	1	11
Alliance	0	0	1	0	0	1	1	0	0	0	0
Ashland	0	1	5	0	0	6	0	0	0	0	0
Ashtabula	1	0	9	0	0	3	0	0	0	0	0
Athens County	0	0	7	0	0	1	0	0	0	0	1
Auglaize County	0	0	4	0	0	3	0	0	0	0	0
Avon Lake [PT]	0	0	4	0	0	2	0	0	0	0	0
Barberton	0	3	21	0	0	18	0	0	0	0	1
Bedford	0	0	7	0	0	7	0	0	0	0	1
Bellefontaine	0	0	10	0	1	1	0	0	0	0	0
Bellevue [PT]	0	2	4	0	0	2	0	0	1	0	0
Berea	0	2	10	0	0	8	0	0	0	0	1
Bowling Green	0	0	8	0	1	1	0	0	0	0	2
Brown County	0	0	13	0	0	2	0	0	0	0	0
Bryan	0	1	5	0	0	5	0	0	0	2	2
Cambridge	0	2	7	0	0	4	0	0	0	0	1
Campbell [PT]	0	1	0	0	0	4	0	0	0	0	0
Canton	0	2	54	0	4	31	1	0	0	0	7
Carroll County	0	0	3	0	0	3	0	0	0	0	1
Celina	0	2	7	0	0	5	0	0	0	0	0
Champaign County	0	0	7	0	0	4	0	0	0	0	0
Chardon	0	3	12	0	0	16	0	0	0	0	3
Chillicothe	0	0	15	7	0	6	0	0	0	1	3
Circleville	0	0	13	0	0	8	0	0	0	0	0
Clark County	0	5	92	3	4	30	0	0	0	0	2
Clermont County	1	0	53	1	0	27	0	0	0	0	0
Cleveland	3	0	7	54	2	66	2	0	0	6	69
Cleveland (Housing)	0	0	0	0	0	0	0	0	0	0	0
Cleveland Heights	0	1	4	0	1	6	0	0	0	0	0
Clinton County	0	1	4	2	0	6	0	0	0	0	0
Columbiana County	0	1	15	0	0	1	0	0	0	0	1
Conneaut	0	0	6	0	0	0	0	0	0	0	0
Coshocton	0	1	10	0	0	6	0	0	0	0	1
Crawford County	0	0	17	0	0	2	0	0	0	0	0
Darke County	1	2	11	0	0	4	0	0	0	0	0
Dayton	0	1	101	0	8	20	2	0	0	0	6
Defiance	0	0	3	0	0	2	0	0	0	0	2
Delaware	0	1	5	21	3	8	1	0	2	0	3
East Cleveland	0	0	0	0	0	0	0	0	0	0	0
East Liverpool	0	0	6	0	0	0	0	0	0	1	1
Eaton	0	0	7	0	0	6	0	0	0	0	0
Elyria	0	0	0	151	11	41	0	0	0	3	35
Erie County	0	0	1	0	0	0	0	0	0	0	0
Euclid	0	0	12	0	0	4	0	0	0	0	0

Municipal Courts
Personal Injury and Property Damage Terminations
2012

Court	Jury Trial	Court Trial	Default Hearing by Judge	Default Hearing by Magistrate	Dismissal: Want of Prosecution	Other Dismissals	Transferred Out	Private Judge	Unavailability of Party	Bankruptcy Stay/Interlocutory Appeal	Other Terminations
Fairborn	0	0	16	0	2	17	0	0	0	1	1
Fairfield	0	0	1	9	0	8	1	0	0	1	5
Fairfield County	0	1	37	1	0	12	0	0	0	1	0
Findlay	0	0	9	0	2	12	0	0	0	0	1
Fostoria	0	0	2	0	0	2	0	0	0	0	0
Franklin [PT]	0	0	8	0	0	2	0	0	0	0	0
Franklin County	1	2	558	5	79	263	2	0	2	6	92
Franklin County (Env.)	0	0	0	0	0	0	0	0	0	0	0
Fremont	0	0	10	0	0	6	0	0	0	0	1
Gallipolis	0	0	7	0	0	2	0	0	0	0	0
Garfield Heights	0	0	0	0	2	9	1	0	0	0	9
Girard	0	2	10	0	0	4	0	0	0	0	0
Hamilton	0	0	40	1	1	19	0	0	0	0	6
Hamilton County	0	3	637	0	47	0	5	0	0	2	9
Hardin County [PT]	0	0	3	0	0	0	0	0	0	0	0
Hillsboro	0	0	10	0	0	1	0	0	0	0	0
Hocking County	0	0	11	0	0	0	0	0	0	0	0
Holmes County	0	0	0	0	0	0	0	0	0	0	0
Huron [PT]	0	0	1	0	0	0	0	0	0	0	0
Ironton	0	0	0	7	0	2	0	0	0	1	0
Jackson County	0	0	6	0	0	1	0	0	0	0	0
Kettering	0	0	31	0	2	9	1	0	0	2	0
Lakewood	0	0	3	0	0	11	0	0	0	0	3
Lawrence County [PT]	0	0	11	0	0	1	0	0	0	0	0
Lebanon [PT]	0	1	9	0	0	4	0	0	0	0	0
Licking County	0	1	50	0	5	10	2	0	0	0	7
Lima	0	1	41	0	0	17	1	0	0	0	5
Lorain	1	0	20	3	0	10	0	0	1	0	3
Lyndhurst	0	0	7	0	0	6	0	0	0	0	0
Madison County	0	0	11	0	0	6	0	0	0	0	0
Mansfield	0	2	0	35	0	21	0	0	0	0	6
Marietta	0	0	0	0	0	0	0	0	0	0	0
Marion	0	0	19	14	0	12	0	0	0	0	3
Marysville	0	0	5	0	0	4	0	0	0	0	0
Mason [PT]	0	0	9	0	0	6	0	0	0	0	1
Massillon	0	1	35	0	2	21	1	0	0	0	0
Maumee	0	0	10	0	2	7	0	0	0	0	0
Medina	0	0	17	4	0	5	0	0	0	0	0
Mentor	0	2	9	0	4	18	1	0	0	1	1
Miami County	0	0	32	7	0	13	0	0	0	2	20
Miamisburg	0	0	24	0	6	10	0	0	0	0	3
Middletown	0	3	0	31	3	3	0	0	0	0	0
Montgomery Co. [PT]	0	0	33	0	3	4	1	0	0	0	1
Morrow County	0	0	0	9	0	1	0	0	0	0	0

Municipal Courts
Personal Injury and Property Damage Terminations
2012

Court	Jury Trial	Court Trial	Default Hearing by Judge	Default Hearing by Magistrate	Dismissal: Want of Prosecution	Other Dismissals	Transferred Out	Private Judge	Unavailability of Party	Bankruptcy Stay/Interlocutory Appeal	Other Terminations
Mount Vernon	0	1	17	0	0	2	0	0	0	0	0
Napoleon	0	0	8	0	0	0	0	0	0	0	0
New Philadelphia	0	1	10	0	0	6	0	0	0	1	0
Newton Falls	0	3	11	0	0	1	0	0	0	0	0
Niles	0	1	14	0	0	4	0	0	0	0	1
Norwalk	0	0	4	0	0	2	0	0	0	0	0
Oakwood [PT]	0	0	0	0	0	0	0	0	0	0	0
Oberlin	0	0	4	0	1	1	0	0	0	1	1
Oregon	0	0	12	0	1	8	0	0	0	1	1
Ottawa County	0	1	5	0	0	4	0	0	0	0	0
Painesville	0	0	16	0	1	10	0	0	0	0	3
Parma	1	0	15	0	0	21	1	0	0	1	2
Perrysburg	0	2	10	1	0	9	0	0	0	0	0
Portage Co. (Kent)	0	0	3	0	0	1	1	0	0	0	2
Portage Co. (Ravenna)	0	0	16	4	2	6	1	0	0	0	3
Portsmouth	0	13	17	0	0	2	0	0	13	1	1
Putnam County	0	0	0	0	0	0	0	0	0	0	0
Rocky River	0	1	6	0	1	4	0	0	0	0	0
Sandusky	0	0	16	0	1	7	0	0	0	0	0
Shaker Heights	0	0	9	0	0	12	0	0	3	0	0
Shelby [PT]	0	0	0	0	0	0	0	0	0	0	0
Sidney	0	0	13	0	1	4	0	0	0	0	0
South Euclid	0	0	1	0	0	1	0	0	0	0	1
Steubenville	0	0	0	0	0	0	0	0	0	0	0
Stow	0	5	30	0	1	29	1	0	0	0	6
Struthers [PT]	0	0	4	0	0	2	0	0	0	0	1
Sylvania	0	0	22	0	0	16	0	0	1	1	0
Tiffin	0	0	0	0	0	0	0	0	0	0	0
Toledo	1	2	174	4	10	140	0	0	10	12	69
Toledo (Housing)	0	0	0	0	0	2	0	0	0	0	1
Upper Sandusky	0	0	4	0	0	0	0	0	0	0	2
Van Wert	0	0	9	0	0	2	0	0	0	0	0
Vandalia	0	0	1	22	0	5	0	0	1	0	0
Vermilion [PT]	0	0	0	0	0	1	0	0	0	0	0
Wadsworth	0	0	6	0	0	4	0	0	0	0	0
Warren	0	4	0	18	0	11	2	0	0	0	1
Washington C. H.	0	1	9	0	0	0	0	0	0	0	0
Wayne County	0	0	5	0	0	4	0	0	0	0	2
Willoughby	0	1	15	0	14	1	1	0	0	1	1
Xenia	0	0	17	0	0	8	0	0	0	0	1
Youngstown	0	0	30	0	0	12	2	0	0	0	3
Zanesville	0	0	20	0	0	10	0	0	1	0	13
Statewide	10	88	3,023	414	230	1,333	45	0	35	50	446

Municipal Courts
Contracts Overall Caseloads
2012

Court	Cases Pending January 1	New Filings	Reactivations and Transfers	Total Cases	Total Terminations	Clearance Rate	Cases Pending December 31	Cases Pending Beyond Time Guidelines
Akron	1,604	6,937	290	8,831	6,850	95%	1,981	1
Alliance	304	1,071	8	1,383	1,162	108%	221	0
Ashland	249	1,117	35	1,401	1,039	90%	362	0
Ashtabula	207	660	12	879	728	108%	151	2
Athens County	494	558	14	1,066	770	135%	296	1
Auglaize County	163	863	5	1,031	838	97%	193	0
Avon Lake [PT]	168	412	3	583	417	100%	166	0
Barberton	612	1,610	97	2,319	1,773	104%	546	21
Bedford	847	2,471	121	3,439	2,305	89%	1,134	0
Bellefontaine	195	862	6	1,063	866	100%	197	0
Bellevue [PT]	125	379	4	508	385	101%	123	2
Berea	842	1,854	16	2,712	1,948	104%	764	0
Bowling Green	296	1,120	5	1,421	1,072	95%	349	0
Brown County	338	468	18	824	651	134%	173	0
Bryan	240	939	20	1,199	998	104%	201	0
Cambridge	166	709	1	876	680	96%	196	0
Campbell [PT]	40	111	0	151	108	97%	43	1
Canton	1,107	4,637	8	5,752	4,779	103%	973	12
Carroll County	61	267	5	333	263	97%	70	0
Celina	108	582	1	691	540	93%	151	1
Champaign County	321	632	1	954	643	102%	311	0
Chardon	250	937	49	1,236	936	95%	300	4
Chillicothe	535	1,158	28	1,721	1,200	101%	521	0
Circleville	238	1,053	34	1,325	1,048	96%	277	4
Clark County	1,116	2,483	29	3,628	2,381	95%	1,247	0
Clermont County	727	2,055	25	2,807	2,214	106%	593	5
Cleveland	2,676	5,237	148	8,061	5,266	98%	2,795	146
Cleveland (Housing)	0	0	0	0	0	-	0	0
Cleveland Heights	168	305	0	473	295	97%	178	10
Clinton County	237	650	24	911	667	99%	244	36
Columbiana County	476	2,051	48	2,575	2,059	98%	516	4
Conneaut	36	168	1	205	174	103%	31	0
Coshocton	58	364	5	427	341	92%	86	0
Crawford County	387	1,278	4	1,669	1,348	105%	321	3
Darke County	287	877	1	1,165	936	107%	229	1
Dayton	454	4,014	9	4,477	3,799	94%	678	0
Defiance	157	638	3	798	634	99%	164	0
Delaware	526	1,701	103	2,330	1,856	103%	474	2
East Cleveland	235	111	0	346	47	42%	299	0
East Liverpool	138	347	9	494	385	108%	109	16
Eaton	236	489	12	737	581	116%	156	4
Elyria	709	1,258	41	2,008	1,333	103%	675	14
Erie County	33	140	0	173	135	96%	38	0
Euclid	608	1,735	1	2,344	1,676	97%	668	0

Municipal Courts
Contracts Overall Caseloads
2012

Court	Cases Pending January 1	New Filings	Reactivations and Transfers	Total Cases	Total Terminations	Clearance Rate	Cases Pending December 31	Cases Pending Beyond Time Guidelines
Fairborn	316	976	6	1,298	995	101%	303	0
Fairfield	448	600	7	1,055	716	118%	339	43
Fairfield County	871	2,596	2	3,469	2,651	102%	818	8
Findlay	398	2,117	44	2,559	2,145	99%	414	0
Fostoria	103	524	0	627	523	100%	104	2
Franklin [PT]	115	249	25	389	280	102%	109	8
Franklin County	8,109	19,691	437	28,237	20,368	101%	7,869	194
Franklin County (Env.)	0	0	0	0	0	-	0	0
Fremont	148	635	6	789	665	104%	124	0
Gallipolis	161	503	3	667	526	104%	141	2
Garfield Heights	408	1,494	50	1,952	1,554	101%	398	0
Girard	183	657	4	844	636	96%	208	3
Hamilton	406	1,040	58	1,504	1,048	95%	456	10
Hamilton County	5,123	13,601	171	18,895	13,856	101%	5,039	0
Hardin County [PT]	124	518	0	642	529	102%	113	1
Hillsboro	110	397	22	529	386	92%	143	1
Hocking County	134	502	0	636	476	95%	160	2
Holmes County	98	354	0	452	348	98%	104	42
Huron [PT]	40	134	0	174	135	101%	39	0
Ironton	112	307	0	419	312	102%	107	0
Jackson County	2	1	0	3	1	100%	2	1
Kettering	402	1,055	9	1,466	1,034	97%	432	9
Lakewood	184	779	27	990	795	99%	195	0
Lawrence County [PT]	165	476	13	654	470	96%	184	9
Lebanon [PT]	109	320	1	430	322	100%	108	1
Licking County	640	1,995	40	2,675	2,112	104%	563	0
Lima	1,261	3,218	36	4,515	3,487	107%	1,028	68
Lorain	534	1,415	7	1,956	1,413	99%	543	6
Lyndhurst	557	1,179	30	1,766	1,129	93%	637	0
Madison County	159	582	2	743	579	99%	164	0
Mansfield	391	656	16	1,063	661	98%	402	2
Marietta	239	688	0	927	725	105%	202	1
Marion	264	786	19	1,069	780	97%	289	0
Marysville	210	706	5	921	729	103%	192	0
Mason [PT]	312	655	57	1,024	733	103%	291	0
Massillon	569	1,834	7	2,410	1,865	101%	545	4
Maumee	170	725	3	898	707	97%	191	2
Medina	432	1,596	11	2,039	1,405	87%	634	0
Mentor	269	966	18	1,253	944	96%	309	0
Miami County	666	1,886	852	3,404	2,686	98%	718	40
Miamisburg	63	594	3	660	347	58%	313	0
Middletown	569	1,391	61	2,021	1,492	103%	529	11
Montgomery Co. [PT]	527	1,441	39	2,007	1,483	100%	524	0
Morrow County	467	347	0	814	358	103%	456	0

Municipal Courts
Contracts Overall Caseloads
2012

Court	Cases Pending January 1	New Filings	Reactivations and Transfers	Total Cases	Total Terminations	Clearance Rate	Cases Pending December 31	Cases Pending Beyond Time Guidelines
Mount Vernon	165	608	7	780	595	97%	185	0
Napoleon	101	427	3	531	448	104%	83	0
New Philadelphia	119	511	25	655	383	71%	272	7
Newton Falls	50	136	0	186	133	98%	53	0
Niles	190	719	12	921	714	98%	207	0
Norwalk	303	1,239	31	1,573	1,303	103%	270	0
Oakwood [PT]	0	0	0	0	0	-	0	0
Oberlin	162	688	5	855	641	92%	214	0
Oregon	108	470	37	615	513	101%	102	0
Ottawa County	132	495	15	642	517	101%	125	1
Painesville	466	1,303	115	1,884	1,514	107%	370	0
Parma	1,073	2,568	24	3,665	2,523	97%	1,142	0
Perrysburg	663	1,201	6	1,870	1,144	95%	726	0
Portage Co. (Kent)	227	651	95	973	765	103%	208	2
Portage Co. (Ravenna)	522	2,008	205	2,735	2,135	96%	600	0
Portsmouth	390	1,202	282	1,874	1,450	98%	424	2
Putnam County	87	412	1	500	425	103%	75	0
Rocky River	420	1,352	29	1,801	1,367	99%	434	0
Sandusky	458	1,636	4	2,098	1,556	95%	542	52
Shaker Heights	231	648	2	881	592	91%	289	0
Shelby [PT]	7	172	1	180	172	99%	8	7
Sidney	260	1,223	89	1,572	1,275	97%	297	0
South Euclid	104	376	12	492	305	79%	187	10
Steubenville	0	0	0	0	0	-	0	0
Stow	839	2,665	8	3,512	2,629	98%	883	1
Struthers [PT]	320	731	0	1,051	710	97%	341	128
Sylvania	460	1,030	29	1,519	999	94%	520	0
Tiffin	138	769	5	912	735	95%	177	1
Toledo	3,731	11,176	619	15,526	11,549	98%	3,977	9
Toledo (Housing)	6	4	0	10	7	175%	3	0
Upper Sandusky	20	70	0	90	80	114%	10	0
Van Wert	146	594	0	740	579	97%	161	4
Vandalia	301	940	3	1,244	929	99%	315	0
Vermilion [PT]	90	358	3	451	324	90%	127	0
Wadsworth	100	341	5	446	307	89%	139	0
Warren	499	1,715	34	2,248	1,550	89%	698	82
Washington C. H.	142	469	1	612	472	100%	140	0
Wayne County	366	1,664	7	2,037	1,539	92%	498	1
Willoughby	624	1,627	14	2,265	1,629	99%	636	0
Xenia	285	894	18	1,197	898	98%	299	0
Youngstown	579	1,831	32	2,442	1,626	87%	816	20
Zanesville	4	2	0	6	6	300%	0	0
Statewide	60,230	176,419	5,113	241,762	179,570	99%	62,192	1,087

Municipal Courts
Contracts Terminations
2012

Court	Jury Trial	Court Trial	Default Hearing by Judge	Default Hearing by Magistrate	Dismissal: Want of Prosecution	Other Dismissals	Transferred Out	Private Judge	Unavailability of Party	Bankruptcy Stay/Interlocutory Appeal	Other Terminations
Akron	1	11	4,742	0	337	1,376	79	0	6	196	96
Alliance	0	1	820	0	34	196	7	0	0	18	86
Ashland	0	6	807	0	17	187	0	0	3	18	1
Ashtabula	0	2	531	0	0	154	0	0	0	39	2
Athens County	0	12	435	0	73	102	1	0	0	11	128
Auglaize County	0	0	691	0	0	129	0	0	1	13	3
Avon Lake [PT]	0	33	240	0	0	138	0	0	0	0	6
Barberton	0	58	1,256	1	0	386	0	0	1	58	12
Bedford	0	0	1,704	0	30	509	3	0	0	60	3
Bellefontaine	0	0	725	0	36	84	0	0	0	12	0
Bellevue [PT]	0	23	309	0	2	40	0	0	9	2	0
Berea	0	98	1,217	0	26	433	3	0	0	53	111
Bowling Green	0	2	780	0	24	135	1	0	0	12	117
Brown County	0	1	494	0	1	135	0	0	0	15	5
Bryan	0	3	689	0	44	152	0	0	0	15	95
Cambridge	0	1	418	3	0	180	0	0	1	7	70
Campbell [PT]	0	7	77	0	1	20	1	0	0	2	0
Canton	0	30	3,532	31	149	728	7	0	0	101	205
Carroll County	0	0	158	0	0	68	0	0	0	9	28
Celina	0	17	399	0	11	102	0	0	0	10	0
Champaign County	0	1	389	1	9	117	2	0	0	13	110
Chardon	0	12	451	0	53	247	0	0	0	24	146
Chillicothe	0	6	621	54	0	313	2	1	0	32	171
Circleville	2	45	735	4	0	225	0	0	3	32	2
Clark County	0	49	1,795	47	104	321	0	0	1	56	7
Clermont County	0	55	1,405	63	45	575	1	0	0	65	1
Cleveland	0	5	203	1,685	89	880	2	0	0	111	2,291
Cleveland (Housing)	0	0	0	0	0	0	0	0	0	0	0
Cleveland Heights	0	4	161	17	21	89	1	0	0	1	1
Clinton County	0	32	272	205	0	151	0	0	0	7	0
Columbiana County	0	4	1,474	0	106	380	3	0	1	0	85
Conneaut	0	3	108	0	2	60	0	0	0	1	0
Coshocton	0	0	265	0	3	54	0	0	0	6	13
Crawford County	1	57	1,070	0	0	203	1	0	0	14	2
Darke County	1	23	758	0	0	127	0	0	2	18	3
Dayton	0	5	2,778	6	255	437	35	0	0	69	243
Defiance	0	43	432	0	41	101	0	0	0	10	7
Delaware	0	22	142	842	180	396	5	0	0	52	209
East Cleveland	0	0	36	0	0	9	0	0	0	0	2
East Liverpool	0	11	289	0	0	78	1	0	0	15	5
Eaton	0	0	385	0	2	170	0	0	0	21	2
Elyria	0	0	0	786	54	248	0	0	0	46	199
Erie County	0	9	89	0	0	30	2	0	0	4	1
Euclid	0	0	1,306	0	84	245	1	0	0	38	2

Municipal Courts
Contracts Terminations
2012

Court	Jury Trial	Court Trial	Default Hearing by Judge	Default Hearing by Magistrate	Dismissal: Want of Prosecution	Other Dismissals	Transferred Out	Private Judge	Unavailability of Party	Bankruptcy Stay/Interlocutory Appeal	Other Terminations
Fairborn	0	0	597	44	70	149	2	2	0	21	109
Fairfield	9	3	85	152	111	236	0	3	0	24	87
Fairfield County	1	139	1,937	1	0	508	1	0	0	61	3
Findlay	1	7	1,465	0	67	541	2	0	0	29	31
Fostoria	0	3	399	0	10	82	0	0	0	10	18
Franklin [PT]	0	0	218	0	0	54	0	0	0	3	5
Franklin County	4	22	12,803	84	1,774	3,475	42	0	7	636	1,525
Franklin County (Env.)	0	0	0	0	0	0	0	0	0	0	0
Fremont	0	5	513	0	38	84	0	0	0	14	11
Gallipolis	1	2	416	0	15	82	0	0	2	5	3
Garfield Heights	0	6	30	3	68	293	6	0	3	37	1,107
Girard	0	1	477	2	14	87	0	0	0	22	33
Hamilton	0	1	481	7	94	158	1	1	0	38	249
Hamilton County	0	29	12,579	1	1,114	0	25	0	0	43	24
Hardin County [PT]	0	12	395	0	24	89	3	0	0	6	1
Hillsboro	1	0	261	0	0	105	0	0	0	17	1
Hocking County	2	0	374	0	2	77	2	0	0	19	0
Holmes County	0	2	294	0	0	45	0	0	0	7	0
Huron [PT]	0	0	105	0	3	22	0	0	0	5	0
Ironton	0	7	39	171	2	90	0	0	0	1	2
Jackson County	0	0	0	0	0	0	0	0	0	0	1
Kettering	0	19	638	0	84	190	7	0	0	73	23
Lakewood	0	0	480	0	3	222	0	0	0	22	68
Lawrence County [PT]	2	0	368	0	0	77	3	0	0	20	0
Lebanon [PT]	13	8	209	1	2	73	0	0	1	7	8
Licking County	0	0	1,085	0	219	345	1	2	0	84	374
Lima	0	14	2,528	41	46	632	5	0	5	59	142
Lorain	9	10	491	188	16	338	1	1	1	38	318
Lyndhurst	0	0	734	0	56	310	1	0	1	24	4
Madison County	0	5	334	13	0	197	0	0	8	22	0
Mansfield	0	0	5	366	3	111	1	0	4	0	171
Marietta	0	59	514	0	0	149	0	0	0	0	3
Marion	0	1	267	256	0	165	1	1	1	16	72
Marysville	1	0	589	0	0	137	0	0	2	0	0
Mason [PT]	0	5	428	1	49	161	1	0	0	30	18
Massillon	0	0	1,373	6	41	360	0	0	0	81	4
Maumee	0	1	434	0	23	215	1	0	0	18	15
Medina	0	0	898	99	47	301	0	0	0	58	1
Mentor	1	16	444	3	81	335	3	0	0	32	28
Miami County	5	0	1,039	132	0	399	10	13	8	169	895
Miamisburg	0	3	244	3	9	51	2	0	0	10	25
Middletown	0	99	0	1,017	93	234	2	0	0	33	0
Montgomery Co. [PT]	0	26	965	0	48	301	1	0	0	55	87
Morrow County	0	0	0	289	3	59	0	0	0	0	6

Municipal Courts
Contracts Terminations
2012

Court	Jury Trial	Court Trial	Default Hearing by Judge	Default Hearing by Magistrate	Dismissal: Want of Prosecution	Other Dismissals	Transferred Out	Private Judge	Unavailability of Party	Bankruptcy Stay/Interlocutory Appeal	Other Terminations
Mount Vernon	0	23	379	0	31	130	1	0	6	17	6
Napoleon	1	0	353	0	1	85	0	0	0	7	1
New Philadelphia	0	15	190	20	0	126	0	0	0	27	5
Newton Falls	1	15	83	0	5	28	0	0	0	0	1
Niles	1	4	524	0	1	61	1	0	0	23	99
Norwalk	0	31	1,001	0	40	193	4	0	0	34	0
Oakwood [PT]	0	0	0	0	0	0	0	0	0	0	0
Oberlin	0	0	408	0	23	109	0	0	0	10	91
Oregon	0	0	346	0	9	109	1	0	0	7	41
Ottawa County	0	10	279	0	33	171	1	0	0	4	19
Painesville	0	21	767	5	85	389	9	0	1	38	178
Parma	0	3	1,333	0	23	912	4	0	1	89	161
Perrysburg	3	42	758	11	7	254	3	0	0	8	58
Portage Co. (Kent)	0	9	458	16	48	111	44	0	0	21	56
Portage Co. (Ravenna)	0	11	1,193	90	138	439	49	0	0	58	153
Portsmouth	0	80	779	4	38	132	1	0	290	12	114
Putnam County	2	0	306	0	0	93	0	0	0	0	23
Rocky River	0	25	773	17	158	337	13	0	0	43	0
Sandusky	0	8	1,291	0	50	192	1	0	0	10	4
Shaker Heights	0	0	366	0	24	170	14	0	10	5	0
Shelby [PT]	0	0	171	0	0	1	0	0	0	0	0
Sidney	0	3	887	0	111	174	0	0	0	14	2
South Euclid	5	11	202	7	17	41	0	0	0	10	9
Steubenville	0	0	0	0	0	0	0	0	0	0	1
Stow	0	239	1,684	3	141	444	5	0	0	31	82
Struthers [PT]	0	5	530	0	0	130	0	0	0	14	31
Sylvania	0	14	678	0	0	279	0	0	7	20	1
Tiffin	0	3	479	0	14	118	2	2	0	7	109
Toledo	0	10	8,012	2	336	2,491	6	0	21	174	521
Toledo (Housing)	0	0	4	0	0	3	0	0	0	0	4
Upper Sandusky	0	0	50	0	11	4	0	0	0	2	13
Van Wert	0	1	454	0	0	115	0	0	0	9	0
Vandalia	0	0	20	628	40	186	0	0	0	37	18
Vermilion [PT]	0	7	172	0	21	75	1	0	0	8	40
Wadsworth	0	9	194	0	0	68	0	0	0	16	26
Warren	0	53	7	1,155	3	260	2	0	0	54	4
Washington C. H.	0	17	384	0	0	49	0	0	0	22	0
Wayne County	3	10	1,101	8	10	239	0	0	0	23	145
Willoughby	0	10	926	0	376	143	2	0	2	55	114
Xenia	1	7	574	0	27	240	0	0	3	29	17
Youngstown	0	2	1,284	0	0	195	21	1	0	18	106
Zanesville	0	0	2	0	0	4	0	0	0	0	0
Statewide	72	1,894	112,125	8,591	7,883	31,549	467	27	412	4,091	12,195

Municipal Courts
Forcible Entry and Detainer Overall Caseloads
2012

Court	Cases Pending January 1	New Filings	Reactivations and Transfers	Total Cases	Total Terminations	Clearance Rate	Cases Pending December 31	Cases Pending Beyond Time Guidelines
Akron	1,529	3,836	93	5,458	3,902	99%	1,556	0
Alliance	186	354	1	541	359	101%	182	0
Ashland	113	111	1	225	196	175%	29	0
Ashtabula	116	320	2	438	350	109%	88	1
Athens County	63	171	3	237	156	90%	81	0
Auglaize County	6	81	0	87	80	99%	7	0
Avon Lake [PT]	28	125	3	156	125	98%	31	1
Barberton	419	585	7	1,011	649	110%	362	10
Bedford	111	2,174	13	2,298	2,165	99%	133	0
Bellefontaine	210	293	5	508	360	121%	148	0
Bellevue [PT]	4	59	1	64	54	90%	10	1
Berea	133	598	66	797	688	104%	109	0
Bowling Green	154	275	2	431	299	108%	132	0
Brown County	22	169	3	194	182	106%	12	0
Bryan	56	114	0	170	124	109%	46	0
Cambridge	22	149	0	171	154	103%	17	0
Campbell [PT]	19	91	0	110	105	115%	5	0
Canton	1,012	2,193	3	3,208	2,115	96%	1,093	0
Carroll County	10	88	1	99	88	99%	11	0
Celina	29	102	0	131	102	100%	29	0
Champaign County	53	196	2	251	194	98%	57	0
Chardon	32	175	4	211	193	108%	18	0
Chillicothe	293	418	1	712	382	91%	330	0
Circleville	41	378	3	422	372	98%	50	0
Clark County	127	1,167	0	1,294	1,203	103%	91	0
Clermont County	229	1,867	3	2,099	1,900	102%	199	0
Cleveland	0	0	0	0	0	-	0	0
Cleveland (Housing)	2,380	11,116	73	13,569	11,399	102%	2,170	0
Cleveland Heights	310	566	0	876	541	96%	335	38
Clinton County	95	246	2	343	286	115%	57	0
Columbiana County	32	290	3	325	287	98%	38	0
Conneaut	6	55	0	61	58	105%	3	0
Coshocton	26	117	0	143	117	100%	26	0
Crawford County	23	241	0	264	222	92%	42	0
Darke County	26	152	0	178	145	95%	33	0
Dayton	2,108	2,687	0	4,795	3,088	115%	1,707	0
Defiance	39	135	0	174	149	110%	25	0
Delaware	93	523	11	627	564	106%	63	1
East Cleveland	1,075	815	10	1,900	352	43%	1,548	0
East Liverpool	14	85	0	99	88	104%	11	0
Eaton	15	116	1	132	125	107%	7	0
Elyria	429	968	31	1,428	848	85%	580	0
Erie County	5	32	0	37	34	106%	3	0
Euclid	488	1,542	0	2,030	1,469	95%	561	0

Municipal Courts
Forcible Entry and Detainer Overall Caseloads
2012

Court	Cases Pending January 1	New Filings	Reactivations and Transfers	Total Cases	Total Terminations	Clearance Rate	Cases Pending December 31	Cases Pending Beyond Time Guidelines
Fairborn	236	506	0	742	469	93%	273	0
Fairfield	123	699	5	827	717	102%	110	0
Fairfield County	239	928	0	1,167	925	100%	242	1
Findlay	92	334	0	426	359	107%	67	0
Fostoria	42	83	1	126	66	79%	60	6
Franklin [PT]	26	272	3	301	266	97%	35	1
Franklin County	14,752	19,389	84	34,225	21,608	111%	12,617	893
Franklin County (Env.)	0	0	0	0	0	-	0	0
Fremont	23	120	1	144	124	102%	20	0
Gallipolis	9	142	0	151	128	90%	23	0
Garfield Heights	151	822	31	1,004	847	99%	157	0
Girard	25	292	0	317	279	96%	38	1
Hamilton	176	1,401	23	1,600	1,445	101%	155	0
Hamilton County	10,175	13,521	52	23,748	13,769	101%	9,979	0
Hardin County [PT]	28	132	0	160	138	105%	22	0
Hillsboro	22	186	0	208	191	103%	17	0
Hocking County	33	110	0	143	105	95%	38	0
Holmes County	16	41	1	58	40	95%	18	10
Huron [PT]	4	47	0	51	47	100%	4	0
Ironton	11	125	0	136	121	97%	15	0
Jackson County	122	121	0	243	73	60%	170	112
Kettering	170	254	1	425	297	116%	128	1
Lakewood	110	998	14	1,122	993	98%	129	0
Lawrence County [PT]	4	149	6	159	147	95%	12	1
Lebanon [PT]	25	251	1	277	228	90%	49	1
Licking County	308	893	10	1,211	980	109%	231	0
Lima	121	817	9	947	848	103%	99	9
Lorain	153	1,254	2	1,409	1,178	94%	231	1
Lyndhurst	44	608	4	656	615	100%	41	0
Madison County	23	217	1	241	229	105%	12	0
Mansfield	967	871	14	1,852	907	102%	945	0
Marietta	47	175	1	223	172	98%	51	0
Marion	250	635	18	903	561	86%	342	0
Marysville	38	164	0	202	182	111%	20	0
Mason [PT]	40	221	4	265	225	100%	40	0
Massillon	339	639	0	978	555	87%	423	14
Maumee	16	86	1	103	80	92%	23	0
Medina	204	423	8	635	503	117%	132	0
Mentor	58	223	4	285	239	105%	46	0
Miami County	138	554	29	721	582	100%	139	12
Miamisburg	329	843	2	1,174	794	94%	380	0
Middletown	311	1,477	15	1,803	1,565	105%	238	0
Montgomery Co. [PT]	320	1,096	7	1,423	1,163	105%	260	0
Morrow County	208	84	0	292	71	85%	221	0

Municipal Courts
Forcible Entry and Detainer Overall Caseloads
2012

Court	Cases Pending January 1	New Filings	Reactivations and Transfers	Total Cases	Total Terminations	Clearance Rate	Cases Pending December 31	Cases Pending Beyond Time Guidelines
Mount Vernon	101	251	1	353	265	105%	88	0
Napoleon	6	105	0	111	105	100%	6	0
New Philadelphia	75	259	6	340	272	103%	68	0
Newton Falls	17	104	1	122	116	110%	6	0
Niles	58	300	4	362	300	99%	62	2
Norwalk	21	301	1	323	293	97%	30	0
Oakwood [PT]	0	5	0	5	5	100%	0	0
Oberlin	36	109	0	145	110	101%	35	1
Oregon	55	137	8	200	177	122%	23	0
Ottawa County	33	98	4	135	104	102%	31	0
Painesville	142	495	21	658	579	112%	79	0
Parma	710	1,426	7	2,143	1,356	95%	787	0
Perrysburg	250	335	5	590	363	107%	227	0
Portage Co. (Kent)	110	328	19	457	392	113%	65	2
Portage Co. (Ravenna)	175	631	21	827	649	100%	178	2
Portsmouth	62	439	2	503	462	105%	41	0
Putnam County	5	25	0	30	27	108%	3	0
Rocky River	100	434	6	540	449	102%	91	0
Sandusky	176	415	2	593	426	102%	167	2
Shaker Heights	209	475	0	684	423	89%	261	0
Shelby [PT]	53	52	0	105	53	102%	52	47
Sidney	68	279	18	365	308	104%	57	0
South Euclid	40	187	1	228	186	99%	42	0
Stuebenville	16	185	0	201	191	103%	10	0
Stow	295	667	5	967	737	110%	230	0
Struthers [PT]	36	102	0	138	91	89%	47	18
Sylvania	111	511	16	638	511	97%	127	0
Tiffin	22	152	4	178	154	99%	24	4
Toledo	2	0	0	2	2	-	0	0
Toledo (Housing)	1,883	6,426	205	8,514	6,503	98%	2,011	12
Upper Sandusky	1	35	0	36	30	86%	6	0
Van Wert	51	102	0	153	127	125%	26	2
Vandalia	163	728	0	891	759	104%	132	0
Vermilion [PT]	11	90	0	101	79	88%	22	1
Wadsworth	25	131	4	160	126	93%	34	0
Warren	143	868	28	1,039	852	95%	187	25
Washington C. H.	53	123	0	176	119	97%	57	0
Wayne County	106	536	4	646	544	101%	102	0
Willoughby	152	647	11	810	660	100%	150	0
Xenia	92	281	1	374	317	112%	57	0
Youngstown	234	1,136	11	1,381	1,168	102%	213	1
Zanesville	165	379	8	552	494	128%	58	1
Statewide	48,772	108,267	1,124	158,163	111,984	102%	46,179	1,235

Municipal Courts
Forcible Entry and Detainer Terminations
2012

Court	Jury Trial	Court Trial	Default Hearing by Judge	Default Hearing by Magistrate	Dismissal: Want of Prosecution	Other Dismissals	Transferred Out	Private Judge	Unavailability of Party	Bankruptcy Stay/Interlocutory Appeal	Other Terminations
Akron	0	0	771	925	1,808	295	21	0	0	21	55
Alliance	0	1	43	21	203	78	3	0	0	2	8
Ashland	0	0	144	6	16	30	0	0	0	0	0
Ashtabula	0	0	129	0	0	221	0	0	0	0	0
Athens County	0	2	68	0	18	61	0	0	0	0	5
Auglaize County	0	0	58	0	0	20	0	0	0	0	2
Avon Lake [PT]	0	32	17	0	0	73	0	0	0	0	2
Barberton	0	3	210	0	0	429	0	0	0	4	3
Bedford	0	0	1,293	0	8	854	0	0	0	6	2
Bellefontaine	0	0	42	0	182	89	0	0	1	0	0
Bellevue [PT]	1	43	0	0	0	8	0	0	0	0	2
Berea	0	59	387	0	0	159	1	0	0	1	70
Bowling Green	0	1	79	108	12	86	0	0	0	0	13
Brown County	0	1	146	0	0	34	0	0	0	0	1
Bryan	0	0	92	0	5	25	0	0	0	0	1
Cambridge	0	0	2	119	0	33	0	0	0	0	0
Campbell [PT]	0	1	69	0	0	35	0	0	0	0	0
Canton	0	34	240	636	983	215	2	0	0	0	12
Carroll County	0	0	44	0	0	40	0	0	0	1	3
Celina	0	56	1	0	24	20	1	0	0	0	0
Champaign County	0	0	16	132	0	45	0	0	0	0	1
Chardon	0	9	149	0	2	23	1	0	0	2	7
Chillicothe	0	0	1	291	0	90	0	0	0	0	0
Circleville	0	2	15	222	0	124	0	0	8	0	1
Clark County	0	1	0	877	4	305	0	0	0	1	0
Clermont County	0	15	95	1,577	34	177	1	0	0	0	1
Cleveland	0	0	0	0	0	0	0	0	0	0	0
Cleveland (Housing)	0	164	3	3,915	4,048	2,733	0	0	0	14	518
Cleveland Heights	0	20	90	105	180	142	1	0	0	3	0
Clinton County	0	0	23	121	0	140	0	0	1	1	0
Columbiana County	0	0	177	0	7	98	1	0	2	0	1
Conneaut	0	0	39	0	3	16	0	0	0	0	0
Coshocton	0	1	92	0	1	22	1	0	0	0	0
Crawford County	0	174	0	1	0	46	0	0	0	1	0
Darke County	0	0	121	0	0	23	0	0	0	0	1
Dayton	0	0	458	197	1,795	586	0	0	0	4	14
Defiance	0	6	103	0	3	37	0	0	0	0	0
Delaware	0	3	12	240	95	197	0	0	0	3	13
East Cleveland	0	0	148	0	40	81	0	0	0	0	83
East Liverpool	0	0	43	0	0	45	0	0	0	0	0
Eaton	0	0	96	0	0	29	0	0	0	0	0
Elyria	0	0	1	353	165	325	0	0	0	0	4
Erie County	0	0	25	0	0	9	0	0	0	0	0
Euclid	0	0	1,033	1	9	420	0	0	0	6	0

Municipal Courts
Forcible Entry and Detainer Terminations
2012

Court	Jury Trial	Court Trial	Default Hearing by Judge	Default Hearing by Magistrate	Dismissal: Want of Prosecution	Other Dismissals	Transferred Out	Private Judge	Unavailability of Party	Bankruptcy Stay/Interlocutory Appeal	Other Terminations
Fairborn	0	1	31	17	253	136	0	0	0	0	30
Fairfield	0	0	5	14	14	446	0	0	0	1	234
Fairfield County	0	305	63	0	0	553	0	0	0	3	1
Findlay	0	17	207	0	9	126	0	0	0	0	0
Fostoria	0	1	20	0	13	30	0	0	0	1	1
Franklin [PT]	0	0	218	1	0	44	0	0	0	0	3
Franklin County	1	13	895	6,022	12,310	1,061	4	1	1	61	1,240
Franklin County (Env.)	0	0	0	0	0	0	0	0	0	0	0
Fremont	0	1	64	0	6	51	0	0	0	0	2
Gallipolis	0	0	110	3	0	15	0	0	0	0	0
Garfield Heights	0	0	54	210	245	213	0	0	2	3	120
Girard	0	0	12	206	0	60	0	0	0	1	0
Hamilton	0	0	11	481	222	714	0	0	0	2	9
Hamilton County	0	5	6,524	0	7,205	0	11	0	0	1	10
Hardin County [PT]	0	95	0	0	3	39	0	0	0	0	0
Hillsboro	0	0	91	0	0	99	1	0	0	1	0
Hocking County	0	0	53	0	1	50	0	0	0	0	1
Holmes County	0	17	5	0	0	14	0	0	0	0	3
Huron [PT]	0	0	39	0	1	7	0	0	0	0	0
Ironton	0	0	0	105	0	16	0	0	0	0	0
Jackson County	0	0	41	0	0	31	0	0	0	0	1
Kettering	0	2	72	1	154	58	1	0	0	1	4
Lakewood	0	0	11	434	3	524	0	0	0	2	19
Lawrence County [PT]	0	1	124	0	0	21	0	0	0	0	0
Lebanon [PT]	4	72	7	5	0	101	0	0	0	0	37
Licking County	0	0	60	193	440	259	1	0	0	2	24
Lima	0	0	33	780	17	6	0	0	1	4	5
Lorain	3	5	136	515	79	419	0	0	4	1	16
Lyndhurst	0	0	337	0	0	275	0	0	0	3	0
Madison County	0	152	0	0	0	77	0	0	0	0	0
Mansfield	0	1	0	131	2	126	0	0	0	1	646
Marietta	0	31	0	0	0	116	0	0	0	0	25
Marion	0	0	46	30	0	454	0	0	0	0	31
Marysville	0	0	98	13	0	71	0	0	0	0	0
Mason [PT]	0	0	86	0	2	116	0	0	0	3	17
Massillon	0	0	119	59	223	153	0	0	0	1	0
Maumee	0	26	7	0	7	39	0	0	0	0	1
Medina	0	0	88	120	140	151	1	0	0	1	0
Mentor	0	3	85	1	40	102	2	0	0	3	3
Miami County	0	0	332	0	0	225	0	0	1	1	19
Miamisburg	0	11	56	2	497	219	1	0	0	1	7
Middletown	0	5	0	724	62	772	0	0	0	1	0
Montgomery Co. [PT]	0	9	210	0	45	794	0	0	0	3	102
Morrow County	0	37	1	0	6	27	0	0	0	0	0

Municipal Courts
Forcible Entry and Detainer Terminations
2012

Court	Jury Trial	Court Trial	Default Hearing by Judge	Default Hearing by Magistrate	Dismissal: Want of Prosecution	Other Dismissals	Transferred Out	Private Judge	Unavailability of Party	Bankruptcy Stay/Interlocutory Appeal	Other Terminations
Mount Vernon	0	4	84	0	84	87	0	0	1	0	5
Napoleon	0	0	79	0	1	25	0	0	0	0	0
New Philadelphia	0	58	17	29	0	161	0	0	0	4	2
Newton Falls	0	38	20	0	2	53	0	0	0	0	3
Niles	0	11	147	0	12	49	0	0	0	1	80
Norwalk	0	4	207	0	2	76	2	0	0	2	0
Oakwood [PT]	0	3	3	0	0	2	0	0	0	0	2
Oberlin	0	0	39	0	25	37	0	0	0	1	8
Oregon	0	0	23	27	12	79	0	0	0	3	33
Ottawa County	0	1	42	0	15	46	0	0	0	0	0
Painesville	0	36	399	5	4	122	1	0	0	2	6
Parma	0	1	282	0	80	632	0	0	0	10	351
Perrysburg	0	1	24	70	50	217	0	0	0	0	1
Portage Co. (Kent)	0	13	57	82	108	114	7	0	0	3	6
Portage Co. (Ravenna)	0	6	65	164	201	192	2	0	1	6	14
Portsmouth	0	394	2	1	0	61	0	0	2	0	2
Putnam County	0	0	0	0	0	5	0	0	0	0	22
Rocky River	0	0	105	55	100	169	0	0	0	0	0
Sandusky	0	1	1	361	53	9	0	0	0	0	1
Shaker Heights	0	0	143	0	104	161	8	0	6	1	0
Shelby [PT]	0	0	48	0	0	4	0	0	1	0	0
Sidney	0	1	104	0	122	64	0	0	0	0	0
South Euclid	0	0	0	81	0	98	0	0	0	6	1
Steubenville	0	0	156	0	0	34	0	0	0	0	1
Stow	0	15	79	188	240	186	3	0	0	5	21
Struthers [PT]	0	0	24	0	0	33	0	0	0	1	33
Sylvania	1	119	137	0	0	251	0	0	0	1	2
Tiffin	0	125	0	0	4	25	0	0	0	0	0
Toledo	0	0	0	0	0	3	0	0	0	0	1
Toledo (Housing)	0	42	152	4,448	1,053	638	0	0	0	7	145
Upper Sandusky	0	1	20	0	5	3	0	0	0	0	1
Van Wert	0	20	26	0	1	79	0	0	0	1	0
Vandalia	0	4	8	591	32	120	0	0	0	0	4
Vermilion [PT]	0	21	21	0	5	28	0	0	0	2	2
Wadsworth	0	72	4	0	0	47	2	0	0	3	3
Warren	0	597	2	0	18	215	0	0	0	1	0
Washington C. H.	0	5	94	0	0	20	0	0	0	0	0
Wayne County	0	2	88	303	3	145	0	0	0	0	3
Willoughby	0	10	309	0	325	5	2	0	0	3	3
Xenia	0	1	91	0	68	152	0	0	0	1	4
Youngstown	0	0	0	832	18	314	0	0	0	2	2
Zanesville	0	122	0	0	0	361	2	0	2	0	0
Statewide	10	3,166	20,028	27,151	34,391	22,450	84	1	34	238	4,196

Municipal Courts
Other Civil Overall Caseloads
2012

Court	Cases Pending January 1	New Filings	Reactivations and Transfers	Total Cases	Total Terminations	Clearance Rate	Cases Pending December 31	Cases Pending Beyond Time Guidelines
Akron	43	408	16	467	399	94%	68	0
Alliance	2	15	0	17	14	93%	3	0
Ashland	7	31	1	39	36	113%	3	0
Ashtabula	20	75	0	95	71	95%	24	0
Athens County	1	28	2	31	15	50%	16	0
Auglaize County	2	32	1	35	35	106%	0	0
Avon Lake [PT]	14	24	0	38	29	121%	9	0
Barberton	9	167	2	178	160	95%	18	3
Bedford	11	295	1	307	95	32%	212	0
Bellefontaine	2	163	245	410	268	66%	142	0
Bellevue [PT]	2	11	0	13	11	100%	2	0
Berea	8	42	1	51	48	112%	3	0
Bowling Green	24	152	5	181	76	48%	105	0
Brown County	1	43	0	44	42	98%	2	0
Bryan	0	10	1	11	10	91%	1	0
Cambridge	2	9	0	11	10	111%	1	0
Campbell [PT]	2	13	0	15	12	92%	3	0
Canton	3	249	0	252	252	101%	0	0
Carroll County	22	53	2	77	63	115%	14	0
Celina	7	30	4	41	40	118%	1	0
Champaign County	19	14	0	33	1	7%	32	0
Chardon	2	38	3	43	33	80%	10	0
Chillicothe	76	90	0	166	88	98%	78	0
Circleville	3	20	0	23	19	95%	4	0
Clark County	18	59	0	77	53	90%	24	0
Clermont County	285	1,130	25	1,440	1,000	87%	440	3
Cleveland	43	1,457	0	1,500	1,451	100%	49	4
Cleveland (Housing)	224	764	8	996	832	108%	164	0
Cleveland Heights	10	24	0	34	29	121%	5	1
Clinton County	11	44	0	55	54	123%	1	0
Columbiana County	1	13	0	14	12	92%	2	0
Conneaut	2	7	1	10	10	125%	0	0
Coshocton	7	24	3	34	30	111%	4	0
Crawford County	2	33	0	35	31	94%	4	0
Darke County	0	18	0	18	16	89%	2	0
Dayton	243	231	33	507	150	57%	357	0
Defiance	25	63	0	88	75	119%	13	0
Delaware	3	70	0	73	71	101%	2	0
East Cleveland	69	13	0	82	1	8%	81	0
East Liverpool	15	11	0	26	9	82%	17	12
Eaton	5	22	0	27	25	114%	2	0
Elyria	66	552	11	629	561	100%	68	1
Erie County	2	26	0	28	23	88%	5	0
Euclid	13	126	0	139	127	101%	12	0

Municipal Courts
Other Civil Overall Caseloads
2012

Court	Cases Pending January 1	New Filings	Reactivations and Transfers	Total Cases	Total Terminations	Clearance Rate	Cases Pending December 31	Cases Pending Beyond Time Guidelines
Fairborn	0	52	0	52	45	87%	7	0
Fairfield	21	34	0	55	53	156%	2	0
Fairfield County	9	78	0	87	77	99%	10	0
Findlay	0	7	0	7	7	100%	0	0
Fostoria	2	19	1	22	18	90%	4	0
Franklin [PT]	8	72	0	80	76	106%	4	0
Franklin County	356	1,431	167	1,954	1,628	102%	326	3
Franklin County (Env.)	0	0	0	0	0	-	0	0
Fremont	4	35	0	39	38	109%	1	0
Gallipolis	0	4	0	4	2	50%	2	0
Garfield Heights	14	139	4	157	144	101%	13	0
Girard	3	37	1	41	35	92%	6	0
Hamilton	11	90	1	102	100	110%	2	0
Hamilton County	19,102	837	1	19,940	17,379	2074%	2,561	0
Hardin County [PT]	0	17	0	17	16	94%	1	0
Hillsboro	1	6	0	7	6	100%	1	0
Hocking County	1	5	0	6	4	80%	2	0
Holmes County	2	15	1	18	13	81%	5	2
Huron [PT]	6	24	0	30	26	108%	4	2
Ironton	0	0	0	0	0	-	0	0
Jackson County	331	580	4	915	544	93%	371	124
Kettering	18	214	1	233	226	105%	7	0
Lakewood	11	151	1	163	155	102%	8	0
Lawrence County [PT]	2	4	1	7	7	140%	0	0
Lebanon [PT]	55	192	1	248	188	97%	60	5
Licking County	13	116	20	149	141	104%	8	0
Lima	2	38	0	40	20	53%	20	1
Lorain	22	310	1	333	318	102%	15	0
Lyndhurst	138	17	0	155	14	82%	141	0
Madison County	7	33	0	40	33	100%	7	0
Mansfield	1,530	1,584	41	3,155	1,609	99%	1,546	4
Marietta	5	30	0	35	34	113%	1	0
Marion	107	918	28	1,053	854	90%	199	1
Marysville	2	17	0	19	17	100%	2	0
Mason [PT]	13	43	2	58	50	111%	8	0
Massillon	3	45	0	48	45	100%	3	0
Maumee	0	15	0	15	15	100%	0	0
Medina	285	769	13	1,067	916	117%	151	0
Mentor	0	7	0	7	6	86%	1	0
Miami County	1	10	3	14	12	92%	2	0
Miamisburg	335	812	8	1,155	1,075	131%	80	2
Middletown	2	4	0	6	2	50%	4	1
Montgomery Co. [PT]	17	39	2	58	49	120%	9	0
Morrow County	20	22	0	42	19	86%	23	0

Municipal Courts
Other Civil Overall Caseloads
2012

Court	Cases Pending January 1	New Filings	Reactivations and Transfers	Total Cases	Total Terminations	Clearance Rate	Cases Pending December 31	Cases Pending Beyond Time Guidelines
Mount Vernon	123	379	4	506	406	106%	100	1
Napoleon	1	20	0	21	21	105%	0	0
New Philadelphia	20	166	3	189	142	84%	47	1
Newton Falls	0	20	0	20	20	100%	0	0
Niles	4	23	0	27	24	104%	3	0
Norwalk	1	34	0	35	34	100%	1	0
Oakwood [PT]	16	62	0	78	60	97%	18	0
Oberlin	1	26	0	27	27	104%	0	0
Oregon	1	15	1	17	17	106%	0	0
Ottawa County	3	19	2	24	19	90%	5	0
Painesville	8	67	12	87	82	104%	5	0
Parma	78	253	0	331	248	98%	83	0
Perrysburg	2	21	0	23	22	105%	1	0
Portage Co. (Kent)	2	593	0	595	585	99%	10	0
Portage Co. (Ravenna)	12	797	1	810	797	100%	13	0
Portsmouth	2	20	7	29	20	74%	9	0
Putnam County	0	1	0	1	1	100%	0	0
Rocky River	81	345	151	577	512	103%	65	0
Sandusky	6	162	0	168	163	101%	5	0
Shaker Heights	12	72	0	84	70	97%	14	0
Shelby [PT]	0	0	0	0	0	-	0	0
Sidney	3	30	1	34	31	100%	3	0
South Euclid	0	15	0	15	10	67%	5	0
Steubenville	293	701	7	1,001	667	94%	334	71
Stow	32	108	0	140	119	110%	21	0
Struthers [PT]	2	7	0	9	5	71%	4	1
Sylvania	0	1	0	1	0	0%	1	0
Tiffin	3	48	0	51	49	102%	2	0
Toledo	13	125	539	677	660	99%	17	0
Toledo (Housing)	0	0	0	0	0	-	0	0
Upper Sandusky	57	330	1	388	332	100%	56	0
Van Wert	1	8	0	9	7	88%	2	0
Vandalia	28	179	1	208	194	108%	14	0
Vermilion [PT]	2	21	0	23	20	95%	3	0
Wadsworth	76	425	9	510	382	88%	128	0
Warren	10	64	1	75	61	94%	14	1
Washington C. H.	0	27	0	27	26	96%	1	0
Wayne County	25	57	1	83	57	98%	26	0
Willoughby	7	82	0	89	84	102%	5	0
Xenia	5	38	0	43	37	97%	6	0
Youngstown	8	151	3	162	152	99%	10	0
Zanesville	471	621	22	1,114	988	154%	126	1
Statewide	25,194	21,704	1,433	48,331	39,554	171%	8,777	245

Municipal Courts
Other Civil Terminations
2012

Court	Jury Trial	Court Trial	Default Hearing by Judge	Default Hearing by Magistrate	Dismissal: Want of Prosecution	Other Dismissals	Transferred Out	Private Judge	Unavailability of Party	Bankruptcy Stay/Interlocutory Appeal	Other Terminations
Akron	0	0	47	252	51	19	3	0	0	1	26
Alliance	0	0	6	0	0	5	0	0	1	0	2
Ashland	0	1	0	0	0	2	0	0	0	0	33
Ashtabula	0	0	0	0	0	0	0	0	0	1	70
Athens County	0	0	0	0	1	13	0	0	0	0	1
Auglaize County	0	0	1	0	0	1	0	0	0	0	33
Avon Lake [PT]	0	0	20	0	0	2	0	0	0	0	7
Barberton	0	0	149	0	0	8	0	0	0	0	3
Bedford	0	0	3	0	4	9	0	0	0	0	79
Bellefontaine	0	0	5	0	0	113	0	0	0	1	147
Bellevue [PT]	0	0	10	0	0	0	0	0	0	0	1
Berea	0	0	38	0	0	6	0	0	0	0	4
Bowling Green	0	0	42	0	3	17	0	0	0	0	14
Brown County	0	0	38	0	0	3	0	0	0	0	1
Bryan	0	0	5	0	0	0	0	0	0	0	5
Cambridge	0	0	1	0	0	8	0	0	0	0	1
Campbell [PT]	0	0	8	0	0	4	0	0	0	0	0
Canton	0	0	249	0	0	1	0	0	0	0	176
Carroll County	1	0	22	0	0	13	1	0	0	1	25
Celina	0	2	28	1	1	5	0	0	0	0	3
Champaign County	0	0	1	0	0	0	0	0	0	0	0
Chardon	0	1	16	0	0	9	1	0	0	0	6
Chillicothe	0	1	38	23	0	5	0	0	0	0	21
Circleville	0	0	0	0	0	4	0	0	0	1	14
Clark County	0	0	17	28	0	8	0	0	0	0	0
Clermont County	1	27	462	43	23	225	0	0	0	19	197
Cleveland	0	0	3	3	0	9	1	0	0	1	1,434
Cleveland (Housing)	0	11	4	114	32	50	0	0	0	3	618
Cleveland Heights	0	0	1	17	2	2	0	0	0	0	7
Clinton County	0	1	48	3	0	2	0	0	0	0	0
Columbiana County	0	0	5	0	1	4	0	0	0	0	1
Conneaut	0	0	7	0	0	3	0	0	0	0	0
Coshocton	0	2	16	0	1	8	0	0	1	0	2
Crawford County	0	0	20	8	0	0	0	0	0	0	3
Darke County	0	0	15	0	0	0	0	0	0	0	1
Dayton	0	0	39	0	1	4	0	0	0	0	27
Defiance	0	0	4	0	26	15	0	0	0	0	30
Delaware	0	0	0	10	1	10	0	0	0	0	50
East Cleveland	0	0	0	0	0	1	0	0	0	0	0
East Liverpool	0	0	3	0	0	3	0	0	0	0	3
Eaton	0	0	23	0	0	1	0	0	0	0	1
Elyria	0	0	12	0	1	20	11	0	0	0	517
Erie County	0	1	19	0	0	3	0	0	0	0	0
Euclid	0	0	115	0	11	1	0	0	0	0	0

Municipal Courts
Other Civil Terminations
2012

Court	Jury Trial	Court Trial	Default Hearing by Judge	Default Hearing by Magistrate	Dismissal: Want of Prosecution	Other Dismissals	Transferred Out	Private Judge	Unavailability of Party	Bankruptcy Stay/Interlocutory Appeal	Other Terminations
Fairborn	0	0	0	0	0	3	0	0	0	0	42
Fairfield	0	0	0	0	0	2	0	0	0	0	51
Fairfield County	2	3	65	1	0	4	0	0	0	0	2
Findlay	0	0	0	0	0	0	0	0	0	0	7
Fostoria	0	0	15	0	0	1	0	0	0	0	2
Franklin [PT]	0	0	48	0	0	10	0	0	0	0	18
Franklin County	0	1	21	1,105	18	81	12	3	1	3	386
Franklin County (Env.)	0	0	0	0	0	0	2	0	0	0	0
Fremont	0	1	34	0	1	1	0	0	0	1	0
Gallipolis	0	0	1	0	0	1	0	0	0	0	0
Garfield Heights	0	0	0	0	3	9	0	0	0	0	132
Girard	0	1	14	0	0	3	0	0	0	0	17
Hamilton	0	0	2	1	5	75	0	0	0	0	12
Hamilton County	0	0	1,346	0	8	102	0	0	0	0	15,921
Hardin County [PT]	0	8	7	0	0	1	0	0	0	0	0
Hillsboro	0	0	4	0	0	2	0	0	0	0	0
Hocking County	0	0	1	0	0	0	0	0	0	2	1
Holmes County	0	2	11	0	0	0	0	0	0	0	1
Huron [PT]	0	0	22	0	1	3	0	0	0	0	0
Ironton	0	0	0	0	0	0	0	0	0	0	0
Jackson County	0	2	408	0	0	122	0	0	0	9	3
Kettering	1	3	131	0	0	28	1	0	0	0	54
Lakewood	0	0	62	40	0	28	0	0	0	0	25
Lawrence County [PT]	0	1	5	0	0	1	0	0	0	0	0
Lebanon [PT]	5	6	125	0	4	42	2	0	2	1	5
Licking County	0	0	5	0	5	8	0	0	0	0	122
Lima	0	0	0	12	0	0	0	0	0	1	9
Lorain	0	0	4	226	0	8	0	0	0	0	79
Lyndhurst	0	0	12	0	0	2	0	0	0	0	0
Madison County	0	0	33	0	0	0	0	0	0	0	0
Mansfield	0	4	7	1,013	12	239	1	0	2	2	329
Marietta	0	0	0	0	0	3	0	0	0	0	31
Marion	0	0	393	192	0	111	0	0	3	4	151
Marysville	0	0	10	0	0	7	0	0	0	0	0
Mason [PT]	0	0	33	0	0	5	0	0	0	0	12
Massillon	0	0	30	1	4	10	0	0	0	0	0
Maumee	0	13	0	0	0	0	0	0	0	0	2
Medina	1	0	458	257	43	132	1	0	0	18	2
Mentor	0	0	1	2	0	1	0	0	0	0	2
Miami County	0	0	1	0	0	1	0	0	0	0	9
Miamisburg	0	12	729	5	56	129	1	0	0	29	114
Middletown	0	0	0	0	0	2	0	0	0	0	0
Montgomery Co. [PT]	0	0	2	0	1	10	0	0	0	0	36
Morrow County	0	0	0	0	0	15	0	0	0	0	1

Municipal Courts
Other Civil Terminations
2012

Court	Jury Trial	Court Trial	Default Hearing by Judge	Default Hearing by Magistrate	Dismissal: Want of Prosecution	Other Dismissals	Transferred Out	Private Judge	Unavailability of Party	Bankruptcy Stay/Interlocutory Appeal	Other Terminations
Mount Vernon	0	9	287	0	22	66	1	0	18	4	1
Napoleon	0	0	18	0	0	0	0	0	0	0	3
New Philadelphia	0	0	15	113	0	8	0	0	0	0	6
Newton Falls	0	2	5	0	0	1	0	0	0	0	12
Niles	0	0	0	0	0	0	0	0	0	0	24
Norwalk	0	2	31	0	1	0	0	0	0	0	0
Oakwood [PT]	0	10	43	0	0	51	0	0	0	4	24
Oberlin	0	0	0	0	0	0	0	0	0	0	27
Oregon	0	1	2	0	0	0	0	0	0	0	14
Ottawa County	0	0	8	0	2	8	0	0	0	0	1
Painesville	0	0	1	0	0	4	0	0	0	0	74
Parma	0	0	0	0	0	2	0	0	0	0	243
Perrysburg	0	0	0	0	0	0	0	0	0	0	22
Portage Co. (Kent)	0	0	0	2	11	6	0	0	0	0	566
Portage Co. (Ravenna)	0	0	0	2	4	7	0	0	0	1	783
Portsmouth	0	4	4	0	0	0	0	0	9	0	3
Putnam County	0	0	0	0	0	0	0	0	0	0	1
Rocky River	0	2	0	0	3	297	151	0	0	0	59
Sandusky	0	0	161	0	1	1	0	0	0	0	0
Shaker Heights	0	0	67	0	0	1	0	0	0	0	2
Shelby [PT]	0	0	0	0	0	0	0	0	0	0	0
Sidney	0	0	26	0	0	5	0	0	0	0	0
South Euclid	0	0	0	1	0	0	0	0	0	0	9
Steubenville	0	6	551	0	0	83	0	1	0	8	18
Stow	0	0	10	1	3	7	0	0	0	0	98
Struthers [PT]	0	0	2	0	0	3	0	0	0	0	0
Sylvania	0	0	0	0	0	0	0	0	0	0	0
Tiffin	0	0	2	0	0	1	0	0	0	0	46
Toledo	0	0	9	3	0	10	0	0	0	0	641
Toledo (Housing)	0	0	0	0	0	0	0	0	0	0	0
Upper Sandusky	0	1	255	0	39	6	0	1	0	1	29
Van Wert	0	0	6	0	0	1	0	0	0	0	0
Vandalia	0	0	63	85	6	40	0	0	0	0	0
Vermilion [PT]	0	0	20	0	0	0	0	0	0	0	0
Wadsworth	0	15	267	0	0	78	0	0	0	7	20
Warren	0	0	2	4	0	52	0	0	0	0	3
Washington C. H.	0	0	25	0	0	1	0	0	0	0	0
Wayne County	0	0	23	0	0	25	0	0	0	0	9
Willoughby	0	0	3	0	8	1	0	0	0	3	69
Xenia	0	0	31	0	1	1	0	0	0	0	4
Youngstown	0	0	1	4	0	24	0	0	1	0	122
Zanesville	0	0	534	0	0	169	0	0	2	28	261
Statewide	11	156	8,052	3,572	421	2,777	189	5	40	154	24,335

Municipal Courts
Small Claims Overall Caseloads
2012

Court	Cases Pending January 1	New Filings	Reactivations and Transfers	Total Cases	Total Terminations	Clearance Rate	Cases Pending December 31	Cases Pending Beyond Time Guidelines
Akron	218	631	61	910	775	112%	135	0
Alliance	58	251	2	311	269	106%	42	0
Ashland	81	344	5	430	379	109%	51	0
Ashtabula	34	86	4	124	104	116%	20	0
Athens County	28	171	0	199	146	85%	53	0
Auglaize County	6	80	1	87	75	93%	12	0
Avon Lake [PT]	30	191	0	221	200	105%	21	0
Barberton	99	217	1	317	265	122%	52	4
Bedford	358	1,182	54	1,594	1,229	99%	365	0
Bellefontaine	170	916	0	1,086	984	107%	102	0
Bellevue [PT]	9	93	2	104	97	102%	7	0
Berea	209	607	4	820	748	122%	72	0
Bowling Green	77	303	0	380	295	97%	85	0
Brown County	16	73	0	89	79	108%	10	0
Bryan	33	292	3	328	252	85%	76	0
Cambridge	30	187	0	217	204	109%	13	0
Campbell [PT]	3	62	0	65	63	102%	2	1
Canton	92	1,139	6	1,237	1,119	98%	118	7
Carroll County	12	94	0	106	98	104%	8	0
Celina	29	171	0	200	178	104%	22	0
Champaign County	205	347	0	552	330	95%	222	0
Chardon	69	413	5	487	407	97%	80	2
Chillicothe	206	153	4	363	175	111%	188	0
Circleville	70	196	0	266	217	111%	49	0
Clark County	197	251	0	448	289	115%	159	0
Clermont County	55	530	5	590	526	98%	64	1
Cleveland	784	2,564	115	3,463	2,440	91%	1,023	195
Cleveland (Housing)	0	0	0	0	0	-	0	0
Cleveland Heights	80	470	0	550	389	83%	161	30
Clinton County	80	390	3	473	378	96%	95	1
Columbiana County	32	287	7	326	279	95%	47	2
Conneaut	12	55	0	67	59	107%	8	0
Coshocton	26	199	1	226	202	101%	24	0
Crawford County	29	248	1	278	241	97%	37	0
Darke County	24	221	0	245	204	92%	41	1
Dayton	255	401	0	656	573	143%	83	0
Defiance	12	148	1	161	127	85%	34	0
Delaware	49	372	15	436	383	99%	53	1
East Cleveland	161	256	0	417	179	70%	238	0
East Liverpool	12	60	1	73	54	89%	19	6
Eaton	75	198	0	273	217	110%	56	0
Elyria	129	337	4	470	326	96%	144	0
Erie County	5	17	0	22	18	106%	4	0
Euclid	144	561	0	705	521	93%	184	0

Municipal Courts
Small Claims Overall Caseloads
2012

Court	Cases Pending January 1	New Filings	Reactivations and Transfers	Total Cases	Total Terminations	Clearance Rate	Cases Pending December 31	Cases Pending Beyond Time Guidelines
Fairborn	45	192	1	238	227	118%	11	1
Fairfield	57	107	1	165	127	118%	38	7
Fairfield County	128	353	0	481	424	120%	57	4
Findlay	177	1,017	8	1,202	1,050	102%	152	0
Fostoria	22	103	0	125	112	109%	13	0
Franklin [PT]	9	37	1	47	36	95%	11	0
Franklin County	2,532	6,771	176	9,479	7,217	104%	2,262	379
Franklin County (Env.)	0	0	0	0	0	-	0	0
Fremont	35	293	0	328	293	100%	35	0
Gallipolis	2	32	0	34	30	94%	4	0
Garfield Heights	166	961	22	1,149	1,029	105%	120	0
Girard	34	173	2	209	189	108%	20	0
Hamilton	105	359	11	475	392	106%	83	1
Hamilton County	1,463	4,969	63	6,495	5,171	103%	1,324	0
Hardin County [PT]	31	163	1	195	172	105%	23	0
Hillsboro	32	135	8	175	153	107%	22	0
Hocking County	6	71	0	77	68	96%	9	1
Holmes County	58	173	0	231	166	96%	65	25
Huron [PT]	10	75	0	85	69	92%	16	11
Ironton	4	25	0	29	23	92%	6	1
Jackson County	114	129	0	243	132	102%	111	79
Kettering	35	259	2	296	253	97%	43	5
Lakewood	200	1,205	5	1,410	1,144	95%	266	0
Lawrence County [PT]	7	62	4	73	64	97%	9	1
Lebanon [PT]	15	81	3	99	74	88%	25	5
Licking County	80	605	16	701	607	98%	94	0
Lima	46	210	3	259	236	111%	23	5
Lorain	61	700	0	761	642	92%	119	2
Lyndhurst	90	431	9	530	422	96%	108	0
Madison County	26	247	9	282	263	103%	19	0
Mansfield	182	94	0	276	75	80%	201	0
Marietta	27	163	1	191	148	90%	43	0
Marion	28	201	2	231	191	94%	40	5
Marysville	27	171	1	199	165	96%	34	0
Mason [PT]	26	117	5	148	105	86%	43	0
Massillon	131	595	0	726	646	109%	80	4
Maumee	26	142	0	168	141	99%	27	0
Medina	83	299	0	382	314	105%	68	0
Mentor	40	277	3	320	279	100%	41	0
Miami County	79	384	71	534	413	91%	121	58
Miamisburg	18	117	2	137	119	100%	18	1
Middletown	94	390	2	486	404	103%	82	1
Montgomery Co. [PT]	48	203	1	252	211	103%	41	0
Morrow County	275	138	0	413	123	89%	290	0

Municipal Courts
Small Claims Overall Caseloads
2012

Court	Cases Pending January 1	New Filings	Reactivations and Transfers	Total Cases	Total Terminations	Clearance Rate	Cases Pending December 31	Cases Pending Beyond Time Guidelines
Mount Vernon	18	123	0	141	119	97%	22	1
Napoleon	40	270	0	310	257	95%	53	2
New Philadelphia	48	253	13	314	261	98%	53	10
Newton Falls	8	25	0	33	28	112%	5	0
Niles	26	140	2	168	150	106%	18	1
Norwalk	56	383	2	441	380	99%	61	0
Oakwood [PT]	2	10	0	12	9	90%	3	0
Oberlin	8	81	2	91	79	95%	12	0
Oregon	20	108	2	130	113	103%	17	0
Ottawa County	86	263	4	353	303	113%	50	0
Painesville	26	216	9	251	213	95%	38	0
Parma	325	787	7	1,119	806	102%	313	0
Perrysburg	133	475	2	610	477	100%	133	0
Portage Co. (Kent)	17	63	3	83	71	108%	12	2
Portage Co. (Ravenna)	118	553	11	682	561	99%	121	8
Portsmouth	28	84	10	122	105	112%	17	0
Putnam County	6	70	0	76	63	90%	13	0
Rocky River	106	598	9	713	602	99%	111	1
Sandusky	105	498	4	607	528	105%	79	2
Shaker Heights	127	528	0	655	540	102%	115	0
Shelby [PT]	0	22	0	22	22	100%	0	0
Sidney	26	139	0	165	138	99%	27	0
South Euclid	91	331	2	424	338	102%	86	3
Steubenville	30	193	1	224	198	102%	26	9
Stow	118	430	1	549	466	108%	83	4
Struthers [PT]	75	64	0	139	69	108%	70	50
Sylvania	49	365	4	418	338	92%	80	0
Tiffin	28	299	1	328	301	100%	27	0
Toledo	855	3,529	122	4,506	3,668	100%	838	0
Toledo (Housing)	52	228	11	291	222	93%	69	0
Upper Sandusky	6	88	1	95	87	98%	8	0
Van Wert	9	71	0	80	64	90%	16	1
Vandalia	68	160	0	228	186	116%	42	0
Vermilion [PT]	6	73	0	79	69	95%	10	0
Wadsworth	1	61	0	62	62	102%	0	0
Warren	88	321	12	421	308	92%	113	19
Washington C. H.	68	224	1	293	246	109%	47	0
Wayne County	89	809	0	898	820	101%	78	1
Willoughby	70	531	5	606	530	99%	76	0
Xenia	16	156	2	174	152	96%	22	0
Youngstown	297	707	11	1,015	845	118%	170	5
Zanesville	65	145	7	217	197	130%	20	0
Statewide	14,387	53,467	999	68,853	55,203	101%	13,650	966

Municipal Courts
Small Claims Terminations
2012

Court	Hearing by Judge	Hearing by Magistrate	Transfer to Regular Civil Docket	Dismissal: Want of Prosecution	Other Dismissals	Unavailability of Party	Bankruptcy Stay/Interlocutory Appeal	Other Terminations
Akron	1	532	87	63	88	0	4	0
Alliance	92	81	6	2	53	0	1	34
Ashland	29	188	0	18	139	0	0	5
Ashtabula	77	0	0	4	23	0	0	0
Athens County	88	0	0	1	50	0	1	6
Auglaize County	50	0	1	0	22	0	0	2
Avon Lake [PT]	105	0	0	0	90	0	0	5
Barberton	163	0	0	0	95	0	0	7
Bedford	821	0	8	61	316	0	22	1
Bellefontaine	660	0	3	40	279	0	2	0
Bellevue [PT]	66	0	0	0	29	0	2	0
Berea	435	0	0	15	184	0	7	107
Bowling Green	10	169	2	17	92	0	0	5
Brown County	52	0	1	0	25	0	0	1
Bryan	147	0	1	10	89	0	1	4
Cambridge	1	175	0	0	28	0	0	0
Campbell [PT]	46	0	0	0	17	0	0	0
Canton	134	847	2	10	124	0	2	0
Carroll County	51	0	0	0	45	0	0	2
Celina	119	0	1	4	54	0	0	0
Champaign County	112	87	1	33	94	0	1	2
Chardon	17	230	5	3	121	0	4	27
Chillicothe	0	119	4	0	52	0	0	0
Circleville	14	113	0	0	88	2	0	0
Clark County	8	143	0	31	106	0	1	0
Clermont County	17	393	5	41	70	0	0	0
Cleveland	64	911	15	168	435	0	14	833
Cleveland (Housing)	0	0	0	0	0	0	0	0
Cleveland Heights	15	240	0	7	126	0	1	0
Clinton County	0	212	2	0	163	0	1	0
Columbiana County	182	0	5	7	85	0	0	0
Conneaut	48	0	0	3	7	0	1	0
Coshocton	141	0	3	1	57	0	0	0
Crawford County	7	165	0	0	65	0	0	4
Darke County	177	0	0	0	26	0	0	1
Dayton	77	196	16	196	47	0	3	38
Defiance	89	0	0	1	37	0	0	0
Delaware	4	154	3	21	183	0	3	15
East Cleveland	154	0	0	0	25	0	0	0
East Liverpool	32	0	1	0	21	0	0	0
Eaton	119	1	0	0	96	0	1	0
Elyria	0	188	2	13	121	0	1	1
Erie County	11	0	0	0	7	0	0	0
Euclid	391	0	0	42	70	0	18	0

Municipal Courts
Small Claims Terminations
2012



Court	Hearing by Judge	Hearing by Magistrate	Transfer to Regular Civil Docket	Dismissal: Want of Prosecution	Other Dismissals	Unavailability of Party	Bankruptcy Stay/Interlocutory Appeal	Other Terminations
Fairborn	14	126	1	21	60	0	0	5
Fairfield	13	20	3	25	61	0	2	3
Fairfield County	4	251	0	0	160	0	6	3
Findlay	174	478	1	0	369	0	3	25
Fostoria	77	0	0	3	30	0	0	2
Franklin [PT]	3	14	0	0	15	1	0	3
Franklin County	23	5,601	46	595	786	0	58	108
Franklin County (Env.)	0	0	0	0	0	0	0	0
Fremont	195	0	0	7	91	0	0	0
Gallipolis	5	20	0	0	5	0	0	0
Garfield Heights	78	530	1	34	311	1	13	61
Girard	6	133	0	1	42	0	4	3
Hamilton	0	220	10	82	66	0	4	10
Hamilton County	0	4,461	93	612	0	0	2	3
Hardin County [PT]	0	116	0	2	53	0	1	0
Hillsboro	27	76	0	0	45	5	0	0
Hocking County	35	0	0	0	33	0	0	0
Holmes County	106	0	0	0	60	0	0	0
Huron [PT]	37	0	1	0	30	0	1	0
Ironton	0	13	1	1	8	0	0	0
Jackson County	76	0	0	0	53	0	0	3
Kettering	6	175	2	20	45	0	4	1
Lakewood	21	550	0	1	569	0	2	1
Lawrence County [PT]	50	0	1	0	10	0	2	1
Lebanon [PT]	12	26	2	6	25	0	0	3
Licking County	262	29	3	20	213	0	1	79
Lima	2	205	8	18	1	0	2	0
Lorain	0	495	1	0	138	1	6	1
Lyndhurst	206	0	2	4	210	0	0	0
Madison County	151	17	0	0	95	0	0	0
Mansfield	0	37	0	2	17	0	0	19
Marietta	1	102	0	0	45	0	0	0
Marion	18	73	1	0	94	1	1	3
Marysville	2	76	0	0	87	0	0	0
Mason [PT]	52	1	4	3	33	0	1	11
Massillon	70	383	1	13	171	0	8	0
Maumee	65	0	0	4	70	0	2	0
Medina	15	173	2	14	108	0	1	1
Mentor	1	155	0	18	88	0	7	10
Miami County	174	39	9	0	97	0	9	85
Miamisburg	4	65	3	5	35	0	1	6
Middletown	0	258	12	39	90	0	5	0
Montgomery Co. [PT]	109	0	17	5	75	0	1	4
Morrow County	0	67	2	0	54	0	0	0

Municipal Courts
Small Claims Terminations
2012

Court	Hearing by Judge	Hearing by Magistrate	Transfer to Regular Civil Docket	Dismissal: Want of Prosecution	Other Dismissals	Unavailability of Party	Bankruptcy Stay/Interlocutory Appeal	Other Terminations
Mount Vernon	68	0	3	12	33	0	3	0
Napoleon	184	0	1	1	66	2	2	1
New Philadelphia	35	138	3	0	76	0	9	0
Newton Falls	19	0	1	5	3	0	0	0
Niles	108	0	0	2	22	0	1	17
Norwalk	223	0	4	9	143	0	1	0
Oakwood [PT]	6	0	0	0	1	0	0	2
Oberlin	45	0	1	5	21	0	3	4
Oregon	7	57	2	1	39	0	2	5
Ottawa County	0	246	0	23	31	0	1	2
Painesville	9	137	6	8	52	0	0	1
Parma	113	0	1	0	280	0	25	387
Perrysburg	16	260	0	3	197	0	0	1
Portage Co. (Kent)	2	42	3	4	20	0	0	0
Portage Co. (Ravenna)	39	320	5	47	146	0	3	1
Portsmouth	3	61	5	0	21	14	1	0
Putnam County	35	0	0	0	26	0	0	2
Rocky River	8	358	7	13	214	0	2	0
Sandusky	1	391	5	16	111	0	2	2
Shaker Heights	342	0	1	5	192	0	0	0
Shelby [PT]	22	0	0	0	0	0	0	0
Sidney	94	0	1	11	32	0	0	0
South Euclid	0	230	0	0	100	0	3	5
Steubenville	0	146	1	0	50	0	1	0
Stow	259	30	0	29	106	0	1	41
Struthers [PT]	56	0	0	0	10	0	1	2
Sylvania	172	0	0	0	162	2	2	0
Tiffin	193	0	0	0	102	0	2	4
Toledo	5	2,938	21	10	655	0	5	34
Toledo (Housing)	1	164	8	0	43	0	0	6
Upper Sandusky	54	0	0	23	4	0	0	6
Van Wert	51	0	0	0	13	0	0	0
Vandalia	0	101	0	6	58	0	1	20
Vermilion [PT]	36	0	0	0	28	0	1	4
Wadsworth	0	0	59	0	2	0	0	1
Warren	33	200	4	3	62	0	0	6
Washington C. H.	241	0	1	0	4	0	0	0
Wayne County	6	41	0	114	9	0	3	647
Willoughby	26	265	1	192	41	0	3	2
Xenia	68	0	0	18	56	0	1	9
Youngstown	14	577	2	1	247	0	2	2
Zanesville	113	0	0	0	35	2	0	47
Statewide	9,627	26,831	547	2,928	12,105	31	319	2,815



COUNTY COURTS





County Courts
 Composite Administrative Judge Report for the Entire State
 2012

	Felonies	Misdemeanors	O.V.I.	Other Traffic	Personal Injury and Property Damage	Contracts	F.E.D.	Other Civil	Small Claims	Total
Cases Pending Beginning of Year	566	2,434	485	8,295	77	4,233	725	512	914	18,241
New Cases Filed	4,707	22,449	5,102	111,869	214	11,445	3,652	1,644	3,408	164,490
Transferred in, Reactivated or Redesignated Cases	1,016	4,018	218	4,869	4	152	19	13	22	10,331
Total Cases	6,289	28,901	5,805	125,033	295	15,830	4,396	2,169	4,344	193,062
Cases Terminated By:										
Hearing by Judge	1,444	6,347	1,144	13,060	108	7,142	1,250	804	1,874	33,173
Hearing by Magistrate	X	71	5	198	6	499	386	6	205	1,376
Transfer (Includes individual judge assignment)	1,179	10,840	3,722	8,297	43	1,056	414	9	8	25,568
Dismissal: Lack of Speedy Trial (CR) or Want of Prosecution (CV)	2	63	12	94	4	120	16	4	21	336
Other Dismissals	1,459	2,285	86	1,627	38	1,848	1,449	235	923	9,950
Violations Bureau	X	1,747	X	83,753	X	X	X	X	X	85,500
Unavailability of Accused	1,283	4,375	260	7,148	1	18	6	3	23	13,117
Bankruptcy Stay or Interlocutory Appeal	2	11	2	9	2	243	9	11	16	305
All Other Terminations	247	349	55	1,594	8	445	236	456	376	3,766
Total Terminations	5,616	26,088	5,286	115,780	210	11,371	3,766	1,528	3,446	173,091
Cases Pending End of Year	673	2,813	519	9,253	85	4,459	630	641	898	19,971
Time Guideline (Months)	1	6	6	6	24	12	12	12	6	X
Cases Pending End of Year Beyond Time Guideline	321	650	89	2,133	3	849	100	109	283	4,537

"X" indicates data not applicable.

County Courts
Composite Individual Judge Report for the Entire State
2012

	Misdemeanors	O.V.I.	Other Traffic	Personal Injury and Property Damage	Contracts	F.I.D.	Other Civil	Total
Cases Pending Beginning of Year	2,513	1,044	1,818	26	339	141	2	5,883
New Cases Filed	10,711	3,659	8,107	44	1,095	412	9	24,037
Transferred in, Reactivated or Redesignated Cases	998	127	611	3	28	3	0	1,770
Total Cases	14,222	4,830	10,536	73	1,462	556	11	31,690
Cases Terminated By:								
Jury Trial	71	29	71	0	25	34	0	230
Court Trial	444	113	387	11	274	135	3	1,367
Default	X	X	X	2	227	50	0	279
Guilty or No Contest Plea to Original Charge	3,857	1,841	2,679	X	X	X	X	8,377
Guilty or No Contest Plea to Reduced Charge	2,636	1,264	3,239	X	X	X	X	7,139
Dismissal: Lack of Speedy Trial (CR) or Want of Prosecution (CV)	6	2	35	1	3	5	0	52
Other Dismissals	3,225	213	1,265	26	386	96	2	5,213
Transferred Out	221	79	40	1	12	2	0	355
Referred to Private Judge	X	X	X	0	0	0	0	0
Unavailability of Accused	1,090	144	776	0	1	0	0	2,011
Bankruptcy Stay or Interlocutory Appeal	0	0	1	1	44	0	0	46
All Other Terminations	127	39	93	1	86	6	0	352
Total Terminations	11,677	3,724	8,586	43	1,058	328	5	25,421
Cases Pending End of Year	2,545	1,106	1,950	31	407	233	6	6,269
Time Guideline (Months)	6	6	6	24	12	12	12	X
Cases Pending End of Year Beyond Time Guideline	511	182	336	4	53	39	1	1,126

“X” indicates data not applicable.

County Courts
Overall Caseloads
2012

Court	Judges	-----Population-----		New Filings, Transfers, -----and Reactivations-----			-----Terminations-----			Clearance Rate
		Total	Per Judge	Total	Per Judge	Per 1,000 Pop.	Total	Per Judge	Per 1,000 Pop.	
Adams Co.	1	28,550	28,550	3,793	3,793	133	3,784	3,784	133	100%
Ashtabula Co. (Eastern)	1	27,519	27,519	4,772	4,772	173	5,144	5,144	187	108%
Ashtabula Co. (Western)	1	28,362	28,362	4,778	4,778	168	4,639	4,639	164	97%
Belmont Co. (Eastern)	1	17,817	17,817	4,309	4,309	242	4,475	4,475	251	104%
Belmont Co. (Northern)	1	18,585	18,585	3,786	3,786	204	3,750	3,750	202	99%
Belmont Co. (Western)	1	33,998	33,998	5,714	5,714	168	5,731	5,731	169	100%
Butler Co. #1	1	39,730	39,730	4,736	4,736	119	4,648	4,648	117	98%
Butler Co. #2	1	63,414	63,414	9,291	9,291	147	8,966	8,966	141	97%
Butler Co. #3	1	75,997	75,997	11,914	11,914	157	11,996	11,996	158	101%
Fulton Co. (Eastern)	1	21,108	21,108	4,725	4,725	224	4,698	4,698	223	99%
Fulton Co. (Western)	1	21,590	21,590	5,668	5,668	263	5,421	5,421	251	96%
Harrison Co.	1	15,864	15,864	4,346	4,346	274	4,208	4,208	265	97%
Highland Co.	1	6,725	6,725	1,010	1,010	150	998	998	148	99%
Jefferson Co. #1	1	16,688	16,688	3,092	3,092	185	3,000	3,000	180	97%
Jefferson Co. #2	1	21,204	21,204	2,263	2,263	107	2,362	2,362	111	104%
Jefferson Co. #3	1	13,158	13,158	2,529	2,529	192	2,279	2,279	173	90%
Mahoning Co. #2	1	40,882	40,882	8,815	8,815	216	8,844	8,844	216	100%
Mahoning Co. #3	1	20,048	20,048	3,111	3,111	155	3,201	3,201	160	103%
Mahoning Co. #4	1	42,595	42,595	13,013	13,013	306	13,021	13,021	306	100%
Mahoning Co. #5	1	23,541	23,541	7,245	7,245	308	7,165	7,165	304	99%
Meigs Co.	1	23,770	23,770	6,433	6,433	271	5,785	5,785	243	90%
Monroe Co.	1	14,642	14,642	1,593	1,593	109	1,509	1,509	103	95%
Morgan Co.	1	15,054	15,054	708	708	47	690	690	46	97%
Muskingum Co.	2	60,587	30,294	11,672	5,836	193	11,544	5,772	191	99%
Noble Co.	1	14,645	14,645	2,137	2,137	146	2,125	2,125	145	99%
Paulding Co.	1	19,614	19,614	2,977	2,977	152	2,832	2,832	144	95%
Perry Co.	1	36,058	36,058	2,634	2,634	73	2,597	2,597	72	99%
Pike Co.	1	28,709	28,709	6,012	6,012	209	5,801	5,801	202	96%
Sandusky Co. #1	1	14,925	14,925	7,085	7,085	475	7,286	7,286	488	103%
Sandusky Co. #2	1	12,622	12,622	6,215	6,215	492	5,899	5,899	467	95%
Trumbull Co. (Central)	1	21,210	21,210	3,013	3,013	142	2,950	2,950	139	98%
Trumbull Co. (Eastern)	1	13,692	13,692	1,453	1,453	106	1,534	1,534	112	106%
Tuscarawas Co.	1	26,037	26,037	4,717	4,717	181	4,649	4,649	179	99%
Vinton Co.	1	13,435	13,435	2,704	2,704	201	2,667	2,667	199	99%
Warren Co.	2	80,434	40,217	8,328	4,164	104	8,277	4,139	103	99%
Statewide	37	11,536,504	26,292	176,591	4,773	182	174,475	4,716	179	99%

All population data from 2010 U.S. Census.

County Courts
Felony Overall Caseloads
2012

Court	Cases Pending January 1	New Filings	Reactivations and Transfers	Total Cases	Total Terminations	Clearance Rate	Cases Pending December 31	Cases Pending Beyond Time Guidelines
Adams Co.	4	136	10	150	147	101%	3	0
Ashtabula Co. (Eastern)	19	170	19	208	194	103%	14	10
Ashtabula Co. (Western)	4	173	18	195	181	95%	14	2
Belmont Co. (Eastern)	6	162	0	168	159	98%	9	2
Belmont Co. (Northern)	10	244	1	255	244	100%	11	5
Belmont Co. (Western)	8	115	0	123	118	103%	5	3
Butler Co. #1	20	148	60	228	215	103%	13	1
Butler Co. #2	14	214	85	313	293	98%	20	5
Butler Co. #3	25	375	165	565	549	102%	16	3
Fulton Co. (Eastern)	3	45	0	48	45	100%	3	0
Fulton Co. (Western)	0	56	17	73	72	99%	1	0
Harrison Co.	3	83	1	87	75	89%	12	1
Highland Co.	0	63	5	68	64	94%	4	0
Jefferson Co. #1	29	114	2	145	109	94%	36	30
Jefferson Co. #2	23	78	4	105	92	112%	13	9
Jefferson Co. #3	188	36	1	225	13	35%	212	71
Mahoning Co. #2	47	486	153	686	637	100%	49	28
Mahoning Co. #3	4	86	49	139	130	96%	9	4
Mahoning Co. #4	21	298	148	467	450	101%	17	2
Mahoning Co. #5	9	101	33	143	135	101%	8	2
Meigs Co.	58	252	8	318	232	89%	86	70
Monroe Co.	7	44	5	56	52	106%	4	2
Morgan Co.	0	17	1	18	18	100%	0	0
Muskingum Co.	1	75	22	98	93	96%	5	0
Noble Co.	0	38	0	38	37	97%	1	0
Paulding Co.	1	43	0	44	35	81%	9	4
Perry Co.	1	56	47	104	103	100%	1	1
Pike Co.	20	264	57	341	322	100%	19	13
Sandusky Co. #1	6	50	5	61	58	105%	3	2
Sandusky Co. #2	15	65	3	83	38	56%	45	44
Trumbull Co. (Central)	11	141	10	162	152	101%	10	3
Trumbull Co. (Eastern)	5	72	8	85	81	101%	4	2
Tuscarawas Co.	0	38	0	38	37	97%	1	0
Vinton Co.	3	139	6	148	144	99%	4	0
Warren Co.	1	230	73	304	292	96%	12	2
Statewide	566	4,707	1,016	6,289	5,616	98%	673	321

County Courts
Felony Terminations
2012

Court	Preliminary Hearing Bindover	Waiver Preliminary Hearing	Dismissal: Lack of Speedy Trial	Other Dismissals	Unavailability of Accused	Bankruptcy Stay/Interlocutory Appeal	Other Terminations
Adams Co.	54	0	0	78	15	0	0
Ashtabula Co. (Eastern)	60	52	1	47	15	0	19
Ashtabula Co. (Western)	27	87	0	41	25	0	1
Belmont Co. (Eastern)	57	0	0	49	49	0	4
Belmont Co. (Northern)	61	0	0	79	101	0	3
Belmont Co. (Western)	52	0	0	38	22	0	6
Butler Co. #1	44	20	0	84	60	0	7
Butler Co. #2	61	61	0	91	78	1	1
Butler Co. #3	92	100	0	187	167	0	3
Fulton Co. (Eastern)	0	0	0	15	0	0	30
Fulton Co. (Western)	8	2	0	20	22	0	20
Harrison Co.	7	11	0	55	2	0	0
Highland Co.	4	27	0	27	6	0	0
Jefferson Co. #1	51	47	0	11	0	0	0
Jefferson Co. #2	61	2	0	19	8	0	2
Jefferson Co. #3	0	12	0	1	0	0	0
Mahoning Co. #2	272	7	0	203	149	0	6
Mahoning Co. #3	23	26	0	29	51	0	1
Mahoning Co. #4	179	2	0	63	176	0	30
Mahoning Co. #5	8	22	0	65	31	0	9
Meigs Co.	0	225	0	7	0	0	0
Monroe Co.	4	0	0	0	1	0	47
Morgan Co.	0	8	0	10	0	0	0
Muskingum Co.	17	30	0	13	24	1	8
Noble Co.	10	24	0	3	0	0	0
Paulding Co.	0	32	0	2	1	0	0
Perry Co.	12	17	0	15	58	0	1
Pike Co.	92	57	0	125	48	0	0
Sandusky Co. #1	8	3	0	16	5	0	26
Sandusky Co. #2	8	6	0	15	1	0	8
Trumbull Co. (Central)	19	101	0	17	15	0	0
Trumbull Co. (Eastern)	19	46	0	9	7	0	0
Tuscarawas Co.	4	25	0	6	1	0	1
Vinton Co.	70	1	1	6	66	0	0
Warren Co.	60	126	0	13	79	0	14
Statewide	1,444	1,179	2	1,459	1,283	2	247

County Courts
Misdemeanor Overall Caseloads
2012

Court	Cases Pending January 1	New Filings	Reactivations and Transfers	Total Cases	Total Terminations	Clearance Rate	Cases Pending December 31	Cases Pending Beyond Time Guidelines
Adams Co.	53	436	129	618	562	99%	56	6
Ashtabula Co. (Eastern)	182	493	109	784	663	110%	121	29
Ashtabula Co. (Western)	136	1,035	267	1,438	1,225	94%	213	3
Belmont Co. (Eastern)	92	659	0	751	645	98%	106	5
Belmont Co. (Northern)	72	912	1	985	896	98%	89	2
Belmont Co. (Western)	43	616	1	660	604	98%	56	1
Butler Co. #1	285	1,466	301	2,052	1,739	98%	313	17
Butler Co. #2	375	1,320	465	2,160	1,660	93%	500	70
Butler Co. #3	350	1,774	908	3,032	2,674	100%	358	37
Fulton Co. (Eastern)	81	409	1	491	412	100%	79	3
Fulton Co. (Western)	67	566	74	707	634	99%	73	2
Harrison Co.	122	470	111	703	575	99%	128	39
Highland Co.	39	351	144	534	491	99%	43	0
Jefferson Co. #1	132	341	1	474	349	102%	125	82
Jefferson Co. #2	104	216	12	332	259	114%	73	16
Jefferson Co. #3	305	217	1	523	174	80%	349	111
Mahoning Co. #2	293	1,260	518	2,071	1,768	99%	303	47
Mahoning Co. #3	81	471	118	670	625	106%	45	2
Mahoning Co. #4	188	1,063	523	1,774	1,619	102%	155	8
Mahoning Co. #5	42	387	139	568	500	95%	68	5
Meigs Co.	446	443	22	911	399	86%	512	344
Monroe Co.	76	438	41	555	449	94%	106	26
Morgan Co.	27	251	17	295	265	99%	30	1
Muskingum Co.	141	1,187	216	1,544	1,352	96%	192	0
Noble Co.	20	195	0	215	193	99%	22	0
Paulding Co.	68	424	42	534	439	94%	95	19
Perry Co.	115	542	59	716	624	104%	92	14
Pike Co.	152	859	249	1,260	1,050	95%	210	75
Sandusky Co. #1	93	322	26	441	374	107%	67	5
Sandusky Co. #2	187	241	13	441	212	83%	229	156
Trumbull Co. (Central)	144	537	43	724	586	101%	138	8
Trumbull Co. (Eastern)	129	310	22	461	379	114%	82	21
Tuscarawas Co.	146	803	58	1,007	869	101%	138	1
Vinton Co.	21	384	13	418	366	92%	52	0
Warren Co.	140	1,051	372	1,563	1,423	100%	140	6
Statewide	4,947	22,449	5,016	32,412	27,054	99%	5,358	1,161

County Courts
Misdemeanor Terminations
2012

Court	Jury Trial	Court Trial	Guilty/No Contest to Original Charge Judge	Guilty/No Contest to Original Charge Magistrate	Guilty/No Contest to Reduced Charge	Dismissal: Lack of Speedy Trial	Other Dismissals	Violations Bureau	Transferred Out	Unavailability of Party	Bankruptcy Stay/Interlocutory Appeal	Other Terminations
Adams Co.	1	15	204	0	33	0	95	93	0	120	0	0
Ashtabula Co. (Eastern)	1	3	268	1	60	11	158	41	0	116	0	5
Ashtabula Co. (Western)	5	9	534	0	50	0	255	61	1	290	1	18
Belmont Co. (Eastern)	1	3	267	0	42	0	172	1	0	136	0	23
Belmont Co. (Northern)	0	1	485	0	29	0	170	3	0	188	0	20
Belmont Co. (Western)	0	3	210	0	24	0	131	36	0	179	0	21
Butler Co. #1	2	47	383	8	364	0	348	345	33	206	0	3
Butler Co. #2	4	19	590	45	104	1	289	67	38	498	0	5
Butler Co. #3	4	28	437	7	375	0	803	76	43	899	1	1
Fulton Co. (Eastern)	0	0	81	0	55	9	123	23	0	21	0	97
Fulton Co. (Western)	1	146	198	0	11	0	164	26	0	86	0	3
Harrison Co.	0	1	147	0	27	0	238	27	0	135	0	0
Highland Co.	0	4	203	0	37	0	121	25	3	96	0	1
Jefferson Co. #1	0	1	232	0	34	0	55	19	2	0	0	6
Jefferson Co. #2	0	0	130	0	33	0	35	19	0	29	0	12
Jefferson Co. #3	0	24	53	7	26	0	42	14	0	0	0	8
Mahoning Co. #2	1	5	650	0	269	0	285	16	12	456	0	54
Mahoning Co. #3	1	1	210	0	151	4	104	45	4	93	0	5
Mahoning Co. #4	0	7	611	0	136	0	254	57	0	443	0	36
Mahoning Co. #5	1	0	162	0	86	3	101	17	0	85	0	23
Meigs Co.	0	0	131	0	34	0	190	42	0	0	0	1
Monroe Co.	2	7	144	0	40	0	145	41	0	31	0	39
Morgan Co.	0	0	113	0	37	0	38	63	0	12	0	1
Muskingum Co.	17	9	904	0	0	6	48	142	20	214	0	0
Noble Co.	0	0	141	0	0	12	3	20	0	17	0	0
Paulding Co.	6	22	204	3	44	0	59	30	0	70	0	2
Perry Co.	1	11	337	0	56	6	82	64	0	66	0	1
Pike Co.	0	0	456	0	54	0	264	1	0	274	0	0
Sandusky Co. #1	0	0	119	0	64	2	112	36	0	39	0	2
Sandusky Co. #2	0	0	83	0	22	0	67	25	1	4	0	7
Trumbull Co. (Central)	3	4	235	0	71	0	140	45	7	81	0	0
Trumbull Co. (Eastern)	1	0	164	0	47	11	104	2	1	44	0	0
Tuscarawas Co.	3	8	500	0	117	0	111	7	0	75	0	46
Vinton Co.	15	39	167	0	0	0	15	63	0	67	0	0
Warren Co.	1	27	451	0	104	4	189	155	56	395	9	36
Statewide	71	444	10,204	71	2,636	69	5,510	1,747	221	5,465	11	476

County Courts
Operating a Vehicle While Under the Influence Overall Caseloads
2012

Court	Cases Pending January 1	New Filings	Reactivations and Transfers	Total Cases	Total Terminations	Clearance Rate	Cases Pending December 31	Cases Pending Beyond Time Guidelines
Adams Co.	31	93	12	136	102	97%	34	8
Ashtabula Co. (Eastern)	63	144	13	220	171	109%	49	8
Ashtabula Co. (Western)	47	247	31	325	263	95%	62	0
Belmont Co. (Eastern)	29	180	0	209	169	94%	40	6
Belmont Co. (Northern)	21	191	0	212	196	103%	16	0
Belmont Co. (Western)	24	232	0	256	222	96%	34	3
Butler Co. #1	43	162	11	216	178	103%	38	1
Butler Co. #2	94	264	21	379	226	79%	153	24
Butler Co. #3	109	393	52	554	456	102%	98	6
Fulton Co. (Eastern)	16	80	0	96	76	95%	20	0
Fulton Co. (Western)	10	71	4	85	64	85%	21	1
Harrison Co.	11	94	3	108	90	93%	18	1
Highland Co.	1	28	1	30	24	83%	6	0
Jefferson Co. #1	95	156	1	252	154	98%	98	62
Jefferson Co. #2	49	82	21	152	111	108%	41	16
Jefferson Co. #3	79	75	0	154	59	79%	95	21
Mahoning Co. #2	91	268	17	376	259	91%	117	18
Mahoning Co. #3	27	103	3	133	105	99%	28	1
Mahoning Co. #4	139	482	33	654	495	96%	159	8
Mahoning Co. #5	37	202	14	253	197	91%	56	4
Meigs Co.	85	90	6	181	83	86%	98	33
Monroe Co.	12	59	3	74	51	82%	23	4
Morgan Co.	4	46	1	51	40	85%	11	0
Muskingum Co.	80	267	24	371	329	113%	42	0
Noble Co.	11	45	0	56	47	104%	9	0
Paulding Co.	26	105	4	135	112	103%	23	4
Perry Co.	24	107	6	137	118	104%	19	3
Pike Co.	44	138	32	214	177	104%	37	9
Sandusky Co. #1	41	126	7	174	150	113%	24	3
Sandusky Co. #2	31	40	1	72	43	105%	29	18
Trumbull Co. (Central)	37	91	4	132	103	108%	29	0
Trumbull Co. (Eastern)	22	39	0	61	48	123%	13	5
Tuscarawas Co.	31	113	2	146	125	109%	21	1
Vinton Co.	11	70	3	84	68	93%	16	1
Warren Co.	54	219	15	288	240	103%	48	2
Statewide	1,529	5,102	345	6,976	5,351	98%	1,625	271

County Courts
Operating a Vehicle While Under the Influence Terminations
2012

Court	Jury Trial	Court Trial	Guilty/No Contest to Original Charge Judge	Guilty/No Contest to Original Charge Magistrate	Guilty/No Contest to Reduced Charge	Dismissal: Lack of Speedy Trial	Other Dismissals	Transferred Out	Unavailability of Party	Bankruptcy Stay/Interlocutory Appeal	Other Terminations
Adams Co.	0	0	61	0	21	0	8	0	12	0	0
Ashtabula Co. (Eastern)	1	0	111	0	27	1	10	0	21	0	0
Ashtabula Co. (Western)	0	0	174	0	44	1	8	0	32	0	4
Belmont Co. (Eastern)	0	1	74	0	62	0	14	0	9	0	9
Belmont Co. (Northern)	0	1	122	0	38	0	13	1	18	0	3
Belmont Co. (Western)	0	1	142	0	30	0	13	0	24	0	12
Butler Co. #1	2	3	63	0	49	0	1	51	9	0	0
Butler Co. #2	2	2	137	0	37	0	20	5	22	0	1
Butler Co. #3	4	1	185	3	191	0	11	7	53	0	1
Fulton Co. (Eastern)	0	0	33	0	26	3	3	0	0	0	11
Fulton Co. (Western)	0	35	16	0	2	0	7	0	3	0	0
Harrison Co.	0	1	62	0	16	0	7	0	4	0	0
Highland Co.	0	0	8	0	12	0	1	0	3	0	0
Jefferson Co. #1	0	8	124	0	10	0	2	0	0	0	10
Jefferson Co. #2	0	0	72	0	7	0	5	1	20	0	6
Jefferson Co. #3	0	29	16	1	12	0	1	0	0	0	0
Mahoning Co. #2	0	1	130	0	100	0	3	1	16	0	1
Mahoning Co. #3	1	0	77	0	14	0	3	0	3	0	4
Mahoning Co. #4	0	1	159	1	213	0	37	0	39	0	24
Mahoning Co. #5	0	0	79	0	66	1	7	0	11	0	2
Meigs Co.	0	0	53	0	12	0	16	0	1	0	1
Monroe Co.	0	0	29	0	15	0	2	0	3	0	2
Morgan Co.	0	0	31	0	4	0	5	0	0	0	0
Muskingum Co.	9	3	273	0	2	6	9	10	18	1	0
Noble Co.	0	0	41	0	0	0	1	0	5	0	0
Paulding Co.	0	1	66	0	32	0	10	0	3	0	0
Perry Co.	1	4	96	0	8	1	3	0	5	0	0
Pike Co.	0	0	102	0	27	0	17	0	30	0	1
Sandusky Co. #1	0	0	61	0	62	0	19	0	4	0	1
Sandusky Co. #2	0	0	23	0	13	0	7	0	0	0	0
Trumbull Co. (Central)	0	0	54	0	35	0	8	0	6	0	0
Trumbull Co. (Eastern)	0	0	24	0	16	0	8	0	0	0	0
Tuscarawas Co.	0	0	92	0	21	0	8	0	3	0	1
Vinton Co.	6	19	32	0	0	0	4	0	7	0	0
Warren Co.	3	2	163	0	40	1	8	3	20	1	0
Statewide	29	113	2,985	5	1,264	14	299	79	404	2	94

County Courts
Other Traffic Overall Caseloads
2012

Court	Cases Pending January 1	New Filings	Reactivations and Transfers	Total Cases	Total Terminations	Clearance Rate	Cases Pending December 31	Cases Pending Beyond Time Guidelines
Adams Co.	172	2,367	153	2,692	2,552	101%	140	1
Ashtabula Co. (Eastern)	276	3,010	229	3,515	3,403	105%	112	7
Ashtabula Co. (Western)	134	2,217	98	2,449	2,274	98%	175	1
Belmont Co. (Eastern)	335	2,686	0	3,021	2,773	103%	248	2
Belmont Co. (Northern)	127	1,783	3	1,913	1,794	100%	119	0
Belmont Co. (Western)	540	4,109	0	4,649	4,135	101%	514	2
Butler Co. #1	165	1,839	102	2,106	1,943	100%	163	2
Butler Co. #2	726	5,287	340	6,353	5,539	98%	814	88
Butler Co. #3	505	6,034	589	7,128	6,591	100%	537	19
Fulton Co. (Eastern)	220	3,591	10	3,821	3,579	99%	242	2
Fulton Co. (Western)	198	3,978	223	4,399	4,062	97%	337	7
Harrison Co.	125	3,044	285	3,454	3,203	96%	251	28
Highland Co.	5	246	18	269	262	99%	7	0
Jefferson Co. #1	314	2,105	0	2,419	2,066	98%	353	278
Jefferson Co. #2	150	1,351	87	1,588	1,492	104%	96	4
Jefferson Co. #3	691	1,873	68	2,632	1,820	94%	812	493
Mahoning Co. #2	491	4,627	252	5,370	4,955	102%	415	30
Mahoning Co. #3	133	1,904	81	2,118	2,017	102%	101	2
Mahoning Co. #4	660	8,352	563	9,575	8,888	100%	687	9
Mahoning Co. #5	297	5,583	290	6,170	5,821	99%	349	1
Meigs Co.	1,007	5,248	22	6,277	4,707	89%	1,570	823
Monroe Co.	35	743	25	803	745	97%	58	14
Morgan Co.	14	235	13	262	252	102%	10	0
Muskingum Co.	499	8,808	49	9,356	8,845	100%	511	0
Noble Co.	27	1,736	0	1,763	1,716	99%	47	0
Paulding Co.	31	1,910	55	1,996	1,869	95%	127	1
Perry Co.	110	1,002	71	1,183	1,106	103%	77	18
Pike Co.	258	3,597	231	4,086	3,767	98%	319	56
Sandusky Co. #1	473	5,737	435	6,645	6,314	102%	331	3
Sandusky Co. #2	850	5,416	261	6,527	5,485	97%	1,042	562
Trumbull Co. (Central)	126	1,722	50	1,898	1,718	97%	180	1
Trumbull Co. (Eastern)	53	583	27	663	634	104%	29	3
Tuscarawas Co.	134	3,096	58	3,288	3,109	99%	179	8
Vinton Co.	84	1,801	20	1,905	1,838	101%	67	0
Warren Co.	148	4,249	772	5,169	4,985	99%	184	4
Statewide	10,113	111,869	5,480	127,462	116,259	99%	11,203	2,469

County Courts
Other Traffic Terminations
2012

Court	Jury Trial	Court Trial	Guilty/No Contest to Original Charge Judge	Guilty/No Contest to Original Charge Magistrate	Guilty/No Contest to Reduced Charge	Dismissal: Lack of Speedy Trial	Other Dismissals	Violations Bureau	Transferred Out	Unavailability of Party	Bankruptcy Stay/Interlocutory Appeal	Other Terminations
Adams Co.	1	2	274	0	25	1	95	1,974	0	178	0	2
Ashtabula Co. (Eastern)	1	4	306	1	78	34	90	2,512	0	371	0	6
Ashtabula Co. (Western)	2	1	485	0	43	0	86	1,421	0	211	0	22
Belmont Co. (Eastern)	0	9	295	0	56	0	50	2,131	0	225	0	7
Belmont Co. (Northern)	0	0	270	0	24	0	44	1,279	1	174	0	2
Belmont Co. (Western)	0	12	182	1	15	0	42	3,555	0	311	0	17
Butler Co. #1	0	31	274	0	65	0	157	1,273	7	136	0	0
Butler Co. #2	7	25	807	1	73	0	198	3,944	5	478	0	1
Butler Co. #3	3	29	832	83	194	1	484	4,198	9	755	1	2
Fulton Co. (Eastern)	0	1	108	0	159	12	59	2,657	0	220	0	361
Fulton Co. (Western)	3	105	245	1	19	3	48	3,273	0	347	0	17
Harrison Co.	0	4	162	0	232	1	74	2,386	0	343	0	1
Highland Co.	0	2	138	1	1	0	10	92	0	18	0	0
Jefferson Co. #1	0	3	569	0	19	0	103	1,224	0	0	0	148
Jefferson Co. #2	1	0	268	0	28	0	40	1,020	0	118	0	17
Jefferson Co. #3	0	14	157	71	43	0	28	1,418	0	79	0	8
Mahoning Co. #2	6	0	1,187	0	485	2	119	2,500	2	297	0	345
Mahoning Co. #3	2	1	529	1	47	1	36	1,243	0	49	0	99
Mahoning Co. #4	0	14	1,221	1	491	0	120	6,270	0	191	0	541
Mahoning Co. #5	1	2	397	0	244	12	137	4,409	0	486	0	21
Meigs Co.	0	0	487	0	74	0	63	4,060	0	0	1	19
Monroe Co.	0	11	92	0	17	1	9	561	0	43	0	11
Morgan Co.	0	0	63	0	4	0	15	164	0	6	0	0
Muskingum Co.	4	20	729	0	2	6	21	7,983	1	73	0	6
Noble Co.	0	0	66	0	0	7	3	1,638	0	2	0	0
Paulding Co.	0	14	202	0	16	0	9	1,560	0	66	0	2
Perry Co.	0	10	141	0	9	11	23	825	0	86	0	0
Pike Co.	0	6	2,208	34	19	0	160	1,029	0	312	0	0
Sandusky Co. #1	1	2	290	0	269	17	174	4,894	0	653	0	10
Sandusky Co. #2	3	1	300	0	168	3	76	4,559	0	362	0	3
Trumbull Co. (Central)	0	1	488	0	135	1	128	846	0	119	0	0
Trumbull Co. (Eastern)	0	0	275	1	37	3	24	256	0	37	0	0
Tuscarawas Co.	0	0	441	0	51	0	92	2,357	0	158	0	10
Vinton Co.	34	29	425	2	1	0	7	1,183	0	157	0	0
Warren Co.	2	34	826	0	96	13	68	3,059	15	863	8	9
Statewide	71	387	15,739	198	3,239	129	2,892	83,753	40	7,924	10	1,687

County Courts
Personal Injury and Property Damage Overall Caseloads
2012

Court	Cases Pending January 1	New Filings	Reactivations and Transfers	Total Cases	Total Terminations	Clearance Rate	Cases Pending December 31	Cases Pending Beyond Time Guidelines
Adams Co.	6	12	0	18	13	108%	5	0
Ashtabula Co. (Eastern)	7	12	0	19	14	117%	5	0
Ashtabula Co. (Western)	0	0	0	0	0	-	0	0
Belmont Co. (Eastern)	1	3	0	4	4	133%	0	0
Belmont Co. (Northern)	0	10	0	10	5	50%	5	0
Belmont Co. (Western)	4	12	0	16	14	117%	2	0
Butler Co. #1	3	3	0	6	6	200%	0	0
Butler Co. #2	8	12	1	21	14	108%	7	2
Butler Co. #3	18	25	1	44	24	92%	20	3
Fulton Co. (Eastern)	1	9	0	10	6	67%	4	0
Fulton Co. (Western)	0	0	0	0	0	-	0	0
Harrison Co.	2	2	0	4	3	150%	1	0
Highland Co.	3	6	1	10	9	129%	1	0
Jefferson Co. #1	0	0	0	0	0	-	0	0
Jefferson Co. #2	0	0	0	0	0	-	0	0
Jefferson Co. #3	0	0	0	0	0	-	0	0
Mahoning Co. #2	9	15	1	25	13	81%	12	0
Mahoning Co. #3	3	1	0	4	3	300%	1	0
Mahoning Co. #4	6	8	0	14	12	150%	2	0
Mahoning Co. #5	1	3	0	4	2	67%	2	0
Meigs Co.	0	0	0	0	0	-	0	0
Monroe Co.	0	0	0	0	0	-	0	0
Morgan Co.	1	3	0	4	3	100%	1	0
Muskingum Co.	3	17	0	20	9	53%	11	0
Noble Co.	2	1	0	3	3	300%	0	0
Paulding Co.	0	0	0	0	0	-	0	0
Perry Co.	5	8	0	13	10	125%	3	1
Pike Co.	2	18	0	20	10	56%	10	0
Sandusky Co. #1	2	1	0	3	1	100%	2	1
Sandusky Co. #2	0	0	0	0	0	-	0	0
Trumbull Co. (Central)	3	8	1	12	5	56%	7	0
Trumbull Co. (Eastern)	1	3	0	4	3	100%	1	0
Tuscarawas Co.	0	0	0	0	0	-	0	0
Vinton Co.	0	0	0	0	0	-	0	0
Warren Co.	12	22	2	36	23	96%	13	0
Statewide	103	214	7	324	209	95%	115	7

County Courts
Personal Injury and Property Damage Terminations
2012

Court	Jury Trial	Court Trial	Default Hearing by Judge	Default Hearing by Magistrate	Dismissal: Want of Prosecution	Other Dismissals	Transferred Out	Private Judge	Unavailability of Party	Bankruptcy Stay/Interlocutory Appeal	Other Terminations
Adams Co.	0	0	9	0	3	1	0	0	0	0	0
Ashtabula Co. (Eastern)	0	1	7	0	0	4	0	0	1	1	0
Ashtabula Co. (Western)	0	0	0	0	0	0	0	0	0	0	0
Belmont Co. (Eastern)	0	0	1	0	0	3	0	0	0	0	0
Belmont Co. (Northern)	0	0	2	0	0	3	0	0	0	0	0
Belmont Co. (Western)	0	0	7	0	0	7	0	0	0	0	0
Butler Co. #1	0	1	4	0	0	1	0	0	0	0	0
Butler Co. #2	0	0	8	0	1	4	1	0	0	0	0
Butler Co. #3	0	0	15	0	0	9	0	0	0	0	0
Fulton Co. (Eastern)	0	0	0	0	0	1	0	0	0	1	4
Fulton Co. (Western)	0	0	0	0	0	0	0	0	0	0	0
Harrison Co.	0	0	2	0	0	1	0	0	0	0	0
Highland Co.	0	1	7	0	0	1	0	0	0	0	0
Jefferson Co. #1	0	0	0	0	0	0	0	0	0	0	0
Jefferson Co. #2	0	0	0	0	0	0	0	0	0	0	0
Jefferson Co. #3	0	0	0	0	0	0	0	0	0	0	0
Mahoning Co. #2	0	0	9	0	0	4	0	0	0	0	0
Mahoning Co. #3	0	0	1	0	0	2	0	0	0	0	0
Mahoning Co. #4	0	0	6	0	0	2	0	0	0	0	5
Mahoning Co. #5	0	0	3	0	0	0	0	0	0	0	0
Meigs Co.	0	0	0	0	0	0	0	0	0	0	0
Monroe Co.	0	0	0	0	0	0	0	0	0	0	0
Morgan Co.	0	2	1	0	0	0	0	0	0	0	0
Muskingum Co.	0	0	4	0	0	4	0	0	0	0	0
Noble Co.	0	0	0	0	0	3	0	0	0	0	0
Paulding Co.	0	0	0	0	0	0	0	0	0	0	0
Perry Co.	0	0	6	0	0	4	0	0	0	0	0
Pike Co.	0	0	8	0	0	1	0	0	0	1	0
Sandusky Co. #1	0	0	1	0	0	0	0	0	0	0	0
Sandusky Co. #2	0	0	0	0	0	0	0	0	0	0	0
Trumbull Co. (Central)	0	1	3	0	0	1	0	0	0	0	0
Trumbull Co. (Eastern)	0	1	1	0	1	0	0	0	0	0	0
Tuscarawas Co.	0	0	0	0	0	0	0	0	0	0	0
Vinton Co.	0	0	0	0	0	0	0	0	0	0	0
Warren Co.	0	4	5	6	0	8	0	0	0	0	0
Statewide	0	11	110	6	5	64	1	0	1	3	9

County Courts
Contracts Overall Caseloads
2012

Court	Cases Pending January 1	New Filings	Reactivations and Transfers	Total Cases	Total Terminations	Clearance Rate	Cases Pending December 31	Cases Pending Beyond Time Guidelines
Adams Co.	104	288	1	393	260	90%	133	25
Ashtabula Co. (Eastern)	231	372	9	612	469	123%	143	30
Ashtabula Co. (Western)	136	475	3	614	472	99%	142	2
Belmont Co. (Eastern)	122	315	4	441	364	114%	77	0
Belmont Co. (Northern)	71	315	0	386	292	93%	94	1
Belmont Co. (Western)	121	425	0	546	436	103%	110	0
Butler Co. #1	150	442	4	596	382	86%	214	1
Butler Co. #2	426	866	25	1,317	870	98%	447	65
Butler Co. #3	558	843	15	1,416	904	105%	512	168
Fulton Co. (Eastern)	51	155	0	206	166	107%	40	2
Fulton Co. (Western)	0	0	0	0	0	-	0	0
Harrison Co.	71	178	4	253	197	108%	56	2
Highland Co.	21	69	2	92	71	100%	21	0
Jefferson Co. #1	129	234	2	365	212	90%	153	82
Jefferson Co. #2	193	239	0	432	220	92%	212	130
Jefferson Co. #3	205	179	3	387	146	80%	241	157
Mahoning Co. #2	256	670	9	935	703	104%	232	15
Mahoning Co. #3	74	224	7	305	238	103%	67	0
Mahoning Co. #4	180	770	5	955	743	96%	212	6
Mahoning Co. #5	91	318	9	418	313	96%	105	0
Meigs Co.	174	250	0	424	282	113%	142	76
Monroe Co.	0	0	0	0	0	-	0	0
Morgan Co.	23	74	1	98	74	99%	24	0
Muskingum Co.	171	742	11	924	656	87%	268	0
Noble Co.	31	101	0	132	110	109%	22	0
Paulding Co.	0	0	0	0	0	-	0	0
Perry Co.	155	492	1	648	442	90%	206	13
Pike Co.	116	398	0	514	335	84%	179	36
Sandusky Co. #1	69	202	0	271	205	101%	66	0
Sandusky Co. #2	113	127	2	242	87	67%	155	89
Trumbull Co. (Central)	89	296	2	387	279	94%	108	2
Trumbull Co. (Eastern)	104	252	5	361	261	102%	100	0
Tuscarawas Co.	66	287	5	358	265	91%	93	0
Vinton Co.	0	0	0	0	0	-	0	0
Warren Co.	271	847	51	1,169	880	98%	289	0
Statewide	4,572	11,445	180	16,197	11,334	97%	4,863	902

County Courts
Contracts Terminations
2012

Court	Jury Trial	Court Trial	Default Hearing by Judge	Default Hearing by Magistrate	Dismissal: Want of Prosecution	Other Dismissals	Transferred Out	Private Judge	Unavailability of Party	Bankruptcy Stay/Interlocutory Appeal	Other Terminations
Adams Co.	2	13	192	2	21	19	0	0	1	9	3
Ashtabula Co. (Eastern)	3	16	334	1	0	85	2	0	7	20	0
Ashtabula Co. (Western)	1	25	315	0	5	99	0	0	0	26	2
Belmont Co. (Eastern)	0	0	265	0	0	76	0	0	0	5	18
Belmont Co. (Northern)	0	0	231	0	0	40	0	0	0	10	11
Belmont Co. (Western)	0	0	342	0	0	78	0	0	0	10	6
Butler Co. #1	4	5	272	2	0	97	0	0	0	1	1
Butler Co. #2	2	12	564	25	46	161	2	0	1	28	29
Butler Co. #3	3	26	574	5	14	222	5	0	0	39	16
Fulton Co. (Eastern)	0	0	11	0	0	28	0	0	2	5	120
Fulton Co. (Western)	0	0	0	0	0	0	0	0	0	0	0
Harrison Co.	0	5	137	0	0	45	0	0	0	5	5
Highland Co.	0	5	49	0	0	16	0	0	0	1	0
Jefferson Co. #1	0	0	174	0	0	33	0	0	0	0	5
Jefferson Co. #2	0	0	196	0	0	24	0	0	0	0	0
Jefferson Co. #3	0	0	117	0	0	22	0	0	0	7	0
Mahoning Co. #2	5	10	502	2	0	138	1	0	0	19	19
Mahoning Co. #3	1	3	177	0	0	45	0	0	0	5	4
Mahoning Co. #4	0	38	397	1	0	88	0	0	0	9	268
Mahoning Co. #5	1	4	211	0	0	77	0	0	0	8	4
Meigs Co.	0	0	183	0	1	97	0	0	0	1	0
Monroe Co.	0	0	0	0	0	0	0	0	0	0	0
Morgan Co.	0	0	37	0	0	37	0	0	0	0	0
Muskingum Co.	0	0	510	0	0	122	2	0	3	15	1
Noble Co.	0	1	90	0	0	18	0	0	0	2	1
Paulding Co.	0	0	0	0	0	0	0	0	0	0	0
Perry Co.	2	13	339	0	9	65	0	0	0	14	0
Pike Co.	0	0	299	0	1	36	0	0	0	0	0
Sandusky Co. #1	1	0	153	0	0	35	0	0	4	3	9
Sandusky Co. #2	0	0	78	0	0	3	0	0	0	0	6
Trumbull Co. (Central)	0	24	188	0	11	50	0	0	0	6	0
Trumbull Co. (Eastern)	0	11	187	0	15	39	0	0	1	8	0
Tuscarawas Co.	0	10	195	0	0	55	0	0	0	5	0
Vinton Co.	0	0	0	0	0	0	0	0	0	0	0
Warren Co.	0	53	50	461	0	284	0	0	0	26	3
Statewide	25	274	7,369	499	123	2,234	12	0	19	287	531

County Courts
Forcible Entry and Detainer Overall Caseloads
2012

Court	Cases Pending January 1	New Filings	Reactivations and Transfers	Total Cases	Total Terminations	Clearance Rate	Cases Pending December 31	Cases Pending Beyond Time Guidelines
Adams Co.	13	111	0	124	112	101%	12	0
Ashtabula Co. (Eastern)	12	51	0	63	50	98%	13	0
Ashtabula Co. (Western)	11	124	0	135	126	102%	9	0
Belmont Co. (Eastern)	38	93	0	131	122	131%	9	0
Belmont Co. (Northern)	17	114	0	131	117	103%	14	0
Belmont Co. (Western)	7	47	0	54	43	91%	11	0
Butler Co. #1	11	86	0	97	78	91%	19	3
Butler Co. #2	45	236	2	283	225	95%	58	9
Butler Co. #3	102	618	2	722	647	104%	75	16
Fulton Co. (Eastern)	16	76	0	92	69	91%	23	0
Fulton Co. (Western)	27	94	1	122	96	101%	26	1
Harrison Co.	7	33	1	41	34	100%	7	0
Highland Co.	6	56	0	62	55	98%	7	0
Jefferson Co. #1	16	66	0	82	57	86%	25	13
Jefferson Co. #2	5	57	0	62	58	102%	4	1
Jefferson Co. #3	14	33	0	47	28	85%	19	9
Mahoning Co. #2	54	235	2	291	237	100%	54	1
Mahoning Co. #3	17	39	0	56	53	136%	3	0
Mahoning Co. #4	150	422	4	576	479	112%	97	4
Mahoning Co. #5	3	21	0	24	20	95%	4	0
Meigs Co.	35	60	0	95	56	93%	39	26
Monroe Co.	0	0	0	0	0	-	0	0
Morgan Co.	2	34	0	36	24	71%	12	0
Muskingum Co.	21	136	1	158	132	96%	26	0
Noble Co.	0	15	2	17	16	94%	1	0
Paulding Co.	4	22	0	26	22	100%	4	0
Perry Co.	52	130	0	182	92	71%	90	14
Pike Co.	92	102	0	194	83	81%	111	33
Sandusky Co. #1	14	42	2	58	54	123%	4	0
Sandusky Co. #2	10	20	1	31	14	67%	17	8
Trumbull Co. (Central)	12	44	0	56	45	102%	11	0
Trumbull Co. (Eastern)	16	53	0	69	48	91%	21	1
Tuscarawas Co.	7	143	0	150	133	93%	17	0
Vinton Co.	6	33	0	39	39	118%	0	0
Warren Co.	24	206	4	234	218	104%	16	0
Statewide	866	3,652	22	4,540	3,682	100%	858	139

County Courts
Forcible Entry and Detainer Terminations
2012

Court	Jury Trial	Court Trial	Default Hearing by Judge	Default Hearing by Magistrate	Dismissal: Want of Prosecution	Other Dismissals	Transferred Out	Private Judge	Unavailability of Party	Bankruptcy Stay/Interlocutory Appeal	Other Terminations
Adams Co.	0	81	5	0	2	20	0	0	0	0	2
Ashtabula Co. (Eastern)	0	1	25	0	0	23	1	0	0	0	0
Ashtabula Co. (Western)	0	2	95	0	0	29	0	0	0	0	0
Belmont Co. (Eastern)	0	0	76	0	0	38	0	0	0	0	8
Belmont Co. (Northern)	0	0	83	0	0	30	0	0	2	0	2
Belmont Co. (Western)	0	0	27	0	0	15	0	0	0	0	1
Butler Co. #1	0	0	0	37	0	41	0	0	0	0	0
Butler Co. #2	0	0	69	17	1	136	0	0	0	1	1
Butler Co. #3	0	0	4	159	2	454	1	0	1	3	23
Fulton Co. (Eastern)	0	0	3	0	0	28	0	0	0	0	38
Fulton Co. (Western)	0	0	47	1	0	46	0	0	0	0	2
Harrison Co.	0	0	20	0	0	14	0	0	0	0	0
Highland Co.	0	0	48	0	0	7	0	0	0	0	0
Jefferson Co. #1	0	0	41	0	0	14	0	0	0	0	2
Jefferson Co. #2	0	0	55	0	0	3	0	0	0	0	0
Jefferson Co. #3	0	0	19	0	0	7	0	0	0	0	2
Mahoning Co. #2	0	2	115	18	0	96	0	0	0	2	4
Mahoning Co. #3	0	1	40	0	0	9	0	0	0	1	2
Mahoning Co. #4	0	2	130	1	0	197	0	0	0	1	149
Mahoning Co. #5	0	0	14	0	0	3	0	0	0	0	3
Meigs Co.	0	0	41	0	0	15	0	0	0	0	0
Monroe Co.	0	0	0	0	0	0	0	0	0	0	0
Morgan Co.	0	8	4	0	0	12	0	0	0	0	0
Muskingum Co.	0	0	58	0	0	69	0	0	3	1	1
Noble Co.	0	3	9	0	0	4	0	0	0	0	0
Paulding Co.	3	5	5	0	0	9	0	0	0	0	0
Perry Co.	0	3	41	0	3	45	0	0	0	0	0
Pike Co.	31	26	11	0	0	14	0	0	0	0	0
Sandusky Co. #1	0	1	31	0	0	22	0	0	0	0	0
Sandusky Co. #2	0	0	11	0	0	1	0	0	0	0	2
Trumbull Co. (Central)	0	0	20	0	4	21	0	0	0	0	0
Trumbull Co. (Eastern)	0	0	30	0	9	9	0	0	0	0	0
Tuscarawas Co.	0	0	77	0	0	56	0	0	0	0	0
Vinton Co.	0	0	37	0	0	2	0	0	0	0	0
Warren Co.	0	0	9	153	0	56	0	0	0	0	0
Statewide	34	135	1,300	386	21	1,545	2	0	6	9	242

County Courts
Other Civil Overall Caseloads
2012

Court	Cases Pending January 1	New Filings	Reactivations and Transfers	Total Cases	Total Terminations	Clearance Rate	Cases Pending December 31	Cases Pending Beyond Time Guidelines
Adams Co.	3	11	0	14	12	109%	2	1
Ashtabula Co. (Eastern)	20	66	0	86	71	108%	15	0
Ashtabula Co. (Western)	1	11	0	12	11	100%	1	0
Belmont Co. (Eastern)	1	6	0	7	7	117%	0	0
Belmont Co. (Northern)	1	2	0	3	3	150%	0	0
Belmont Co. (Western)	1	11	0	12	12	109%	0	0
Butler Co. #1	0	29	0	29	24	83%	5	0
Butler Co. #2	12	26	0	38	23	88%	15	7
Butler Co. #3	21	33	0	54	52	158%	2	0
Fulton Co. (Eastern)	60	178	1	239	191	107%	48	0
Fulton Co. (Western)	126	362	3	491	273	75%	218	6
Harrison Co.	1	2	0	3	2	100%	1	0
Highland Co.	1	2	0	3	2	100%	1	0
Jefferson Co. #1	58	17	0	75	1	6%	74	58
Jefferson Co. #2	9	15	0	24	24	160%	0	0
Jefferson Co. #3	2	10	0	12	11	110%	1	1
Mahoning Co. #2	10	70	0	80	53	76%	27	1
Mahoning Co. #3	0	9	0	9	9	100%	0	0
Mahoning Co. #4	5	11	0	16	13	118%	3	0
Mahoning Co. #5	0	12	0	12	10	83%	2	0
Meigs Co.	11	8	0	19	1	13%	18	10
Monroe Co.	43	171	2	216	159	92%	57	9
Morgan Co.	0	3	0	3	3	100%	0	0
Muskingum Co.	19	25	0	44	39	156%	5	0
Noble Co.	0	0	0	0	0	-	0	0
Paulding Co.	53	193	5	251	175	88%	76	5
Perry Co.	1	1	0	2	1	100%	1	0
Pike Co.	2	19	0	21	18	95%	3	2
Sandusky Co. #1	1	20	0	21	20	100%	1	0
Sandusky Co. #2	10	7	0	17	6	86%	11	10
Trumbull Co. (Central)	0	0	0	0	0	-	0	0
Trumbull Co. (Eastern)	2	3	0	5	5	167%	0	0
Tuscarawas Co.	2	24	0	26	25	104%	1	0
Vinton Co.	35	188	2	225	171	90%	54	0
Warren Co.	3	99	0	102	97	98%	5	0
Statewide	514	1,644	13	2,171	1,524	92%	647	110

County Courts
Other Civil Terminations
2012

Court	Jury Trial	Court Trial	Default Hearing by Judge	Default Hearing by Magistrate	Dismissal: Want of Prosecution	Other Dismissals	Transferred Out	Private Judge	Unavailability of Party	Bankruptcy Stay/Interlocutory Appeal	Other Terminations
Adams Co.	0	1	10	0	0	1	0	0	0	0	0
Ashtabula Co. (Eastern)	0	1	63	0	0	1	0	0	0	0	6
Ashtabula Co. (Western)	0	0	10	0	0	1	0	0	0	0	0
Belmont Co. (Eastern)	0	0	1	0	0	6	0	0	0	0	0
Belmont Co. (Northern)	0	0	0	0	0	0	0	0	0	0	3
Belmont Co. (Western)	0	0	10	0	0	1	0	0	0	0	1
Butler Co. #1	0	0	20	0	0	3	0	0	0	0	1
Butler Co. #2	0	0	21	0	0	1	0	0	1	0	0
Butler Co. #3	0	0	29	0	0	3	0	0	0	0	20
Fulton Co. (Eastern)	0	0	11	0	0	33	0	0	0	1	146
Fulton Co. (Western)	0	0	199	1	1	69	0	0	0	0	3
Harrison Co.	0	0	2	0	0	0	0	0	0	0	0
Highland Co.	0	0	1	0	0	1	0	0	0	0	0
Jefferson Co. #1	0	0	1	0	0	0	0	0	0	0	0
Jefferson Co. #2	0	0	24	0	0	0	0	0	0	0	0
Jefferson Co. #3	0	0	10	0	0	1	0	0	0	0	0
Mahoning Co. #2	0	0	24	0	0	16	0	0	1	0	12
Mahoning Co. #3	0	0	8	0	0	0	0	0	0	0	1
Mahoning Co. #4	0	0	3	0	0	5	0	0	0	0	5
Mahoning Co. #5	0	0	1	0	0	4	0	0	0	0	5
Meigs Co.	0	0	1	0	0	0	0	0	0	0	0
Monroe Co.	0	0	0	0	0	0	0	0	0	0	159
Morgan Co.	0	1	2	0	0	0	0	0	0	0	0
Muskingum Co.	0	0	16	0	0	0	0	0	1	1	21
Noble Co.	0	0	0	0	0	0	0	0	0	0	0
Paulding Co.	0	0	120	0	3	44	0	0	0	8	0
Perry Co.	0	0	0	0	0	1	0	0	0	0	0
Pike Co.	0	0	18	0	0	0	0	0	0	0	0
Sandusky Co. #1	0	0	18	0	0	0	0	0	0	1	1
Sandusky Co. #2	0	0	5	0	0	1	0	0	0	0	0
Trumbull Co. (Central)	0	0	0	0	0	0	0	0	0	0	0
Trumbull Co. (Eastern)	0	0	4	0	0	1	0	0	0	0	0
Tuscarawas Co.	0	0	1	0	0	1	0	0	0	0	23
Vinton Co.	0	0	161	0	0	10	0	0	0	0	0
Warren Co.	0	0	10	5	0	33	0	0	0	0	49
Statewide	0	3	804	6	4	237	0	0	3	11	456

County Courts
Small Claims Overall Caseloads
2012

Court	Cases Pending January 1	New Filings	Reactivations and Transfers	Total Cases	Total Terminations	Clearance Rate	Cases Pending December 31	Cases Pending Beyond Time Guidelines
Adams Co.	7	34	0	41	24	71%	17	7
Ashtabula Co. (Eastern)	55	72	3	130	109	145%	21	3
Ashtabula Co. (Western)	15	78	1	94	87	110%	7	0
Belmont Co. (Eastern)	60	200	1	261	232	115%	29	0
Belmont Co. (Northern)	31	210	0	241	203	97%	38	1
Belmont Co. (Western)	26	146	0	172	147	101%	25	2
Butler Co. #1	23	83	0	106	83	100%	23	0
Butler Co. #2	37	126	1	164	116	91%	48	26
Butler Co. #3	59	86	1	146	99	114%	47	30
Fulton Co. (Eastern)	19	170	0	189	154	91%	35	0
Fulton Co. (Western)	49	219	0	268	220	100%	48	14
Harrison Co.	7	34	1	42	29	83%	13	1
Highland Co.	2	18	0	20	20	111%	0	0
Jefferson Co. #1	34	53	0	87	52	98%	35	27
Jefferson Co. #2	46	100	1	147	106	105%	41	21
Jefferson Co. #3	63	33	0	96	28	85%	68	55
Mahoning Co. #2	56	228	4	288	219	94%	69	6
Mahoning Co. #3	8	16	0	24	21	131%	3	1
Mahoning Co. #4	46	330	1	377	322	97%	55	9
Mahoning Co. #5	48	132	1	181	167	126%	14	0
Meigs Co.	22	24	0	46	25	104%	21	15
Monroe Co.	10	62	0	72	53	85%	19	8
Morgan Co.	1	12	0	13	11	92%	2	0
Muskingum Co.	10	92	0	102	89	97%	13	0
Noble Co.	0	4	0	4	3	75%	1	0
Paulding Co.	28	172	2	202	180	103%	22	1
Perry Co.	27	112	0	139	101	90%	38	8
Pike Co.	19	48	0	67	39	81%	28	18
Sandusky Co. #1	14	108	2	124	110	100%	14	2
Sandusky Co. #2	25	17	1	43	14	78%	29	26
Trumbull Co. (Central)	9	64	0	73	62	97%	11	0
Trumbull Co. (Eastern)	9	76	0	85	75	99%	10	1
Tuscarawas Co.	16	90	0	106	86	96%	20	0
Vinton Co.	8	45	0	53	41	91%	12	1
Warren Co.	25	114	2	141	119	103%	22	0
Statewide	914	3,408	22	4,344	3,446	100%	898	283

County Courts
Small Claims Terminations
2012

Court	Hearing by Judge	Hearing by Magistrate	Transfer to Regular Civil Docket	Dismissal: Want of Prosecution	Other Dismissals	Unavailability of Party	Bankruptcy Stay/Interlocutory Appeal	Other Terminations
Adams Co.	18	0	0	4	2	0	0	0
Ashtabula Co. (Eastern)	80	0	2	0	25	1	1	0
Ashtabula Co. (Western)	46	0	1	0	27	5	1	7
Belmont Co. (Eastern)	159	0	0	0	53	0	0	20
Belmont Co. (Northern)	121	0	0	0	53	13	2	14
Belmont Co. (Western)	89	0	0	0	55	0	1	2
Butler Co. #1	1	36	0	0	41	0	1	4
Butler Co. #2	45	18	0	5	46	0	0	2
Butler Co. #3	7	56	0	3	25	0	2	6
Fulton Co. (Eastern)	10	0	0	0	43	0	0	101
Fulton Co. (Western)	171	0	0	0	48	0	0	1
Harrison Co.	22	0	0	0	7	0	0	0
Highland Co.	16	0	0	0	3	0	0	1
Jefferson Co. #1	34	0	0	0	17	0	0	1
Jefferson Co. #2	87	0	0	0	19	0	0	0
Jefferson Co. #3	17	0	1	0	10	0	0	0
Mahoning Co. #2	135	26	0	0	56	0	2	0
Mahoning Co. #3	12	0	0	0	9	0	0	0
Mahoning Co. #4	103	0	0	0	63	0	4	152
Mahoning Co. #5	93	0	0	0	68	0	0	6
Meigs Co.	17	0	0	1	7	0	0	0
Monroe Co.	0	0	0	0	0	0	0	53
Morgan Co.	7	0	0	0	4	0	0	0
Muskingum Co.	59	0	1	0	25	1	0	3
Noble Co.	2	0	0	0	1	0	0	0
Paulding Co.	136	0	0	1	42	1	0	0
Perry Co.	57	0	0	0	42	0	0	2
Pike Co.	32	0	0	0	7	0	0	0
Sandusky Co. #1	84	0	0	0	25	1	0	0
Sandusky Co. #2	12	0	0	0	1	0	0	1
Trumbull Co. (Central)	41	0	3	2	16	0	0	0
Trumbull Co. (Eastern)	60	1	0	5	9	0	0	0
Tuscarawas Co.	67	0	0	0	19	0	0	0
Vinton Co.	30	0	0	0	10	1	0	0
Warren Co.	4	68	0	0	45	0	2	0
Statewide	1,874	205	8	21	923	23	16	376



DEFINITIONS

[Redacted]

[Redacted]

[Redacted]

[Redacted]

[Redacted]



Definitions

Common Pleas Court Statistical Reporting

The following definitions are adapted from the Instructions for Preparation of Statistical Report Forms promulgated pursuant to the Rules of Superintendence for the Courts of Ohio. They apply to terms found on the report forms submitted by Ohio's courts to the Case Management Section of the Supreme Court of Ohio and to the caseload statistics information included in the *Ohio Courts Statistical Report*.

Admission Uncontested juvenile court cases terminated by admission, default or agreement.

Adult Cases R.C. 2919.24 Juvenile court cases brought against an adult who is the defendant accused of contributing to the neglect, unruliness, or delinquency of a minor.

All Others Any case that cannot appropriately be recorded in a listed category.

Bankruptcy Stay/Interlocutory Appeal Cases in which a bankruptcy stay was issued or an interlocutory appeal taken. Once the stay is removed or the case remanded, the case is reactivated.

Certification/Waiver Granted Juvenile delinquency cases transferred for criminal prosecution to the appropriate court having jurisdiction of the offense; more commonly referred to as "bindovers."

Change of Custody Post-decree domestic relations cases in which the court must adjudicate a motion for change of custody, including requests for change of custody based upon an election of the child and cases where custody is contested. Juvenile cases are included where there is an application for writ of habeas corpus involving the custody of a child or where a motion for change of custody is filed pursuant to Juv.R. 10(A).

Clearance Rate In all case types, the clearance rate is a statistical calculation comparing the number of cases filed during the year to the number of cases terminated during the same year. It is determined by dividing the total number of terminations by the total number of new filings, reactivations, and transfers. It is expressed as a percentage. For example, if 90 terminations and 100 total incoming cases are reported, the clearance rate is 90 percent.

Court Trial A case is considered terminated by trial to the court (i.e. judge) if judgment is rendered after the first witness is sworn.

Criminal Cases in which a person is charged with violation of a state law or local ordinance other than a traffic law or ordinance. For purposes of tracking the age of the case for these reports, the case begins at arraignment.

Default Cognovit judgments and default judgments in civil cases.

Definitions

Common Pleas Court Statistical Reporting

Default/Uncontested Domestic relations cases in which there is no responsive pleading filed or the defendant fails to appear in person or through counsel.

Delinquency Juvenile cases filed concerning a delinquent child, as defined by R.C. 2152.02.

Dependency, Neglect, or Abuse Juvenile cases concerning the neglected child, as defined by R.C. 2151.03; the dependent child, as defined by R.C. 2151.04; or the abused child, as defined by R.C. 2151.031.

Dismissals Before or after pre-trial conference, but prior to the swearing of the first witness, the case is dismissed by the judge or prosecutor with or without prejudice.

Dismissals for Want of Prosecution (Civil Cases) or Lack of Speedy Trial (Criminal Cases) Cases dismissed pursuant to R.C. 2945.73 or Sup.R. 40 for want of prosecution within the prescribed time limits. This termination line does not track criminal cases dismissed for want of prosecution.

Dissolution of Marriage Domestic relations cases in which a petition for dissolution of marriage is filed pursuant to R.C. 3105.63, with or without minor children.

Diversions or Arbitration Criminal cases where diversion is granted after arraignment on the indictment or information, but not as a condition of a sentence placing the accused on probation. In civil cases in which the court has adopted a mandatory arbitration rule, the referral of the case to arbitration does not constitute a termination. A case is reported as terminated by arbitration after a report and award are filed and the period for the filing of an appeal or exception runs.

Domestic Violence Domestic violence actions filed as separate cases pursuant to R.C. 3113.31. This does not include miscellaneous matters filed in pending cases, such as motions to evict.

Guilty/No Contest Plea to Reduced Charge Criminal cases terminated by the acceptance of a plea of guilty or no contest to a reduced charge. The change of plea must occur prior to the swearing of the jury or the swearing of the first witness in a court trial.

Jury Trial A case is considered terminated by jury trial if judgment is rendered after the jury is sworn, regardless of the outcome of the trial.

Mediation/Conciliation Domestic relations cases in which a petition for conciliation is filed or a referral to mediation is made. Petition or referral seeks to defer further action and prevents or suspends proceedings for divorce, annulment, or alimony.

Definitions

Common Pleas Court Statistical Reporting

Motion for Permanent Custody Juvenile cases in which a complaint or motion for permanent custody is filed when custody is contested. This does not include voluntary placements.

Other Civil Cases Civil cases that are not included within any of the other categories. Ancillary proceedings are not reported as cases.

Parentage Cases brought pursuant to R.C. Chapter 3111, the Uniform Parentage Act. Once paternity is established, the parentage case is considered terminated for reporting purposes.

Personal Injury Civil cases in which the principal issue is liability for, or the amount of damages to be received for, allegedly tortious conduct resulting in personal injury.

Support Enforcement/Modification Post-decree domestic relations cases in which it is alleged there is disobedience of, or resistance to, a lawful judgment of the court requiring the payment of support. A case is reported only once, regardless of the number of pending motions.

Traffic Cases dealing with matters involving traffic offenders. Juveniles, as defined by R.C. 2152.02(N), and adult traffic cases include any violation of state law or local ordinance arising out of the use of a motor vehicle, except those involving operating a vehicle while under the influence charges.

Transfer to Another Judge or Court Cases terminated by virtue of transferring the case from one judge to another judge within the same division of a court by an assignment of the administrative judge or by transferring the case to another court. This action constitutes complete divestment of responsibility by the original judge.

Trial by Judge Contested matters terminated as a result of a hearing conducted by a judge.

Trial by Magistrate Contested cases settled or dismissed, or in which the accused changes plea after the first witness is sworn. This category is limited to substantive hearings held by a magistrate.

Unavailability of Accused for Trial or Sentencing Cases terminated when a defendant is unavailable due to mental status, incarceration on other charges, or flight from custody. The mere failure of the accused to appear when the case is set for trial or hearing does not, in itself, authorize termination by reason of unavailability.

Unruly Juvenile cases concerning unruly children, as defined by R.C. 2151.022.

Definitions

Common Pleas Court Statistical Reporting

U.I.F.S.A. Cases brought pursuant to R.C. Chapter 3115, the Uniform Interstate Family Support Act, handled by the domestic relations or juvenile divisions, including cases initiated in Ohio and cases in which Ohio is the responding state.

Visitation Enforcement/Modification Post-decree domestic relations cases in which it is alleged there is disobedience of, or resistance to, lawful judgment of the court relative to child visitation rights. A case is listed only once, regardless of the number of pending motions.

Voluntary Dismissal Voluntary withdrawal of a pending domestic relations action, for any reason, by the person who originally filed the cause or action.

Workers' Compensation Appeals filed under R.C. 4123.512, including noncompliance actions by the state, for recovery of benefits or of premiums and mandamus actions arising from claims or awards.

Definitions

Municipal and County Court Statistical Reporting

The following definitions are adapted from the Instructions for Preparation of Statistical Report Forms promulgated pursuant to the Rules of Superintendence for the Courts of Ohio. They apply to terms found on the report forms submitted by Ohio's courts to the Case Management Section of the Supreme Court of Ohio and to the caseload statistics information included in the *Ohio Courts Statistical Report*.

Clearance Rate In all case types, the clearance rate is a statistical calculation comparing the number of cases filed during the year to the number of cases terminated during the same year. It is determined by dividing the total number of terminations by the total number of new filings, reactivations and transfers. It is expressed as a percentage. For example, if 90 terminations and 100 incoming cases are reported, the clearance rate is 90 percent.

Criminal Cases in which a person is charged with violation of a state law or local ordinance other than a traffic law or ordinance. For purposes of tracking the age of the case for these reports, the case begins at arraignment.

Default Cognovit judgments and default judgments in civil cases.

Dismissals Before or after pre-trial conference, but prior to the swearing of the first witness, the case is dismissed by the judge or prosecutor with or without prejudice.

Dismissal for Want of Prosecution (Civil Cases) or Lack of Speedy Trial (Criminal Cases) Cases dismissed pursuant to R.C. 2945.73 or Sup. R. 40 for want of prosecution within the prescribed time limits. This termination line does not track criminal cases dismissed for want of prosecution.

F.E.D. (Forcible Entry and Detainer) A summary proceeding initiated under R.C. 1923. or 5321. for restoring possession of real property to one who is wrongfully kept out or is wrongfully deprived of possession.

Felony A felony is defined by R.C. 2901.02 and Crim. R. 2 as an offense specifically classified as a felony, regardless of penalty, or an offense in which imprisonment for more than one year can be imposed. When transferred to the common pleas court, these cases are reported as criminal cases by the receiving court.

Guilty/No Contest Plea to Reduced Charge Criminal cases terminated by the acceptance of a plea of guilty or no contest to a reduced charge. The change of plea must occur prior to the swearing of the jury or the swearing of the first witness in a court trial.

Hearing by Magistrate Contested cases settled or dismissed, or in which the accused changes plea after the first witness is sworn. This category is limited to substantive hearings held by a magistrate.

Definitions

Municipal and County Court Statistical Reporting

Jury Trial A case is considered terminated by jury trial if judgment is rendered after the jury is sworn, regardless of the outcome of the trial.

Misdemeanors A misdemeanor is defined by R.C. 2901.02 and Crim. R. 2 as an offense specifically classified as a misdemeanor, or an offense in which imprisonment for not more than one year can be imposed. While traffic offenses fall within this definition, they are reported as operating a vehicle while under the influence or other traffic offenses (see page 281) and not as misdemeanors.

Other Civil Cases Civil cases not included within any of the other categories. Ancillary proceedings are not reported as cases.

Other Traffic A misdemeanor charged under a statute or an ordinance arising out of the use of any type of vehicle generally used on the roads of the state, except an OVI offense. Parking violations are not included in this category or anywhere else in the *Ohio Courts Summary*.

O.V.I. (Operating a Vehicle While Under the Influence) Cases that include violating R.C. 4511.19 or any local ordinance that prohibits operating a motor vehicle while under the influence of alcohol or any drug of abuse.

Personal Injury Civil cases in which the principal issue is liability for, or the amount of damages to be received for, allegedly tortious conduct resulting in personal injury.

Small Claims Civil actions brought under R.C. 1925. for the recovery of small debts and accounts, not exceeding \$3,000, exclusive of interest and costs.

Transfer Cases terminated by virtue of transferring the case from one judge to another judge within the same division of a court by an assignment of the administrative judge or by transferring the case to another court. This category also includes cases bound over to a grand jury as a result of waiver of a preliminary hearing and small claims cases transferred to the regular civil docket. This action constitutes complete divestment of responsibility by the original judge.

Transferred Out Cases transferred to other courts or other judges of the original court as reported by the individually assigned judge pursuant to Sup. R. 37(A) (3) (b).

Trial/Hearing by Judge Felony cases bound over to a grand jury as a result of a preliminary hearing and other cases terminated in particular sessions by a judge.

Unavailability of Accused Cases terminated when a defendant is unavailable due to mental status, incarceration on other charges, or flight from custody. The mere failure of the accused to appear when the case is set for trial or hearing does not, in itself, authorize termination by reason of unavailability.

Definitions

Municipal and County Court Statistical Reporting

Violations Bureau This termination type includes misdemeanor and other traffic cases terminated by payment of a fine at a Traffic Violations Bureau.





THE SUPREME COURT *of* OHIO

Office of Judicial & Court Services
Case Management Section
65 South Front Street
Columbus, Ohio 43215-3431