

# The Ohio Courts Summary

1999



**THE OHIO COURTS SUMMARY**  
**1999**

**THE SUPREME COURT OF OHIO**

**Chief Justice Thomas J. Moyer**

**Justice Andy Douglas**

**Justice Alice Robie Resnick**

**Justice Francis E. Sweeney**

**Justice Paul E. Pfeifer**

**Justice Deborah L. Cook**

**Justice Evelyn Lundberg Stratton**

**Steven C. Hollon**  
**Administrative Director**

**Supreme Court of Ohio**  
**30 East Broad Street**  
**Columbus, Ohio 43266-0419**

**OHIO COURTS SUMMARY STAFF**

Statistics Officer..... Douglas R. Stephens

Report Production and Graphics ..... Douglas R. Stephens  
Patty Parker

Data Entry..... Jackie Crowley  
Gretchen Holdren

Computer Program Development..... Kurt D. Huffman  
John Crossman

*1999 Ohio Courts Summary* is a turning point, as it is the first to be published in both the traditional printed format and electronically on the web site of the Supreme Court. Digital publication should make the report more timely and accessible.

This 43<sup>rd</sup> Summary provides statistics that demonstrate how 706 judges and thousands of court employees continue to provide an efficient and just judicial system to the citizens of Ohio. A total of 3,225,665 new cases were filed in Ohio's courts in 1999: 2,327 in the Supreme Court; 10,762 in the courts of appeals; 621,045 in the courts of common pleas; 2,308,323 in the municipal courts; 281,788 in the county courts; and 1,420 in the Ohio Court of Claims.

This report would not be possible without the judges and court personnel who spend many hours compiling the information. The Supreme Court is hoping to reduce that burden. Preparations are underway for the electronic collection of case statistics, which should allow us to spend more time ensuring the fair and efficient administration of law.

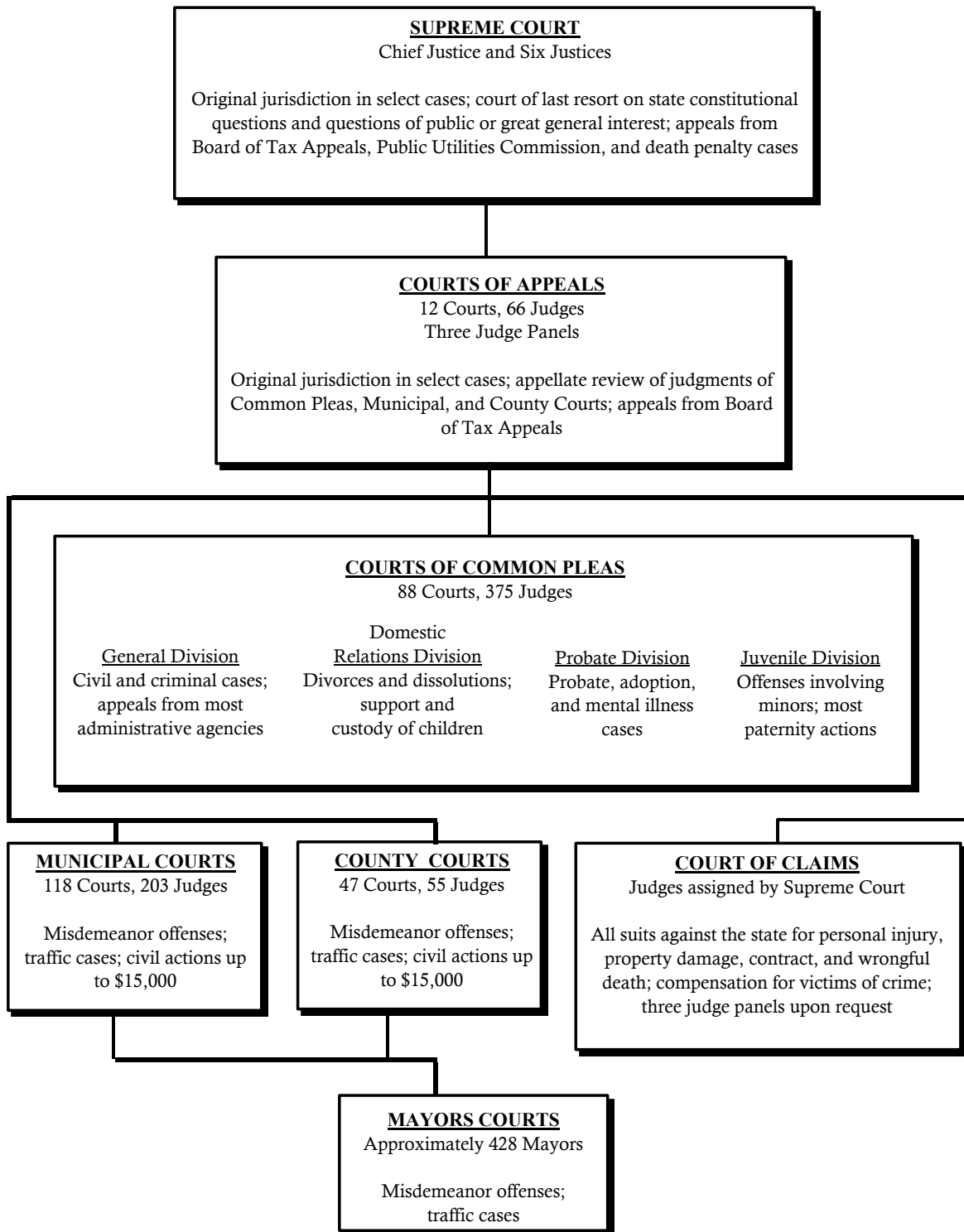
THOMAS J. MOYER  
Chief Justice

An outline map of the state of Ohio, showing its irregular borders. The map is centered on the page and serves as a background for the text.

# Section A

## Description of Ohio's Courts

# STRUCTURE OF THE OHIO JUDICIAL SYSTEM - 1999



## SUPREME COURT OF OHIO

The Supreme Court of Ohio is established by Article IV, Section 1 of the Ohio Constitution, which provides that: "The judicial power of the state is vested in a supreme court, courts of appeals, courts of common pleas and divisions thereof, and such other courts inferior to the supreme court as may from time to time be established by law."

Article IV, Section 2 of the Constitution sets the size of the court at seven, a chief justice and six justices, and outlines the jurisdiction of the Court.

The Supreme Court is the court of last resort on questions of Ohio law and the Ohio Constitution. Most of its cases are appeals from the twelve district courts of appeals. The Court may grant leave to appeal criminal cases from the courts of appeals and may direct a court of appeals to send cases ("certify the record") that are found to be "of public or great general interest."

The Supreme Court is required to accept appeals of cases that originated in a court of appeals, cases in which the death penalty was imposed, cases involving an interpretation of the United States Constitution or the Ohio Constitution, and cases in which a court of appeals opinion conflicts with a decision from another court of appeals. The Supreme Court also must accept appeals from the Board of Tax Appeals and the Public Utilities Commission.

The Supreme Court has original jurisdiction for certain special remedies that permit a person to file an action directly in the Supreme Court. These extraordinary remedies include writs of habeas corpus (involving the release of persons allegedly unlawfully imprisoned or committed), writs of mandamus (ordering a public official to perform a required act), writs of procedendo (ordering a lower court to proceed to judgment), writs of prohibition (ordering a judicial or quasi-judicial officer to cease an unlawful act), and writs of quo warranto (alleging usurpation, misuse, or abuse of public office or corporate office or franchise).

The Supreme Court adopts rules governing practice and procedure in Ohio's courts, which must be filed with the General Assembly. These rules become effective unless both houses of the General Assembly adopt a concurrent resolution of disapproval. The Supreme Court also exercises general superintendence over all state courts through its rule-making authority. The rules of superintendence set minimum standards for court administration. Unlike procedural rules, rules of superintendence do not have to be submitted to the General Assembly.

The Supreme Court is responsible for the admission of attorneys to the practice of law in Ohio and has authority for the discipline of judges and attorneys for violation of their respective codes of conduct. The Court also has responsibility for complaints alleging the unauthorized practice of law.

The Chief Justice has the authority to assign judges to courts for temporary duty when the court has an unusually heavy volume of cases; a judge has been removed from a case because of bias, prejudice, or interest; or a judge has removed himself or herself from a particular case.

The Chief Justice and six justices are elected in even-numbered years to six-year terms on a nonpartisan ballot. A person must be an attorney with at least six years of experience in the practice of law to be elected or appointed to the Supreme Court. The Governor makes appointments to fill vacancies on the Supreme Court that occur between elections.

## **COURTS OF APPEALS**

The courts of appeals are established by Article IV, Section 1 of the Ohio Constitution, and their jurisdiction is outlined in Article IV, Section 3. As intermediate level appellate courts, their primary function is to hear appeals from the common pleas, municipal, and county courts. Each case is heard and decided by a three-judge panel.

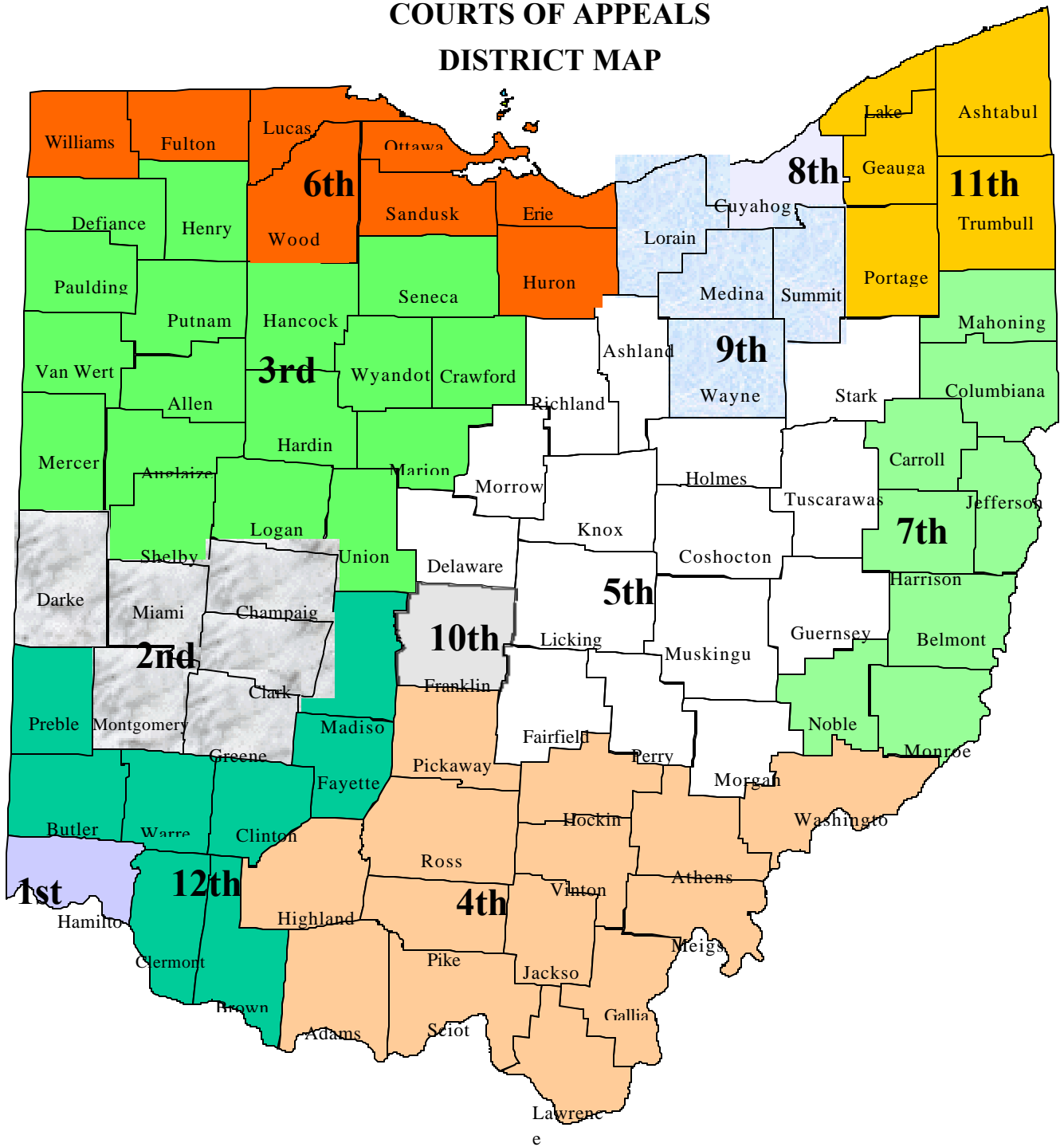
The state is divided into twelve appellate districts by Article IV, Section 3 of the Ohio Constitution and section 2501.01 of the Revised Code. Each district is served by a court of appeals that sits in each of the counties in that district. The number of judges in each district depends on a variety of factors, including the court's caseload and the size of the district. The number of judges in each district varies from three to twelve.

In addition to appellate jurisdiction, the courts of appeals have original jurisdiction, as does the Supreme Court, to hear applications for writs of habeas corpus, mandamus, procedendo, prohibition, and quo warranto. The Tenth District Court of Appeals in Franklin County also hears appeals from the Court of Claims.

In 1999, there were 66 court of appeals judges. Court of appeals judges are elected in even-numbered years to six-year terms on a nonpartisan ballot. Appellate judges must be attorneys with at least six years of experience in the practice of law. The Governor makes appointments to fill vacancies in courts of appeals that occur between elections.



# COURTS OF APPEALS DISTRICT MAP



<u>DISTRICT</u>	<u>NUMBER OF JUDGES</u>	<u>NUMBER OF COUNTIES</u>	<u>TOTAL 1990 POPULATION</u>	<u>POPULATION PER JUDGE</u>
FIRST	6	1	866,228	144,371
SECOND	5	6	1,040,908	208,182
THIRD	4	17	756,984	189,246
FOURTH	4	14	587,699	146,925
FIFTH	5	15	1,234,350	246,870
SIXTH	5	8	886,095	177,219
SEVENTH	4	8	593,893	148,473
EIGHTH	12	1	1,412,140	117,678
NINTH	5	4	1,009,931	201,986
TENTH	8	1	961,437	120,180
ELEVENTH	4	5	766,847	191,712
TWELFTH	4	8	730,603	182,651
	66	88	10,847,115	166,879

## **THE COURT OF CLAIMS**

The Court of Claims, created by the General Assembly in 1975 by Chapter 2743. of the Revised Code, is the only statutory court in Ohio with statewide jurisdiction. The Court of Claims has exclusive jurisdiction in all civil actions against the State of Ohio and has jurisdiction to administer claims for compensation from victims of crime. Judges of the Court of Claims must be incumbent or retired justices or judges of the Supreme Court, courts of appeals, or courts of common pleas, and sit by temporary assignment of the Chief Justice of the Supreme Court.

## **COURTS OF COMMON PLEAS**

The courts of common pleas, the only trial courts created by the Ohio Constitution, are established by Article IV, Section 1 of the Constitution. The jurisdiction of courts of common pleas is outlined in Article IV, Section 4.

There is a court of common pleas in each of the 88 counties. Courts of common pleas have original jurisdiction in all criminal felony cases and all civil cases in which the amount in controversy exceeds \$500. Courts of common pleas have appellate jurisdiction over the decisions of some state administrative agencies.

Most courts of common pleas have specialized divisions created by statute to decide cases involving juveniles, probate matters, and domestic relations matters. Only seven counties have courts of common pleas with no specialized divisions: Adams, Harrison, Henry, Morgan, Morrow, Noble, and Wyandot counties.

In 1999, there were 375 common pleas judges in Ohio. Of these, 148 had general jurisdiction only; 77 had general and domestic relations jurisdiction; seven had general jurisdiction plus domestic relations, probate and juvenile; 27 had domestic relations jurisdiction only; 17 had domestic relations and juvenile jurisdiction; 17 had juvenile jurisdiction only; 17 had probate jurisdiction only, 64 had probate and juvenile jurisdiction, and one had domestic relations, probate, and juvenile jurisdiction.

Common pleas judges are elected in odd-numbered years to six-year terms on a nonpartisan ballot. A person must be an attorney with at least six years of experience in the practice of law to be elected or appointed as a common pleas judge. The Governor makes appointments to fill vacancies in courts of common pleas that occur between elections.

## **Juvenile Division**

Juvenile divisions are branches of either the probate or domestic relations division of courts of common pleas in all counties except Butler, Cuyahoga, Greene, Hamilton, Lake, Lucas, Mahoning, Montgomery, and Summit counties, in which there are separate juvenile divisions of the court of common pleas.

Juvenile divisions hear cases involving persons under eighteen years of age, and cases dealing with unruly, abused, dependent, and neglected children. Juvenile courts also have jurisdiction in adult cases involving paternity, child abuse, nonsupport, contributing to the delinquency of minors, and the failure to send children to school.

## **Domestic Relations Division**

The domestic relations divisions of the courts of common pleas exist in most counties together with another division. However, Allen, Butler, Clermont, Cuyahoga, Fairfield, Greene, Hamilton, Lake, Licking, Lucas, Mahoning, Medina, Montgomery, Portage, Scioto, Summit, and Warren counties have separate domestic relations divisions. All domestic relations divisions have jurisdiction over proceedings involving divorce or dissolution of marriage, annulment, separation, spousal support, child support, and visitation, and the allocation of parental rights and responsibilities for the care of minor children.

## **Probate Division**

The Ohio Constitution of 1851 provided that probate courts were to be established as separate independent courts with jurisdiction over the probate of wills and supervision of the administration of estates and guardianships. In 1968, under the Modern Courts Amendment of the Ohio Constitution, the probate courts became divisions of the courts of common pleas. Probate divisions also have jurisdiction over the issuance of marriage licenses, adoption proceedings, determination of sanity or mental competence, and certain eminent domain proceedings.

**COURTS OF COMMON PLEAS  
JURISDICTIONAL DISTRIBUTION  
1999**

	<u>NUMBER OF COUNTIES</u>	<u>NUMBER OF JUDGES</u>
General Division Only	25	148
Domestic Relations Only	17	27
Probate Only	16	17
Juvenile Only	9	17
General and Domestic Relations	56	77
Domestic Relations and Juvenile	7	17
Domestic Relations, Probate, and Juvenile	1	1
Juvenile and Probate	64	64
General, Domestic Relations, Probate and Juvenile	7	7
		<hr/> 375

## MUNICIPAL AND COUNTY COURTS

Municipal and county courts are created by the General Assembly in Chapters 1901. and 1907. respectively of the Revised Code. The territorial jurisdiction of municipal courts is established by statute; county courts serve areas of a county that are not served by a municipal court.

The subject matter jurisdiction of municipal and county courts is nearly identical. Both municipal and county courts have the authority to conduct preliminary hearings in felony cases and jurisdiction over misdemeanors. These courts also have limited civil jurisdiction. They may only handle civil cases in which the amount in controversy does not exceed \$15,000.

When justices of the peace were eliminated by Ohio law, municipal and county courts assumed their duties. Therefore, municipal and county court judges are the only judges, other than probate judges, who may perform marriages.

In 1999, there were 118 municipal courts with a total of 203 judges, and 47 county courts with a total of 55 judges. Municipal court judges are elected to six-year terms on a nonpartisan ballot. Statutes provide for 22 part-time municipal courts and 96 full-time municipal courts. Three courts have specialized divisions: Cleveland Municipal Court - Housing Division, Toledo Municipal Court - Housing Division, and Franklin County Municipal Court - Environmental Division. Municipal court judges may have jurisdiction in one or more municipalities, in adjacent townships, or throughout the entire county.

County court judges are elected to six-year terms on a nonpartisan ballot. All county court judges serve part-time.

Municipal and county court judges must be attorneys with at least six years experience in the practice of law. The Governor makes appointments to fill vacancies in municipal and county courts that occur between elections.

## **MAYOR'S COURTS**


Mayor's courts are statutory courts created pursuant to Chapter 1905. of the Revised Code. Mayor's courts have jurisdiction to hear any prosecutions for the violation of an ordinance of the municipal corporation, the violation of a vehicle parking or standing ordinance of the municipal corporation unless the violation is required to be handled by a parking violations bureau, and violations occurring on a state highway located within the boundaries of the municipal corporation. The jurisdiction of a mayor's court over drug or alcohol related traffic offenses is limited to first time violations.

The elected or appointed mayor of a municipal corporation has authority to act as the presiding officer of the municipal corporation's mayor's court or, pursuant to section 1905.05 of the Revised Code, may appoint a mayor's court magistrate to preside. In addition, the Mayor's Court Education and Procedure Rules, adopted by the Supreme Court pursuant to sections 1905.03 and 1905.031 of the Revised Code, require mayors who operate a mayor's court to comply with annual educational requirements.

Determinations of a mayor's court may be appealed to the appropriate municipal or county court. An appeal proceeds as a new trial in the municipal or county court.

In 1999, there were approximately 428 mayor's courts.

Mayor's courts are not governed by rules of superintendence adopted by the Supreme Court and are not courts of record and are considered part of the executive branch of municipal government. Therefore, mayor's courts are not required to file case activity reports.



**Total New Cases Filed  
1995 - 1999**



**ALL OHIO COURTS  
TOTAL NEW CASES FILED  
1995-1999**

<u>COURT</u>	<u>1995</u>	<u>1996</u>	<u>1997</u>	<u>1998</u>	<u>1999</u>
SUPREME COURT	2,679	2,888	2,730	2,728	2,327
COURTS OF APPEALS	11,435	12,455	12,488	11,713	10,762
COURT OF CLAIMS	1,202	1,311	1,256	1,094	1,420
COURTS OF COMMON PLEAS					
GENERAL DIVISION	144,997	156,042	165,452	149,088	161,088
DOMESTIC RELATIONS DIVISION	78,185	79,229	78,650	77,318	75,489
PROBATE DIVISION	94,230	97,615	99,302	100,494	99,898
JUVENILE DIVISION	290,096	302,934	306,539	300,921	284,570
MUNICIPAL COURTS	2,152,443	2,214,651	2,218,041	2,329,763	2,308,323
COUNTY COURTS	248,455	247,761	243,217	274,064	281,788
STATEWIDE	3,023,722	3,114,886	3,127,675	3,247,183	3,225,665

An outline map of the state of Ohio, centered on the page. The map is a simple black line drawing of the state's borders, including the western and southern portions of Lake Erie. The text is centered within the map's outline.

Section B

Supreme Court of Ohio  
1999 Annual Report

# DIVISIONS *and Offices*

## ◆ ADMINISTRATION

*Steven C. Hollon, administrative director*

The Office of the Administrative Director oversees the operations of the Supreme Court. The court's six divisions – Clerk's Office, Reporter, Law Library, Court Operations, Judicial and Court Services, and Legal and Legislative Services – report to the Office of the Administrative Director.

The office also serves as the court's chief liaison to its affiliated agencies, which include the Office of Disciplinary Counsel and Court of Claims.

### Communications ▼ *Jay Wuebbold, director*

The Communications Office provides a link between the public and the court. It also supplies information and copies of opinions to attorneys and parties involved in court cases. In 1999, the office began a steady shift toward distributing both opinions and announcements via the Internet and e-mail. The office hopes to be distributing all decisions, announcements and opinions electronically within the next five years.

During 1999, the Communications Office released 448 opinions, 175 of which it summarized for greater public comprehension. The office also prepared short synopses for all cases argued before the court to help news media determine if they wanted to cover those arguments.

The office also issued 61 press releases on behalf of the various court divisions and responded to 2,700 telephone requests for information.

The office assisted local news media and editors of high school newspapers and yearbooks during the court's 1999 sessions in Hardin and Pickaway counties.

The Ohio Supreme Court became one of the first courts in the country to transmit on the Internet a live court hearing. The highly publicized *DeRolph v. State*, which focused on the constitutionality of Ohio's public school funding mechanism, served as the test case for the court's live "streaming" capabilities in

November 1999. Electronic data showed that more than 5,000 people viewed the oral arguments in *DeRolph* on the Internet.

## ◆ CLERK

Offices of Admissions, Attorney Registration and the Clerk

*Marcia J. Mengel, clerk*

**Clerk's Office** ▼ During 1999, the Clerk's Office processed 2,327 new cases, 637 continuing legal education enforcement matters, and scheduled 204 cases for oral argument before the full court and 14 tax appeals for hearing before a master commissioner.

**Admissions Office** ▼ In 1999, the Admissions Office processed nearly 3,700 admission applications, including 1,412 law student registrations, 2,213 bar examination applications and 84 applications for admission without examination. The office also processed nine applications by law school graduates seeking temporary certification to work in a public defender's office or for a legal services or law school program.

The office also issued approximately 1,940 certificates of good standing and 407 certificates for legal interns.

In February 1999, the Admissions Office administered a bar exam to 598 applicants, and conducted an admissions ceremony in May for the 376 successful and otherwise qualified applicants. The July examination tested 1,344 applicants, 942 of which then qualified for admission during the November ceremony.

In addition to its activities related to the registration for and administration of the bar exam, the Admissions Office provides support for the Board of Bar Examiners and Board of Commissioners on Character and Fitness.

**Attorney Registration Office** ▼ Attorneys admitted to practice law in Ohio are required to register biennially with the Supreme Court. The 1999-2001 registration biennium began Sept. 1, 1999 and will continue through Aug. 31, 2001.

During 1999, nearly 47,000 attorneys registered for the biennium as follows: 36,767 active; 7,329 inactive and 221 attorneys admitted to practice in other states registered for corporate status in Ohio. In addition, 2,516 attorneys registered for retired status, which is available to attorneys aged 65 and older no longer practicing law.

## ◆ **REPORTER**

*Walter S. Kobalka, reporter*

The Reporter's Office publishes Supreme Court opinions, announcements and court rules in *Ohio Official Reports*, *Ohio Official Reports Advance Sheet* and electronically at <http://www.sconet.state.oh.us>.

In 1999, the office published 330 full Supreme Court opinions, 115 abbreviated entries, and 82 miscellaneous orders, for a total of 527 edited Supreme Court works. In addition, the office readied 684 court of appeals opinions and 71 trial court opinions for print publication.

Of the 9,372 pages in *Ohio Official Reports Advance Sheet* published in 1999 by the Reporter's Office, 2,755 (29.4 percent) were dedicated to Supreme Court opinions, announcements, rules and notices. Court of appeals opinions took 5,807 pages (61.96 percent), while trial court opinions took 810 pages (8.64 percent).

## ◆ **LAW LIBRARY**

*Paul S. Fu, librarian*

The Law Library serves a varied clientele that includes Supreme Court justices and staff, General Assembly members and staff, members of the bar and general public, and out-of-state patrons. It is the primary law library for many state agencies with Columbus offices.

The library had 14,224 national and international visitors in 1999, including personnel from more than 60 state agencies. The library hosted tours for high school, university, paralegal training and law school students, and summer interns from local law firms, as well as two open-house events for new bar inductees.

Reference staff responded to 13,480 questions in 1999.

The library's more than 400,000 equivalent volumes include a comprehensive collection of federal and state laws across the country, and a core collection of international and foreign law. The library's most notable and in-depth collections are its treatises and practice books, legal periodicals and microfilm.

The library added 8,623 printed volumes, 60,345 pieces of microfiche and 370 rolls of microfilm to its collection in 1999. The library publishes a monthly list of acquisitions, and last updated its list of legal periodicals and audio-visual materials in December 1999.

The library's CD-ROM network system has been in full operation for more than four years, with 40 workstations linking Supreme Court judicial and staff offices. More than 5,000 government agency employees, private attorneys and members of the general public have accessed the CD-ROM network through the four workstations available for public use in the law library.

Since 1992, the law library has been using NOTIS, a totally integrated online library system. Among other functions, NOTIS provides an online public access catalog, SCROLL, which can be accessed from anywhere in Ohio.

In 1999, after repeated experimentation and testing, the library implemented software that allows patrons to access all kinds of information technology. Patrons at any of the library's workstations now have access to SCROLL, Westlaw, LEXIS, Infotrac, the Internet and the CD-ROM databases of Ohio and federal case and statutory law.

## ◆ COURT OPERATIONS

Central Services, Court Technology, Fiscal, Personnel and Security  
*James C. Porter, assistant director*

### Central Services ▼ *Vikkie Wilson, supervisor*

Created in late 1999, Central Services maintains the court's purchasing, mail services, records, printing and photocopying, telecommunications and maintenance functions.

### Court Technology ▼ *James Mendel, director*

With the end of the year came the fear that date-sensitive programs might fail, reading 2000 as 1900 – very likely since many programs had always used the last two digits to designate the year. The court engaged the services of the Gartner Group, a Connecticut-based management consulting firm to assess the court's Y2K preparedness.

From the Gartner Group's report and recommendations sprung the Court Tech Management Committee, made up largely of staff using the court's key date-sensitive programs. The committee met weekly to establish priorities, monitor and revise timetables for bringing all critical functions into Y2K readiness. December 31 passed with no service interruption, due in no small part to the work of the committee and the dedicated employees of Court Technology.

### Fiscal Office ▼ *Ronda Perri, officer*

The Fiscal Office in 1999 developed the Supreme Court's first departmental budgeting/accounting system, and began the task of bringing the various court

offices supported by attorney registration fees into a July-June fiscal cycle, as opposed to one that is based on the calendar year.

The Fiscal Office administered an annual operating budget of approximately \$10 million.

**Personnel Office** ▼ *Janet Robinson, officer*

Established in 1999, the Personnel Office expanded the payroll/benefits function of the Fiscal Office into a full-service human resources unit, with services such as writing position descriptions and job postings, professional recruiting and training, and limited counseling and referral services.

The office set in motion a staff position reclassification project, which involved an inventory and audit of all court positions, placing them in updated classifications and matching those classifications to competitive salary schedules, a project to be completed in 2000.

The Personnel Office maintained a payroll of approximately 700 judges representing the state's judiciary and 180 Supreme Court employees in Columbus.

**Security and Courtroom Operations** ▼ *Tom Brandt, marshal*

Professionals from the Ohio Department of Public Safety, as well as private security company personnel, staff a checkpoint through which all employees and visitors are required to pass before entering Supreme Court offices. State Highway Patrol officers are on duty outside the court's hearing room during oral arguments.

◆ **JUDICIAL & COURT SERVICES**

Case Management Programs, Office of Dispute Resolution, Drug Court Programs, Ohio Judicial College, and Statistical Reporting

*Ruth Ann Newcomer, assistant director*

**Case Management Programs** ▼ *Diane Hatcher, coordinator*

In October 1999, the court hired a case management coordinator to work with six trial courts in Champaign, Jefferson, Pickaway, Trumbull and Williams counties. The coordinator assisted the courts with developing comprehensive approaches to case flow management, delay reduction and workflow procedures. The office also responded to several requests for written information on case management.

**Office of Dispute Resolution** ▼ *C. Eileen Pruett, coordinator*

Mediation programs funded by the state's Office of Criminal Services were established in July 1999 in the juvenile courts for Lawrence, Ross and Scioto

counties to provide mediation in status offense, truancy, delinquency, parenting and child protection matters. An additional 10 courts were added to the civil mediation roster in August 1999, receiving financial support and technical assistance for mediators and support staff through June 30, 2001.

All grant-funded sites received personal computers with e-mail capabilities in the fall, and several veteran programs extended their services. Two courts added mediation of family issues arising from juvenile domestic violence, while another two added mediation for termination of parental rights actions.

Ten Ohio mediators participated in a civil mediation course at the National Judicial College in Reno; one will return as an adjunct faculty member for a future program.

A formal evaluation of early-intervention truancy mediation programs revealed that the service is beneficial in reducing absenteeism. The court plans to add new truancy program sites and continue the evaluation process in 2000.

#### **Drug Court Programs** ▼ *Meghan Wheeler, coordinator; Melissa Knopp, staff counsel*

1999 was a year of tremendous expansion for Supreme Court drug court initiatives, so that at year's end the number of drug courts in either the planning or implementation stage had doubled to 34. To better manage the enormous growth, the court hired a full-time drug court coordinator to provide technical assistance to drug courts throughout the state and to monitor drug court successes.



Shaded areas depict drug court locations.

Supreme Court staff worked closely with state agencies to begin institutionalizing drug court programs in trial courts. To that end, court staff and the Ohio Department of Alcohol and Drug Addiction Services formed a statewide Drug Court Planning Committee, with members selected to represent both specific geographical regions within the state and drug court team roles within each court. The committee's mission was to establish an association of Ohio drug court professionals and serve as an advisory body for implementing federal grant initiatives. The Ohio Association of Drug Court Professionals was incorporated and began operations as a non-profit corporation in October.

With the help of the Drug Court Planning Committee, Supreme Court staff continued implementing the training, evaluation and information systems components of a \$187,000 federal grant the court received in 1998. Using grant funds, the court sponsored four local court training seminars focused on the



individual needs of each court involved, and co-sponsored a two-day training conference on drug courts with the Ohio Community Corrections Organization.

Many of the court's initiatives centered on evaluating the efficacy of drug courts in Ohio using a database developed by researchers at the University of Cincinnati. The second version of the database was implemented in mid-1999 to begin gathering information in all operating Ohio drug courts. University research staff began compiling preliminary results on the data collected and are expected to release their final report in 2000.

**Statistical Reporting** ▼ *Douglas Stephens*

Statistical Reporting analyzed reports from trial and appellate courts throughout Ohio and published the data in the 1999 *Ohio Courts Summary*. Statistical Reporting staff briefed new judges and court employees on reporting requirements, holding regional review sessions in Lima, Akron, Mason, and Columbus.

Ohio Judicial College ▼ *John Meeks, executive director*

Established in 1976, the Ohio Judicial College provides continuing legal education programs for judges, magistrates, acting judges and non-judicial court personnel.

In 1999, more than 3,000 attendees attended the 86 days of courses presented by the college, which included seminars for judicial candidates on campaign rules and financing, and 11 teleconferences on various topics at 13 sites throughout the state.

Development activity included:

- Grant-funded training programs on traffic-related issues and on administering the Myers Briggs Type Indicator test.
- Expansion of new judge orientation to a two-part 4½day program.
- Faculty growth programs and planning meetings to expand the college's faculty of qualified judges and magistrates.

Finally, the chief justice directed funds to the Judicial College to provide court personnel programs on a continuing basis.

Board of Trustees

J. Michael Bernstein

Hon James A. Brogan, *chair*

Hon. H.F. Inderlied

Hon. Judith Ann Lanzinger

Hon. Teresa L. Liston

Hon. Stephen D. Michael

Chief Justice Thomas J. Moyer

Hon. Reginald J. Routson

Hon. Leslie Spillane

Hon. Thomas A. Swift

Hon. Margaret K. Weaver

Court Personnel Education  
and Training Committee

Mike Casto

Linda Cooper-Smith

Mickey E. Flanagan

Maria F. Hallabrin

Jane Held

Lisa B. Mastrangelo

Anne McBrayer

Greg M. Popovich

Bill Saus

Timothy A. Shannon

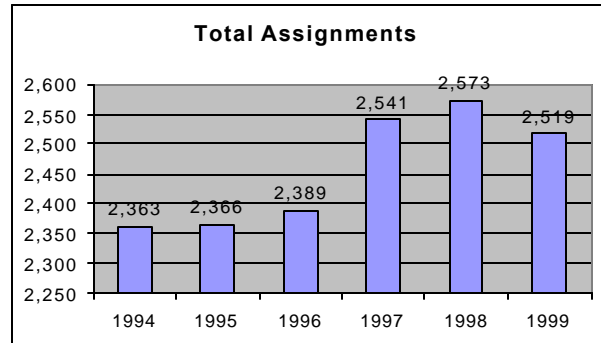
Judy Snodgrass

Kory Trimmer



The Judicial & Court Services Division provided various other services and resources to Ohio courts throughout 1999:

**ASSIGNMENT OF JUDGES** ♦ Trial and appellate court judges ask the Supreme Court to assign a different judge to a case they are scheduled to hear if the case presents a potential conflict of interest or other ethical concern. A judge may also need a replacement assigned to his or her docket for an extended period of time. In either situation, the chief justice may assign judges currently on the bench in another jurisdiction, or he may choose from more than 150 retired judges available for assignment.



Judicial and Court Services processed 2,519 assignments in 1999.

**FAMILY COURT FEASIBILITY STUDY** ♦

The study continued with the implementation of improvements in the processing of family-related court cases.

In collaboration with the Ohio Department of Human Services, court staff:

- Finalized a draft rewrite of relevant Revised Code sections to present a more organized family law section and secured legislative sponsorship.
- Continued supporting a family law specialist in the Judicial College.
- Maintained a pilot statewide juvenile record database, the Juvenile Data Network, and prepared for statewide implementation.
- Supported the expansion of the Court Appointed Special Advocates/Guardians *ad litem* professional association by serving on the board.
- Awarded grants from local courts for volunteer family court pilot projects.

Review Committee

- Frank D. Aquila
- Jerry Collamore
- Hon. John W. Gallagher
- Hon. James Green
- Susan Ignelzi
- Keith Kaufman
- Hon. James W. Kirsch
- Hon. Judith Nicely
- Barbara Norton
- Hon. Tom Nurre
- Hon. Donald L. Ramsey
- Hon. Don Reader
- R. Larry Schneider



A U.S. Department of Health and Human Services grant enabled the continued review of how family-related court cases are processed in the Ohio judicial

system. Although an 18-month study did not recommend mandating family courts in all 88 counties, the same study encouraged the statewide adoption of family court principles.

As a result of the study, a pilot site project was developed to study how to best provide equal and effective court services to all families in the system. Judges and staff from Clermont, Delaware, Fayette, Lorain and Mercer counties have volunteered to experiment with new procedures or expand existing successful services. Advanced uses of technology, expanded mediation, and cross-jurisdictional screening are just a few of the procedures being explored.

The final draft of a family code was presented to the legislature for sponsorship, and is slated for presentation to the General Assembly after editing and formatting.

**JUVENILE DATA NETWORK** ♦ The court continued its efforts to implement a pilot Juvenile Data Network. In cooperation with the Juvenile and Family Court Judges Association and with a grant from the U. S. Department of Health and Human Services, the network continued to collect demographic and case-related data from six juvenile courts. In 1999, more than 100,000 records were maintained in a central repository. Moving from the pilot phase to the permanent establishment of a resident statewide database at the court is the next step.

**TECHNICAL ASSISTANCE** ♦ Supreme Court staff continue to provide direct technical assistance to trial and appellate courts in the acquisition and installation of new technologies, acting as liaison among local courts, vendors and funding authorities, developing and releasing requests for proposal, evaluating proposals, and awarding contracts. In 1999, the office worked with 43 courts and completed projects with 22 courts in 17 counties. Additionally, technical assistance staff participated in more public meetings and presentations on technology in the judicial system.

## ◆ LEGAL & LEGISLATIVE SERVICES

Commission on Continuing Legal Education and Counsel to the Court's Office  
*Richard A. Dove, assistant director*

### Commission on Continuing Legal Education ▼ *Diane Chesley-Lahm, secretary*

Charged with administering the Supreme Court rule that requires all judges and attorneys with active Ohio law licenses to complete continuing legal education courses, the commission issued 20,631 interim progress reports and final reporting transcripts to individuals with surnames beginning with A through L. Four hundred fifty-three attorneys and judges paid a fee for late compliance. The Supreme Court issued 549 sanctions against attorneys in the same group for the reporting period that ended in 1998.

In 1999, the commission processed 8,900 applications for course accreditation from more than 4,000 sponsors and considered appeals of accreditation denials.

The commission continued considering mandatory "bridge-the-gap" education for newly admitted attorneys, and proposed a related rule amendment the court. Amendments increasing the self-study allowance to six hours per biennium and creating standards for accreditation of self-study activities became effective Jan. 1, 2000.

During the 1997-1998 reporting period, 17,093 attorneys and 398 judges with last names beginning with the letters M-Z were required to report completion of at least 24 hours (40 hours for judges) of approved continuing legal education, including two hours of ethics and substance abuse instruction. The commission saw an excellent 97.2 percent compliance rate for the biennium.

Steven C. Bahls  
Kathryn A. Belfance  
Hon. John Bessey  
Hon. Thomas F. Bryant  
Stephen Buchenroth, *chair*  
John H. Burlew  
Gust Callas  
James Caruso  
Richard Cory  
Hon. F. Theresa Dellick  
David Deutsch  
Hon. John J. Donnelly  
Hon. Thomas Grady  
Jeffrey T. Heintz  
Stephen Hubbard  
James S. Huggins  
Annrita Johnson  
David P. Joyce  
Jennifer Lawrence  
Regis E. McGann  
Herbert McTaggart  
Hon. Henry Shaw  
Brian D. Vincente  
Donald White



The court continued its participation in the Continuing Legal Education Coalition with the Attorney General's Office, Legislative Service Commission and other state departments and agencies. The coalition provides a curriculum of continuing legal education courses for government attorneys. In 1999, the coalition presented approximately 19 courses for an approximate total of 55 credit hours. Of these, the court presented two courses, *Effective Legal Writing* and *Legal Resources on the Internet*, offering a total of six credit hours.

**Counsel to the Court** ▼ *John J. Dilenschneider*

The Master Commissioners continued to provide research support for the court, primarily in attorney disciplinary matters, cases originating in the Supreme Court, appeals of capital cases or cases originating in a court of appeals, and administrative appeals from the Public Utilities Commission of Ohio and Board of Tax Appeals.

Master Commissioners hear oral arguments in tax appeals and mediate appeals, Supreme court original actions and certain non-felony cases deemed appropriate.

Other activities of the Legal & Legislative Services Division in 1999 addressed:

**AFFIDAVITS OF DISQUALIFICATION** ♦ The Supreme Court filed and processed 124 affidavits of disqualification in 1999. On average, the chief justice issued a written ruling on each affidavit within 12 days of its filing with the court.

**GOVERNMENTAL RELATIONS** ♦ When the 123<sup>rd</sup> session of the Ohio General Assembly convened in January 1999, Supreme Court staff expanded their role as a legislative resource, assisting both chambers in the consideration and enactment of key legislation.

Staff also worked with representatives of the Attorney General's Office and the Court of Claims to develop legislation (S.B. No. 153) to transfer administrative responsibility for the Victims of Crime Compensation Program from the Court of Claims to the attorney general. The chief justice said the recommended administrative changes would meld the strengths of the existing Crime Victims Compensation Program into a more efficient process that will ensure faster delivery of compensation to deserving crime victims. By year's end, the legislation had the Senate's approval and was awaiting action in the House of Representatives.

With the Ohio Judicial Conference and representatives of the state's six judicial associations, staff participated in a series of orientation programs created for the legislative committees most frequently addressing bills of interest to the Ohio judiciary: the House Criminal Justice, House Civil and Commercial Law, House Children and Family Services, and Senate Judiciary committees.

Supreme Court staff also organized and hosted two presentations for the General Assembly on the work of the Ohio Courts Futures Commission, to provide legislators and their staffs with a better understanding of the commission's work and the process for obtaining public input on the commission's progress reports.

**JUDICIAL CAMPAIGN CONDUCT** ♦ Staff offered training at seven seminars on Ohio's judicial campaign rules. Since 1995, more than 1,400 candidates, campaign committee members and others have attended these Supreme Court-sponsored seminars.

Staff continued to work with the Attorney General's Office to defend legal challenges to campaign contribution and spending limits, assisted four judicial commissions in concluding their reviews of judicial campaign grievances filed with the court, and responded to inquiries from judicial candidates, campaign workers and others regarding the application of judicial campaign rules.

**NEW JUDICIAL POSITIONS** ♦ Supreme Court staff reviewed and recommended four proposals for new judicial positions to the General Assembly, a procedure first undertaken in 1989 to measure relative need at the request of the General Assembly. Court staff have evaluated more than 50 proposals over the years.

In 1999, the court recommended and the General Assembly approved legislation creating new judgeships in the Clermont County Municipal Court (H.B. No. 105) and in the Fifth and Eleventh District Courts of Appeal (S.B. No. 164).

**STANDARD DOMESTIC RELATIONS FORMS** ♦ The Family Law and Procedure Committee of the Ohio Judicial Conference developed standard parenting proceeding forms and uniform affidavits of health insurance and income, expenses and financial disclosure. The committee envisions a Supreme Court mandate, by way of a rule adoption, that the forms be used in all Ohio domestic relations courts.

**STANDARD PROBATE FORMS** ♦ The Forms Committee of the Ohio Association of Probate Judges is responsible for maintaining the Standard Probate Forms in compliance with current law. In 1999, the committee submitted to the Supreme Court two changes to the existing forms. In the spring, the committee requested that two such forms be updated to reflect the \$15,000 support-allowance increase enacted by the General Assembly. The court adopted the proposed revisions and made them effective as of May 3, 1999.



# GRANTS

In 1999, Supreme Court administered more than \$2.45 million in federal, state and private grant funds as follows:

## U.S. Department of Health and Human Services

- ◆ \$1,004,957 for court improvement program.

## Ohio Department of Human Services

- ◆ \$663,000 for Family Court Feasibility Study.

## State Justice Institute

- ◆ \$31,000 to design and implement data-collection process for court-annexed custody and visitation mediation program.
- ◆ \$15,888 to design and implement data-collection process for Ohio New Judge Orientation.

## Office of Criminal Justice Services

- ◆ \$72,020 for State Criminal Sentencing Commission study of sentencing trends.
- ◆ \$308,550 to administer mediation in various civil and criminal common pleas courts.
- ◆ \$108,189 for statewide drug-evaluation program.

## Ohio Department of Public Safety

- ◆ \$5,000 for traffic-related education.

## Ohio State Bar Association

- ◆ \$25,000 to support the Ohio Courts Futures Commission.

## Ohio State Bar Foundation

- ◆ \$15,000 to support the Ohio Courts Futures Commission.

## Office of Justice Programs

- ◆ \$186,496 to evaluate need for managers of information systems in Ohio's 34 drug courts, to develop statewide, regional and individual drug court training and to support the drug court evaluation initiative.

# STANDING BOARDS, COMMITTEES *and Commissions*

## BOARD OF BAR EXAMINERS

*Marcia J. Mengel, secretary*

Created by court rule, the Board of Bar Examiners administers the court's constitutional authority to regulate admission to the practice of law in Ohio. Board members serve by appointment and draft the essay questions for the two bar examinations administered each year.

In March 1999, the board won approval of rule amendments adopting the Multi-State Performance Test as a component of the Ohio bar exam. The amendments went into effect for the July 2000 exam, which was the first to include the performance test.



Mark C. Bissinger  
Michael M. Briley  
James F. DeLeone  
Brian N. Eisen  
Julie A. Jones  
Samuel Zanville Kaplan  
Hon. R. Scott Krichbaum  
Patricia G. Lyden  
Todd Mazzola  
Michael P. Morrison  
Robert M. Morrow  
Thomas G. Pletz  
Leon M. Plevin  
Lynn M. Reynolds  
George A. Sadd  
Thomas J. Scanlon  
Kenneth F. Seibel, *chair*  
Beatrice K. Sowald  
Sylvester Summers Jr.  
Catherine Vernon  
John W. Waddy Jr.



## BOARD OF COMMISSIONERS OF THE CLIENTS' SECURITY FUND

*Janet Green Marbley, administrator*

The Clients' Security Fund of Ohio compensates individuals who have lost money or property due to the dishonest conduct of an attorney. Since its establishment in 1985, the fund has awarded more than \$4 million to 771 affected clients. In 1999, the fund awarded \$401,204 to 65 claimants. One claimant received the maximum award amount of \$50,000, and five claimants received awards of \$25,000 or more.



Benjamin F. Barrett Sr.

John J. Chester Jr.

Anne. L. Clark

Laneta Goings

E. James Hopple, *chair*

Jerome Phillips

Natalie Y. Wester



## BOARD OF COMMISSIONERS ON CHARACTER AND FITNESS

*Marcia J. Mengel, secretary*

The Board of Commissioners on Character and Fitness oversees investigation of the character, fitness, and moral qualifications of applicants for admission to the practice of law in Ohio. The board docketed 18 new cases in 1999, seven of which were appeals from admissions committee determinations. The remaining 11 were *sua sponte* investigations.

Board-proposed amendments to the confidentiality provisions of the court's admissions rule were published for public comment Dec. 27, 1999. ■ ■ ■

Michael J. Bernstein

Robert N. Farquhar

Hon. Nancy D. Hammond, *chair*

Hon. Sara E. Lioi

Michael B. Michelson

Frederick L. Oremus

Michael D. Reny

Suzanne K. Richards

Lynda E. Roesch

Hon. David Tobin

Paul E. Weimer

Joseph H. Weiss Jr.



## BOARD OF COMMISSIONERS ON GRIEVANCES AND DISCIPLINE

*Jonathan W. Marshall, secretary*

Established by court rule, the Board of Commissioners on Grievances and Discipline is charged with administering, interpreting and enforcing the attorney conduct rule governing disciplinary actions against lawyers and judges for ethical misconduct. The board also serves under state law as the ethics commission for the filing of more than 1,500 financial disclosure statements required of Ohio judges, judicial candidates and magistrates.

In 1999, the board docketed 78 formal complaints from the Office of Disciplinary Counsel and the certified grievance committees of local bar associations. The board held 61 disciplinary hearings and certified 74 matters to the Supreme Court, disposing of 118 cases in all. The board also conducted hearings on petitions for reinstatement and petitions to revoke probation. To improve efficiency, the board developed a plan to upgrade its computerized case management system.

The board drafted rule amendments to aid the court in implementing recommendations by the Ohio State Bar Association that followed a statewide study of the disciplinary system. The board also drafted regulations to carry out these amendments, including time guidelines for pending disciplinary cases, and proposed new disciplinary rules for study by the court.

The board assisted local certified grievance committees in documenting requests for reimbursement of all disciplinary investigation-related expenses, both on a quarterly and annual basis.

The board also:

- ◆ Received 62 requests for advisory opinions and issued nine opinions on ethical questions.

Richard C. Alkire  
Hon. William R. Baird  
Michael R. Barrett  
Bernard K. Bauer  
Stanley C. Bender  
Louis Arden Boettler  
Hon. Dana A. Deshler Jr.  
Don R. Gardner  
Joseph Gibson  
Elaine B. Greaves  
Hon. W. Scott Gwin  
J. Thomas Henretta  
Jonathon Hollingsworth  
Hon. Nelfred G. Kimerline  
Jean M. McQuillan  
Nancy D. Moore  
Carl Morgenstern  
Peggy A. Murray  
Martin J. O'Connell  
Dale K. Perdue  
Larry L. Seward  
Hon. Leo M. Spellacy  
Christine J. Schulman  
Hon. Mary Grace Trimboli  
Robin G. Weaver  
Linde Hurst Webb, *chair*  
Joseph Wittenberg  
Hon. Frederick N. Young



- ◆ For the eighth year, provided partial reimbursement to local certified grievance committees for ongoing grievance and discipline expenses.
- ◆ Sponsored and assisted in a statewide seminar for members of certified grievance committees.
- ◆ With the assistance of the Disciplinary Counsel, developed and produced a video for the orientation and training of certified grievance committee members.
- ◆ Taught four courses on campaign law and ethics required of Ohio judicial candidates.
- ◆ Presented 32 continuing legal education programs for judges, lawyers and law students.

## BOARD OF COMMISSIONERS ON THE UNAUTHORIZED PRACTICE OF LAW

*Susan B. Christoff, secretary*

The Board of Commissioners on the Unauthorized Practice of Law administers the Supreme Court's constitutional authority to regulate the practice of law and all related matters.

The board docketed four complaints alleging the unauthorized practice of law and filed four final reports with the court in 1999. The board also considered and approved applications for reimbursement of expenses, received and responded to requests for advisory opinions, referred matters for investigation to either the Office of Disciplinary Counsel or a local bar association's unauthorized practice of law committee, and responded to public inquiries. ■■■

Ralph E. Dill  
 Ryan H. Fisher  
 James W. Harper  
 J. Jeffrey McNealey  
 Dennis Ryan Newman  
 Frederick L. Ransier III, *chair*  
 D. John Travis



## COMMISSION ON CERTIFICATION OF ATTORNEYS AS SPECIALISTS

*Diane Chesley-Lahm, secretary*

The Commission on Certification of Attorneys as Specialists administers a Supreme Court rule created in 1993 to develop a mechanism for certifying attorneys with special expertise in a legal field and to recommend guidelines for attorneys to communicate their specialization to the public. Ohio attorneys may achieve certification by meeting practice requirements and passing tests administered by accredited certifying agencies.

During 1999, the commission reviewed and accredited Ohio State Bar Association certification programs in federal tax and family relations law. The commission also accredited the National Board of Trial Advocacy's certification program in family law trial advocacy. Production continued on videos explaining the certification process to attorneys and the public, with the expectation that the videos will be available in 2000. ■ ■ ■

Timothy J. Boone  
J. Dean Carro  
Douglas Chapman  
William S. Cole  
James Durman  
Lawrence R. Elleman  
Hon. Carolyn Friedland  
Howard Freidman  
Douglas N. Godshall  
Michael S. Harshman  
Paul E. Hoeffel  
Michael E. Murman  
David E. Pontius, *chair*  
Kathleen E. Stimler  
Hon. David E. Stucki  
Michael R. Thomas

■

## COMMISSION ON PROFESSIONALISM

*Melissa Knopp, secretary*

The commission was created in 1992 to promote professionalism among Ohio attorneys. All four of the commission's committees – Bar Liaison, Judicial Responsibility, Law Schools and Professional Education – were full of activity in 1999.

The Bar Liaison and Law Schools committees worked diligently to improve relations with local bar associations and law schools throughout the state. Both committees conducted statewide surveys to identify professionalism needs and are currently working on strategic plans.

The Judicial Responsibility Committee drafted a proposed Judicial Creed modeled after the Lawyer's Creed issued by the court in February 1997, with the final proposal target for adoption and presentation to the court in early 2000.

The Professional Education Committee spent the year developing a standard curriculum for the court's continuing legal education requirement on the topic of professionalism. In addition, the committee examined the possibility of producing a videotaped continuing legal education course with the state bar association.



Mary Kae Bozza  
Ralph Greco  
Richard Ison  
Max Kravitz  
Hon. Cynthia C. Lazarus  
William C. Mann  
Hon. Lynette M. McGough  
Hon. Patrick McGrath  
Terry McKee  
Hon. Terrence O'Donnell  
Hon. C. Ashley Pike  
Ralph Russo  
Steven H. Steinglass  
John S. Stith., *chair*



## COMMITTEE FOR LAWYER REFERRAL AND INFORMATION SERVICES

*Melissa Knopp, secretary*

Created to regulate lawyer referral services and ensure compliance Ohio's Code of Professional Responsibility, the committee was active in its first full year of operation. To fulfill its stated purpose, the committee proposed to the court a regulation that precludes attorneys from having an ownership interest in a referral service from which they receive referrals. In addition, the committee proposed five regulations delineating minimum requirements for operating a lawyer referral and information service in Ohio, including registration with the court. The court adopted the recommendations effective Nov. 1, 1999.

There were 15 lawyer referral services registered with the court in 1999 that logged more than 100,000 referral requests. Due to the high volume of activity, the committee decided to meet with representatives from all lawyer referral and information service providers operating in Ohio, and in May gathered with them at the Ohio State Bar Association annual convention in Cleveland. As a result of the overwhelmingly positive response from the service providers, the committee decided to convene an annual meeting to provide an interactive forum highlighting pertinent issues regarding the operations and future of lawyer referral services in Ohio. ■ ■ ■

Robert N. Gluck  
Carol Johnson  
Marion Smithberger, *chair*  
William Stehle  
Benson Wolman





## COMMITTEE ON THE APPOINTMENT OF COUNSEL FOR INDIGENT DEFENDANTS IN CAPITAL CASES

*Nan P. Cairney, secretary*

Established in 1988, the committee works to ensure quality representation of indigent defendants who could face the death penalty by developing education- and experience-based standards. The committee maintains a statewide attorney certification list, periodically reviews the relevant rule and recommends appropriate amendments, and approves death penalty training seminars for the required continuing education credit.

In 1999, the committee approved two continuing legal education seminars to fulfill specialized training requirements, certified approximately 118 applicants, stripped 81 attorneys who did not satisfy the required two-year continuing education standard of their certification, and distributed two updated lists of certified counsel to common pleas and appellate court judges.

As of December 1999, approximately 462 attorneys were certified to accept appointment as counsel for indigent defendants in capital cases. ■ ■ ■

Hon. Everett Burton, *chair*

Joann Jolstad

William F. Kluge

Harry R. Reinhart

Timothy Young



## RULES ADVISORY COMMITTEE

*Keith T. Bartlett, secretary*

The Rules Advisory Committee is responsible for reviewing proposed new rules and amendments to the rules of practice and procedure for Ohio courts. In 1999, the committee continued to review proposed new rules and rule amendments submitted to the court by bar associations, attorney and judge associations and other interested parties. The committee submitted its annual recommendations to the court, published them for comment and filed them with the General Assembly. Substantive amendments to the Rules of Civil Procedure and Rules of Evidence took effect on July 1, 1999.

The committee also reviewed proposals that were submitted to the court for initial consideration in September 1999. The proposed amendments approved by the court for filing with the General Assembly in January 2000 will, unless modified by the court or disapproved by the General Assembly, take effect on July 1, 2000. ■ ■ ■

Donald C. Brey, *chair*  
Hon. Peggy Bryant  
James W. Burke Jr.  
Hon. Joseph T. Clark  
Hon. William Finnegan  
Frederick Giddes  
Kathleen Graham  
Charles G. Hallinana  
Hon. Michael Hoague  
John G. Lancione  
Hon. David Lewandowski  
Hon. Thomas E. Loudon  
Hon. Jack Puffenberger  
Frank A. Ray  
Elizabeth Reilly  
Hon. Michael J. Sage  
David I. Shroyer  
Percy Squire  
Mary Jane Trapp  
Gregory A. White

■

# SPECIAL *Committees*

## **BENCH-BAR PLANNING COMMITTEE**

*Hon. James Green and Lawrence R. Springer, co-chairs  
Richard A. Dove, staff liaison*

The committee hosted its seventh statewide conference March 18 and 19, 1999 to discuss the Ohio Courts Futures Commission progress report, focusing on court management and structure and dispute management. The committee summarized the views of conference attendees in a report provided to the commission.

## **COMMITTEE ON COURT SECURITY**

*Justice Evelyn Lundberg Stratton, court liaison*

Co-sponsored by the Supreme Court and the Ohio Judicial Conference, the 19-member committee of judges, court personnel, and city, county and law enforcement officials assesses security in Ohio courts and elsewhere, with an eye toward making recommendations that may include setting security standards.

## **COMMITTEE ON DISPUTE RESOLUTION**

*C. Eileen Pruett, staff liaison*

The committee's focus for 1999 was on developing and refining best practices for court-connected mediation programs, while the 12-site mediation institutionalization project entered its final year. The project has placed staff mediators in 27 courts for 14 counties, which expect to secure local funding for mediation services in 2000.

Committee publications included a comprehensive comparative assessment of divorce mediation in Ohio and Maine, and an implementation manual for civil mediation programs. Students from the Ohio State University School of Law collaborated with

William Baughman Jr.  
Michael Casto  
William L. Clark  
Diana Cygnaovich  
David A. Doyle  
Dianne Goss  
Walter W. Kocher  
Bea V. Larson  
Denise Martin-Cross  
Stephen L. McIntosh  
Harold D. Paddock

the committee on an abbreviated handbook for judges, which is targeted for publication in 2000. The Ohio Mediation Association presented its Better World award to the chief justice in recognition of his efforts to promote mediation in Ohio. Supreme Court staff represented the court at a symposium on state mediation in Baltimore, and filled key roles in planning and presenting the Second International Colloquium on Child Protection Mediation sponsored by the Association of Family and Conciliation Courts in Columbus. ■ ■ ■

Herbert Palkovitz  
Roberts Parson  
Robert W. Rack Jr., *chair*  
Hon. James A. Ray  
Nancy Rogers  
Jeffrey S. Sutton  
Hon. William C. Todia  
David A. Ward  
Mark Warner  
Thomas Weeks  
Hon. Howard S. Zwelling

Appointees to Ohio  
Commission on Dispute  
Resolution and  
Conflict Management  
Justice Deborah L. Cook  
Dr. Dan DeStephen  
Ron L. Rimelspach  
Kurtis Tunnell



## DOMESTIC VIOLENCE TASK FORCE

*Hon. Jeffrey Ingraham and Sen. Merle Grace Kearns, co-chairs*  
*Melissa Knopp, staff liaison*

Subcommittee chairs met in June 1999 to review outstanding legislative recommendations stemming from the task force's October 1996 report to the court, General Assembly and various state and local agencies. The group concluded that a "three-branch" task force could better bring the outstanding initiatives to fruition. The conclusion ultimately led to the governor's formation of the Center for the Prevention of Family and Community Violence.

## OHIO COMMISSION ON RACIAL FAIRNESS

Sponsored by the state bar association and the Supreme Court, the 33-member commission issued its final report in December 1999, calling for changes in the areas of perception of the legal profession, court employment, juries, criminal justice, law schools and interpreter services. The chief justice pledged to move forward with the commission's first recommendation by appointing an advisory task force of judges, attorneys, law school representatives and lay people to consider and implement the commission's other recommendations. ■ ■ ■

Hon. Ronald B. Adrine, *chair*  
Hon. Carl Character  
Thomas Bonasera  
James C. Cissel  
Edward Coaxam Jr.  
Hon. Charles Doneghy  
Sherry Eckman  
Rita Fernandez  
Jesse Gooding  
Daniel W. Hammer  
Daniel J. Hoffheimer  
William G. Hutcheson  
Ken Irwin  
Janet Jackson  
Hon. Nathaniel Tubbs  
Stephanie Tubbs Jones  
The Rev. Morris Lee  
Alex H. Marsh  
Hon. Melba D. Marsh  
Chief Justice Thomas J. Moyer  
Hon. Gustalo Nunez  
Patrick Oliver  
Hon. Donald L. Ramsey  
Pamela Roberts  
Romey Sanders  
Richard T. Schisler  
Stephan Stover  
Thomas Wang  
Robin Weaver  
Gregory Williams  
Hon. William H. Wolff Jr.  
Les Wright

■

## OHIO CONFERENCE ON SUBSTANCE ABUSE AND THE COURTS PLANNING COMMITTEE

The planning committee for the Ohio Conference on Substance Abuse and the Courts was initiated in 1991 following the national conference. The committee began revising the "Justice Chapter" of the Ohio Alcohol and Drug Addiction Services Plan and encouraged interdisciplinary working relationships. The relationships linked courts to treatment providers, promoted cross-disciplinary training and shared information related to drug courts. With most of its work completed several years ago, the group recently changed its name to the Justice and Treatment Committee and reorganized its goals. ■ ■ ■

John Bender  
Mary Bower  
Pat Bridgman  
Sandra Cannon  
Mark S. Davis  
Kristin Gilbert  
Steven Hollon  
Linda Janes  
Craig Jaquith  
Barbara Kaminski  
Melissa Knopp  
Anne G. Larrison  
Michael Link  
Fritz Rauschenberg  
Tracy Robinson  
■

## OHIO COURTS FUTURES COMMISSION

*Stephan W. Stover, staff liaison*

In January 1999, the 52-member commission issued a progress report outlining some 80 preliminary proposals for the state's court system in the areas of access, judges, court personnel, administration, funding, structure, jury reform and case management. The commission circulated the report for comment and conducted 10 public hearings across the state in May and June to gather additional public comment.



Hon. Jeff Payton  
Richard Pogue  
Samuel Porter  
William Randle  
Hon. James S. Rapp  
Hon. James A. Ray  
Dr. David G. Rummel  
William J. Schlageter  
Jan Scotland  
Hon. Leslie Spillane  
Susan Steinman  
Linda L. Thompson  
Keith A. Throckmorton  
Joseph P. Tomain  
Hon. Ann Marie Tracey  
James Underwood  
David A. Ward  
Mark R. Weaver  
Hon. William H. Wolff Jr.  
Dr. Paul Wu



Donna Alvarado  
Dr. Linda Ammons  
Hon. John P. Bessey  
Mary M. Bower  
Dr. John Bryant  
Hon. Melissa Byers-Emmerling  
James Cissell  
Justice Deborah L. Cook  
Dr. Gary Coombs  
Laurel Dinallo  
Robert M. Duncan, *co-chair*  
Dr. Susan Lajoie Eagan, *co-chair*  
Jeff Fruit  
William Gaskill  
Dr. G. Kathleen Grant  
Thomas S. Hodson  
Robert D. Horowitz  
Dr. Ralph Izzard  
Jonathon J. Johnson  
F. Dale Kasperek, Jr.  
Sen. Merle Grace Kearns  
Hon. Judith Ann Lanzinger  
Sandy Lewallen, R.R.A.  
Larry L. Long  
Tracy Mahoney  
Tim C. Mazur  
Terry McCoy  
Albert A. "Chip" Mills  
Julianne Mogavero  
Kathleen Murphy  
Dennis M. Parish

## STANDARD FORMS COMMITTEE

*Melissa Knopp, staff liaison*

The Standard Forms Committee came about from 1996 recommendations of the court's Domestic Violence Task Force and is comprised in part of original task force members. The committee initially was charged with periodically reviewing the standard forms used to seek protection orders in domestic violence matters, which the task force developed for use beginning Jan. 1, 1998, and recommending revisions as necessitated by changes in law or court procedure.

In December 1998, the committee published for comment its proposed revisions to the protection order forms and proposed stalking protection order form. In addition, the committee submitted all of the forms to Professor Rebecca Cochran of the University of Dayton School of Law for "plain English" revisions at the request of the court.

The committee presented the revised protection order forms to the court for adoption in December 1999. The court adopted the stalking protection order forms and assigned them an effective date of March 1, 2000. The court returned the revised domestic violence protection order forms to the committee for further revisions, and the committee expects to resubmit them for final approval in early 2000. ■■■

Robin Bozian  
Hon. Michael Brigner, *chair*  
Roseanne Buell  
Rebecca Cochran  
Brenda Dunlap  
Becky Herner  
Nancy Neylon  
Sally Pack  
Hon. Jack Rosen  
Alexandria Ruden  
Michael F. Sheils  
Michael Smalz  
Mike Taylor





# STATUTORY *Commissions*

## STATE CRIMINAL SENTENCING COMMISSION

*David J. Diroll, executive director*

In 1999, the commission worked with the General Assembly to adopt refinements to the commission's felony plan, which were signed into law effective March 23, 2000. The bill (S.B. 107) also includes changes to the vehicular homicide and involuntary manslaughter law proposed in the commission's traffic report.

In addition, the commission finalized its juvenile sentencing recommendations, including blended juvenile/adult sentences and presumed bindings over. The General Assembly began considering the recommendations as S.B. 179, with more hearings likely in 2000.

The commission's remaining traffic proposals were introduced as S.B. 176, with hearings beginning in late 1999 and slated to continue into 2000. The General Assembly did not take any action on the commission's general misdemeanor sentencing proposals or its plan to revamp the process for determining fine distributions. ■■■

Hon. John D. Schmitt  
Yeura Rommel Venters  
Gregory A. White  
Reginald Wilkinson  
Rep. Ann Womer-Benjamin  
Hon. Stephanie Wyler

■

David H. Bodiker  
Sharon Boyer  
Hon. H.J. Bressler  
James D. Cole  
John Dowlin  
Sheriff Sherwood S. Eldredge  
Hon. Burt W. Griffin  
Sheriff Gary Haines  
Hon. Frederick "Fritz" C. Hany II  
Hon. Sylvia Sieve Hendon.  
Rep. Ed Jerse  
Sen. Jeff Johnson  
Max Kravitz  
Sen. Robert E. Latta  
Hon. Alice O. McCollum  
Mayor James McGregor  
Steve McIntosh  
Chief James R. McKean  
John Madigan  
Sen. Mark Mallory  
Col. Kenneth M. Marshall  
Rep. James Mason  
Jay Milano  
Chief Justice Thomas J. Moyer, *chair*  
Geno Natalucci-Persichetti  
Hon. John T. Patton  
Hon. Jeff Payton  
Hon. C. Fenning Pierce  
Hon. Reginald Routson

## TRAFFIC RULES REVIEW COMMISSION

*Richard A. Dove, secretary*

The commission saw two of its recommended rule amendments adopted by the Supreme Court in 1999. The first will allow certain courts and law enforcement agencies to engage in pilot programs to test automated traffic citations. The second allows municipal and county courts to accept guilty pleas electronically or by telephone in traffic cases that do not require court appearances. ■ ■ ■

William Dawson  
Hon. James J. Fais  
Hon. Donna Congeni Fitzsimmons  
Hon. Francis X. Gorman  
Hon. Frederick C. Hany II, *chair*  
Paul M. Herbert  
Carol Johnson  
Kenneth Marshall  
Jerry Maynard  
Hon. Richard M. Rogers  
Hon. Thomas J. Osowik  
Dick Saunders

■

# AFFILIATED *Agencies*

## OFFICE OF DISCIPLINARY COUNSEL

*Jonathan Coughlan, disciplinary counsel*

The Office of Disciplinary Counsel investigates and prosecutes matters involving the professional responsibilities of Ohio attorneys and judges. During 1999, the office addressed 3,647 such matters, which included appeals, allegations of unauthorized practice of law and 3,234 complaints. The office dismissed 3,266 complaints after intake and investigation, filing formal actions with the Board of Commissioners on Grievances and Discipline in 33 instances. In all, the office had 58 active disciplinary cases before the board and the Supreme Court.

## COURT OF CLAIMS

*Miles Durfey, clerk*

The Court of Claims has exclusive, original jurisdiction over all civil actions filed against the state of Ohio, and also determines all matters pertaining to an application for an award of reparations filed under the Ohio Victims of Crime Act.

A civil action is determined in one of two ways: administratively by a clerk if the action seeks \$2,500 or less, or judicially if the action involves a request for \$2,500 or more. Judges can also hear appeals of administrative determinations, and determine an appeal taken from an order issued by a panel of commissioners in a victim's case. ■ ■ ■

### Judges

Hon. J. Warren Bettis

Hon. Everett Burton

Hon. Russell Leach

Hon. Fred J. Shoemaker

### Commissioners

James Hewitt III

Steven A. Larson

Leo P. Morley

Karl H. Scheider

Hon. A. William Sweeney

Dale Thompson

Clark Weaver

■

# OUTreach

## **BENCH-BAR-DEANS CONFERENCE**

The court participates annually in the Bench-Bar-Deans Conference sponsored by the state bar association, discussing legal education, admission to the practice of law, and other issues of common interest to Ohio's nine law schools, bar and judiciary.

## **COURT EDUCATION**

Students from primary and secondary schools, colleges, universities and law schools from Ohio, the nation and the world visit the Supreme Court each year. 1999 saw 35,542 court visitors.

The court continued to bolster the Ohio Center for Law-Related Education, including the center's Mock Trial and Ohio Government in Action programs, with financial support and participation on the center's board of trustees. In addition, the court again participated in the Youth in Government model Supreme Court program.

## **EXTERN PROGRAM**

The court welcomed 51 externs from Capital University Law and Graduate Center, the Ohio State University College of Law, University of Toledo College of Law, University of Cincinnati College of Law, Ohio Northern University Pettit College of Law, University of Akron C. Blake McDowell Law Center and the University of Dayton School of Law. Externs served the seven justices and the offices of the administrative director, counsel to the court and Criminal Sentencing Commission.

## **OFF-SITE COURT**

Since 1987, the Supreme Court has conducted court sessions in 38 Ohio counties, primarily for the benefit of high school students. Approximately 18,000 high school students, among an approximate total of 24,000 individuals, have attended the sessions. The program entails meetings with high school editors and reporters, pre- and post-oral argument briefings and related course work.

In 1999, the court held sessions in Hardin and Pickaway counties.

# CASELOAD *Statistics*

In 1999, the Supreme Court received 2,327 cases, including 129 original actions, 74 habeas corpus cases, one certified state law question from federal court, 107 attorney disciplinary matters, three attorney admissions cases, and seven other cases related to the practice of law.

The 2,006 appeals filed included 43 claimed appeals of right; 1,610 discretionary appeals, 551 of which involved felonies; 176 direct appeals; 34 certified conflicts; 34 appeals from the Board of Tax Appeals; eight appeals from the Public Utilities Commission; 17 death penalty appeals; 80 *Murnahan* appeals and two appeals of election contests.

The court also had two appeals of right filed directly from judgments of the Perry County Common Pleas Court in *DeRolph v. State*.

For additional statistical information, see Appendices A through F.

## 1999 RULE AMENDMENTS

Civ. R. 24, 33, 56, and 86 and Evid. R. 101 and 1102, Rules Advisory Committee Recommendations, adopted Dec. 15, 1998 and effective July 1, 1999.

Code of Judicial Conduct Canon 2(D), Financial Disclosure Statement, adopted and effective Jan. 26, 1999.

Code of Judicial Conduct, Canon 7, Campaign Solicitations and Expenditures, adopted Oct. 12, 1999 and effective Nov. 1, 1999.

Code of Professional Responsibility, anon 5, EC 5-16, Interest of Multiple Clients, adopted Sep. 14, 1999 and effective Nov. 1, 1999.

Code of Professional Responsibility, DR 2-101, Solicitation, adopted Nov. 2, 1999 and effective Jan. 1, 2000.

Code of Professional Responsibility, DR 2-103, Lawyer Referral and Information Services and Regulations, adopted Sep. 14, 1999 and effective Nov. 1, 1999.

Code of Professional Responsibility, DR 5-103, Repayment of Litigation Expenses, adopted May 17, 1999 and effective June 14, 1999.

Gov. Bar R. I, Sections 3, 4, 5, and 7, Ohio Bar Examination, adopted March 30, 1999 and effective June 1, 1999.

Gov. Bar R. V, Bell Commission Amendments, adopted April 13, 1999 and effective Sep. 1, 1999.

Gov. Bar R. V, Section 10, Attorney Discipline, adopted July 28, 1999 and effective Aug 30, 1999.

Gov. Bar R. VI, Section 7, Attorney Registration Fund, adopted June 8, 1999 and effective July 1, 1999.

Gov. Bar R. X, Section 4(A)(4), Hours of Accreditation and CCLE Regulations 100, 403, 408 and 409, adopted Sep. 21, 1999 and effective Jan. 1, 2000.

Gov. Jud. R. II, Section 5, Campaign Conduct; Enforcement and Sanctions, adopted Oct. 12, 1999 and effective Nov. 1, 1999.

Probate Forms 5.0 and 7.1, adopted March 31, 1999 and effective May 3, 1999.

Supreme Court Rules of Practice R. XIV, Mediation, adopted: June 8, 1999 and effective July 12, 1999.

Sup. R. 10, 10.03 and Stalking Protection Order Forms, adopted Dec. 14, 1999 and effective March 1, 2000.

Sup. R. 52(M)(2)(h), Specifications for Printing Probate Forms, adopted and effective Nov. 16, 1999.

Traffic Rules, Automated Traffic Ticket Temporary Provision, adopted and effective Jan. 12, 1999.

Traffic Rules 13(D), Traffic Violations Bureau; Electronic and Telephone Waivers, adopted March 31, 1999 and effective May 3, 1999.

## Court of Claims Case Management

<u>Civil</u>	<u>Comparative Data</u>	
	1998	1999
Administrative Determinations:		
Pending Cases January 1	189	112
Filed	636	1022
Terminated	713	1003
Pending Cases December 31	112	131
Judicial Determinations:		
Pending Cases January 1	490	446
Filed	458	398
Terminated	502	468
Pending Cases December 31	446	376
<u>Victims of Crime</u>		
Single Commissioner:		
(Initial Determination)		
Pending Cases January 1	5055*	2783
New Filings	4125	5182
Supplemental Filings	397	431
Referrals/Remands	743	607
Total Filings	5265	6220
Terminated	7537	5239
Pending Cases December 31	2783	3764
	<u>Comparative Data</u>	
	1998	1999
Panel of Commissioners:		
(First Appeal)		
Pending Cases January 1	211	210
Objections Filed	658	463
Terminated	659	427
Pending Cases December 31	210	246
Judicial Appeals:		
(Final Appeal)		
Pending Cases January 1	13	28
Appeals Filed	131	61
Terminated	116	81
Pending Cases December 31	28	8

\*The difference between these two numbers is a result of the cumulative errors that have occurred over the years by the inadvertent exclusion of some remanded cases from pending caseload figures. The 5,055 number now fairly represents the number of cases that were pending on January 1, 1998.



# CASES FILED 1999

## JURISDICTIONAL APPEALS

Claimed Appeals of Right	43
Discretionary Appeals (Non-felony)	1,059
Discretionary Appeals (Felony)	551

## MERIT DOCKET

Original Actions	129
Habeas Corpus Cases	74
Direct Appeals	176
Certified Conflicts	34
Appeals from Board of Tax Appeals	34
Appeals from Public Utilities Commission	8
Appeals from Power Siting Board	0
Death Penalty Cases <sup>1</sup>	17
Certified Questions of State Law	1
<i>Murnahan</i> Appeals	80
Appeals of Election Contest under R.C. 3515.15	2
Appeals under R.C. 4121.25	0
Appeals of Right	2

## PRACTICE OF LAW CASES

Disciplinary Cases <sup>2</sup>	107
Admissions Cases <sup>2</sup>	3
Other Practice of Law Cases <sup>2</sup>	7

**TOTAL** **2,327**

---

<sup>1</sup> Included in this category are 10 cases involving appeals from the courts of common pleas in which the death penalty was imposed for an offense committed on or after January 1, 1995. One of the cases in which the death penalty was imposed for an offense committed on or after January 1, 1995, also has a companion case from the court of appeals. The remaining 6 cases involve appeals from the courts of appeals for offenses committed prior to January 1, 1995.

<sup>2</sup> See Appendix E for breakdown of cases relating to the practice of law that were filed in 1999.

## APPENDIX A

## FINAL DISPOSITIONS 1999<sup>1</sup>

### JURISDICTIONAL APPEALS (JURISDICTION DECLINED, LEAVE TO APPEAL DENIED AND/OR APPEAL DISMISSED)

Claimed Appeals of Right	35
Discretionary Appeals (Non-felony) <sup>2</sup>	1,001
Discretionary Appeals (Felony) <sup>2</sup>	387
<b>TOTAL</b>	<b>1,423</b>

### MERIT DOCKET

Original Actions	135
Habeas Corpus Cases	67
Direct Appeals	200
Certified Conflicts	36
Appeals from Board of Tax Appeals	51
Appeals from Public Utilities Commission	10
Appeals from Power Siting Board	0
Death Penalty Cases	14
Merit Cases Pursuant to Allowance <sup>3</sup>	142
Certified Questions of State Law	8
<i>Murnahan</i> Appeals	78
Appeals of Election Contest under R.C. 3515.15	1
Appeals under R.C. 4121.25	0
Appeals of Right	1
<b>TOTAL</b>	<b>743</b>

---

<sup>1</sup> See Appendix F for final dispositions of cases relating to the practice of law.

<sup>2</sup> This category includes cases involving discretionary appeals and claimed appeals of right.

<sup>3</sup> This category includes all discretionary appeals and claimed appeals of right that were allowed by the Court, and heard and disposed of on the merits.

## APPENDIX B

**DISCRETIONARY APPEALS AND  
CLAIMED APPEALS OF RIGHT ALLOWED  
1999**

Claimed Appeals of Right	0
Discretionary Appeals (Non-felony) <sup>1</sup>	134
Discretionary Appeals (Felony) <sup>1</sup>	88
<b>TOTAL</b>	<b>222</b>

---

<sup>1</sup> *This category includes cases involving both discretionary appeals and claimed appeals of right.*

**APPENDIX C**

## CASES PENDING 1999

CASE TYPE	PENDING AS OF 01/01/00
Discretionary Appeals and Claimed Appeals of Right <sup>1</sup>	502 <sup>2</sup>
Original Actions	31
Habeas Corpus Cases	12
Direct Appeals	145
Certified Conflicts	31
Appeals from Board of Tax Appeals	26
Appeals from Public Utilities Commission	8
Death Penalty Cases <sup>3</sup>	47
Certified Questions of State Law	1
<i>Murnahan</i> Appeals	16
Appeals of Election Contest under R.C. 3515.15	1
Appeals of Right	1
<b>TOTAL</b>	<b>821</b>

---

<sup>1</sup> Includes discretionary appeals and claimed appeals of right that were awaiting Court review on the first of the year. Also includes discretionary appeals and claimed appeals of right that had been allowed by the Court and were pending on the merits on the first of the year.

<sup>2</sup> 191 of these cases had been allowed by the Court and were pending on the merits as of January 1, 2000. The remainder were pending as jurisdictional appeals.

<sup>3</sup> Included in this category are 28 cases involving appeals from the courts of common pleas in which the death penalty was imposed for an offense committed on or after January 1, 1995. Two of the cases in which the death penalty was imposed for an offense committed on or after January 1, 1995, also have a companion case appealed from the court of appeals. The remaining 17 cases involve appeals from the courts of appeals for offenses committed prior to January 1, 1995.

## APPENDIX D

**CASES RELATING TO THE PRACTICE OF LAW  
CASES FILED  
1999**

**DISCIPLINARY CASES**

Regular disciplinary cases	64
Mental illness suspension cases	1
Automatic suspensions for felony convictions	9
Automatic suspensions for child support noncompliance	1
Interim remedial suspensions	2
Resignations	19
Reciprocal discipline cases	4
Disciplinary cases involving judges	2
Judicial cases filed pursuant to Gov. Jud. R. III	0
Judicial campaign cases	0
Miscellaneous disciplinary matters	5
<b>TOTAL</b>	<b>107</b>

**ADMISSIONS CASES**

Character and fitness cases	3
Miscellaneous admissions matters	0
<b>TOTAL</b>	<b>3</b>

**OTHER PRACTICE OF LAW CASES<sup>1</sup>**

Cases relating to the unauthorized practice of law	4
Other cases relating to the practice of law	3
<b>TOTAL</b>	<b>7</b>

---

<sup>1</sup> *Includes cases that were filed pursuant to the Supreme Court's exclusive constitutional authority of matters relating to the practice of law and that are not considered either disciplinary or admissions cases.*

**APPENDIX E**

**CASES RELATING TO THE PRACTICE OF LAW  
FINAL DISPOSITIONS  
1999**

**DISCIPLINARY CASES**

Public reprimands	10
Definite suspensions <sup>1</sup>	22
Definite suspensions with probation <sup>2</sup>	10
Suspensions pending compliance	0
Indefinite suspensions	23
Disbarments	12
Disciplinary cases dismissed by the Court	2
Mental illness suspensions	0
Automatic suspensions for felony convictions	9
Automatic suspensions for child support noncompliance	1
Interim remedial suspensions	2
Resignations	11
Reciprocal discipline imposed	3
Reciprocal discipline cases dismissed	0
Disciplinary cases involving judges	2
Disciplinary cases involving judges dismissed by the Court	1
Judicial cases under Gov. Jud. R. III where Court imposed sanction	0
Judicial campaign cases where Court imposed sanction	0
Judicial campaign cases decided by five-judge commission	4
Miscellaneous disciplinary matters	3
<b>TOTAL</b>	<b>115</b>

**ADMISSIONS CASES**

Character and fitness cases	3
Miscellaneous admissions matters	0
<b>TOTAL</b>	<b>3</b>

**OTHER PRACTICE OF LAW CASES**

Cases relating to the unauthorized practice of law	2
Other cases relating to the practice of law	1
<b>TOTAL</b>	<b>3</b>

---

<sup>1</sup> Includes suspensions for a definite period of time as well as suspension that are completely or partially stayed, with or without conditions.

<sup>2</sup> Includes cases where respondent was ordered to be monitored and/or placed on probation for all or part of the suspension, or where respondent was ordered to serve a period of probation following completion of a period of suspension.

**APPENDIX F**



An outline map of the state of Ohio, showing its irregular borders and the western peninsula. The map is centered on the page and serves as a background for the text.

# Section C

## Courts of Appeals

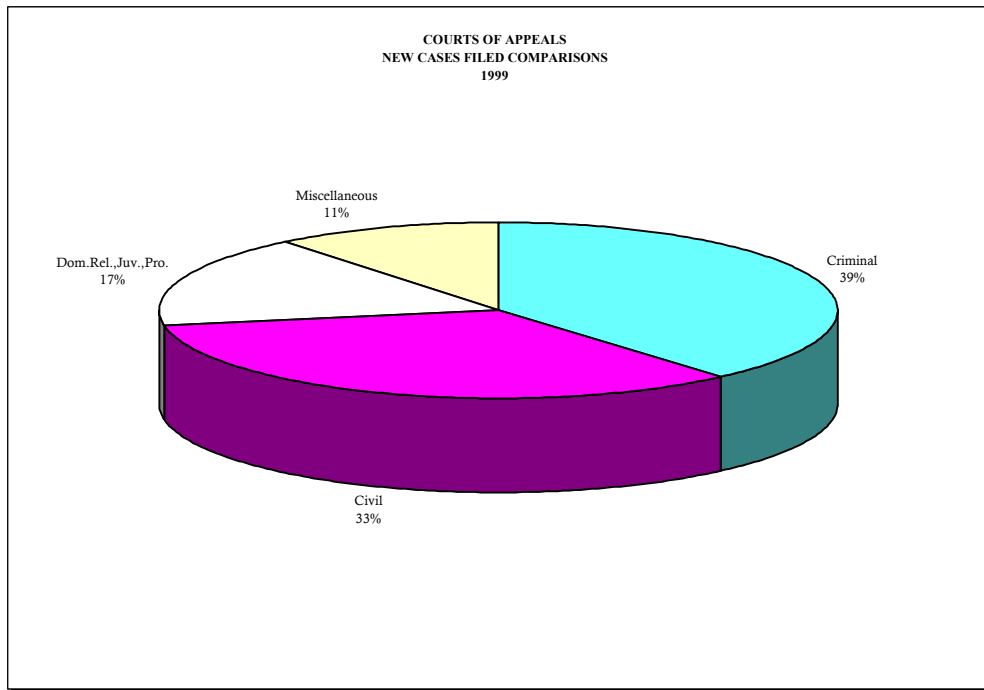
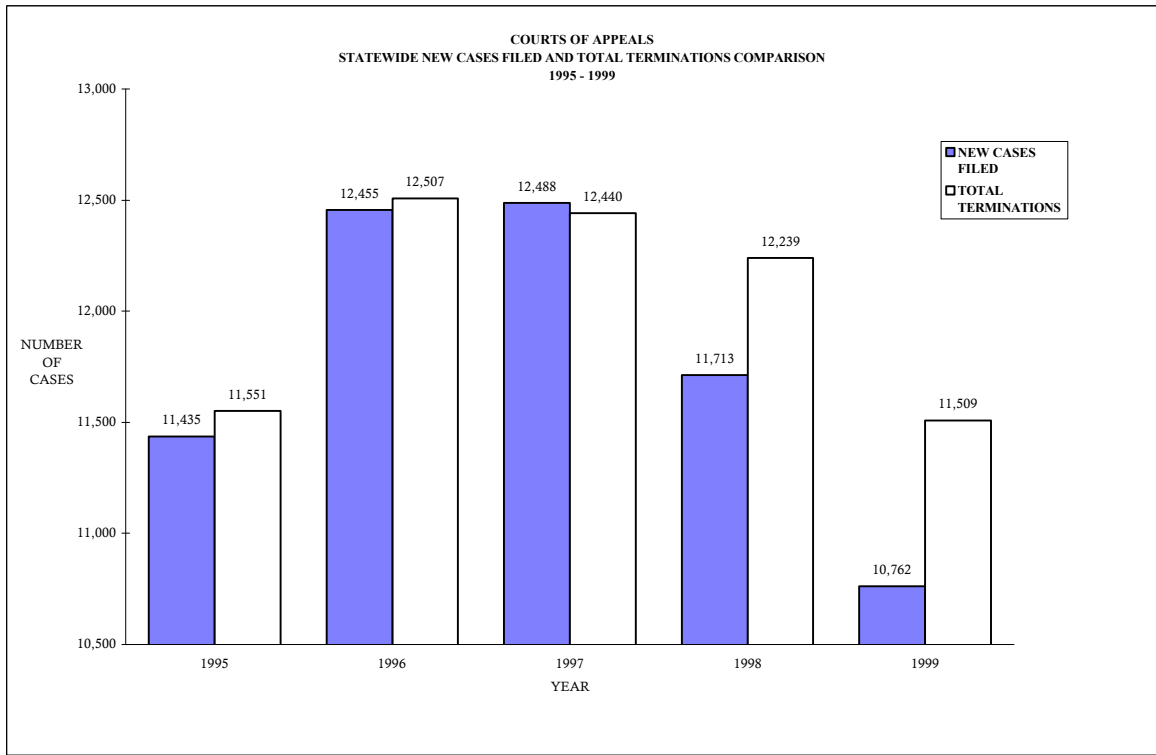


**COURTS OF APPEALS**

**OVERALL CASELOADS**

**1999**

<i>NUMBER OF JUDGES</i>	<i>CASES PENDING JANUARY 1</i>	<i>NEW CASES FILED</i>	<i>TRANSFERRED IN OR REACTIVATED</i>	<i>TOTAL CASES</i>	<i>-----TERMINATED BY-----</i>					<i>TOTAL TERMIN- ATIONS</i>	<i>CASES PENDING DECEMBER 31</i>
					<i>DECISION OR OPINION</i>	<i>DIS- MISSAL</i>	<i>BANK- RUPTCY STAY</i>	<i>OTHER TERMIN- ATIONS</i>			
FIRST DISTRICT	6	669	922	22	1,613	712	360	0	0	1,072	541
SECOND DISTRICT	5	597	861	8	1,466	694	263	2	1	959	507
THIRD DISTRICT	4	224	621	9	854	402	237	0	3	639	215
FOURTH DISTRICT	4	301	445	6	752	298	135	1	0	434	318
FIFTH DISTRICT	5	584	1,129	21	1,734	765	383	1	0	1,149	585
SIXTH DISTRICT	5	503	788	15	1,306	544	279	2	0	825	481
SEVENTH DISTRICT	4	809	612	5	1,426	480	232	2	3	714	712
EIGHTH DISTRICT	12	1,363	1,672	130	3,165	1,084	643	5	106	1,732	1,433
NINTH DISTRICT	5	682	912	30	1,624	495	375	2	5	872	752
TENTH DISTRICT	8	999	1,500	38	2,537	1,131	491	0	0	1,622	915
ELEVENTH DISTRICT	4	721	648	19	1,388	572	184	0	1	756	632
TWELFTH DISTRICT	4	416	652	14	1,082	416	198	0	2	614	468
STATEWIDE	66	7,868	10,762	317	18,947	7,593	3,780	15	121	11,509	7,438



**COURTS OF APPEALS**  
**CRIMINAL CASELOADS**  
**1999**

<i>NUMBER OF JUDGES</i>	<i>CASES PENDING JANUARY 1</i>	<i>NEW CASES FILED</i>	<i>TRANSFERRED IN OR REACTIVATED</i>	<i>TOTAL CASES</i>	<i>-----TERMINATED BY-----</i>					<i>CASES PENDING DECEMBER 31</i>	
					<i>DECISION OR OPINION</i>	<i>DIS- MISSAL</i>	<i>BANK- RUPTCY STAY</i>	<i>OTHER TERMIN- ATIONS</i>	<i>TOTAL TERMIN- ATIONS</i>		
FIRST DISTRICT	6	398	503	16	917	447	159	0	0	606	311
SECOND DISTRICT	5	323	403	5	731	362	97	0	0	459	272
THIRD DISTRICT	4	106	292	6	404	208	92	0	2	302	102
FOURTH DISTRICT	4	133	196	1	330	142	40	0	0	182	148
FIFTH DISTRICT	5	318	496	15	829	406	154	0	0	560	269
SIXTH DISTRICT	5	268	335	15	618	260	119	0	0	379	239
SEVENTH DISTRICT	4	359	215	5	579	199	92	0	0	291	288
EIGHTH DISTRICT	12	505	509	28	1,042	388	233	0	0	621	421
NINTH DISTRICT	5	283	351	15	649	218	117	0	0	335	314
TENTH DISTRICT	8	173	355	9	537	254	74	0	0	328	209
ELEVENTH DISTRICT	4	318	212	4	534	246	45	0	0	291	243
TWELFTH DISTRICT	4	212	295	5	512	204	63	0	0	267	245
STATEWIDE	66	3,396	4,162	124	7,682	3,334	1,285	0	2	4,621	3,061

**COURTS OF APPEALS**  
**CIVIL APPEALS**  
**1999**

	NUMBER OF JUDGES	CASES PENDING JANUARY 1	NEW CASES FILED	TRANSFERRED IN OR REACTIVATED	TOTAL CASES	-----TERMINATED BY-----				TOTAL TERMIN- ATIONS	CASES PENDING DECEMBER 31
						DECISION OR OPINION	DIS- MISSAL	BANK- RUPTCY STAY	OTHER TERMIN- ATIONS		
FIRST DISTRICT	6	202	262	3	467	202	113	0	0	315	152
SECOND DISTRICT	5	180	259	1	440	209	93	2	1	305	135
THIRD DISTRICT	4	55	157	3	215	99	62	0	1	162	53
FOURTH DISTRICT	4	94	121	4	219	88	31	0	0	119	100
FIFTH DISTRICT	5	126	284	3	413	170	86	1	0	257	156
SIXTH DISTRICT	5	122	262	0	384	138	105	2	0	245	139
SEVENTH DISTRICT	4	291	220	0	511	182	70	2	0	254	257
EIGHTH DISTRICT	12	607	780	82	1,469	409	292	5	91	797	672
NINTH DISTRICT	5	289	359	9	657	184	155	2	0	341	316
TENTH DISTRICT	8	301	509	12	822	320	180	0	0	500	322
ELEVENTH DISTRICT	4	235	243	4	482	186	80	0	0	266	216
TWELFTH DISTRICT	4	84	143	8	235	86	55	0	2	143	92
STATEWIDE	66	2,586	3,599	129	6,314	2,273	1,322	14	95	3,704	2,610

**COURTS OF APPEALS**  
**MISCELLANEOUS MATTERS**  
**1999**

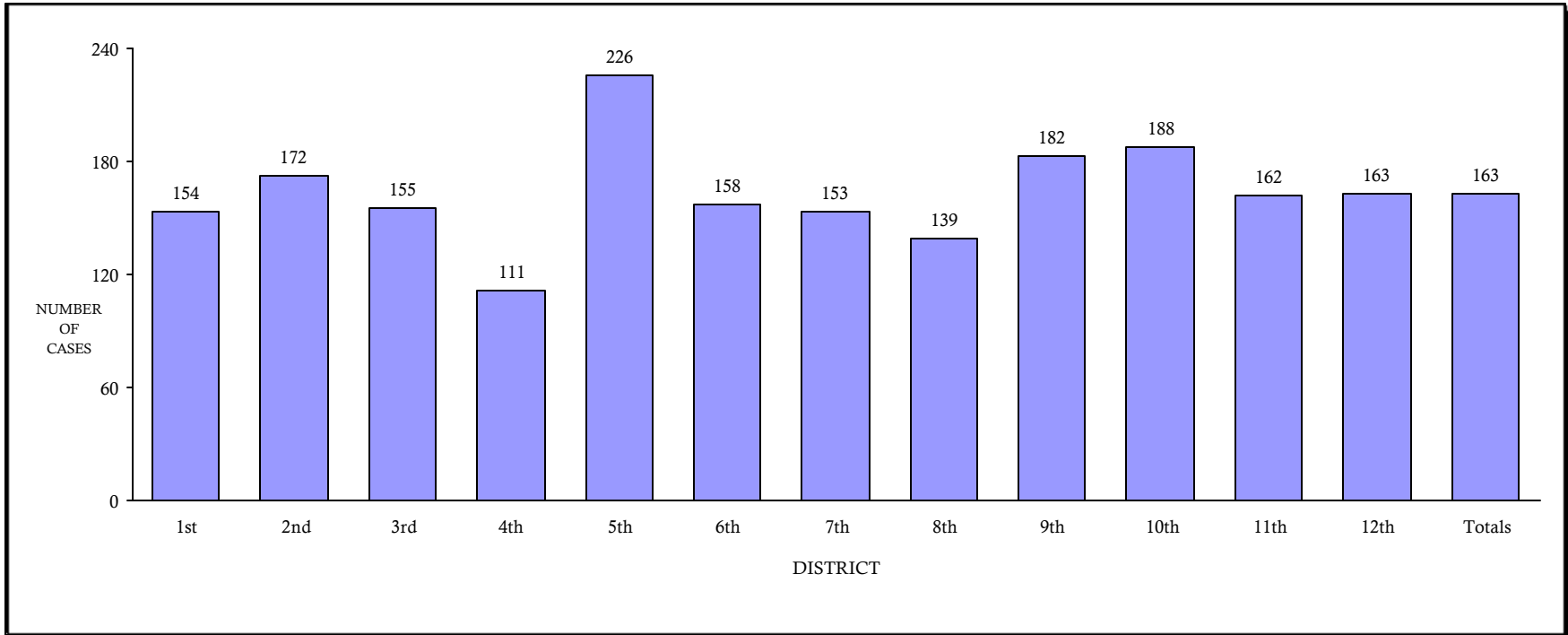
<i>NUMBER OF JUDGES</i>	<i>CASES PENDING JANUARY 1</i>	<i>NEW CASES FILED</i>	<i>TRANSFERRED IN OR REACTIVATED</i>	<i>TOTAL CASES</i>	<i>-----TERMINATED BY-----</i>					<i>TOTAL TERMIN- ATIONS</i>	<i>CASES PENDING DECEMBER 31</i>
					<i>DECISION OR OPINION</i>	<i>DIS- MISSAL</i>	<i>BANK- RUPTCY STAY</i>	<i>OTHER TERMIN- ATIONS</i>			
FIRST DISTRICT	6	12	52	0	64	14	34	0	0	48	16
SECOND DISTRICT	5	9	33	0	42	17	14	0	0	31	11
THIRD DISTRICT	4	7	55	0	62	10	37	0	0	47	15
FOURTH DISTRICT	4	13	30	0	43	6	27	0	0	33	10
FIFTH DISTRICT	5	26	84	0	110	32	45	0	0	77	33
SIXTH DISTRICT	5	12	56	0	68	47	7	0	0	54	14
SEVENTH DISTRICT	4	27	46	0	73	30	10	0	3	43	30
EIGHTH DISTRICT	12	56	156	1	213	180	1	0	0	181	32
NINTH DISTRICT	5	8	35	1	44	1	32	0	5	38	6
TENTH DISTRICT	8	482	495	12	989	485	180	0	0	665	324
ELEVENTH DISTRICT	4	25	55	1	81	31	9	0	1	41	40
TWELFTH DISTRICT	4	9	60	0	69	9	34	0	0	43	26
STATEWIDE	66	686	1,157	15	1,858	862	430	0	9	1,301	557

\*Miscellaneous matters include habeas corpus, original actions, administrative appeals, and appeals from the court of claims

**COURTS OF APPEALS**  
**DOMESTIC RELATIONS, JUVENILE AND PROBATE APPEALS**  
**1999**

	NUMBER OF JUDGES	CASES PENDING JANUARY 1	NEW CASES FILED	TRANSFERRED IN OR REACTIVATED	TOTAL CASES	-----TERMINATED BY-----					TOTAL TERMIN- ATIONS	CASES PENDING DECEMBER 31
						DECISION OR OPINION	DIS- MISSAL	BANK- RUPTCY STAY	OTHER TERMIN- ATIONS			
FIRST DISTRICT	6	57	105	3	165	49	54	0	0	103	62	
SECOND DISTRICT	5	85	166	2	253	106	59	0	0	165	88	
THIRD DISTRICT	4	56	117	0	173	85	46	0	0	131	42	
FOURTH DISTRICT	4	61	98	1	160	62	37	1	0	100	60	
FIFTH DISTRICT	5	114	265	3	382	157	98	0	0	255	127	
SIXTH DISTRICT	5	101	135	0	236	99	48	0	0	147	89	
SEVENTH DISTRICT	4	132	131	0	263	69	60	0	0	129	134	
EIGHTH DISTRICT	12	195	227	19	441	107	117	0	15	239	202	
NINTH DISTRICT	5	102	167	5	274	92	71	0	0	163	111	
TENTH DISTRICT	8	43	141	5	189	72	57	0	0	129	60	
ELEVENTH DISTRICT	4	143	138	10	291	109	50	0	0	159	132	
TWELFTH DISTRICT	4	111	154	1	266	117	46	0	0	163	103	
STATEWIDE	66	1,200	1,844	49	3,093	1,124	743	1	15	1,883	1,210	

**COURTS OF APPEALS**  
**AVERAGE NEW CASES PER JUDGE**  
**1999**



An outline map of the state of Ohio, showing its irregular borders. The map is centered on the page and serves as a background for the text.

Section D

Court of Claims



**COURT OF CLAIMS  
OVERALL CASELOAD  
1999**

	<u>Judicial</u>	<u>Administrative</u>	<u>Total</u>
Cases Pending January 1, 1999	446	112	558
Cases Filed During 1999	398	1,022	1,420
Total Terminations	468	1,003	1,471
Cases Pending December 31, 1999	376	131	507

**VICTIMS OF CRIME CLAIMS**

Single Commissioner

2,783  
6,220\*  
5,239  
3,764

Claims Pending January 1, 1999  
Claims Filed During 1999  
Claims Terminated during 1999  
Claims Pending December 31, 1999

Panel Commissioners

210  
463  
427  
246

Objections Pending January 1, 1999  
Objections Filed During 1999  
Objections Terminated during 1999  
Objections Pending December 31, 1999

Judges

28  
61  
81  
8

Appeals Pending January 1, 1999  
Appeals Filed During 1999  
Appeals Terminated during 1999  
Appeals Pending December 31, 1999

\*Includes supplemental filings and referrals/remands.

An outline map of the state of Ohio, showing its irregular borders. The map is centered on the page and serves as a background for the text.

Section E

Courts of Common Pleas

General Division

**COURTS OF COMMON PLEAS - GENERAL DIVISION  
COMPOSITE REPORT FORM FOR THE ENTIRE STATE**

###

	<u>PROFES- SIONAL TORT</u>	<u>PRODUCT LIABILITY</u>	<u>OTHER TORTS</u>	<u>WORKERS' COMPEN- SATION</u>	<u>FORE- CLOSURES</u>	<u>ADMINIS- TRATIVE APPEALS</u>	<u>COMPLEX LITI- GATION</u>	<u>OTHER CIVIL</u>	<u>CRIMINAL</u>	<u>TOTAL</u>
CASES PENDING BEGINNING OF YEAR	3,516	684	24,724	5,154	8,986	1,051	109	20,763	16,541	81,528
NEW CASES FILED	2,707	551	25,940	5,841	31,229	1,278	X	33,859	59,683	161,088
TRANSFERRED IN OR REACTIVATED CASES	431	78	1,911	415	1,896	105	120	1,892	7,006	13,854
TOTAL CASES	6,654	1,313	52,575	11,410	42,111	2,434	229	56,514	83,230	256,470
CASES TERMINATED BY:										
JURY TRIAL	167	24	1,041	80	4	3	2	333	1,680	3,334
COURT TRIAL	13	4	140	35	500	76	0	815	727	2,310
SETTLED OR DISMISSED PRIOR TO TRIAL	962	193	10,299	2,834	2,841	210	35	7,553	1,543	26,470
DISMISSAL	1,444	239	10,177	2,499	5,816	362	26	9,136	3,198	32,897
DISMISSAL: LACK OF SPEEDY TRIAL (CRIM. OR WANT OF PROSECUTION (CIVIL)	87	9	540	143	475	50	1	755	97	2,157
MAGISTRATE	10	1	190	37	5,978	141	1	726	X	7,084
DIVERSION OR ARBITRATION	17	10	1,338	13	36	2	6	449	1,939	3,810
GUILTY/NO CONTEST TO ORIGINAL CHARG (CRIMINAL) OR DEFAULT (CIVIL)	26	5	1,249	84	9,951	38	2	7,398	23,685	42,438
GUILTY/NO CONTEST TO REDUCED CHARG (CRIMINAL) OR DEFAULT (CIVIL)	X	X	X	X	X	X	X	X	22,743	22,743
UNAVAILABILITY OF ACCUSED	1	0	12	0	12	0	0	18	4,955	4,998
TRANSFERRED OUT	357	99	2,122	561	191	81	5	1,889	3,376	8,681
REFERRED TO PRIVATE JUDGE	0	0	9	1	21	0	0	19	X	50
BANKRUPTCY STAY OR INTERLOCUTORY APPEAL	71	14	411	29	2,023	30	0	1,181	69	3,828
ALL OTHER TERMINATIONS	228	73	1,377	252	2,456	491	22	4,630	1,370	10,899
TOTAL TERMINATIONS	3,383	671	28,905	6,568	30,304	1,484	100	34,902	65,382	171,699
CASES PENDING END OF YEAR	3,271	642	23,670	4,842	11,807	950	129	21,612	17,848	84,771
TIME GUIDELINE (MONTHS)	24	24	24	12	12	9	36	24	6	X
CASES PENDING END OF YEAR BEYOND TIME GUIDELINE	284	94	876	541	503	190	17	1,118	1,763	5,386

Note: "X" indicates data not required

**COURTS OF COMMON PLEAS - GENERAL DIVISION**

**OVERALL CASELOADS**

**1999**

COUNTY	NUMBER OF JUDGES	----- POPULATION -----		NEW FILINGS, TRANSFERS, AND REACTIVATIONS -----			----- TERMINATIONS -----		
		TOTAL	PER JUDGE	TOTAL	PER JUDGE	PER 1,000 POPULATION	TOTAL	PER JUDGE	PER 1,000 POPULATION
The judges of the following counties also have Domestic Relations, Probate, and Juvenile Division jurisdiction.									
ADAMS	1	28,587	28,587	276	276	10	273	273	10
HARRISON	1	16,097	16,097	134	134	8	162	162	10
HENRY	1	29,923	29,923	220	220	7	174	174	6
MORGAN	1	14,536	14,536	192	192	13	176	176	12
MORROW	1	31,467	31,467	515	515	16	411	411	13
NOBLE	1	12,343	12,343	170	170	14	130	130	11
WYANDOT	1	22,826	22,826	166	166	7	149	149	7
The judges of the following counties have General Division jurisdiction exclusively.									
ALLEN	2	107,139	53,570	1,401	701	13	1,292	646	12
AUGLAIZE	1	47,103	47,103	372	372	8	350	350	7
BUTLER	5	330,428	66,086	4,047	809	12	3,524	705	11
CLARK	3	145,341	48,447	1,874	625	13	1,795	598	12
CLERMONT	3	175,960	58,653	1,865	622	11	1,711	570	10
CUYAHOGA	34	1,380,696	40,609	38,358	1,128	28	37,866	1,114	27
ERIE	1	78,279	78,279	1,097	1,097	14	1,162	1,162	15
FAIRFIELD	2	123,998	61,999	1,016	508	8	920	460	7
FRANKLIN	16	1,021,194	63,825	20,601	1,288	20	20,348	1,272	20
GREENE	2	146,607	73,304	1,566	783	11	1,359	680	9
HAMILTON	16	847,403	52,963	15,892	993	19	15,661	979	18
LAKE	3	223,779	74,593	2,540	847	11	2,540	847	11
LICKING	2	136,896	68,448	1,405	703	10	1,409	705	10
LORAIN	4	282,149	70,537	4,628	1,157	16	4,439	1,110	16
LUCAS	10	448,542	44,854	7,318	732	16	7,038	704	16
MAHONING	5	255,165	51,033	4,650	930	18	4,678	936	18
MARION	2	64,774	32,387	1,034	517	16	1,125	563	17
MEDINA	2	144,019	72,010	1,541	771	11	1,507	754	10
MONTGOME	11	558,427	50,766	11,134	1,012	20	10,969	997	20
PORTAGE	2	151,222	75,611	1,443	722	10	1,432	716	9
RICHLAND	2	127,342	63,671	1,747	874	14	1,759	880	14
SCIOTO	2	80,355	40,178	971	486	12	864	432	11
STARK	5	373,112	74,622	4,681	936	13	4,603	921	12
SUMMIT	8	537,730	67,216	9,368	1,171	17	9,186	1,148	17
TRUMBULL	4	225,066	56,267	3,164	791	14	3,311	828	15
WARREN	2	146,033	73,017	1,481	741	10	1,383	692	9
The judges of the following counties also have Domestic Relations Division jurisdiction.									
ASHLAND	1	52,237	52,237	358	358	7	403	403	8
ASHTABULA	3	103,300	34,433	1,229	410	12	1,234	411	12
ATHENS	2	61,490	30,745	550	275	9	584	292	9
BELMONT	2	69,175	34,588	833	417	12	828	414	12
BROWN	1	40,795	40,795	467	467	11	542	542	13
CARROLL	1	29,095	29,095	218	218	7	226	226	8
CHAMPAIGN	1	38,182	38,182	480	480	13	446	446	12
CLINTON	1	39,979	39,979	413	413	10	432	432	11
COLUMBIAN	2	111,521	55,761	1,199	600	11	1,076	538	10
COSHOCTON	1	36,115	36,115	284	284	8	310	310	9
CRAWFORD	1	47,217	47,217	438	438	9	452	452	10
DARKE	1	54,180	54,180	491	491	9	526	526	10
DEFIANCE	1	39,824	39,824	484	484	12	465	465	12

**COURTS OF COMMON PLEAS - GENERAL DIVISION**  
**OVERALL CASELOADS (continued)**  
**1999**

COUNTY	NUMBER OF JUDGES	----- POPULATION -----		NEW FILINGS, TRANSFERS, ----- AND REACTIVATIONS -----			----- TERMINATIONS -----		
		TOTAL	PER JUDGE	TOTAL	PER JUDGE	PER 1,000 POPULATION	TOTAL	PER JUDGE	PER 1,000 POPULATION
DELAWARE	2	92,209	46,105	901	451	10	932	466	10
FAYETTE	1	28,493	28,493	322	322	11	314	314	11
FULTON	1	41,895	41,895	376	376	9	351	351	8
GALLIA	1	33,422	33,422	321	321	10	308	308	9
GEAUGA	2	88,788	44,394	816	408	9	776	388	9
GUERNSEY	1	40,994	40,994	425	425	10	426	426	10
HANCOCK	2	68,922	34,461	667	334	10	675	338	10
HARDIN	1	31,725	31,725	215	215	7	252	252	8
HIGHLAND	1	40,364	40,364	445	445	11	426	426	11
HOCKING	1	29,004	29,004	347	347	12	303	303	10
HOLMES	1	37,841	37,841	360	360	10	318	318	8
HURON	1	60,293	60,293	525	525	9	481	481	8
JACKSON	1	32,563	32,563	313	313	10	299	299	9
JEFFERSON	2	74,558	37,279	731	366	10	746	373	10
KNOX	1	53,309	53,309	472	472	9	438	438	8
LAWRENCE	2	64,427	32,214	659	330	10	684	342	11
LOGAN	1	46,204	46,204	501	501	11	470	470	10
MADISON	1	41,576	41,576	363	363	9	346	346	8
MEIGS	1	24,006	24,006	200	200	8	183	183	8
MERCER	1	41,198	41,198	294	294	7	284	284	7
MIAMI	2	98,147	49,074	827	414	8	867	434	9
MONROE	1	15,357	15,357	249	249	16	208	208	14
MUSKINGUM	2	84,470	42,235	700	350	8	688	344	8
OTTAWA	1	40,983	40,983	471	471	11	405	405	10
PAULDING	1	20,078	20,078	192	192	10	198	198	10
PERRY	1	34,290	34,290	261	261	8	263	263	8
PICKAWAY	1	53,731	53,731	460	460	9	462	462	9
PIKE	1	27,775	27,775	298	298	11	288	288	10
PREBLE	1	43,226	43,226	419	419	10	447	447	10
PUTNAM	1	35,255	35,255	152	152	4	147	147	4
ROSS	2	75,473	37,737	804	402	11	772	386	10
SANDUSKY	2	62,216	31,108	515	258	8	528	264	8
SENECA	2	60,099	30,050	745	373	12	863	432	14
SHELBY	1	47,457	47,457	529	529	11	567	567	12
TUSCARAWA	2	88,608	44,304	887	444	10	1,043	522	12
UNION	1	39,494	39,494	361	361	9	353	353	9
VAN WERT	1	30,200	30,200	361	361	12	367	367	12
VINTON	1	12,158	12,158	272	272	22	236	236	19
WASHINGTON	2	63,413	31,707	792	396	12	768	384	12
WAYNE	2	110,125	55,063	824	412	7	790	395	7
WILLIAMS	1	38,001	38,001	369	369	10	377	377	10
WOOD	3	119,498	39,833	890	297	7	820	273	7
STATEWIDE	231	11,209,493	48,526	174,942	757	16	171,699	743	15

**COURTS OF COMMON PLEAS - GENERAL DIVISION**  
**PROFESSIONAL TORT OVERALL CASELOADS**  
**1999**

<u>COUNTY</u>	<u>CASES PENDING JANUARY 1</u>	<u>NEW FILINGS</u>	<u>REACTIVATIONS AND TRANSFERS</u>	<u>TOTAL CASES</u>	<u>TOTAL TERMIN- ATIONS</u>	<u>CLEARANCE RATE</u>	<u>CASES PENDING DECEMBER 31</u>	<u>CASES PENDING BEYOND TIME GUIDELINES</u>
ADAMS	0	1	0	1	0	0.0%	1	0
ALLEN	38	18	4	60	26	118.2%	34	1
ASHLAND	8	8	0	16	13	162.5%	3	1
ASHTABULA	35	17	5	57	30	136.4%	27	4
ATHENS	14	4	0	18	9	225.0%	9	0
AUGLAIZE	5	7	0	12	7	100.0%	5	0
BELMONT	11	4	3	18	11	157.1%	7	0
BROWN	5	3	0	8	1	33.3%	7	4
BUTLER	37	22	5	64	32	118.5%	32	3
CARROLL	0	0	0	0	0	-	0	0
CHAMPAIGN	1	1	0	2	1	100.0%	1	0
CLARK	22	15	1	38	17	106.3%	21	0
CLERMONT	21	19	0	40	18	94.7%	22	1
CLINTON	6	7	0	13	4	57.1%	9	0
COLUMBIANA	24	25	2	51	24	88.9%	27	0
COSHOCTON	10	1	1	12	8	400.0%	4	1
CRAWFORD	1	7	2	10	3	33.3%	7	0
CUYAHOGA	985	846	99	1,930	1,116	118.1%	814	92
DARKE	8	2	0	10	6	300.0%	4	0
DEFIANCE	8	4	0	12	6	150.0%	6	2
DELAWARE	6	8	2	16	5	50.0%	11	0
ERIE	12	13	15	40	17	60.7%	23	4
FAIRFIELD	13	8	0	21	7	87.5%	14	2
FAYETTE	2	1	0	3	1	100.0%	2	0
FRANKLIN	381	253	52	686	319	104.6%	367	28
FULTON	1	0	0	1	1	-	0	0
GALLIA	9	6	0	15	8	133.3%	7	0
GEAUGA	12	13	2	27	13	86.7%	14	0
GREENE	10	6	0	16	9	150.0%	7	0
GUERNSEY	13	6	0	19	8	133.3%	11	0
HAMILTON	292	231	32	555	218	82.9%	337	36
HANCOCK	20	7	0	27	16	228.6%	11	3
HARDIN	1	3	0	4	1	33.3%	3	1
HARRISON	1	0	0	1	1	-	0	0
HENRY	1	2	0	3	0	0.0%	3	0
HIGHLAND	0	4	0	4	0	0.0%	4	0
HOCKING	0	4	0	4	0	0.0%	4	0
HOLMES	1	2	0	3	1	50.0%	2	0
HURON	13	10	2	25	12	100.0%	13	0
JACKSON	5	3	0	8	4	133.3%	4	0
JEFFERSON	26	21	5	52	26	100.0%	26	1
KNOX	5	5	0	10	6	120.0%	4	0
LAKE	37	42	10	89	46	88.5%	43	0
LAWRENCE	7	7	0	14	9	128.6%	5	0
LICKING	15	10	4	29	15	107.1%	14	1
LOGAN	1	5	3	9	2	25.0%	7	0
LORAIN	100	53	6	159	91	154.2%	68	9

**COURTS OF COMMON PLEAS - GENERAL DIVISION**  
**PROFESSIONAL TORT OVERALL CASELOADS (continued)**  
**1999**

<u>COUNTY</u>	<u>CASES PENDING JANUARY 1</u>	<u>NEW FILINGS</u>	<u>REACTIVATIONS AND TRANSFERS</u>	<u>TOTAL CASES</u>	<u>TOTAL TERMIN- ATIONS</u>	<u>CLEARANCE RATE</u>	<u>CASES PENDING DECEMBER 31</u>	<u>CASES PENDING BEYOND TIME GUIDELINES</u>
LUCAS	315	159	12	486	249	145.6%	237	15
MADISON	5	3	1	9	7	175.0%	2	0
MAHONING	146	107	24	277	103	78.6%	174	32
MARION	20	2	2	24	12	300.0%	12	4
MEDINA	21	19	1	41	14	70.0%	27	0
MEIGS	1	0	0	1	1	-	0	0
MERCER	8	8	7	23	11	73.3%	12	1
MIAMI	23	13	0	36	25	192.3%	11	0
MONROE	1	0	0	1	1	-	0	0
MONTGOMERY	167	130	13	310	142	99.3%	168	17
MORGAN	1	0	0	1	1	-	0	0
MORROW	4	0	0	4	2	-	2	2
MUSKINGUM	19	18	0	37	14	77.8%	23	1
NOBLE	0	0	0	0	0	-	0	0
OTTAWA	2	4	0	6	3	75.0%	3	0
PAULDING	0	0	1	1	0	0.0%	1	0
PERRY	1	2	0	3	2	100.0%	1	0
PICKAWAY	0	9	0	9	0	0.0%	9	0
PIKE	0	0	0	0	0	-	0	0
PORTAGE	25	25	0	50	19	76.0%	31	1
PREBLE	0	1	0	1	1	100.0%	0	0
PUTNAM	0	0	0	0	0	-	0	0
RICHLAND	34	23	7	64	20	66.7%	44	2
ROSS	5	14	0	19	7	50.0%	12	0
SANDUSKY	5	6	0	11	7	116.7%	4	0
SCIOTO	21	32	0	53	21	65.6%	32	3
SENECA	14	6	7	27	23	176.9%	4	0
SHELBY	8	3	0	11	11	366.7%	0	0
STARK	113	83	24	220	152	142.1%	68	0
SUMMIT	198	186	54	438	250	104.2%	188	4
TRUMBULL	67	57	11	135	56	82.4%	79	5
TUSCARAWAS	12	8	0	20	9	112.5%	11	1
UNION	0	5	0	5	0	0.0%	5	0
VAN WERT	6	6	0	12	2	33.3%	10	0
VINTON	0	0	0	0	0	-	0	0
WARREN	6	5	1	12	6	100.0%	6	0
WASHINGTON	16	9	0	25	11	122.2%	14	0
WAYNE	16	15	4	35	19	100.0%	16	0
WILLIAMS	5	3	4	12	7	100.0%	5	2
WOOD	6	11	1	18	6	50.0%	12	0
WYANDOT	2	1	2	5	1	33.3%	4	0
STATEWIDE	3,516	2,707	431	6,654	3,383	107.8%	3,271	284

**COURTS OF COMMON PLEAS - GENERAL DIVISION**  
**PROFESSIONAL TORT TERMINATIONS**  
**1999**

COUNTY	JURY TRIAL	COURT TRIAL	SETTLED OR		FOR WANT OF PROSECUTION	MAGISTRATE	DIVERSION OR ARBITRATION	DEFAULT	UNAVAILABILITY OF PARTY	TRANSFERRED OUT	PRIVATE JUDGE REFERRAL	BANKRUPTCY		OTHER TERMINATIONS	TOTAL TERMINATIONS
			DISMISSED PRE TRIAL	DISMISSAL								STAY / INTERLOCUTORY APPEAL	TERMINATIONS		
ADAMS	0	0	0	0	0	0	0	0	0	0	0	0	0	0	0
ALLEN	1	0	15	9	1	0	0	0	0	0	0	0	0	0	26
ASHLAND	1	0	3	2	0	0	0	0	0	7	0	0	0	0	13
ASHTABULA	3	0	12	10	0	0	0	0	0	4	0	0	0	1	30
ATHENS	0	0	2	6	0	0	0	0	0	1	0	0	0	0	9
AUGLAIZE	0	0	3	0	0	0	0	0	0	0	0	0	0	4	7
BELMONT	0	0	4	5	0	0	0	0	0	2	0	0	0	0	11
BROWN	0	0	0	0	0	0	0	0	0	1	0	0	0	0	1
BUTLER	3	0	15	2	5	0	1	0	0	3	0	0	0	3	32
CARROLL	0	0	0	0	0	0	0	0	0	0	0	0	0	0	0
CHAMPAIGN	0	0	1	0	0	0	0	0	0	0	0	0	0	0	1
CLARK	2	0	3	6	0	0	0	1	0	3	0	0	0	2	17
CLERMONT	1	3	7	6	0	0	0	1	0	0	0	0	0	0	18
CLINTON	0	0	1	0	1	0	0	0	0	2	0	0	0	0	4
COLUMBIANA	1	0	5	3	9	0	0	1	0	4	0	0	0	1	24
COSHOCTON	1	1	5	1	0	0	0	0	0	0	0	0	0	0	8
CRAWFORD	0	0	2	0	0	0	0	0	0	1	0	0	0	0	3
CUYAHOGA	44	0	1	831	3	3	7	4	0	149	0	27	47	1,116	
DARKE	0	0	2	4	0	0	0	0	0	0	0	0	0	0	6
DEFIANCE	0	1	5	0	0	0	0	0	0	0	0	0	0	0	6
DELAWARE	0	0	3	0	0	0	0	0	0	1	0	1	0	5	
ERIE	0	0	14	0	0	0	0	0	0	2	0	0	0	1	17
FAIRFIELD	0	0	5	2	0	0	0	0	0	0	0	0	0	0	7
FAYETTE	0	0	0	1	0	0	0	0	0	0	0	0	0	0	1
FRANKLIN	13	3	76	150	9	3	1	0	0	25	0	6	33	319	
FULTON	0	0	1	0	0	0	0	0	0	0	0	0	0	0	1
GALLIA	1	0	4	3	0	0	0	0	0	0	0	0	0	0	8
GEAUGA	0	0	11	1	0	0	0	0	0	1	0	0	0	0	13
GREENE	1	0	5	2	0	0	0	0	0	0	0	1	0	9	
GUERNSEY	0	0	4	1	0	0	0	0	0	0	0	2	1	8	
HAMILTON	11	0	107	27	19	0	2	1	0	23	0	2	26	218	
HANCOCK	0	0	12	3	0	0	0	0	0	1	0	0	0	16	
HARDIN	0	0	0	1	0	0	0	0	0	0	0	0	0	1	
HARRISON	0	0	1	0	0	0	0	0	0	0	0	0	0	1	
HENRY	0	0	0	0	0	0	0	0	0	0	0	0	0	0	
HIGHLAND	0	0	0	0	0	0	0	0	0	0	0	0	0	0	
HOCKING	0	0	0	0	0	0	0	0	0	0	0	0	0	0	
HOLMES	0	0	0	0	0	0	0	1	0	0	0	0	0	1	
HURON	0	0	9	2	1	0	0	0	0	0	0	0	0	12	
JACKSON	0	0	1	3	0	0	0	0	0	0	0	0	0	4	
JEFFERSON	0	0	5	8	0	0	0	0	0	1	0	0	12	26	
KNOX	0	1	3	0	0	0	0	0	0	0	0	0	2	6	
LAKE	2	0	15	21	0	0	0	0	0	2	0	2	4	46	
LAWRENCE	3	0	1	4	0	0	0	0	0	1	0	0	0	9	
LICKING	2	0	8	2	0	0	0	0	0	2	0	1	0	15	
LOGAN	1	0	1	0	0	0	0	0	0	0	0	0	0	2	
LORAIN	9	0	47	27	0	0	0	0	0	5	0	1	2	91	



**COURTS OF COMMON PLEAS - GENERAL DIVISION**  
**PROFESSIONAL TORT TERMINATIONS (continued)**  
**1999**

COUNTY	JURY TRIAL	COURT TRIAL	SETTLED OR		FOR WANT OF PROSECUTION	MAGISTRATE	DIVERSION OR ARBITRATION	DEFAULT	UNAVAILABILITY OF PARTY	TRANSFERRED OUT	PRIVATE JUDGE REFERRAL	BANKRUPTCY		OTHER TERMINATIONS	TOTAL TERMINATIONS
			DISMISSED PRE TRIAL	DISMISSAL								STAY / INTER-LOCUTORY APPEAL			
LUCAS	4	0	118	85	1	0	0	2	0	7	0	6	26	249	
MADISON	1	0	2	3	0	0	0	1	0	0	0	0	0	7	
MAHONING	3	0	32	37	0	0	0	1	0	10	0	12	8	103	
MARION	0	0	4	7	1	0	0	0	0	0	0	0	0	12	
MEDINA	1	0	10	0	0	0	0	1	0	2	0	0	0	14	
MEIGS	0	0	0	0	1	0	0	0	0	0	0	0	0	1	
MERCER	0	0	7	0	2	0	1	0	0	1	0	0	0	11	
MIAMI	0	0	4	15	0	0	0	0	0	2	0	0	4	25	
MONROE	0	0	1	0	0	0	0	0	0	0	0	0	0	1	
MONTGOMERY	7	0	46	55	5	1	0	4	1	12	0	2	9	142	
MORGAN	0	0	0	1	0	0	0	0	0	0	0	0	0	1	
MORROW	0	0	1	1	0	0	0	0	0	0	0	0	0	2	
MUSKINGUM	2	0	4	6	0	0	0	0	0	1	0	0	1	14	
NOBLE	0	0	0	0	0	0	0	0	0	0	0	0	0	0	
OTTAWA	0	0	1	1	0	0	0	0	0	1	0	0	0	3	
PAULDING	0	0	0	0	0	0	0	0	0	0	0	0	0	0	
PERRY	0	0	2	0	0	0	0	0	0	0	0	0	0	2	
PICKAWAY	0	0	0	0	0	0	0	0	0	0	0	0	0	0	
PIKE	0	0	0	0	0	0	0	0	0	0	0	0	0	0	
PORTAGE	1	0	5	8	1	0	1	0	0	3	0	0	0	19	
PREBLE	0	0	0	0	0	0	0	0	0	1	0	0	0	1	
PUTNAM	0	0	0	0	0	0	0	0	0	0	0	0	0	0	
RICHLAND	1	0	16	0	0	0	0	0	0	1	0	0	2	20	
ROSS	0	0	0	5	0	0	0	0	0	2	0	0	0	7	
SANDUSKY	0	0	3	4	0	0	0	0	0	0	0	0	0	7	
SCIOTO	2	0	2	11	1	0	0	2	0	2	0	0	1	21	
SENECA	1	0	12	2	0	0	0	2	0	2	0	0	4	23	
SHELBY	1	0	3	1	4	0	0	0	0	1	0	0	1	11	
STARK	17	0	73	9	17	3	3	2	0	17	0	4	7	152	
SUMMIT	17	2	127	44	4	0	1	2	0	40	0	4	9	250	
TRUMBULL	3	1	24	4	1	0	0	0	0	10	0	0	13	56	
TUSCARAWAS	1	0	7	0	0	0	0	0	0	0	0	0	1	9	
UNION	0	0	0	0	0	0	0	0	0	0	0	0	0	0	
VAN WERT	0	0	2	0	0	0	0	0	0	0	0	0	0	2	
VINTON	0	0	0	0	0	0	0	0	0	0	0	0	0	0	
WARREN	0	0	6	0	0	0	0	0	0	0	0	0	0	6	
WASHINGTON	3	0	4	1	0	0	0	0	0	1	0	0	2	11	
WAYNE	1	1	15	1	0	0	0	0	0	0	0	0	1	19	
WILLIAMS	1	0	6	0	0	0	0	0	0	0	0	0	0	7	
WOOD	0	0	5	0	1	0	0	0	0	0	0	0	0	6	
WYANDOT	0	0	1	0	0	0	0	0	0	0	0	0	0	1	
STATEWIDE	167	13	962	1,444	87	10	17	26	1	357	0	71	228	3,383	

**COURTS OF COMMON PLEAS - GENERAL DIVISION**  
**PRODUCT LIABILITY OVERALL CASELOADS**  
**1999**

<u>COUNTY</u>	<u>CASES PENDING JANUARY 1</u>	<u>NEW FILINGS</u>	<u>REACTIVATIONS AND TRANSFERS</u>	<u>TOTAL CASES</u>	<u>TOTAL TERMIN- ATIONS</u>	<u>CLEARANCE RATE</u>	<u>CASES PENDING DECEMBER 31</u>	<u>CASES PENDING BEYOND TIME GUIDELINES</u>
ADAMS	0	1	0	1	0	0.0%	1	0
ALLEN	2	2	2	6	3	75.0%	3	0
ASHLAND	1	2	0	3	1	50.0%	2	0
ASHTABULA	4	0	0	4	1	-	3	0
ATHENS	2	2	0	4	2	100.0%	2	0
AUGLAIZE	2	5	0	7	3	60.0%	4	0
BELMONT	2	1	0	3	1	100.0%	2	0
BROWN	2	0	0	2	2	-	0	0
BUTLER	4	6	0	10	4	66.7%	6	1
CARROLL	0	0	0	0	0	-	0	0
CHAMPAIGN	0	0	0	0	0	-	0	0
CLARK	3	1	2	6	3	100.0%	3	0
CLERMONT	6	4	0	10	2	50.0%	8	2
CLINTON	2	1	0	3	2	200.0%	1	0
COLUMBIANA	3	3	0	6	2	66.7%	4	1
COSHOCTON	2	1	0	3	2	200.0%	1	0
CRAWFORD	0	2	0	2	0	0.0%	2	0
CUYAHOGA	194	161	18	373	208	116.2%	165	62
DARKE	0	0	4	4	4	100.0%	0	0
DEFIANCE	1	1	0	2	1	100.0%	1	0
DELAWARE	0	1	0	1	0	0.0%	1	0
ERIE	12	4	0	16	9	225.0%	7	1
FAIRFIELD	2	1	0	3	2	200.0%	1	1
FAYETTE	0	4	1	5	0	0.0%	5	0
FRANKLIN	96	67	14	177	95	117.3%	82	6
FULTON	0	0	0	0	0	-	0	0
GALLIA	0	0	0	0	0	-	0	0
GEAUGA	2	4	0	6	4	100.0%	2	0
GREENE	6	10	4	20	10	71.4%	10	0
GUERNSEY	1	0	0	1	1	-	0	0
HAMILTON	60	76	8	144	61	72.6%	83	5
HANCOCK	2	2	0	4	3	150.0%	1	0
HARDIN	1	0	0	1	1	-	0	0
HARRISON	1	1	0	2	1	100.0%	1	0
HENRY	1	0	0	1	0	-	1	0
HIGHLAND	0	1	0	1	0	0.0%	1	0
HOCKING	1	1	0	2	2	200.0%	0	0
HOLMES	2	0	0	2	2	-	0	0
HURON	2	2	0	4	1	50.0%	3	1
JACKSON	0	0	0	0	0	-	0	0
JEFFERSON	7	4	1	12	6	120.0%	6	1
KNOX	0	1	0	1	1	100.0%	0	0
LAKE	14	17	1	32	18	100.0%	14	0
LAWRENCE	6	4	1	11	4	80.0%	7	1
LICKING	1	3	1	5	1	25.0%	4	0
LOGAN	0	0	1	1	0	0.0%	1	0
LORAIN	1	0	0	1	1	-	0	0

**COURTS OF COMMON PLEAS - GENERAL DIVISION**  
**PRODUCT LIABILITY OVERALL CASELOADS (continued)**  
**1999**

<u>COUNTY</u>	<u>CASES PENDING JANUARY 1</u>	<u>NEW FILINGS</u>	<u>REACTIVATIONS AND TRANSFERS</u>	<u>TOTAL CASES</u>	<u>TOTAL TERMIN- ATIONS</u>	<u>CLEARANCE RATE</u>	<u>CASES PENDING DECEMBER 31</u>	<u>CASES PENDING BEYOND TIME GUIDELINES</u>
LUCAS	43	27	3	73	34	113.3%	39	1
MADISON	1	0	0	1	1	-	0	0
MAHONING	25	6	12	43	15	83.3%	28	4
MARION	4	0	0	4	3	-	1	1
MEDINA	8	6	0	14	6	100.0%	8	0
MEIGS	0	0	0	0	0	-	0	0
MERCER	1	1	0	2	1	100.0%	1	0
MIAMI	1	3	0	4	2	66.7%	2	0
MONROE	0	0	0	0	0	-	0	0
MONTGOMERY	36	23	0	59	30	130.4%	29	2
MORGAN	0	0	0	0	0	-	0	0
MORROW	2	1	0	3	1	100.0%	2	1
MUSKINGUM	2	0	0	2	1	-	1	0
NOBLE	0	0	0	0	0	-	0	0
OTTAWA	5	5	0	10	6	120.0%	4	0
PAULDING	1	1	0	2	1	100.0%	1	0
PERRY	1	1	0	2	1	100.0%	1	0
PICKAWAY	0	1	0	1	0	0.0%	1	0
PIKE	0	0	0	0	0	-	0	0
PORTAGE	8	9	0	17	7	77.8%	10	0
PREBLE	1	1	0	2	0	0.0%	2	0
PUTNAM	0	0	0	0	0	-	0	0
RICHLAND	2	1	0	3	3	300.0%	0	0
ROSS	4	1	0	5	3	300.0%	2	0
SANDUSKY	2	0	0	2	2	-	0	0
SCIOTO	6	4	0	10	5	125.0%	5	1
SENECA	5	2	0	7	6	300.0%	1	0
SHELBY	1	3	0	4	3	100.0%	1	0
STARK	12	9	0	21	14	155.6%	7	0
SUMMIT	34	20	3	57	30	130.4%	27	0
TRUMBULL	13	9	0	22	12	133.3%	10	1
TUSCARAWAS	5	0	0	5	3	-	2	1
UNION	1	0	1	2	2	-	0	0
VAN WERT	0	1	0	1	0	0.0%	1	0
VINTON	0	0	0	0	0	-	0	0
WARREN	3	5	0	8	2	40.0%	6	0
WASHINGTON	2	1	0	3	2	200.0%	1	0
WAYNE	3	3	0	6	3	100.0%	3	0
WILLIAMS	2	3	0	5	2	66.7%	3	0
WOOD	2	8	1	11	6	66.7%	5	0
WYANDOT	0	0	0	0	0	-	0	0
STATEWIDE	684	551	78	1,313	671	106.7%	642	94

**COURTS OF COMMON PLEAS - GENERAL DIVISION**  
**PRODUCT LIABILITY TERMINATIONS**  
**1999**

COUNTY	JURY TRIAL	COURT TRIAL	SETTLED OR		FOR WANT OF PROSECUTION	MAGISTRATE	DIVERSION OR ARBITRATION	DEFAULT	UNAVAILABILITY OF PARTY	TRANSFERRED OUT	PRIVATE JUDGE REFERRAL	BANKRUPTCY		OTHER TERMINATIONS	TOTAL TERMINATIONS
			DISMISSED PRE TRIAL	DISMISSAL								STAY / INTER-LOCUTORY APPEAL			
ADAMS	0	0	0	0	0	0	0	0	0	0	0	0	0	0	0
ALLEN	0	0	1	0	0	0	0	0	0	1	0	1	0	0	3
ASHLAND	0	0	1	0	0	0	0	0	0	0	0	0	0	0	1
ASHTABULA	0	0	1	0	0	0	0	0	0	0	0	0	0	0	1
ATHENS	0	0	1	0	0	0	0	0	0	0	0	0	0	1	2
AUGLAIZE	0	0	2	0	0	0	0	0	0	0	0	0	0	1	3
BELMONT	0	0	0	1	0	0	0	0	0	0	0	0	0	0	1
BROWN	0	0	0	2	0	0	0	0	0	0	0	0	0	0	2
BUTLER	0	0	4	0	0	0	0	0	0	0	0	0	0	0	4
CARROLL	0	0	0	0	0	0	0	0	0	0	0	0	0	0	0
CHAMPAIGN	0	0	0	0	0	0	0	0	0	0	0	0	0	0	0
CLARK	0	0	3	0	0	0	0	0	0	0	0	0	0	0	3
CLERMONT	0	0	1	1	0	0	0	0	0	0	0	0	0	0	2
CLINTON	0	0	1	0	0	0	0	0	0	1	0	0	0	0	2
COLUMBIANA	0	0	1	0	0	0	0	0	0	0	0	0	0	1	2
COSHOCTON	0	0	1	1	0	0	0	0	0	0	0	0	0	0	2
CRAWFORD	0	0	0	0	0	0	0	0	0	0	0	0	0	0	0
CUYAHOGA	5	0	2	123	0	1	5	1	0	54	0	5	12	208	208
DARKE	0	0	0	3	0	0	0	1	0	0	0	0	0	0	4
DEFIANCE	0	0	1	0	0	0	0	0	0	0	0	0	0	0	1
DELAWARE	0	0	0	0	0	0	0	0	0	0	0	0	0	0	0
ERIE	1	0	7	0	0	0	0	0	0	1	0	0	0	0	9
FAIRFIELD	0	0	1	0	0	0	0	1	0	0	0	0	0	0	2
FAYETTE	0	0	0	0	0	0	0	0	0	0	0	0	0	0	0
FRANKLIN	5	0	20	37	4	0	0	0	0	10	0	1	18	95	95
FULTON	0	0	0	0	0	0	0	0	0	0	0	0	0	0	0
GALLIA	0	0	0	0	0	0	0	0	0	0	0	0	0	0	0
GEAUGA	0	0	3	0	0	0	0	0	0	0	0	1	0	0	4
GREENE	0	0	2	7	0	0	0	0	0	1	0	0	0	0	10
GUERNSEY	0	0	0	0	0	0	0	0	0	0	0	1	0	0	1
HAMILTON	6	0	27	8	1	0	1	1	0	5	0	0	12	61	61
HANCOCK	0	0	2	1	0	0	0	0	0	0	0	0	0	0	3
HARDIN	0	0	1	0	0	0	0	0	0	0	0	0	0	0	1
HARRISON	0	0	0	0	0	0	0	0	0	0	0	0	1	0	1
HENRY	0	0	0	0	0	0	0	0	0	0	0	0	0	0	0
HIGHLAND	0	0	0	0	0	0	0	0	0	0	0	0	0	0	0
HOCKING	0	0	0	1	0	0	0	0	0	0	0	0	1	0	2
HOLMES	0	0	1	1	0	0	0	0	0	0	0	0	0	0	2
HURON	0	0	1	0	0	0	0	0	0	0	0	0	0	0	1
JACKSON	0	0	0	0	0	0	0	0	0	0	0	0	0	0	0
JEFFERSON	0	0	4	0	0	0	0	0	0	0	0	1	1	0	6
KNOX	0	0	0	1	0	0	0	0	0	0	0	0	0	0	1
LAKE	0	0	4	10	0	0	0	0	0	4	0	0	0	0	18
LAWRENCE	0	0	1	2	0	0	0	0	0	1	0	0	0	0	4
LICKING	0	0	0	0	0	0	0	0	0	1	0	0	0	0	1
LOGAN	0	0	0	0	0	0	0	0	0	0	0	0	0	0	0
LORAIN	0	0	0	0	0	0	0	0	0	0	0	0	1	0	1

**COURTS OF COMMON PLEAS - GENERAL DIVISION**

**PRODUCT LIABILITY TERMINATIONS (continued)**

**1999**

COUNTY	JURY TRIAL	COURT TRIAL	SETTLED OR		FOR WANT OF PROSECUTION	MAGISTRATE	DIVERSION OR ARBITRATION	DEFAULT	UNAVAILABILITY OF PARTY	TRANSFERRED OUT	BANKRUPTCY		OTHER TERMINATIONS	TOTAL TERMINATIONS
			DISMISSED PRE TRIAL	DISMISSAL							PRIVATE JUDGE REFERRAL	STAY/INTERLOCUTORY APPEAL		
LUCAS	2	0	9	9	0	0	0	1	0	2	0	1	10	34
MADISON	0	0	0	1	0	0	0	0	0	0	0	0	0	1
MAHONING	0	0	6	4	0	0	0	0	0	3	0	0	2	15
MARION	0	1	1	1	0	0	0	0	0	0	0	0	0	3
MEDINA	1	0	3	0	0	0	0	0	0	1	0	0	1	6
MEIGS	0	0	0	0	0	0	0	0	0	0	0	0	0	0
MERCER	0	0	1	0	0	0	0	0	0	0	0	0	0	1
MIAMI	0	0	2	0	0	0	0	0	0	0	0	0	0	2
MONROE	0	0	0	0	0	0	0	0	0	0	0	0	0	0
MONTGOMERY	0	0	17	9	1	0	1	0	0	1	0	1	0	30
MORGAN	0	0	0	0	0	0	0	0	0	0	0	0	0	0
MORROW	0	0	0	0	0	0	0	0	0	1	0	0	0	1
MUSKINGUM	0	0	1	0	0	0	0	0	0	0	0	0	0	1
NOBLE	0	0	0	0	0	0	0	0	0	0	0	0	0	0
OTTAWA	0	0	4	0	0	0	0	0	0	2	0	0	0	6
PAULDING	0	0	1	0	0	0	0	0	0	0	0	0	0	1
PERRY	0	0	1	0	0	0	0	0	0	0	0	0	0	1
PICKAWAY	0	0	0	0	0	0	0	0	0	0	0	0	0	0
PIKE	0	0	0	0	0	0	0	0	0	0	0	0	0	0
PORTAGE	0	0	2	3	0	0	1	0	0	1	0	0	0	7
PREBLE	0	0	0	0	0	0	0	0	0	0	0	0	0	0
PUTNAM	0	0	0	0	0	0	0	0	0	0	0	0	0	0
RICHLAND	0	0	2	0	0	0	0	0	0	0	0	0	1	3
ROSS	0	0	0	2	0	0	0	0	0	0	0	0	1	3
SANDUSKY	0	0	1	1	0	0	0	0	0	0	0	0	0	2
SCIOTO	0	0	1	3	0	0	0	0	0	1	0	0	0	5
SENECA	1	0	4	0	0	0	0	0	0	0	0	0	1	6
SHELBY	0	0	1	1	1	0	0	0	0	0	0	0	0	3
STARK	1	0	7	0	1	0	1	0	0	3	0	0	1	14
SUMMIT	2	1	15	4	1	0	1	0	0	3	0	1	2	30
TRUMBULL	0	0	8	0	0	0	0	0	0	1	0	0	3	12
TUSCARAWAS	0	0	2	0	0	0	0	0	0	0	0	0	1	3
UNION	0	1	0	0	0	0	0	0	0	0	0	1	0	2
VAN WERT	0	0	0	0	0	0	0	0	0	0	0	0	0	0
VINTON	0	0	0	0	0	0	0	0	0	0	0	0	0	0
WARREN	0	0	1	0	0	0	0	0	0	0	0	0	1	2
WASHINGTON	0	0	2	0	0	0	0	0	0	0	0	0	0	2
WAYNE	0	1	2	0	0	0	0	0	0	0	0	0	0	3
WILLIAMS	0	0	1	1	0	0	0	0	0	0	0	0	0	2
WOOD	0	0	4	1	0	0	0	0	0	1	0	0	0	6
WYANDOT	0	0	0	0	0	0	0	0	0	0	0	0	0	0
STATEWIDE	24	4	193	239	9	1	10	5	0	99	0	14	73	671

**COURTS OF COMMON PLEAS - GENERAL DIVISION  
OTHER TORT OVERALL CASELOADS  
1999**

<u>COUNTY</u>	<u>CASES PENDING JANUARY 1</u>	<u>NEW FILINGS</u>	<u>REACTIVATIONS AND TRANSFERS</u>	<u>TOTAL CASES</u>	<u>TOTAL TERMIN- ATIONS</u>	<u>CLEARANCE RATE</u>	<u>CASES PENDING DECEMBER 31</u>	<u>CASES PENDING BEYOND TIME GUIDELINES</u>
ADAMS	23	35	0	58	32	91.4%	26	0
ALLEN	199	209	31	439	223	92.9%	216	3
ASHLAND	109	47	2	158	86	175.5%	72	11
ASHTABULA	191	210	24	425	207	88.5%	218	12
ATHENS	39	45	0	84	35	77.8%	49	0
AUGLAIZE	27	41	4	72	36	80.0%	36	0
BELMONT	140	108	10	258	120	101.7%	138	13
BROWN	101	47	0	148	47	100.0%	101	32
BUTLER	577	547	18	1,142	557	98.6%	585	14
CARROLL	17	20	0	37	26	130.0%	11	0
CHAMPAIGN	43	32	0	75	35	109.4%	40	5
CLARK	348	253	13	614	238	89.5%	376	47
CLERMONT	311	271	18	600	271	93.8%	329	33
CLINTON	61	25	0	86	49	196.0%	37	2
COLUMBIANA	173	166	16	355	178	97.8%	177	0
COSHOCTON	26	29	1	56	25	83.3%	31	0
CRAWFORD	64	51	2	117	55	103.8%	62	4
CUYAHOGA	5,326	7,324	451	13,101	7,849	101.0%	5,252	97
DARKE	48	36	10	94	46	100.0%	48	1
DEFIANCE	81	56	3	140	70	118.6%	70	2
DELAWARE	101	116	7	224	122	99.2%	102	2
ERIE	272	140	13	425	233	152.3%	192	22
FAIRFIELD	146	109	4	259	128	113.3%	131	11
FAYETTE	54	16	0	70	26	162.5%	44	8
FRANKLIN	2,281	2,623	184	5,088	2,751	98.0%	2,337	39
FULTON	51	37	3	91	43	107.5%	48	1
GALLIA	26	30	0	56	26	86.7%	30	2
GEAUGA	162	189	11	362	181	90.5%	181	2
GREENE	171	199	15	385	190	88.8%	195	3
GUERNSEY	25	15	3	43	24	133.3%	19	0
HAMILTON	1,955	1,864	158	3,977	2,242	110.9%	1,735	72
HANCOCK	102	90	10	202	93	93.0%	109	10
HARDIN	17	10	0	27	16	160.0%	11	1
HARRISON	18	6	1	25	19	271.4%	6	0
HENRY	55	35	0	90	27	77.1%	63	0
HIGHLAND	3	4	0	7	1	25.0%	6	3
HOCKING	16	21	0	37	16	76.2%	21	0
HOLMES	17	18	3	38	23	109.5%	15	0
HURON	76	81	5	162	82	95.3%	80	1
JACKSON	44	26	4	74	35	116.7%	39	5
JEFFERSON	131	117	10	258	143	112.6%	115	8
KNOX	61	45	0	106	40	88.9%	66	5
LAKE	458	543	39	1,040	612	105.2%	428	4
LAWRENCE	115	73	6	194	117	148.1%	77	5
LICKING	159	143	15	317	189	119.6%	128	2
LOGAN	41	43	0	84	45	104.7%	39	0
LORAIN	591	591	15	1,197	661	109.1%	536	30

**COURTS OF COMMON PLEAS - GENERAL DIVISION**  
**OTHER TORT OVERALL CASELOADS (continued)**  
**1999**

<i>COUNTY</i>	<i>CASES PENDING JANUARY 1</i>	<i>NEW FILINGS</i>	<i>REACTIVATIONS AND TRANSFERS</i>	<i>TOTAL CASES</i>	<i>TOTAL TERMIN- ATIONS</i>	<i>CLEARANCE RATE</i>	<i>CASES PENDING DECEMBER 31</i>	<i>CASES PENDING BEYOND TIME GUIDELINES</i>
LUCAS	1,661	1,361	85	3,107	1,562	108.0%	1,545	36
MADISON	25	21	4	50	24	96.0%	26	0
MAHONING	1,121	835	130	2,086	1,006	104.2%	1,080	91
MARION	118	80	8	206	100	113.6%	106	10
MEDINA	270	207	9	486	252	116.7%	234	0
MEIGS	16	27	0	43	22	81.5%	21	0
MERCER	33	15	1	49	30	187.5%	19	1
MIAMI	115	102	4	221	115	108.5%	106	0
MONROE	8	7	1	16	12	150.0%	4	0
MONTGOMERY	1,700	1,684	173	3,557	2,173	117.0%	1,384	53
MORGAN	5	6	1	12	6	85.7%	6	1
MORROW	75	29	4	108	29	87.9%	79	36
MUSKINGUM	112	89	3	204	108	117.4%	96	6
NOBLE	2	2	0	4	2	100.0%	2	0
OTTAWA	105	72	1	178	70	95.9%	108	6
PAULDING	28	18	0	46	24	133.3%	22	0
PERRY	12	25	1	38	23	88.5%	15	0
PICKAWAY	35	52	0	87	44	84.6%	43	0
PIKE	54	50	2	106	46	88.5%	60	1
PORTAGE	320	248	0	568	262	105.6%	306	20
PREBLE	36	32	1	69	41	124.2%	28	3
PUTNAM	13	23	0	36	20	87.0%	16	0
RICHLAND	261	240	22	523	259	98.9%	264	8
ROSS	126	91	2	219	107	115.1%	112	18
SANDUSKY	78	83	7	168	87	96.7%	81	0
SCIOTO	139	112	1	252	110	97.3%	142	11
SENECA	61	56	16	133	91	126.4%	42	0
SHELBY	29	52	0	81	48	92.3%	33	0
STARK	447	779	135	1,361	891	97.5%	470	1
SUMMIT	1,034	1,390	105	2,529	1,405	94.0%	1,124	14
TRUMBULL	810	625	39	1,474	776	116.9%	698	20
TUSCARAWAS	162	89	9	260	157	160.2%	103	12
UNION	18	35	2	55	38	102.7%	17	0
VAN WERT	41	15	1	57	32	200.0%	25	2
VINTON	18	16	2	36	17	94.4%	19	0
WARREN	212	215	10	437	219	97.3%	218	10
WASHINGTON	59	72	0	131	63	87.5%	68	1
WAYNE	116	129	4	249	139	104.5%	110	0
WILLIAMS	26	33	5	64	35	92.1%	29	0
WOOD	145	171	13	329	173	94.0%	156	1
WYANDOT	26	16	1	43	17	100.0%	26	2
STATEWIDE	24,724	25,940	1,911	52,575	28,905	103.8%	23,670	876

**COURTS OF COMMON PLEAS - GENERAL DIVISION**  
**OTHER TORT TERMINATIONS**  
**1999**

COUNTY	JURY TRIAL	COURT TRIAL	SETTLED OR		FOR WANT OF PROSECUTION	MAGISTRATE	DIVERSION OR ARBITRATION	DEFAULT	UNAVAILABILITY OF PARTY	TRANSFERRED OUT	BANKRUPTCY		OTHER TERMINATIONS	TOTAL TERMINATIONS
			DISMISSED PRE TRIAL	DISMISSAL							PRIVATE JUDGE REFERRAL	STAY / INTERLOCUTORY APPEAL		
ADAMS	1	0	4	16	0	0	0	0	0	8	0	1	2	32
ALLEN	15	18	135	27	3	0	0	5	0	9	0	9	2	223
ASHLAND	3	2	55	18	0	0	0	0	0	6	0	0	2	86
ASHTABULA	4	0	96	58	0	0	0	3	0	26	0	5	15	207
ATHENS	2	0	9	17	1	0	0	0	0	0	0	3	3	35
AUGLAIZE	0	0	26	4	0	0	0	1	0	2	0	0	3	36
BELMONT	2	0	63	41	0	0	0	3	0	2	0	0	9	120
BROWN	0	0	11	24	3	0	2	4	0	1	0	0	2	47
BUTLER	22	1	279	125	5	0	29	19	0	35	0	1	41	557
CARROLL	0	0	23	0	0	0	0	1	0	0	0	1	1	26
CHAMPAIGN	4	0	26	0	0	0	1	2	1	0	0	0	1	35
CLARK	15	5	130	38	5	0	0	18	0	12	0	1	14	238
CLERMONT	15	6	77	132	0	0	21	10	0	7	0	3	0	271
CLINTON	4	0	35	5	0	0	0	0	0	0	0	0	5	49
COLUMBIANA	12	0	91	25	21	0	4	7	0	7	0	2	9	178
COSHOCTON	0	0	14	8	1	0	0	2	0	0	0	0	0	25
CRAWFORD	3	0	39	7	0	0	1	0	0	1	0	1	3	55
CUYAHOGA	243	10	45	5,213	14	28	634	425	0	894	0	105	238	7,849
DARKE	2	0	22	13	2	0	0	5	0	0	0	0	2	46
DEFIANCE	4	1	51	8	1	0	0	2	0	0	0	0	3	70
DELAWARE	2	5	78	16	0	0	0	5	1	10	0	0	5	122
ERIE	12	3	185	13	2	1	0	3	0	4	0	0	10	233
FAIRFIELD	9	0	46	42	4	0	0	11	0	6	0	4	6	128
FAYETTE	2	0	2	10	8	0	0	0	0	0	0	0	4	26
FRANKLIN	83	7	797	1,175	87	41	43	117	0	158	0	51	192	2,751
FULTON	2	2	38	0	0	0	0	0	0	1	0	0	0	43
GALLIA	4	0	19	1	0	0	0	0	0	2	0	0	0	26
GEAUGA	5	6	116	13	3	0	8	5	0	8	0	4	13	181
GREENE	1	0	29	90	3	6	32	6	0	12	0	5	6	190
GUERNSEY	0	0	9	6	0	0	0	0	0	2	0	4	3	24
HAMILTON	59	5	1,385	270	148	26	124	31	0	113	3	13	65	2,242
HANCOCK	3	2	48	21	1	0	0	2	0	11	0	2	3	93
HARDIN	0	0	12	2	1	0	0	1	0	0	0	0	0	16
HARRISON	1	0	12	2	0	0	0	0	0	4	0	0	0	19
HENRY	1	2	17	7	0	0	0	0	0	0	0	0	0	27
HIGHLAND	0	0	0	0	0	0	0	0	0	0	0	0	1	1
HOCKING	0	0	6	9	0	0	0	0	0	1	0	0	0	16
HOLMES	0	2	12	7	0	0	0	1	0	0	0	0	1	23
HURON	5	0	54	8	0	0	0	4	0	3	0	1	7	82
JACKSON	1	2	15	14	0	0	0	1	0	0	0	0	2	35
JEFFERSON	1	0	86	39	1	0	1	5	0	3	0	0	7	143
KNOX	3	2	23	5	0	0	0	0	0	0	0	1	6	40
LAKE	23	0	163	314	5	3	30	8	0	30	0	14	22	612
LAWRENCE	7	1	55	29	2	0	0	3	0	12	0	0	8	117
LICKING	6	4	120	26	1	0	0	8	0	11	0	5	8	189
LOGAN	4	0	32	2	0	0	0	2	0	1	1	0	3	45
LORAIN	27	3	340	129	0	0	41	22	0	40	0	18	41	661



**COURTS OF COMMON PLEAS - GENERAL DIVISION**  
**OTHER TORT TERMINATIONS (continued)**  
**1999**

COUNTY	JURY TRIAL	COURT TRIAL	SETTLED OR DISMISSED PRE TRIAL	DIS-MISSAL	FOR WANT OF PROSECUTION	MAG-STRATE	DIVERSION OR ARBITRATION	DE-FAULT	UNAVAIL-ABILITY OF PARTY	TRANS-FERRED OUT	BANKRUPTCY			TOTAL TERMINATIONS
											PRIVATE JUDGE REFERRAL	STAY / INTER-LOCUTORY APPEAL	OTHER TERMINATIONS	
LUCAS	49	4	771	438	20	0	1	76	0	67	0	20	116	1,562
MADISON	0	0	18	6	0	0	0	0	0	0	0	0	0	24
MAHONING	40	0	580	146	0	4	28	33	2	75	0	25	73	1,006
MARION	3	0	49	27	5	0	0	2	0	4	0	2	8	100
MEDINA	11	1	187	14	2	0	8	10	0	12	0	2	5	252
MEIGS	2	1	0	10	7	0	0	0	0	2	0	0	0	22
MERCER	0	0	24	2	0	0	3	0	0	0	0	0	1	30
MIAMI	9	1	62	21	4	0	0	1	0	6	0	6	5	115
MONROE	0	0	6	5	0	0	0	0	0	0	0	0	1	12
MONTGOMER	64	3	725	709	98	37	124	208	5	119	0	32	49	2,173
MORGAN	1	1	0	3	0	0	0	1	0	0	0	0	0	6
MORROW	1	0	10	13	0	0	0	0	0	5	0	0	0	29
MUSKINGUM	4	0	35	55	0	0	0	5	0	5	0	2	2	108
NOBLE	0	0	0	2	0	0	0	0	0	0	0	0	0	2
OTTAWA	2	0	39	13	2	0	0	3	0	2	0	0	9	70
PAULDING	2	0	16	6	0	0	0	0	0	0	0	0	0	24
PERRY	0	0	21	0	0	0	0	2	0	0	0	0	0	23
PICKAWAY	2	1	3	32	0	0	0	1	0	0	0	1	4	44
PIKE	1	0	12	22	0	0	0	4	0	1	0	0	6	46
PORTAGE	14	2	94	85	5	1	23	12	0	14	0	3	9	262
PREBLE	2	1	4	30	0	0	0	2	0	0	0	0	2	41
PUTNAM	1	2	16	0	0	0	0	0	0	1	0	0	0	20
RICHLAND	16	0	167	6	5	2	1	17	1	4	0	2	38	259
ROSS	2	2	54	31	0	0	0	5	0	4	0	1	8	107
SANDUSKY	4	0	46	21	0	0	2	1	0	7	0	2	4	87
SCIOTO	4	0	38	47	2	0	0	9	0	4	0	0	6	110
SENECA	5	1	46	9	0	0	0	6	0	14	0	0	10	91
SHELBY	6	1	23	2	11	0	1	1	0	0	0	0	3	48
STARK	36	4	413	63	36	31	72	55	1	120	0	19	41	891
SUMMIT	71	4	802	201	16	8	97	23	0	102	0	14	67	1,405
TRUMBULL	31	8	532	31	1	2	2	7	0	65	0	10	87	776
TUSCARAWAS	11	5	108	1	0	0	0	1	0	13	0	7	11	157
UNION	0	3	7	19	0	0	0	0	0	2	0	0	7	38
VAN WERT	1	0	20	0	2	0	0	1	0	1	5	0	2	32
VINTON	1	0	10	5	0	0	0	1	0	0	0	0	0	17
WARREN	13	1	158	17	0	0	0	15	0	1	0	2	12	219
WASHINGTON	2	1	38	10	0	0	0	2	0	6	0	3	1	63
WAYNE	9	4	83	21	1	0	0	2	0	8	0	0	11	139
WILLIAMS	2	0	23	8	0	0	0	1	0	0	0	0	1	35
WOOD	6	0	120	12	0	0	5	0	1	15	0	4	10	173
WYANDOT	1	0	9	5	1	0	0	0	0	1	0	0	0	17
STATEWIDE	1,041	140	10,299	10,177	540	190	1,338	1,249	12	2,122	9	411	1,377	28,905

**COURTS OF COMMON PLEAS - GENERAL DIVISION**  
**WORKERS COMPENSATION OVERALL CASELOADS**  
**1999**

<u>COUNTY</u>	<u>CASES PENDING JANUARY<sup>1</sup></u>	<u>NEW FILINGS</u>	<u>REACTIVATIONS AND TRANSFERS</u>	<u>TOTAL CASES</u>	<u>TOTAL TERMIN- ATIONS</u>	<u>CLEARANCE RATE</u>	<u>CASES PENDING DECEMBER<sup>31</sup></u>	<u>CASES PENDING BEYOND TIME GUIDELINES</u>
ADAMS	5	6	0	11	7	116.7%	4	0
ALLEN	19	30	8	57	32	84.2%	25	0
ASHLAND	23	17	0	40	15	88.2%	25	9
ASHTABULA	77	59	8	144	70	104.5%	74	16
ATHENS	12	11	0	23	12	109.1%	11	0
AUGLAIZE	7	9	0	16	9	100.0%	7	0
BELMONT	22	30	2	54	30	93.8%	24	2
BROWN	14	6	0	20	8	133.3%	12	8
BUTLER	187	272	3	462	270	98.2%	192	30
CARROLL	1	11	0	12	3	27.3%	9	0
CHAMPAIGN	19	12	0	31	13	108.3%	18	6
CLARK	103	82	2	187	87	103.6%	100	35
CLERMONT	43	76	1	120	51	66.2%	69	11
CLINTON	32	23	0	55	26	113.0%	29	8
COLUMBIANA	37	29	4	70	43	130.3%	27	0
COSHOCTON	10	17	0	27	13	76.5%	14	0
CRAWFORD	9	9	2	20	12	109.1%	8	0
CUYAHOGA	842	1,225	62	2,129	1,328	103.2%	801	67
DARKE	10	9	4	23	15	115.4%	8	1
DEFIANCE	18	15	0	33	18	120.0%	15	3
DELAWARE	15	15	1	31	20	125.0%	11	0
ERIE	35	35	0	70	29	82.9%	41	10
FAIRFIELD	31	24	0	55	35	145.8%	20	3
FAYETTE	9	1	0	10	7	700.0%	3	3
FRANKLIN	436	561	34	1,031	614	103.2%	417	15
FULTON	0	0	0	0	0	-	0	0
GALLIA	0	0	0	0	0	-	0	0
GEAUGA	19	34	1	54	33	94.3%	21	0
GREENE	36	33	3	72	41	113.9%	31	6
GUERNSEY	4	13	0	17	6	46.2%	11	0
HAMILTON	597	579	53	1,229	684	108.2%	545	68
HANCOCK	26	22	0	48	31	140.9%	17	5
HARDIN	4	4	0	8	3	75.0%	5	1
HARRISON	8	3	0	11	8	266.7%	3	0
HENRY	8	4	0	12	9	225.0%	3	0
HIGHLAND	23	8	0	31	13	162.5%	18	13
HOCKING	2	2	0	4	4	200.0%	0	0
HOLMES	3	13	0	16	5	38.5%	11	0
HURON	24	14	1	39	29	193.3%	10	0
JACKSON	14	13	0	27	19	146.2%	8	0
JEFFERSON	24	21	2	47	28	121.7%	19	2
KNOX	0	3	0	3	2	66.7%	1	0
LAKE	86	130	5	221	120	88.9%	101	5
LAWRENCE	12	18	1	31	15	78.9%	16	3
LICKING	21	35	4	60	34	87.2%	26	2
LOGAN	17	14	1	32	18	120.0%	14	0
LORAIN	142	148	4	294	169	111.2%	125	17

**COURTS OF COMMON PLEAS - GENERAL DIVISION**  
**WORKERS COMPENSATION OVERALL CASELOADS (continued)**  
**1999**

COUNTY	CASES PENDING JANUARY <sup>1</sup>	NEW FILINGS	REACTIVATIONS AND TRANSFERS	TOTAL CASES	TOTAL TERMIN- ATIONS	CLEARANCE RATE	CASES PENDING DECEMBER 31	CASES PENDING BEYOND TIME GUIDELINES
LUCAS	171	221	3	395	213	95.1%	182	3
MADISON	8	13	0	21	7	53.8%	14	2
MAHONING	192	187	40	419	259	114.1%	160	16
MARION	24	20	1	45	26	123.8%	19	5
MEDINA	72	49	2	123	59	115.7%	64	0
MEIGS	3	0	0	3	3	#DIV/0!	0	0
MERCER	6	7	2	15	8	88.9%	7	2
MIAMI	28	37	0	65	34	91.9%	31	3
MONROE	5	5	1	11	6	100.0%	5	0
MONTGOMERY	268	301	12	581	318	101.6%	263	32
MORGAN	0	0	1	1	0	0.0%	1	0
MORROW	7	4	0	11	5	125.0%	6	2
MUSKINGUM	25	22	0	47	30	136.4%	17	2
NOBLE	0	1	0	1	0	0.0%	1	0
OTTAWA	6	7	0	13	6	85.7%	7	1
PAULDING	4	3	0	7	5	166.7%	2	0
PERRY	3	8	0	11	7	87.5%	4	0
PICKAWAY	8	11	0	19	10	90.9%	9	0
PIKE	11	11	1	23	9	75.0%	14	4
PORTAGE	97	49	0	146	58	118.4%	88	40
PREBLE	0	2	0	2	1	50.0%	1	0
PUTNAM	3	6	0	9	5	83.3%	4	0
RICHLAND	107	84	8	199	90	97.8%	109	6
ROSS	12	12	0	24	12	100.0%	12	3
SANDUSKY	26	16	1	43	31	182.4%	12	0
SCIOTO	28	29	0	57	33	113.8%	24	4
SENECA	8	12	2	22	16	114.3%	6	0
SHELBY	23	33	0	56	40	121.2%	16	0
STARK	117	175	28	320	229	112.8%	91	0
SUMMIT	322	337	48	707	436	113.2%	271	12
TRUMBULL	233	221	26	480	260	105.3%	220	19
TUSCARAWAS	64	59	23	146	81	98.8%	65	14
UNION	23	26	2	51	38	135.7%	13	0
VAN WERT	3	7	2	12	7	77.8%	5	1
VINTON	1	3	0	4	1	33.3%	3	0
WARREN	50	46	0	96	46	100.0%	50	14
WASHINGTON	11	16	0	27	16	100.0%	11	0
WAYNE	42	52	2	96	57	105.6%	39	1
WILLIAMS	19	13	0	32	22	169.2%	10	1
WOOD	30	34	4	68	39	102.6%	29	2
WYANDOT	8	7	0	15	7	100.0%	8	3
STATEWIDE	5,154	5,841	415	11,410	6,568	105.0%	4,842	541

**COURTS OF COMMON PLEAS - GENERAL DIVISION  
WORKERS COMPENSATION TERMINATIONS**

1999

COUNTY	JURY TRIAL	COURT TRIAL	SETTLED OR		FOR WANT OF PROSECUTION	MAGISTRATE	DIVERSION OR ARBITRATION	DEFAULT	UNAVAILABILITY OF PARTY	TRANSFERRED OUT	PRIVATE JUDGE REFERRAL	BANKRUPTCY		OTHER TERMINATIONS	TOTAL TERMINATIONS
			DISMISSED PRE TRIAL	DISMISSAL								STAY / INTER-LOCUTORY APPEAL	TERMINATIONS		
ADAMS	0	0	2	5	0	0	0	0	0	0	0	0	0	0	7
ALLEN	0	3	17	8	0	0	0	0	0	4	0	0	0	0	32
ASHLAND	0	2	7	3	0	0	0	0	0	1	0	1	1	1	15
ASHTABULA	3	0	30	23	1	0	0	0	0	12	0	0	0	1	70
ATHENS	0	0	4	4	1	0	0	0	0	1	0	0	0	2	12
AUGLAIZE	0	0	8	1	0	0	0	0	0	0	0	0	0	0	9
BELMONT	0	0	13	12	0	0	0	0	0	1	0	1	0	3	30
BROWN	0	0	1	7	0	0	0	0	0	0	0	0	0	0	8
BUTLER	1	1	79	100	2	0	0	63	0	12	1	0	0	11	270
CARROLL	0	0	2	0	0	0	0	0	0	0	0	0	0	1	3
CHAMPAIGN	0	0	11	0	0	0	2	0	0	0	0	0	0	0	13
CLARK	0	0	51	24	3	0	0	0	0	3	0	5	1	1	87
CLERMONT	0	2	7	34	0	0	0	0	0	6	0	1	1	1	51
CLINTON	1	0	23	0	0	0	0	0	0	0	0	0	0	2	26
COLUMBIANA	0	0	23	11	6	0	0	0	0	1	0	1	1	1	43
COSHOCTON	1	0	5	5	1	0	0	0	0	0	0	0	0	1	13
CRAWFORD	0	0	9	1	0	0	0	0	0	1	0	0	0	1	12
CUYAHOGA	18	2	9	1,083	1	7	0	0	0	183	0	3	22	1,328	1,328
DARKE	0	0	1	14	0	0	0	0	0	0	0	0	0	0	15
DEFIANCE	0	0	12	1	3	0	0	0	0	1	0	0	0	1	18
DELAWARE	1	0	16	1	0	0	0	0	0	2	0	0	0	0	20
ERIE	0	0	28	0	0	0	0	0	0	0	0	0	0	1	29
FAIRFIELD	1	0	16	16	2	0	0	0	0	0	0	0	0	0	35
FAYETTE	0	0	2	3	0	0	0	0	0	0	0	0	0	2	7
FRANKLIN	1	0	233	288	15	2	0	0	0	29	0	5	41	1	614
FULTON	0	0	0	0	0	0	0	0	0	0	0	0	0	0	0
GALLIA	0	0	0	0	0	0	0	0	0	0	0	0	0	0	0
GEAUGA	1	1	27	1	1	0	0	0	0	0	0	0	0	2	33
GREENE	1	0	15	19	0	0	0	1	0	5	0	0	0	0	41
GUERNSEY	0	0	2	3	0	0	0	0	0	0	0	0	0	1	6
HAMILTON	10	10	420	110	58	7	0	3	0	57	0	1	8	1	684
HANCOCK	0	0	21	6	1	0	0	0	0	2	0	0	0	1	31
HARDIN	0	0	3	0	0	0	0	0	0	0	0	0	0	0	3
HARRISON	0	0	4	2	0	0	0	0	0	0	0	0	0	2	8
HENRY	0	0	5	4	0	0	0	0	0	0	0	0	0	0	9
HIGHLAND	0	0	3	10	0	0	0	0	0	0	0	0	0	0	13
HOCKING	0	0	1	3	0	0	0	0	0	0	0	0	0	0	4
HOLMES	0	0	2	3	0	0	0	0	0	0	0	0	0	0	5
HURON	0	1	18	3	0	0	0	0	0	1	0	0	0	6	29
JACKSON	0	0	0	19	0	0	0	0	0	0	0	0	0	0	19
JEFFERSON	0	0	11	14	0	0	0	0	0	0	0	0	0	3	28
KNOX	0	0	1	1	0	0	0	0	0	0	0	0	0	0	2
LAKE	1	1	28	79	2	1	0	0	0	3	0	0	0	5	120
LAWRENCE	0	0	9	5	0	0	0	0	0	1	0	0	0	0	15
LICKING	2	0	16	8	0	0	0	0	0	2	0	3	3	3	34
LOGAN	1	1	5	11	0	0	0	0	0	0	0	0	0	0	18
LORAIN	2	0	120	34	0	0	0	0	0	10	0	0	0	3	169

**COURTS OF COMMON PLEAS - GENERAL DIVISION**  
**WORKERS COMPENSATION TERMINATIONS (continued)**  
**1999**

COUNTY	JURY TRIAL	COURT TRIAL	SETTLED OR		FOR WANT		MAGI-STRATE	DIVERSION OR ARBITRATION	DE-FAULT	UNAVAIL-ABILITY OF PARTY	TRANS-FERRED OUT	PRIVATE JUDGE REFERRAL	BANKRUPTCY		TOTAL TERMINATIONS
			DISMISSED PRE TRIAL	DIS-MISSAL	OF PROS-ECUTION	LOCUTORY APPEAL							INTER-TERMINATIONS	OTHER TERMINATIONS	
LUCAS	3	0	107	63	0	0	0	0	1	0	6	0	2	31	213
MADISON	0	0	6	1	0	0	0	0	0	0	0	0	0	0	7
MAHONING	4	0	123	75	0	0	0	0	0	0	43	0	5	9	259
MARION	0	1	8	13	0	0	0	0	0	0	2	0	0	2	26
MEDINA	1	0	45	6	0	0	1	0	0	0	2	0	0	4	59
MEIGS	0	0	0	3	0	0	0	0	0	0	0	0	0	0	3
MERCER	1	0	4	0	3	0	0	0	0	0	0	0	0	0	8
MIAMI	1	0	23	9	0	0	0	0	0	0	0	0	0	1	34
MONROE	0	0	3	3	0	0	0	0	0	0	0	0	0	0	6
MONTGOMER	3	1	148	129	5	0	0	10	0	0	19	0	0	3	318
MORGAN	0	0	0	0	0	0	0	0	0	0	0	0	0	0	0
MORROW	0	0	1	4	0	0	0	0	0	0	0	0	0	0	5
MUSKINGUM	0	0	8	21	0	0	0	0	0	0	0	0	0	1	30
NOBLE	0	0	0	0	0	0	0	0	0	0	0	0	0	0	0
OTTAWA	1	0	3	1	0	0	0	0	0	0	1	0	0	0	6
PAULDING	0	0	5	0	0	0	0	0	0	0	0	0	0	0	5
PERRY	0	0	7	0	0	0	0	0	0	0	0	0	0	0	7
PICKAWAY	1	0	1	7	0	0	0	0	0	0	0	0	0	1	10
PIKE	1	0	4	3	0	0	0	0	0	0	0	0	0	1	9
PORTAGE	0	0	25	28	0	0	0	2	0	0	1	0	0	2	58
PREBLE	0	0	1	0	0	0	0	0	0	0	0	0	0	0	1
PUTNAM	0	0	5	0	0	0	0	0	0	0	0	0	0	0	5
RICHLAND	1	4	74	1	1	0	0	0	0	0	1	0	0	8	90
ROSS	0	0	5	6	0	0	0	0	0	0	1	0	0	0	12
SANDUSKY	0	0	21	6	0	0	0	0	0	0	2	0	0	2	31
SCIOTO	0	0	13	16	0	0	0	0	0	0	1	0	0	3	33
SENECA	1	0	11	3	0	0	0	0	0	0	1	0	0	0	16
SHELBY	2	0	14	8	14	0	0	1	0	0	0	0	0	1	40
STARK	2	1	138	5	20	18	9	1	0	0	30	0	0	5	229
SUMMIT	7	0	288	63	2	1	1	0	0	0	54	0	1	19	436
TRUMBULL	1	3	221	4	0	1	0	0	0	0	22	0	0	8	260
TUSCARAWA	2	0	53	0	0	0	0	0	0	0	23	0	0	3	81
UNION	2	0	8	20	0	0	0	0	0	0	1	0	0	7	38
VAN WERT	0	0	5	0	0	0	0	0	0	0	0	0	0	2	7
VINTON	0	0	1	0	0	0	0	0	0	0	0	0	0	0	1
WARREN	1	0	39	0	0	0	0	1	0	0	0	0	0	5	46
WASHINGTON	0	0	13	2	0	0	0	0	0	0	0	0	0	1	16
WAYNE	0	1	40	12	0	0	0	0	0	0	2	0	0	2	57
WILLIAMS	0	0	19	2	0	0	0	1	0	0	0	0	0	0	22
WOOD	0	0	20	3	1	0	0	0	0	0	11	0	0	4	39
WYANDOT	0	0	4	3	0	0	0	0	0	0	0	0	0	0	7
STATEWIDE	80	35	2,834	2,499	143	37	13	84	0	0	561	1	29	252	6,568

**COURTS OF COMMON PLEAS - GENERAL DIVISION**  
**FORECLOSURE OVERALL CASELOADS**  
**1999**

<u>COUNTY</u>	<u>CASES PENDING JANUARY 1</u>	<u>NEW FILINGS</u>	<u>REACTIVATIONS AND TRANSFERS</u>	<u>TOTAL CASES</u>	<u>TOTAL TERMIN- ATIONS</u>	<u>CLEARANCE RATE</u>	<u>CASES PENDING DECEMBER 31</u>	<u>CASES PENDING BEYOND TIME GUIDELINES</u>
ADAMS	23	58	0	81	63	108.6%	18	1
ALLEN	190	440	82	712	424	81.2%	288	11
ASHLAND	18	66	0	84	63	95.5%	21	0
ASHTABULA	109	305	19	433	299	92.3%	134	7
ATHENS	28	51	2	81	60	113.2%	21	1
AUGLAIZE	21	109	5	135	105	92.1%	30	0
BELMONT	32	129	14	175	114	79.7%	61	4
BROWN	70	136	7	213	148	103.5%	65	15
BUTLER	350	967	26	1,343	741	74.6%	602	40
CARROLL	19	50	2	71	50	96.2%	21	0
CHAMPAIGN	28	91	5	124	101	105.2%	23	5
CLARK	173	455	16	644	423	89.8%	221	15
CLERMONT	154	399	30	583	405	94.4%	178	23
CLINTON	36	94	4	134	74	75.5%	60	8
COLUMBIANA	97	299	10	406	260	84.1%	146	1
COSHOCTON	15	64	2	81	58	87.9%	23	0
CRAWFORD	38	96	5	139	111	109.9%	28	0
CUYAHOGA	322	5,387	302	6,011	5,597	98.4%	414	3
DARKE	30	75	33	138	109	100.9%	29	1
DEFIANCE	29	73	0	102	58	79.5%	44	2
DELAWARE	44	143	13	200	146	93.6%	54	0
ERIE	70	147	1	218	122	82.4%	96	21
FAIRFIELD	90	269	6	365	203	73.8%	162	12
FAYETTE	34	83	0	117	64	77.1%	53	9
FRANKLIN	1,211	3,468	224	4,903	3,404	92.2%	1,499	31
FULTON	22	52	1	75	51	96.2%	24	0
GALLIA	11	39	0	50	33	84.6%	17	2
GEAUGA	56	143	19	218	158	97.5%	60	1
GREENE	110	332	36	478	326	88.6%	152	4
GUERNSEY	31	109	6	146	121	105.2%	25	1
HAMILTON	788	2,447	78	3,313	2,434	96.4%	879	39
HANCOCK	41	131	7	179	112	81.2%	67	3
HARDIN	30	57	1	88	63	108.6%	25	7
HARRISON	9	31	2	42	28	84.8%	14	0
HENRY	25	50	0	75	28	56.0%	47	0
HIGHLAND	38	116	0	154	79	68.1%	75	8
HOCKING	31	62	0	93	62	100.0%	31	0
HOLMES	6	29	1	36	20	66.7%	16	0
HURON	29	111	9	149	95	79.2%	54	0
JACKSON	32	91	6	129	85	87.6%	44	2
JEFFERSON	51	122	6	179	119	93.0%	60	4
KNOX	94	184	1	279	180	97.3%	99	17
LAKE	213	481	28	722	500	98.2%	222	8
LAWRENCE	30	112	5	147	95	81.2%	52	1
LICKING	122	304	34	460	334	98.8%	126	3
LOGAN	58	125	21	204	125	85.6%	79	0
LORAIN	237	811	50	1,098	791	91.9%	307	10

**COURTS OF COMMON PLEAS - GENERAL DIVISION**  
**FORECLOSURE OVERALL CASELOADS (continued)**  
**1999**

<u>COUNTY</u>	<u>CASES PENDING JANUARY 1</u>	<u>NEW FILINGS</u>	<u>REACTIVATIONS AND TRANSFERS</u>	<u>TOTAL CASES</u>	<u>TOTAL TERMIN- ATIONS</u>	<u>CLEARANCE RATE</u>	<u>CASES PENDING DECEMBER 31</u>	<u>CASES PENDING BEYOND TIME GUIDELINES</u>
LUCAS	590	1,718	73	2,381	1,546	86.3%	835	8
MADISON	22	94	10	126	91	87.5%	35	0
MAHONING	252	745	79	1,076	765	92.8%	311	14
MARION	84	205	38	327	247	101.6%	80	6
MEDINA	96	326	15	437	302	88.6%	135	0
MEIGS	13	62	4	79	57	86.4%	22	2
MERCER	12	59	2	73	52	85.2%	21	0
MIAMI	49	174	8	231	173	95.1%	58	0
MONROE	14	20	1	35	21	100.0%	14	0
MONTGOMERY	577	2,092	223	2,892	2,036	87.9%	856	17
MORGAN	10	33	10	53	43	100.0%	10	0
MORROW	83	162	6	251	82	48.8%	169	57
MUSKINGUM	43	198	0	241	162	81.8%	79	2
NOBLE	14	24	2	40	21	80.8%	19	0
OTTAWA	34	61	1	96	60	96.8%	36	3
PAULDING	24	48	0	72	48	100.0%	24	0
PERRY	20	96	0	116	96	100.0%	20	0
PICKAWAY	28	78	0	106	81	103.8%	25	0
PIKE	31	47	1	79	50	104.2%	29	3
PORTAGE	110	289	0	399	251	86.9%	148	9
PREBLE	25	124	7	156	110	84.0%	46	0
PUTNAM	11	29	0	40	25	86.2%	15	2
RICHLAND	84	278	23	385	257	85.4%	128	0
ROSS	54	194	12	260	179	86.9%	81	10
SANDUSKY	13	69	4	86	58	79.5%	28	0
SCIOTO	67	169	0	236	121	71.6%	115	13
SENECA	58	103	5	166	120	111.1%	46	0
SHELBY	22	104	7	133	103	92.8%	30	0
STARK	206	1,059	72	1,337	1,030	91.1%	307	0
SUMMIT	491	1,539	63	2,093	1,428	89.1%	665	20
TRUMBULL	237	625	30	892	652	99.5%	240	8
TUSCARAWAS	67	148	16	231	160	97.6%	71	1
UNION	21	66	6	93	71	98.6%	22	0
VAN WERT	12	49	8	69	51	89.5%	18	0
VINTON	10	21	5	36	21	80.8%	15	0
WARREN	76	286	22	384	278	90.3%	106	6
WASHINGTON	25	63	0	88	64	101.6%	24	0
WAYNE	39	122	13	174	122	90.4%	52	0
WILLIAMS	5	60	2	67	50	80.6%	17	0
WOOD	53	160	9	222	147	87.0%	75	1
WYANDOT	9	37	0	46	32	86.5%	14	1
STATEWIDE	8,986	31,229	1,896	42,111	30,304	91.5%	11,807	503

**COURTS OF COMMON PLEAS - GENERAL DIVISION  
FORECLOSURE TERMINATIONS  
1999**

COUNTY	SETTLED OR		FOR WANT		DIVERSION		UNAVAIL- ABILITY OF PARTY	TRANS- FERRED OUT	PRIVATE JUDGE REFERRAL	BANKRUPTCY		OTHER TERMIN- ATIONS	TOTAL TERMIN- ATIONS	
	JURY TRIAL	COURT TRIAL	DISMISSED PRE TRIAL	DIS- MISSAL	OF PROS- ECUTION	MAGI- STRATE				OR ARBI- TRATION	STAY / INTER- LOCUTORY APPEAL			
ADAMS	0	0	2	14	0	0	0	30	0	9	0	2	6	63
ALLEN	0	1	83	89	5	0	0	0	0	23	0	39	184	424
ASHLAND	0	1	5	19	0	0	0	2	0	1	0	4	31	63
ASHTABULA	0	2	33	71	0	0	4	139	0	4	0	22	24	299
ATHENS	0	0	6	19	0	0	0	22	0	0	0	2	11	60
AUGLAIZE	0	0	0	33	2	0	0	54	0	0	0	5	11	105
BELMONT	0	0	0	30	2	0	0	70	0	3	0	5	4	114
BROWN	0	5	5	44	7	0	0	70	0	0	0	14	3	148
BUTLER	0	0	101	264	2	0	1	268	0	3	0	37	65	741
CARROLL	0	0	20	0	0	0	0	17	0	0	0	13	0	50
CHAMPAIGN	0	0	48	0	0	0	0	46	0	0	0	5	2	101
CLARK	0	3	16	115	10	0	0	211	0	0	0	24	44	423
CLERMONT	0	7	43	165	0	0	0	152	0	3	1	31	3	405
CLINTON	0	0	31	1	1	0	0	0	0	0	0	6	35	74
COLUMBIANA	0	1	29	47	12	0	0	147	0	0	0	20	4	260
COSHOCTON	0	0	1	13	1	0	0	37	0	0	0	4	2	58
CRAWFORD	0	0	4	16	0	0	0	76	0	1	0	12	2	111
CUYAHOGA	0	2	0	525	17	5,038	4	4	0	1	0	3	3	5,597
DARKE	0	0	12	30	0	0	0	40	0	0	0	18	9	109
DEFIANCE	0	24	2	25	1	0	0	0	0	0	0	6	0	58
DELAWARE	0	2	34	25	0	0	0	67	0	1	0	15	2	146
ERIE	0	0	27	16	0	0	0	64	0	1	0	1	13	122
FAIRFIELD	0	0	14	82	3	0	0	66	0	3	0	32	3	203
FAYETTE	0	0	7	7	0	0	0	0	0	0	0	1	49	64
FRANKLIN	1	2	193	862	12	4	0	1,626	0	9	0	350	345	3,404
FULTON	0	0	24	20	1	0	0	5	0	0	0	0	1	51
GALLIA	0	6	1	9	0	0	0	16	0	0	0	1	0	33
GEAUGA	0	0	30	32	3	0	0	40	0	4	0	18	31	158
GREENE	0	0	0	104	3	6	0	164	0	3	0	28	18	326
GUERNSEY	0	0	10	28	0	0	0	61	2	0	0	11	9	121
HAMILTON	0	3	637	206	159	873	5	384	0	10	0	128	29	2,434
HANCOCK	0	0	11	46	0	0	0	31	0	0	0	14	10	112
HARDIN	0	1	4	28	0	2	0	5	1	1	0	9	12	63
HARRISON	0	0	2	1	2	0	0	15	0	0	0	2	6	28
HENRY	0	0	5	5	0	0	0	18	0	0	0	0	0	28
HIGHLAND	0	8	9	27	0	0	0	17	0	0	0	11	7	79
HOCKING	0	4	32	19	0	0	0	0	0	0	0	7	0	62
HOLMES	0	1	4	2	0	0	0	11	0	0	0	1	1	20
HURON	0	3	4	25	0	0	0	45	0	1	0	5	12	95
JACKSON	0	3	0	36	0	0	0	30	0	0	0	5	11	85
JEFFERSON	0	0	6	25	2	0	0	38	0	2	0	6	40	119
KNOX	0	92	16	64	0	0	0	0	0	0	0	8	0	180
LAKE	0	3	5	195	10	0	1	193	0	2	0	42	49	500
LAWRENCE	0	0	4	24	6	0	0	51	0	1	0	4	5	95
LICKING	0	0	26	85	0	0	0	157	0	1	0	39	26	334
LOGAN	0	0	18	33	0	0	0	49	0	0	0	22	3	125
LORAIN	0	1	78	198	2	0	0	355	0	21	0	70	66	791



**COURTS OF COMMON PLEAS - GENERAL DIVISION**  
**FORECLOSURE TERMINATIONS (continued)**  
**1999**

COUNTY	JURY TRIAL	COURT TRIAL	SETTLED OR		FOR WANT OF PROSECUTION	MAGISTRATE	DIVERSION OR ARBITRATION	DEFAULT	UNAVAILABILITY OF PARTY	TRANSFERRED OUT	PRIVATE JUDGE REFERRAL	BANKRUPTCY		TOTAL TERMINATIONS
			DISMISSED PRE TRIAL	DISMISSAL								STAY / INTERLOCUTORY APPEAL	OTHER TERMINATIONS	
LUCAS	0	0	219	233	8	0	1	827	0	6	0	87	165	1,546
MADISON	0	1	19	17	0	0	0	20	0	0	1	8	25	91
MAHONING	0	0	19	203	1	6	0	391	2	12	0	83	48	765
MARION	0	0	20	37	7	0	0	126	0	1	0	16	40	247
MEDINA	0	0	111	22	1	0	1	98	0	2	0	19	48	302
MEIGS	0	5	1	11	1	0	1	34	0	1	0	3	0	57
MERCER	0	0	9	0	13	0	0	23	0	0	0	6	1	52
MIAMI	0	0	6	47	2	0	0	86	0	2	0	12	18	173
MONROE	0	0	2	4	0	0	0	10	0	0	0	1	4	21
MONTGOMER	0	0	23	468	84	20	9	1,179	4	6	0	150	93	2,036
MORGAN	1	5	0	11	2	0	1	15	0	0	0	0	8	43
MORROW	0	0	0	32	0	0	0	34	0	4	0	5	7	82
MUSKINGUM	0	1	6	42	0	0	0	97	0	0	0	11	5	162
NOBLE	0	1	1	12	0	0	0	3	0	0	0	0	4	21
OTTAWA	0	0	5	16	2	0	0	31	0	1	0	0	5	60
PAULDING	0	0	28	0	0	0	0	19	0	0	0	1	0	48
PERRY	0	0	32	0	0	0	0	52	0	0	0	5	7	96
PICKAWAY	0	1	1	31	0	0	0	1	0	0	0	7	40	81
PIKE	0	0	1	20	0	0	0	18	0	0	0	0	11	50
PORTAGE	0	0	13	92	3	15	1	100	0	5	6	5	11	251
PREBLE	0	0	1	49	0	0	0	40	0	0	0	19	1	110
PUTNAM	0	4	10	0	0	0	0	9	0	0	0	0	2	25
RICHLAND	0	0	75	12	3	1	2	64	0	0	0	20	80	257
ROSS	1	2	1	61	0	0	0	79	0	1	0	18	16	179
SANDUSKY	0	1	5	15	0	0	0	10	0	0	0	4	23	58
SCIOTO	0	0	7	30	0	0	0	63	0	0	0	15	6	121
SENECA	0	1	17	31	0	0	0	26	0	0	0	5	40	120
SHELBY	0	0	3	23	13	0	1	48	0	1	0	7	7	103
STARK	0	2	39	170	55	0	0	600	0	18	0	84	62	1,030
SUMMIT	1	7	107	294	11	13	2	571	2	6	4	135	275	1,428
TRUMBULL	0	282	172	12	0	0	1	24	0	3	0	106	52	652
TUSCARAWA	0	0	42	0	0	0	0	71	0	2	0	12	33	160
UNION	0	2	9	12	1	0	0	21	0	0	0	15	11	71
VAN WERT	0	0	12	0	2	0	0	18	0	4	9	1	5	51
VINTON	0	0	2	3	0	0	0	14	0	0	0	2	0	21
WARREN	0	2	100	9	0	0	0	64	0	0	0	26	77	278
WASHINGTON	0	5	11	14	0	0	0	23	0	1	0	7	3	64
WAYNE	0	3	29	15	2	0	1	46	1	1	0	13	11	122
WILLIAMS	0	0	2	10	0	0	0	34	0	0	0	4	0	50
WOOD	0	0	35	29	1	0	0	54	0	5	0	8	15	147
WYANDOT	0	0	4	5	0	0	0	15	0	1	0	1	6	32
STATEWIDE	4	500	2,841	5,816	475	5,978	36	9,951	12	191	21	2,023	2,456	30,304

**COURTS OF COMMON PLEAS - GENERAL DIVISION**  
**ADMINISTRATIVE APPEAL OVERALL CASELOADS**  
**1999**

<u>COUNTY</u>	<u>CASES PENDING JANUARY 1</u>	<u>NEW FILINGS</u>	<u>REACTIVATIONS AND TRANSFERS</u>	<u>TOTAL CASES</u>	<u>TOTAL TERMIN- ATIONS</u>	<u>CLEARANCE RATE</u>	<u>CASES PENDING DECEMBER 31</u>	<u>CASES PENDING BEYOND TIME GUIDELINES</u>
ADAMS	0	0	1	1	1	100.0%	0	0
ALLEN	3	10	1	14	12	109.1%	2	0
ASHLAND	3	0	0	3	2	-	1	1
ASHTABULA	13	10	4	27	16	114.3%	11	3
ATHENS	7	9	0	16	8	88.9%	8	3
AUGLAIZE	1	1	1	3	3	150.0%	0	0
BELMONT	15	3	2	20	15	300.0%	5	4
BROWN	6	1	0	7	2	200.0%	5	4
BUTLER	14	16	1	31	12	70.6%	19	6
CARROLL	0	2	0	2	2	100.0%	0	0
CHAMPAIGN	5	1	0	6	0	0.0%	6	6
CLARK	3	10	0	13	6	60.0%	7	2
CLERMONT	10	8	1	19	9	100.0%	10	4
CLINTON	1	1	0	2	1	100.0%	1	1
COLUMBIANA	2	16	2	20	14	77.8%	6	0
COSHOCTON	0	1	0	1	0	0.0%	1	0
CRAWFORD	2	4	1	7	6	120.0%	1	0
CUYAHOGA	122	202	5	329	204	98.6%	125	22
DARKE	2	3	0	5	4	133.3%	1	0
DEFIANCE	1	1	0	2	1	100.0%	1	0
DELAWARE	1	10	0	11	7	70.0%	4	0
ERIE	27	8	0	35	14	175.0%	21	12
FAIRFIELD	5	1	0	6	2	200.0%	4	4
FAYETTE	8	6	1	15	7	100.0%	8	1
FRANKLIN	199	304	36	539	342	100.6%	197	18
FULTON	17	10	2	29	17	141.7%	12	3
GALLIA	6	12	0	18	12	100.0%	6	1
GEAUGA	10	14	1	25	20	133.3%	5	0
GREENE	4	11	2	17	8	61.5%	9	2
GUERNSEY	2	1	1	4	3	150.0%	1	0
HAMILTON	97	55	6	158	96	157.4%	62	8
HANCOCK	8	7	0	15	10	142.9%	5	2
HARDIN	0	2	0	2	0	0.0%	2	0
HARRISON	0	1	0	1	1	100.0%	0	0
HENRY	1	1	0	2	0	0.0%	2	0
HIGHLAND	8	3	0	11	3	100.0%	8	5
HOCKING	4	1	0	5	4	400.0%	1	0
HOLMES	0	3	0	3	2	66.7%	1	0
HURON	2	3	0	5	4	133.3%	1	0
JACKSON	0	0	0	0	0	-	0	0
JEFFERSON	9	6	0	15	9	150.0%	6	2
KNOX	9	9	0	18	8	88.9%	10	2
LAKE	20	19	1	40	28	140.0%	12	2
LAWRENCE	5	4	0	9	3	75.0%	6	3
LICKING	5	14	2	21	12	75.0%	9	1
LOGAN	8	2	0	10	10	500.0%	0	0
LORAIN	0	1	0	1	0	0.0%	1	0

**COURTS OF COMMON PLEAS - GENERAL DIVISION**  
**ADMINISTRATIVE APPEAL OVERALL CASELOADS (continued)**  
**1999**

COUNTY	CASES PENDING JANUARY 1	NEW FILINGS	REACTIVATIONS AND TRANSFERS	TOTAL CASES	TOTAL TERMIN- ATIONS	CLEARANCE RATE	CASES PENDING DECEMBER 31	CASES PENDING BEYOND TIME GUIDELINES
LUCAS	59	41	3	103	56	127.3%	47	9
MADISON	0	3	1	4	3	75.0%	1	0
MAHONING	28	37	4	69	43	104.9%	26	2
MARION	4	9	0	13	9	100.0%	4	1
MEDINA	17	14	0	31	17	121.4%	14	0
MEIGS	2	5	0	7	3	60.0%	4	1
MERCER	1	2	0	3	2	100.0%	1	0
MIAMI	12	2	2	16	15	375.0%	1	0
MONROE	0	1	0	1	1	100.0%	0	0
MONTGOMERY	61	70	7	138	84	109.1%	54	22
MORGAN	0	0	0	0	0	-	0	0
MORROW	1	0	1	2	1	100.0%	1	1
MUSKINGUM	2	4	0	6	5	125.0%	1	0
NOBLE	0	3	0	3	1	33.3%	2	0
OTTAWA	14	8	0	22	17	212.5%	5	0
PAULDING	0	3	0	3	2	66.7%	1	0
PERRY	0	4	0	4	3	75.0%	1	0
PICKAWAY	4	5	0	9	4	80.0%	5	0
PIKE	0	2	0	2	1	50.0%	1	0
PORTAGE	25	18	0	43	22	122.2%	21	8
PREBLE	9	9	0	18	12	133.3%	6	1
PUTNAM	0	1	0	1	0	0.0%	1	0
RICHLAND	10	3	4	17	16	228.6%	1	0
ROSS	1	6	0	7	4	66.7%	3	1
SANDUSKY	3	2	0	5	4	200.0%	1	0
SCIOTO	5	5	0	10	4	80.0%	6	2
SENECA	1	2	0	3	2	100.0%	1	0
SHELBY	4	4	0	8	4	100.0%	4	0
STARK	13	44	7	64	49	96.1%	15	1
SUMMIT	62	88	3	153	89	97.8%	64	5
TRUMBULL	24	29	0	53	26	89.7%	27	9
TUSCARAWAS	2	3	0	5	0	0.0%	5	2
UNION	1	6	0	7	6	100.0%	1	0
VAN WERT	0	5	0	5	3	60.0%	2	0
VINTON	2	2	0	4	3	150.0%	1	0
WARREN	9	10	0	19	10	100.0%	9	2
WASHINGTON	4	5	0	9	7	140.0%	2	0
WAYNE	2	5	0	7	6	120.0%	1	0
WILLIAMS	0	2	0	2	0	0.0%	2	0
WOOD	3	8	2	13	8	80.0%	5	1
WYANDOT	1	1	0	2	2	200.0%	0	0
STATEWIDE	1,051	1,278	105	2,434	1,484	107.3%	950	190



**COURTS OF COMMON PLEAS - GENERAL DIVISION**  
**ADMINISTRATIVE APPEAL TERMINATIONS (continued)**  
**1999**

COUNTY	JURY TRIAL	COURT TRIAL	SETTLED OR DISMISSED		FOR WANT OF PROSECUTION	MAGISTRATE	DIVERSION OR ARBITRATION	DEFAULT	UNAVAILABILITY OF PARTY	TRANSFERRED OUT	PRIVATE JUDGE REFERRAL	BANKRUPTCY		TOTAL TERMINATIONS
			PRE TRIAL	MISSAL								STAY / INTER-LOCUTORY APPEAL	OTHER TERMINATIONS	
LUCAS	0	0	12	8	0	0	0	2	0	1	0	1	32	56
MADISON	0	1	1	0	0	0	0	0	0	0	0	0	1	3
MAHONING	0	0	4	3	0	35	0	0	0	0	0	0	1	43
MARION	0	0	2	1	1	0	0	0	0	1	0	0	4	9
MEDINA	0	1	6	4	0	0	0	0	0	1	0	0	5	17
MEIGS	0	2	0	0	1	0	0	0	0	0	0	0	0	3
MERCER	0	0	0	0	0	0	0	0	0	0	0	0	2	2
MIAMI	0	0	1	2	1	0	0	0	0	2	0	0	9	15
MONROE	0	0	0	0	0	0	0	0	0	0	0	0	1	1
MONTGOMERY	0	0	5	22	18	5	0	14	0	11	0	7	2	84
MORGAN	0	0	0	0	0	0	0	0	0	0	0	0	0	0
MORROW	0	0	0	0	0	0	0	0	0	1	0	0	0	1
MUSKINGUM	0	2	1	1	0	0	0	0	0	0	0	1	0	5
NOBLE	1	0	0	0	0	0	0	0	0	0	0	0	0	1
OTTAWA	0	1	1	2	0	0	0	0	0	0	0	0	13	17
PAULDING	0	2	0	0	0	0	0	0	0	0	0	0	0	2
PERRY	0	0	2	0	0	0	0	0	0	0	0	0	1	3
PICKAWAY	0	3	0	0	0	0	0	0	0	0	0	0	1	4
PIKE	0	0	0	0	0	0	0	0	0	0	0	0	1	1
PORTAGE	0	1	1	5	1	0	0	4	0	2	0	0	8	22
PREBLE	0	1	2	7	0	0	0	0	0	0	0	1	1	12
PUTNAM	0	0	0	0	0	0	0	0	0	0	0	0	0	0
RICHLAND	0	1	2	0	0	0	0	0	0	0	0	0	13	16
ROSS	0	0	0	1	0	0	0	0	0	0	0	0	3	4
SANDUSKY	0	0	0	1	0	0	1	0	0	0	0	0	2	4
SCIOTO	1	0	0	0	0	0	0	1	0	0	0	0	2	4
SENECA	0	0	1	0	0	0	0	0	0	0	0	0	1	2
SHELBY	0	0	2	0	0	0	0	0	0	0	0	0	2	4
STARK	0	1	10	12	2	0	0	0	0	1	0	3	20	49
SUMMIT	0	9	12	22	0	2	0	0	0	7	0	2	35	89
TRUMBULL	0	7	13	1	0	0	0	0	0	1	0	0	4	26
TUSCARAWA	0	0	0	0	0	0	0	0	0	0	0	0	0	0
UNION	0	1	0	3	0	0	0	0	0	0	0	0	2	6
VAN WERT	0	0	1	0	0	0	0	0	0	1	0	0	1	3
VINTON	0	2	0	0	0	0	0	0	0	0	0	0	1	3
WARREN	0	1	5	2	0	0	0	0	0	0	0	0	2	10
WASHINGTON	0	0	1	2	0	0	0	0	0	0	0	0	4	7
WAYNE	0	0	1	3	0	0	0	0	0	0	0	0	2	6
WILLIAMS	0	0	0	0	0	0	0	0	0	0	0	0	0	0
WOOD	0	0	2	1	1	0	0	0	0	3	0	0	1	8
WYANDOT	0	0	0	0	0	0	0	0	0	2	0	0	0	2
STATEWIDE	3	76	210	362	50	141	2	38	0	81	0	30	491	1,484

**COURTS OF COMMON PLEAS - GENERAL DIVISION**  
**COMPLEX LITIGATION OVERALL CASELOADS**  
**1999**

<u>COUNTY</u>	<u>CASES PENDING JANUARY 1</u>	<u>NEW FILINGS</u>	<u>REACTIVATIONS AND TRANSFERS</u>	<u>TOTAL CASES</u>	<u>TOTAL TERMIN- ATIONS</u>	<u>CLEARANCE RATE</u>	<u>CASES PENDING DECEMBER 31</u>	<u>CASES PENDING BEYOND TIME GUIDELINES</u>
ADAMS	0	0	0	0	0	-	0	0
ALLEN	2	0	1	3	2	200.0%	1	0
ASHLAND	0	0	0	0	0	-	0	0
ASHTABULA	2	0	0	2	0	-	2	1
ATHENS	1	0	1	2	1	100.0%	1	0
AUGLAIZE	0	0	1	1	0	0.0%	1	0
BELMONT	5	0	2	7	2	100.0%	5	0
BROWN	0	0	0	0	0	-	0	0
BUTLER	0	0	0	0	0	-	0	0
CARROLL	0	0	0	0	0	-	0	0
CHAMPAIGN	0	0	0	0	0	-	0	0
CLARK	0	0	1	1	0	0.0%	1	0
CLERMONT	0	0	0	0	0	-	0	0
CLINTON	0	0	0	0	0	-	0	0
COLUMBIANA	1	0	0	1	0	-	1	0
COSHOCTON	0	0	0	0	0	-	0	0
CRAWFORD	0	0	0	0	0	-	0	0
CUYAHOGA	19	0	15	34	20	133.3%	14	2
DARKE	0	0	0	0	0	-	0	0
DEFIANCE	0	0	0	0	0	-	0	0
DELAWARE	0	0	1	1	1	100.0%	0	0
ERIE	0	0	0	0	0	-	0	0
FAIRFIELD	0	0	0	0	0	-	0	0
FAYETTE	0	0	0	0	0	-	0	0
FRANKLIN	18	0	23	41	14	60.9%	27	6
FULTON	0	0	0	0	0	-	0	0
GALLIA	1	0	0	1	0	-	1	0
GEAUGA	1	0	0	1	1	-	0	0
GREENE	5	0	1	6	5	500.0%	1	0
GUERNSEY	3	0	4	7	4	100.0%	3	0
HAMILTON	7	0	15	22	15	100.0%	7	2
HANCOCK	0	0	0	0	0	-	0	0
HARDIN	0	0	1	1	1	100.0%	0	0
HARRISON	0	0	1	1	1	100.0%	0	0
HENRY	0	0	0	0	0	-	0	0
HIGHLAND	0	0	0	0	0	-	0	0
HOCKING	0	0	0	0	0	-	0	0
HOLMES	1	0	0	1	1	-	0	0
HURON	0	0	0	0	0	-	0	0
JACKSON	0	0	0	0	0	-	0	0
JEFFERSON	0	0	0	0	0	-	0	0
KNOX	0	0	0	0	0	-	0	0
LAKE	0	0	0	0	0	-	0	0
LAWRENCE	0	0	0	0	0	-	0	0
LICKING	1	0	0	1	1	-	0	0
LOGAN	1	0	0	1	0	-	1	0
LORAIN	13	0	9	22	13	144.4%	9	1

**COURTS OF COMMON PLEAS - GENERAL DIVISION**  
**COMPLEX LITIGATION OVERALL CASELOADS (continued)**  
**1999**

COUNTY	CASES PENDING JANUARY 1	NEW FILINGS	REACTIVATIONS AND TRANSFERS	TOTAL CASES	TOTAL TERMIN- ATIONS	CLEARANCE RATE	CASES PENDING DECEMBER 31	CASES PENDING BEYOND TIME GUIDELINES
LUCAS	7	0	33	40	3	9.1%	37	1
MADISON	0	0	0	0	0	-	0	0
MAHONING	0	0	0	0	0	-	0	0
MARION	0	0	0	0	0	-	0	0
MEDINA	0	0	0	0	0	-	0	0
MEIGS	0	0	0	0	0	-	0	0
MERCER	1	0	0	1	1	-	0	0
MIAMI	0	0	0	0	0	-	0	0
MONROE	0	0	0	0	0	-	0	0
MONTGOMERY	9	0	3	12	5	166.7%	7	2
MORGAN	0	0	0	0	0	-	0	0
MORROW	1	0	0	1	0	-	1	1
MUSKINGUM	0	0	0	0	0	-	0	0
NOBLE	0	0	0	0	0	-	0	0
OTTAWA	0	0	2	2	0	0.0%	2	0
PAULDING	0	0	0	0	0	-	0	0
PERRY	0	0	0	0	0	-	0	0
PICKAWAY	0	0	0	0	0	-	0	0
PIKE	0	0	0	0	0	-	0	0
PORTAGE	0	0	0	0	0	-	0	0
PREBLE	0	0	0	0	0	-	0	0
PUTNAM	0	0	0	0	0	-	0	0
RICHLAND	0	0	0	0	0	-	0	0
ROSS	1	0	0	1	0	-	1	1
SANDUSKY	0	0	0	0	0	-	0	0
SCIOTO	1	0	2	3	3	150.0%	0	0
SENECA	0	0	0	0	0	-	0	0
SHELBY	1	0	0	1	0	-	1	0
STARK	0	0	0	0	0	-	0	0
SUMMIT	2	0	0	2	0	-	2	0
TRUMBULL	3	0	3	6	3	100.0%	3	0
TUSCARAWAS	0	0	0	0	0	-	0	0
UNION	0	0	0	0	0	-	0	0
VAN WERT	0	0	0	0	0	-	0	0
VINTON	0	0	0	0	0	-	0	0
WARREN	0	0	0	0	0	-	0	0
WASHINGTON	0	0	0	0	0	-	0	0
WAYNE	0	0	1	1	1	100.0%	0	0
WILLIAMS	0	0	0	0	0	-	0	0
WOOD	2	0	0	2	2	-	0	0
WYANDOT	0	0	0	0	0	-	0	0
STATEWIDE	109	0	120	229	100	83.3%	129	17





**COURTS OF COMMON PLEAS - GENERAL DIVISION**  
**COMPLEX LITIGATION TERMINATIONS (continued)**  
**1999**

COUNTY	JURY TRIAL	SETTLED OR		DIS- MISSED	FOR WANT OF PROSECUTION	MAGISTRATE	DIVERSION OR ARBITRATION	DEFAULT	UNAVAILABILITY OF PARTY	TRANSFERRED OUT	PRIVATE JUDGE REFERRAL	BANKRUPTCY		TOTAL TERMINATIONS	
		COURT TRIAL	PRE TRIAL									STAY / INTER-LOCUTORY APPEAL	OTHER TERMINATIONS		
LUCAS	0	0	3	0	0	0	0	0	0	0	0	0	0	0	3
MADISON	0	0	0	0	0	0	0	0	0	0	0	0	0	0	0
MAHONING	0	0	0	0	0	0	0	0	0	0	0	0	0	0	0
MARION	0	0	0	0	0	0	0	0	0	0	0	0	0	0	0
MEDINA	0	0	0	0	0	0	0	0	0	0	0	0	0	0	0
MEIGS	0	0	0	0	0	0	0	0	0	0	0	0	0	0	0
MERCER	0	0	0	0	0	0	0	0	0	0	0	0	0	1	1
MIAMI	0	0	0	0	0	0	0	0	0	0	0	0	0	0	0
MONROE	0	0	0	0	0	0	0	0	0	0	0	0	0	0	0
MONTGOMERY	0	0	0	5	0	0	0	0	0	0	0	0	0	0	5
MORGAN	0	0	0	0	0	0	0	0	0	0	0	0	0	0	0
MORROW	0	0	0	0	0	0	0	0	0	0	0	0	0	0	0
MUSKINGUM	0	0	0	0	0	0	0	0	0	0	0	0	0	0	0
NOBLE	0	0	0	0	0	0	0	0	0	0	0	0	0	0	0
OTTAWA	0	0	0	0	0	0	0	0	0	0	0	0	0	0	0
PAULDING	0	0	0	0	0	0	0	0	0	0	0	0	0	0	0
PERRY	0	0	0	0	0	0	0	0	0	0	0	0	0	0	0
PICKAWAY	0	0	0	0	0	0	0	0	0	0	0	0	0	0	0
PIKE	0	0	0	0	0	0	0	0	0	0	0	0	0	0	0
PORTAGE	0	0	0	0	0	0	0	0	0	0	0	0	0	0	0
PREBLE	0	0	0	0	0	0	0	0	0	0	0	0	0	0	0
PUTNAM	0	0	0	0	0	0	0	0	0	0	0	0	0	0	0
RICHLAND	0	0	0	0	0	0	0	0	0	0	0	0	0	0	0
ROSS	0	0	0	0	0	0	0	0	0	0	0	0	0	0	0
SANDUSKY	0	0	0	0	0	0	0	0	0	0	0	0	0	0	0
SCIOTO	0	0	0	1	0	0	0	0	0	0	0	0	0	2	3
SENECA	0	0	0	0	0	0	0	0	0	0	0	0	0	0	0
SHELBY	0	0	0	0	0	0	0	0	0	0	0	0	0	0	0
STARK	0	0	0	0	0	0	0	0	0	0	0	0	0	0	0
SUMMIT	0	0	0	0	0	0	0	0	0	0	0	0	0	0	0
TRUMBULL	0	0	2	1	0	0	0	0	0	0	0	0	0	0	3
TUSCARAWA	0	0	0	0	0	0	0	0	0	0	0	0	0	0	0
UNION	0	0	0	0	0	0	0	0	0	0	0	0	0	0	0
VAN WERT	0	0	0	0	0	0	0	0	0	0	0	0	0	0	0
VINTON	0	0	0	0	0	0	0	0	0	0	0	0	0	0	0
WARREN	0	0	0	0	0	0	0	0	0	0	0	0	0	0	0
WASHINGTON	0	0	0	0	0	0	0	0	0	0	0	0	0	0	0
WAYNE	0	0	0	1	0	0	0	0	0	0	0	0	0	0	1
WILLIAMS	0	0	0	0	0	0	0	0	0	0	0	0	0	0	0
WOOD	0	0	2	0	0	0	0	0	0	0	0	0	0	0	2
WYANDOT	0	0	0	0	0	0	0	0	0	0	0	0	0	0	0
STATEWIDE	2	0	35	26	1	1	6	2	0	5	0	0	0	22	100

**COURTS OF COMMON PLEAS - GENERAL DIVISION**  
**OTHER CIVIL OVERALL CASELOADS**  
**1999**

<u>COUNTY</u>	<u>CASES PENDING JANUARY 1</u>	<u>NEW FILINGS</u>	<u>REACTIVATIONS AND TRANSFERS</u>	<u>TOTAL CASES</u>	<u>TOTAL TERMIN- ATIONS</u>	<u>CLEARANCE RATE</u>	<u>CASES PENDING DECEMBER 31</u>	<u>CASES PENDING BEYOND TIME GUIDELINES</u>
ADAMS	31	63	0	94	69	109.5%	25	2
ALLEN	128	194	20	342	221	103.3%	121	3
ASHLAND	64	81	1	146	101	123.2%	45	1
ASHTABULA	286	325	33	644	374	104.5%	270	21
ATHENS	124	234	2	360	256	108.5%	104	7
AUGLAIZE	14	46	2	62	46	95.8%	16	0
BELMONT	163	240	28	431	293	109.3%	138	11
BROWN	247	130	0	377	203	156.2%	174	75
BUTLER	449	859	31	1,339	677	76.1%	662	10
CARROLL	14	43	0	57	38	88.4%	19	0
CHAMPAIGN	53	79	1	133	61	76.3%	72	8
CLARK	286	211	7	504	245	112.4%	259	50
CLERMONT	390	463	21	874	423	87.4%	451	140
CLINTON	94	101	0	195	107	105.9%	88	12
COLUMBIANA	154	315	18	487	328	98.5%	159	0
COSHOCTON	44	101	6	151	116	108.4%	35	1
CRAWFORD	47	112	5	164	108	92.3%	56	2
CUYAHOGA	3,068	5,963	271	9,302	6,350	101.9%	2,952	77
DARKE	84	105	34	223	147	105.8%	76	1
DEFIANCE	34	87	1	122	61	69.3%	61	2
DELAWARE	112	185	7	304	202	105.2%	102	3
ERIE	221	230	12	463	240	99.2%	223	36
FAIRFIELD	186	259	10	455	235	87.4%	220	19
FAYETTE	82	68	0	150	70	102.9%	80	9
FRANKLIN	2,383	3,650	172	6,205	3,588	93.9%	2,617	65
FULTON	56	109	6	171	91	79.1%	80	1
GALLIA	50	110	0	160	102	92.7%	58	0
GEAUGA	139	207	29	375	223	94.5%	152	1
GREENE	154	224	12	390	235	99.6%	155	7
GUERNSEY	54	108	16	178	124	100.0%	54	0
HAMILTON	1,817	2,782	170	4,769	2,740	92.8%	2,029	98
HANCOCK	143	142	7	292	174	116.8%	118	11
HARDIN	74	72	1	147	97	132.9%	50	1
HARRISON	24	33	6	63	48	123.1%	15	1
HENRY	97	52	0	149	43	82.7%	106	0
HIGHLAND	229	143	0	372	157	109.8%	215	61
HOCKING	37	78	0	115	56	71.8%	59	0
HOLMES	24	134	9	167	116	81.1%	51	0
HURON	70	126	6	202	134	101.5%	68	0
JACKSON	71	91	1	163	100	108.7%	63	2
JEFFERSON	109	190	8	307	197	99.5%	110	6
KNOX	68	135	0	203	111	82.2%	92	4
LAKE	417	695	50	1,162	731	98.1%	431	8
LAWRENCE	136	156	12	304	176	104.8%	128	11
LICKING	144	320	23	487	340	99.1%	147	0
LOGAN	56	108	6	170	110	96.5%	60	0
LORAIN	584	1,140	29	1,753	1,142	97.7%	611	23

**COURTS OF COMMON PLEAS - GENERAL DIVISION**  
**OTHER CIVIL OVERALL CASELOADS (continued)**  
**1999**

COUNTY	CASES PENDING JANUARY 1	NEW FILINGS	REACTIVATIONS AND TRANSFERS	TOTAL CASES	TOTAL TERMIN- ATIONS	CLEARANCE RATE	CASES PENDING DECEMBER 31	CASES PENDING BEYOND TIME GUIDELINES
LUCAS	752	1,327	69	2,148	1,178	84.4%	970	17
MADISON	41	85	7	133	85	92.4%	48	0
MAHONING	723	1,226	102	2,051	1,430	107.7%	621	34
MARION	197	265	35	497	340	113.3%	157	6
MEDINA	314	419	15	748	374	86.2%	374	0
MEIGS	21	49	5	75	52	96.3%	23	0
MERCER	32	47	5	84	52	100.0%	32	3
MIAMI	95	174	18	287	194	101.0%	93	0
MONROE	43	138	1	182	130	93.5%	52	1
MONTGOMERY	526	1,501	64	2,091	1,385	88.5%	706	18
MORGAN	28	38	20	86	59	101.7%	27	0
MORROW	117	75	15	207	79	87.8%	128	49
MUSKINGUM	94	126	4	224	120	92.3%	104	11
NOBLE	48	52	3	103	41	74.5%	62	19
OTTAWA	91	121	0	212	102	84.3%	110	6
PAULDING	24	50	1	75	48	94.1%	27	0
PERRY	32	51	0	83	66	129.4%	17	0
PICKAWAY	67	121	2	190	122	99.2%	68	0
PIKE	39	72	1	112	65	89.0%	47	4
PORTAGE	382	454	0	836	464	102.2%	372	25
PREBLE	59	82	1	142	97	116.9%	45	0
PUTNAM	34	43	2	79	49	108.9%	30	0
RICHLAND	261	288	50	599	380	112.4%	219	5
ROSS	125	167	6	298	192	111.0%	106	14
SANDUSKY	56	96	8	160	101	97.1%	59	1
SCIOTO	156	232	3	391	223	94.9%	168	11
SENECA	68	147	28	243	196	112.0%	47	1
SHELBY	33	93	2	128	94	98.9%	34	0
STARK	337	828	96	1,261	932	100.9%	329	1
SUMMIT	1,114	1,741	106	2,961	1,862	100.8%	1,099	25
TRUMBULL	746	848	33	1,627	933	105.9%	694	46
TUSCARAWAS	206	239	22	467	299	114.6%	168	13
UNION	24	83	2	109	83	97.6%	26	0
VAN WERT	38	73	9	120	85	103.7%	35	0
VINTON	18	79	32	129	103	92.8%	26	0
WARREN	230	432	19	681	403	89.4%	278	7
WASHINGTON	75	163	1	239	164	100.0%	75	3
WAYNE	68	192	14	274	175	85.0%	99	0
WILLIAMS	39	82	0	121	72	87.8%	49	2
WOOD	85	215	15	315	229	99.6%	86	2
WYANDOT	14	46	3	63	38	77.6%	25	4
STATEWIDE	20,763	33,859	1,892	56,514	34,902	97.6%	21,612	1,118

88

**COURTS OF COMMON PLEAS - GENERAL DIVISION**  
**OTHER CIVIL TERMINATIONS**  
**1999**

COUNTY	JURY TRIAL	COURT TRIAL	SETTLED OR		FOR WANT OF PROSECUTION	MAGISTRATE	DIVERSION OR ARBITRATION	DEFAULT	UNAVAILABILITY OF PARTY	TRANSFERRED OUT	BANKRUPTCY		OTHER TERMINATIONS	TOTAL TERMINATIONS
			DISMISSED PRE TRIAL	DISMISSAL							PRIVATE JUDGE REFERRAL	STAY/INTERLOCUTORY APPEAL		
ADAMS	0	1	3	14	0	1	0	17	0	25	0	1	7	69
ALLEN	3	29	76	32	6	0	0	47	0	11	0	7	10	221
ASHLAND	3	10	11	20	0	0	0	18	0	22	0	5	12	101
ASHTABULA	1	5	130	65	0	1	3	85	1	31	3	8	41	374
ATHENS	4	5	33	55	1	0	0	48	0	7	0	1	102	256
AUGLAIZE	1	0	15	5	0	0	0	10	0	2	0	2	11	46
BELMONT	1	4	28	54	0	0	0	125	0	22	0	9	50	293
BROWN	2	5	26	33	9	0	1	68	0	2	0	6	51	203
BUTLER	4	8	164	100	6	0	12	102	1	31	1	9	239	677
CARROLL	0	2	13	2	0	0	0	17	0	1	0	2	1	38
CHAMPAIGN	1	1	26	0	0	0	4	14	0	1	0	4	10	61
CLARK	0	4	40	71	12	0	1	53	0	8	0	3	53	245
CLERMONT	5	53	90	159	1	0	19	56	2	16	1	11	10	423
CLINTON	0	0	49	7	0	0	0	0	0	3	0	2	46	107
COLUMBIANA	8	15	75	44	18	0	6	116	0	13	0	15	18	328
COSHOCTON	1	3	14	9	4	0	0	16	0	2	0	3	64	116
CRAWFORD	2	3	22	20	4	1	0	31	0	4	0	7	14	108
CUYAHOGA	56	9	13	3,629	7	97	133	1222	1	431	0	180	572	6,350
DARKE	1	0	20	41	6	0	1	54	0	2	0	10	12	147
DEFIANCE	0	16	17	10	2	0	0	11	0	2	0	1	2	61
DELAWARE	2	15	90	18	0	2	3	32	0	16	0	8	16	202
ERIE	7	4	131	7	0	0	0	27	0	10	0	5	49	240
FAIRFIELD	2	1	46	61	8	1	0	65	0	11	1	10	29	235
FAYETTE	0	3	11	18	5	0	0	0	0	0	0	0	33	70
FRANKLIN	32	22	575	1,023	96	112	11	878	0	186	0	171	482	3,588
FULTON	2	4	48	20	1	0	0	6	0	3	0	0	7	91
GALLIA	0	26	26	23	0	0	1	19	0	0	0	1	6	102
GEAUGA	0	6	92	23	3	6	4	42	0	14	2	10	21	223
GREENE	2	2	25	77	5	18	2	55	0	17	0	15	17	235
GUERNSEY	1	11	15	23	0	4	0	26	0	1	2	17	24	124
HAMILTON	18	49	1,173	434	155	153	34	265	0	162	3	56	238	2,740
HANCOCK	2	9	60	26	3	0	0	32	0	6	0	6	30	174
HARDIN	1	3	35	21	2	6	0	19	0	1	0	2	7	97
HARRISON	1	0	11	2	1	0	0	8	1	5	0	2	17	48
HENRY	0	2	17	10	0	0	0	12	1	0	0	0	1	43
HIGHLAND	2	21	50	36	0	0	0	23	0	3	0	5	17	157
HOCKING	1	9	28	11	0	1	0	0	0	0	0	6	0	56
HOLMES	0	2	17	15	0	1	0	62	1	4	0	4	10	116
HURON	0	2	45	15	1	2	1	29	0	7	0	1	31	134
JACKSON	1	7	16	27	2	0	0	13	0	2	0	5	27	100
JEFFERSON	0	5	40	43	2	0	4	48	0	5	0	11	39	197
KNOX	2	39	21	28	0	14	0	0	0	1	0	2	4	111
LAKE	5	15	114	256	12	8	20	149	0	37	0	46	69	731
LAWRENCE	4	6	21	43	11	9	0	52	0	19	0	4	7	176
LICKING	2	6	78	41	3	29	0	95	0	18	0	22	46	340
LOGAN	1	1	35	10	0	1	0	42	0	1	0	5	14	110
LORAIN	6	12	282	257	4	0	23	317	0	58	0	37	146	1,142

**COURTS OF COMMON PLEAS - GENERAL DIVISION**  
**OTHER CIVIL TERMINATIONS (continued)**  
**1999**

COUNTY	JURY TRIAL	COURT TRIAL	SETTLED OR		FOR WANT OF PROSECUTION	MAGISTRATE	DIVERSION OR ARBITRATION	DEFAULT	UNAVAILABILITY OF PARTY	TRANSFERRED OUT	BANKRUPTCY		OTHER TERMINATIONS	TOTAL TERMINATIONS
			DISMISSED PRE TRIAL	DISMISSAL							PRIVATE JUDGE REFERRAL	STAY/INTERLOCUTORY APPEAL		
LUCAS	8	7	361	262	7	0	1	243	0	57	1	40	191	1,178
MADISON	1	9	20	17	1	0	1	16	0	2	0	4	14	85
MAHONING	10	51	239	251	1	54	21	447	0	82	0	65	209	1,430
MARION	0	7	128	35	16	0	1	80	0	13	0	9	51	340
MEDINA	14	9	199	21	0	17	13	40	0	22	0	11	28	374
MEIGS	0	12	3	14	6	0	0	9	0	2	0	2	4	52
MERCER	0	0	21	2	3	0	6	10	0	0	0	2	8	52
MIAMI	2	14	41	35	5	0	1	33	0	20	0	6	37	194
MONROE	0	1	4	20	0	0	0	10	0	0	0	0	95	130
MONTGOMER	1	0	113	399	188	70	7	505	5	45	0	31	21	1,385
MORGAN	1	8	8	19	4	0	0	9	0	2	0	0	8	59
MORROW	1	4	9	22	0	0	0	14	0	16	0	8	5	79
MUSKINGUM	1	4	26	40	0	0	0	29	0	4	0	9	7	120
NOBLE	1	2	0	31	0	0	0	4	0	0	0	0	3	41
OTTAWA	0	12	30	18	0	6	0	7	0	1	0	0	28	102
PAULDING	1	1	16	3	0	0	0	24	0	2	0	0	1	48
PERRY	0	1	35	0	0	0	0	22	0	0	0	1	7	66
PICKAWAY	1	11	6	49	0	0	0	6	0	3	0	4	42	122
PIKE	1	0	6	11	0	0	0	24	0	0	0	2	21	65
PORTAGE	3	11	53	144	21	18	22	118	0	21	1	4	48	464
PREBLE	5	2	12	41	0	0	0	23	0	4	0	5	5	97
PUTNAM	1	12	18	1	0	0	0	4	0	4	1	1	7	49
RICHLAND	4	7	194	5	14	14	0	71	0	8	0	8	55	380
ROSS	4	5	23	59	0	1	1	53	0	6	0	14	26	192
SANDUSKY	0	0	21	18	0	0	4	8	0	3	0	0	47	101
SCIOTO	3	2	48	52	4	0	0	61	0	6	0	4	43	223
SENECA	2	8	61	30	0	0	6	31	0	13	1	4	40	196
SHELBY	0	4	10	14	16	0	0	34	0	4	0	2	10	94
STARK	13	13	282	124	35	26	26	207	4	79	0	36	87	932
SUMMIT	32	23	577	292	26	39	47	344	0	139	0	65	278	1,862
TRUMBULL	18	44	451	21	5	11	2	94	0	52	0	38	197	933
TUSCARAWAS	6	7	112	0	0	0	0	83	0	14	0	16	61	299
UNION	0	6	10	20	0	0	0	24	0	3	0	6	14	83
VAN WERT	0	1	43	0	7	0	2	16	0	4	2	1	9	85
VINTON	0	14	14	6	0	0	0	34	0	0	0	4	31	103
WARREN	3	19	163	16	0	0	2	80	0	4	0	18	98	403
WASHINGTON	3	14	40	32	1	0	0	52	1	4	0	4	13	164
WAYNE	4	7	62	19	1	0	0	36	0	4	0	13	29	175
WILLIAMS	0	0	25	18	0	0	0	16	0	5	0	2	6	72
WOOD	0	6	98	24	3	0	3	45	0	18	0	4	28	229
WYANDOT	2	2	4	13	1	3	0	6	0	0	0	1	6	38
STATEWIDE	333	815	7,553	9,136	755	726	449	7,398	18	1,889	19	1,181	4,630	34,902

88

**COURTS OF COMMON PLEAS - GENERAL DIVISION**  
**TOTAL CIVIL OVERALL CASELOADS**  
**1999**

<u>COUNTY</u>	<u>CASES PENDING JANUARY 1</u>	<u>NEW FILINGS</u>	<u>REACTIVATIONS AND TRANSFERS</u>	<u>TOTAL CASES</u>	<u>TOTAL TERMIN- ATIONS</u>	<u>CLEARANCE RATE</u>	<u>CASES PENDING DECEMBER 31</u>	<u>CASES PENDING BEYOND TIME GUIDELINES</u>
ADAMS	82	164	1	247	172	104.2%	75	3
ALLEN	581	903	149	1633	943	89.6%	690	18
ASHLAND	226	221	3	450	281	125.4%	169	23
ASHTABULA	717	926	93	1,736	997	97.8%	739	64
ATHENS	227	356	5	588	383	106.1%	205	11
AUGLAIZE	77	218	13	308	209	90.5%	99	0
BELMONT	390	515	61	966	586	101.7%	380	34
BROWN	445	323	7	775	411	124.5%	364	138
BUTLER	1,618	2,689	84	4,391	2,293	82.7%	2,098	104
CARROLL	51	126	2	179	119	93.0%	60	0
CHAMPAIGN	149	216	6	371	211	95.0%	160	30
CLARK	938	1,027	42	2,007	1,019	95.3%	988	149
CLERMONT	935	1,240	71	2,246	1,179	89.9%	1,067	214
CLINTON	232	252	4	488	263	102.7%	225	31
COLUMBIANA	491	853	52	1,396	849	93.8%	547	2
COSHOCTON	107	214	10	331	222	99.1%	109	2
CRAWFORD	161	281	17	459	295	99.0%	164	6
CUYAHOGA	10,878	21,108	1,223	33,209	22,672	101.5%	10,537	422
DARKE	182	230	85	497	331	105.1%	166	4
DEFIANCE	172	237	4	413	215	89.2%	198	11
DELAWARE	279	478	31	788	503	98.8%	285	5
ERIE	649	577	41	1,267	664	107.4%	603	106
FAIRFIELD	473	671	20	1,164	612	88.6%	552	52
FAYETTE	189	179	2	370	175	96.7%	195	30
FRANKLIN	7,005	10,926	739	18,670	11,127	95.4%	7,543	208
FULTON	147	208	12	367	203	92.3%	164	5
GALLIA	103	197	0	300	181	91.9%	119	5
GEAUGA	401	604	63	1,068	633	94.9%	435	4
GREENE	496	815	73	1,384	824	92.8%	560	22
GUERNSEY	133	252	30	415	291	103.2%	124	1
HAMILTON	5,613	8,034	520	14,167	8,490	99.3%	5,677	328
HANCOCK	342	401	24	767	439	103.3%	328	34
HARDIN	127	148	3	278	182	120.5%	96	11
HARRISON	61	75	10	146	107	125.9%	39	1
HENRY	188	144	0	332	107	74.3%	225	0
HIGHLAND	301	279	0	580	253	90.7%	327	90
HOCKING	91	169	0	260	144	85.2%	116	0
HOLMES	54	199	13	266	170	80.2%	96	0
HURON	216	347	23	586	357	96.5%	229	2
JACKSON	166	224	11	401	243	103.4%	158	9
JEFFERSON	357	481	32	870	528	102.9%	342	24
KNOX	237	382	1	620	348	90.9%	272	28
LAKE	1,245	1,927	134	3,306	2,055	99.7%	1,251	27
LAWRENCE	311	374	25	710	419	105.0%	291	24
LICKING	468	829	83	1,380	926	101.5%	454	9
LOGAN	182	297	32	511	310	94.2%	201	0
LORAIN	1,668	2,744	113	4,525	2,869	100.4%	1,656	90

**COURTS OF COMMON PLEAS - GENERAL DIVISION**  
**TOTAL CIVIL OVERALL CASELOADS (continued)**  
**1999**

<u>COUNTY</u>	<u>CASES PENDING JANUARY 1</u>	<u>NEW FILINGS</u>	<u>REACTIVATIONS AND TRANSFERS</u>	<u>TOTAL CASES</u>	<u>TOTAL TERMIN- ATIONS</u>	<u>CLEARANCE RATE</u>	<u>CASES PENDING DECEMBER 31</u>	<u>CASES PENDING BEYOND TIME GUIDELINES</u>
LUCAS	3,598	4,854	281	8,733	4,841	94.3%	3,892	90
MADISON	102	219	23	344	218	90.1%	126	2
MAHONING	2,487	3,143	391	6,021	3,621	102.5%	2,400	193
MARION	451	581	84	1,116	737	110.8%	379	33
MEDINA	798	1,040	42	1,880	1,024	94.6%	856	0
MEIGS	56	143	9	208	138	90.8%	70	3
MERCER	94	139	17	250	157	100.6%	93	7
MIAMI	323	505	32	860	558	103.9%	302	3
MONROE	71	171	4	246	171	97.7%	75	1
MONTGOMERY	3,344	5,801	495	9,640	6,173	98.0%	3,467	163
MORGAN	44	77	32	153	109	100.0%	44	1
MORROW	290	271	26	587	199	67.0%	388	149
MUSKINGUM	297	457	7	761	440	94.8%	321	22
NOBLE	64	82	5	151	65	74.7%	86	19
OTTAWA	257	278	4	539	264	93.6%	275	16
PAULDING	81	123	2	206	128	102.4%	78	0
PERRY	69	187	1	257	198	105.3%	59	0
PICKAWAY	142	277	2	421	261	93.5%	160	0
PIKE	135	182	5	322	171	91.4%	151	12
PORTAGE	967	1,092	0	2,059	1,083	99.2%	976	103
PREBLE	130	251	9	390	262	100.8%	128	4
PUTNAM	61	102	2	165	99	95.2%	66	2
RICHLAND	759	917	114	1,790	1,025	99.4%	765	21
ROSS	328	485	20	833	504	99.8%	329	47
SANDUSKY	183	272	20	475	290	99.3%	185	1
SCIOTO	423	583	6	1,012	520	88.3%	492	45
SENECA	215	328	58	601	454	117.6%	147	1
SHELBY	121	292	9	422	303	100.7%	119	0
STARK	1,245	2,977	362	4,584	3,297	98.7%	1,287	3
SUMMIT	3,257	5,301	382	8,940	5,500	96.8%	3,440	80
TRUMBULL	2,133	2,414	142	4,689	2,718	106.3%	1,971	108
TUSCARAWAS	518	546	70	1,134	709	115.1%	425	44
UNION	88	221	13	322	238	101.7%	84	0
VAN WERT	100	156	20	276	180	102.3%	96	3
VINTON	49	121	39	209	145	90.6%	64	0
WARREN	586	999	52	1,637	964	91.7%	673	39
WASHINGTON	192	329	1	522	327	99.1%	195	4
WAYNE	286	518	38	842	522	93.9%	320	1
WILLIAMS	96	196	11	303	188	90.8%	115	5
WOOD	326	607	45	978	610	93.6%	368	7
WYANDOT	60	108	6	174	97	85.1%	77	10
STATEWIDE	64,987	101,405	6,848	173,240	106,318	98.2%	66,922	3,623

88

**COURTS OF COMMON PLEAS - GENERAL DIVISION**

**TOTAL CIVIL TERMINATIONS**

**1999**

COUNTY	JURY TRIAL	COURT TRIAL	SETTLED OR		FOR WANT OF PROSECUTION	MAGISTRATE	DIVERSION OR ARBITRATION	DEFAULT	UNAVAILABILITY OF PARTY	TRANSFERRED OUT	PRIVATE JUDGE REFERRAL	BANKRUPTCY		OTHER TERMINATIONS	TOTAL TERMINATIONS
			DISMISSED PRE TRIAL	DISMISSAL								STAY/INTERLOCUTORY APPEAL			
ADAMS	1	1	11	49	0	1	0	47	0	43	0	4	15	172	
ALLEN	19	54	333	167	15	0	0	52	0	49	0	56	198	943	
ASHLAND	7	16	82	62	0	0	0	20	0	38	0	10	46	281	
ASHTABULA	11	10	304	231	1	1	7	227	1	79	3	35	87	997	
ATHENS	6	5	56	104	3	0	0	71	0	9	0	6	123	383	
AUGLAIZE	1	1	55	43	2	0	0	65	0	5	0	7	30	209	
BELMONT	3	4	111	147	3	0	0	198	0	31	0	15	74	586	
BROWN	2	10	43	112	19	0	3	142	0	4	0	20	56	411	
BUTLER	30	10	643	596	21	0	43	452	1	84	2	47	364	2,293	
CARROLL	0	3	58	2	0	0	0	35	0	1	0	16	4	119	
CHAMPAIGN	5	1	112	0	0	0	7	62	1	1	0	9	13	211	
CLARK	17	12	244	256	30	0	1	283	0	27	0	33	116	1,019	
CLERMONT	21	73	225	502	1	0	40	219	2	33	2	46	15	1,179	
CLINTON	5	0	140	13	2	0	0	0	0	6	0	8	89	263	
COLUMBIANA	21	16	226	133	68	0	10	271	0	26	0	38	40	849	
COSHOCTON	3	4	40	37	7	0	0	55	0	2	0	7	67	222	
CRAWFORD	5	3	77	46	4	1	1	107	0	8	0	20	23	295	
CUYAHOGA	366	23	71	11,528	42	5,178	784	1,657	1	1,730	0	327	965	22,672	
DARKE	3	0	58	106	8	0	1	101	0	2	0	28	24	331	
DEFIANCE	4	43	88	44	7	0	0	13	0	3	0	7	6	215	
DELAWARE	5	24	223	60	0	2	3	104	1	32	0	24	25	503	
ERIE	20	7	401	37	2	1	0	94	0	18	0	6	78	664	
FAIRFIELD	12	1	129	203	17	1	0	143	0	20	1	46	39	612	
FAYETTE	2	4	24	41	14	0	0	0	0	0	0	1	89	175	
FRANKLIN	135	34	1,911	3,604	235	238	55	2,627	0	429	0	591	1,268	11,127	
FULTON	4	6	128	40	2	0	0	11	0	4	0	0	8	203	
GALLIA	5	33	60	37	0	0	1	35	0	2	0	2	6	181	
GEAUGA	6	15	286	71	10	6	12	87	0	28	2	33	77	633	
GREENE	5	2	76	301	11	31	39	226	0	39	0	52	42	824	
GUERNSEY	2	11	42	62	0	4	0	88	2	3	2	35	40	291	
HAMILTON	104	69	3,792	1,072	549	1,077	167	686	0	373	6	200	395	8,490	
HANCOCK	5	12	158	106	5	0	0	65	0	21	0	22	45	439	
HARDIN	1	4	55	53	3	8	0	25	1	2	0	11	19	182	
HARRISON	3	0	30	7	3	0	0	23	1	10	0	4	26	107	
HENRY	1	4	44	26	0	0	0	30	1	0	0	0	1	107	
HIGHLAND	2	31	63	73	0	0	0	40	0	3	0	16	25	253	
HOCKING	1	14	68	45	0	1	0	0	0	1	0	13	1	144	
HOLMES	0	5	37	30	0	1	0	75	1	4	0	5	12	170	
HURON	5	6	131	53	2	2	1	78	0	12	0	7	60	357	
JACKSON	2	12	32	99	2	0	0	44	0	2	0	10	40	243	
JEFFERSON	1	5	154	131	5	0	5	91	0	11	0	18	107	528	
KNOX	5	138	64	101	0	14	0	0	0	1	0	11	14	348	
LAKE	31	25	330	887	29	13	51	351	0	78	0	105	155	2,055	
LAWRENCE	14	8	91	107	19	9	0	107	0	36	0	8	20	419	
LICKING	13	10	249	163	4	29	0	265	0	37	0	70	86	926	
LOGAN	7	7	93	57	0	1	0	94	0	2	1	27	21	310	
LORAIN	44	16	875	645	6	0	64	694	0	134	0	126	265	2,869	



**COURTS OF COMMON PLEAS - GENERAL DIVISION**  
**TOTAL CIVIL TERMINATIONS (continued)**  
**1999**

COUNTY	JURY TRIAL	COURT TRIAL	SETTLED OR		FOR WANT OF PROSECUTION	MAGISTRATE	DIVERSION OR ARBITRATION	DEFAULT	UNAVAILABILITY OF PARTY	TRANSFERRED OUT	BANKRUPTCY		OTHER TERMINATIONS	TOTAL TERMINATIONS
			DISMISSED PRE TRIAL	DISMISSAL							PRIVATE JUDGE REFERRAL	STAY/INTERLOCUTORY APPEAL		
LUCAS	66	11	1,600	1,098	36	0	3	1,152	0	146	1	157	571	4,841
MADISON	2	11	66	45	1	0	1	37	0	2	1	12	40	218
MAHONING	57	51	1,003	719	2	99	49	872	4	225	0	190	350	3,621
MARION	3	9	212	121	30	0	1	208	0	21	0	27	105	737
MEDINA	28	11	561	67	3	17	23	149	0	42	0	32	91	1,024
MEIGS	2	20	4	38	16	0	1	43	0	5	0	5	4	138
MERCER	1	0	66	4	21	0	10	33	0	1	0	8	13	157
MIAMI	12	15	139	129	12	0	1	120	0	32	0	24	74	558
MONROE	0	1	16	32	0	0	0	20	0	0	0	1	101	171
MONTGOMERY	75	4	1,077	1,796	399	133	141	1,920	15	213	0	223	177	6,173
MORGAN	3	14	8	34	6	0	1	25	0	2	0	0	16	109
MORROW	2	4	21	72	0	0	0	48	0	27	0	13	12	199
MUSKINGUM	7	7	81	165	0	0	0	131	0	10	0	23	16	440
NOBLE	2	3	1	45	0	0	0	7	0	0	0	0	7	65
OTTAWA	3	13	83	51	4	6	0	41	0	8	0	0	55	264
PAULDING	3	3	66	9	0	0	0	43	0	2	0	1	1	128
PERRY	0	1	100	0	0	0	0	76	0	0	0	6	15	198
PICKAWAY	4	16	11	119	0	0	0	8	0	3	0	12	88	261
PIKE	3	0	23	56	0	0	0	46	0	1	0	2	40	171
PORTAGE	18	14	193	365	31	34	48	236	0	47	7	12	78	1,083
PREBLE	7	4	20	127	0	0	0	65	0	5	0	25	9	262
PUTNAM	2	18	49	1	0	0	0	13	0	5	1	1	9	99
RICHLAND	22	12	530	24	23	17	3	152	1	14	0	30	197	1,025
ROSS	7	9	83	165	0	1	1	137	0	14	0	33	54	504
SANDUSKY	4	1	97	66	0	0	7	19	0	12	0	6	78	290
SCIOTO	10	2	109	160	7	0	0	136	0	14	0	19	63	520
SENECA	10	10	152	75	0	0	6	65	0	30	1	9	96	454
SHELBY	9	5	56	49	59	0	2	84	0	6	0	9	24	303
STARK	69	21	962	383	166	78	111	865	5	268	0	146	223	3,297
SUMMIT	130	46	1,928	920	60	63	149	940	2	351	4	222	685	5,500
TRUMBULL	53	345	1,423	74	7	14	5	125	0	154	0	154	364	2,718
TUSCARAWAS	20	12	324	1	0	0	0	155	0	52	0	35	110	709
UNION	2	13	34	74	1	0	0	45	0	6	0	22	41	238
VAN WERT	1	1	83	0	11	0	2	35	0	10	16	2	19	180
VINTON	1	16	27	14	0	0	0	49	0	0	0	6	32	145
WARREN	17	23	472	44	0	0	2	160	0	5	0	46	195	964
WASHINGTON	8	20	109	61	1	0	0	77	1	12	0	14	24	327
WAYNE	14	17	232	72	4	0	1	84	1	15	0	26	56	522
WILLIAMS	3	0	76	39	0	0	0	52	0	5	0	6	7	188
WOOD	6	6	286	70	7	0	8	99	1	53	0	16	58	610
WYANDOT	3	2	22	26	2	3	0	21	0	4	0	2	12	97
STATEWIDE	1,654	1,583	24,928	29,699	2,060	7,084	1,871	18,753	43	5,305	50	3,759	9,529	106,318

88

**COURTS OF COMMON PLEAS-GENERAL DIVISION**  
**CRIMINAL OVERALL CASELOADS**  
**1999**

<i>COUNTY</i>	<i>CASES PENDING JANUARY 1</i>	<i>NEW FILINGS</i>	<i>REACTIVATIONS AND TRANSFERS</i>	<i>TOTAL CASES</i>	<i>TOTAL TERMIN- ATIONS</i>	<i>CLEARANCE RATE</i>	<i>CASES PENDING DECEMBER 31</i>	<i>CASES PENDING BEYOND TIME GUIDELINES</i>
ADAMS	23	110	1	134	101	91.0%	33	1
ALLEN	75	346	3	424	349	100.0%	75	2
ASHLAND	38	134	0	172	122	91.0%	50	5
ASHTABULA	133	197	13	343	237	112.9%	106	29
ATHENS	100	188	1	289	201	106.3%	88	19
AUGLAIZE	35	136	5	176	141	100.0%	35	1
BELMONT	51	238	19	308	242	94.2%	66	12
BROWN	106	134	3	243	131	95.6%	112	45
BUTLER	256	1,027	247	1,530	1,231	96.6%	299	26
CARROLL	27	87	3	117	107	118.9%	10	0
CHAMPAIGN	64	233	25	322	235	91.1%	87	2
CLARK	186	750	55	991	776	96.4%	215	14
CLERMONT	194	529	25	748	532	96.0%	216	49
CLINTON	89	157	0	246	169	107.6%	77	17
COLUMBIANA	112	263	31	406	227	77.2%	179	25
COSHOCTON	46	58	2	106	88	146.7%	18	2
CRAWFORD	50	135	5	190	157	112.1%	33	2
CUYAHOGA	2,739	15,012	1,015	18,766	15,195	94.8%	3,571	318
DARKE	105	120	56	281	195	110.8%	86	0
DEFIANCE	65	240	3	308	250	102.9%	58	0
DELAWARE	125	356	36	517	429	109.4%	88	3
ERIE	42	445	34	521	498	104.0%	23	1
FAIRFIELD	92	289	36	417	308	94.8%	109	18
FAYETTE	101	141	0	242	139	98.6%	103	0
FRANKLIN	2,687	6,763	2,173	11,623	9,221	103.2%	2,402	195
FULTON	49	156	0	205	148	94.9%	57	0
GALLIA	52	124	0	176	127	102.4%	49	6
GEAUGA	46	136	13	195	143	96.0%	52	0
GREENE	139	657	21	817	535	78.9%	282	4
GUERNSEY	39	132	11	182	135	94.4%	47	6
HAMILTON	1,544	6,798	540	8,882	7,171	97.7%	1,711	25
HANCOCK	124	231	11	366	236	97.5%	130	29
HARDIN	41	64	0	105	70	109.4%	35	1
HARRISON	13	47	2	62	55	112.2%	7	2
HENRY	48	75	1	124	67	88.2%	57	0
HIGHLAND	51	166	0	217	173	104.2%	44	6
HOCKING	77	173	5	255	159	89.3%	96	0
HOLMES	25	93	55	173	148	100.0%	25	0
HURON	44	147	8	199	124	80.0%	75	6
JACKSON	45	74	4	123	56	71.8%	67	28
JEFFERSON	50	181	37	268	218	100.0%	50	6
KNOX	29	89	0	118	90	101.1%	28	8
LAKE	137	429	50	616	485	101.3%	131	5
LAWRENCE	16	146	114	276	265	101.9%	11	6
LICKING	96	451	42	589	483	98.0%	106	1
LOGAN	64	152	20	236	160	93.0%	76	0
LORAIN	848	1,659	112	2,619	1,570	88.7%	1,049	336

**COURTS OF COMMON PLEAS-GENERAL DIVISION**

CRIMINAL OVERALL CASELOADS (continued)

1999

COUNTY	CASES PENDING JANUARY <sup>1</sup>	NEW FILINGS	REACTIVATIONS AND TRANSFERS	TOTAL CASES	TOTAL TERMIN- ATIONS	CLEARANCE RATE	CASES PENDING DECEMBER <sup>31</sup>	CASES PENDING BEYOND TIME GUIDELINES
LUCAS	529	1,985	198	2,712	2,197	100.6%	515	10
MADISON	34	98	23	155	128	105.8%	27	1
MAHONING	371	857	259	1,487	1,057	94.7%	430	142
MARION	98	322	47	467	388	105.1%	79	1
MEDINA	132	427	32	591	483	105.2%	108	0
MEIGS	18	43	5	66	45	93.8%	21	0
MERCER	27	133	5	165	127	92.0%	38	0
MIAMI	94	278	12	384	309	106.6%	75	0
MONROE	34	74	0	108	37	50.0%	71	28
MONTGOMERY	963	4,257	581	5,801	4,796	99.1%	1,005	112
MORGAN	15	74	9	98	67	80.7%	31	0
MORROW	73	129	89	291	212	97.2%	79	29
MUSKINGUM	89	221	15	325	248	105.1%	77	3
NOBLE	19	65	18	102	65	78.3%	37	4
OTTAWA	69	188	1	258	141	74.6%	117	17
PAULDING	18	67	0	85	70	104.5%	15	0
PERRY	12	72	1	85	65	89.0%	20	0
PICKAWAY	78	181	0	259	201	111.0%	58	4
PIKE	66	111	0	177	117	105.4%	60	10
PORTAGE	66	351	0	417	349	99.4%	68	8
PREBLE	57	159	0	216	185	116.4%	31	1
PUTNAM	13	48	0	61	48	100.0%	13	0
RICHLAND	239	553	163	955	734	102.5%	221	4
ROSS	82	280	19	381	268	89.6%	113	21
SANDUSKY	73	212	11	296	238	106.7%	58	4
SCIOTO	77	381	1	459	344	90.1%	115	16
SENECA	167	318	41	526	409	113.9%	117	6
SHELBY	107	221	7	335	264	115.8%	71	0
STARK	176	1,289	53	1,518	1,306	97.3%	212	0
SUMMIT	781	3,345	340	4,466	3,686	100.0%	780	16
TRUMBULL	145	595	13	753	593	97.5%	160	15
TUSCARAWAS	185	231	40	456	334	123.2%	122	25
UNION	22	94	33	149	115	90.6%	34	0
VAN WERT	29	124	61	214	187	101.1%	27	1
VINTON	20	84	28	132	91	81.3%	41	0
WARREN	128	400	30	558	419	97.4%	139	5
WASHINGTON	68	460	2	530	441	95.5%	89	10
WAYNE	112	256	12	380	268	100.0%	112	1
WILLIAMS	45	155	7	207	189	116.7%	18	0
WOOD	65	229	9	303	210	88.2%	93	3
WYANDOT	27	48	4	79	52	100.0%	27	5
STATEWIDE	16,541	59,683	7,006	83,230	65,382	98.0%	17,848	1,763

**COURTS OF COMMON PLEAS-GENERAL DIVISION**

CRIMINAL TERMINATIONS

1999

COUNTY	JURY TRIAL	COURT TRIAL	SETTLED OR		DISMISSAL FOR LACK OF SPEEDY TRIAL	DIVERSION OR ARBITRATION	-- GUILTY OR NO -- CONTEST PLEA TO:		UNAVAILABILITY OF PARTY	TRANSFERRED OUT	BANKRUPTCY	OTHER TERMINATIONS
			DISMISSED PRE TRIAL	DISMISSAL			LOCUTORY APPEAL					
ADAMS	0	0	0	13	1	0	29	43	6	4	0	5
ALLEN	10	2	0	13	0	0	259	45	10	5	0	5
ASHLAND	8	0	0	14	0	0	16	65	9	9	0	1
ASHTABULA	27	0	5	16	1	1	75	88	15	2	0	7
ATHENS	10	0	0	12	3	19	111	23	5	5	0	13
AUGLAIZE	2	0	0	14	0	1	39	69	7	8	0	1
BELMONT	7	0	0	34	0	0	101	28	6	52	0	14
BROWN	8	6	2	6	1	0	42	44	9	0	0	13
BUTLER	57	8	8	10	0	5	319	597	114	92	0	21
CARROLL	1	0	2	1	0	0	66	33	3	1	0	0
CHAMPAIGN	16	2	0	37	0	0	38	89	31	11	0	11
CLARK	25	0	0	80	0	0	168	440	49	7	0	7
CLERMONT	23	6	0	26	0	2	357	89	12	14	1	2
CLINTON	10	0	12	1	0	0	114	24	7	0	0	1
COLUMBIANA	9	7	0	10	0	0	133	27	23	7	3	8
COSHOCTON	4	1	1	6	0	0	47	25	2	0	0	2
CRAWFORD	3	0	0	20	0	8	78	46	1	0	0	1
CUYAHOGA	295	128	406	914	11	392	3,298	8,759	792	98	1	101
DARKE	3	0	4	17	1	2	120	28	9	2	0	9
DEFIANCE	3	1	0	14	0	0	198	23	8	0	0	3
DELAWARE	14	8	97	18	0	0	173	87	20	9	0	3
ERIE	5	0	0	27	0	0	62	232	23	104	0	45
FAIRFIELD	5	2	29	13	0	10	123	73	22	6	1	24
FAYETTE	6	1	0	18	0	0	27	85	0	0	0	2
FRANKLIN	177	27	456	20	9	131	1,450	4,325	1,026	1,547	6	47
FULTON	2	0	5	7	0	0	26	59	0	0	0	49
GALLIA	1	0	0	15	4	2	33	55	13	1	0	3
GEAUGA	3	1	5	3	0	0	55	61	11	3	1	0
GREENE	10	1	13	18	0	0	445	28	16	3	0	1
GUERNSEY	3	0	2	6	0	1	76	15	10	12	3	7
HAMILTON	130	256	25	277	21	231	3,155	1,455	789	595	2	235
HANCOCK	8	2	4	9	1	15	154	17	8	8	0	10
HARDIN	1	1	0	4	0	0	13	47	3	0	0	1
HARRISON	0	0	0	7	0	0	39	1	2	4	2	0
HENRY	1	0	0	4	0	0	53	9	0	0	0	0
HIGHLAND	1	0	0	12	0	0	72	76	1	0	0	11
HOCKING	0	0	1	22	0	0	40	89	7	0	0	0
HOLMES	8	24	2	15	0	0	57	7	7	0	2	26
HURON	8	0	0	10	0	3	26	72	3	1	0	1
JACKSON	4	0	0	10	1	0	33	2	4	1	0	1
JEFFERSON	10	0	0	10	0	0	11	123	4	21	1	38
KNOX	2	12	0	1	0	0	57	5	3	2	0	8
LAKE	20	1	4	16	0	0	247	149	31	8	1	8
LAWRENCE	4	0	0	25	0	0	106	10	83	36	0	1
LICKING	20	4	21	24	1	21	327	5	25	9	1	25
LOGAN	2	0	0	15	0	39	48	32	4	2	0	18
LORAIN	54	9	0	25	0	1	1,140	121	160	35	0	25

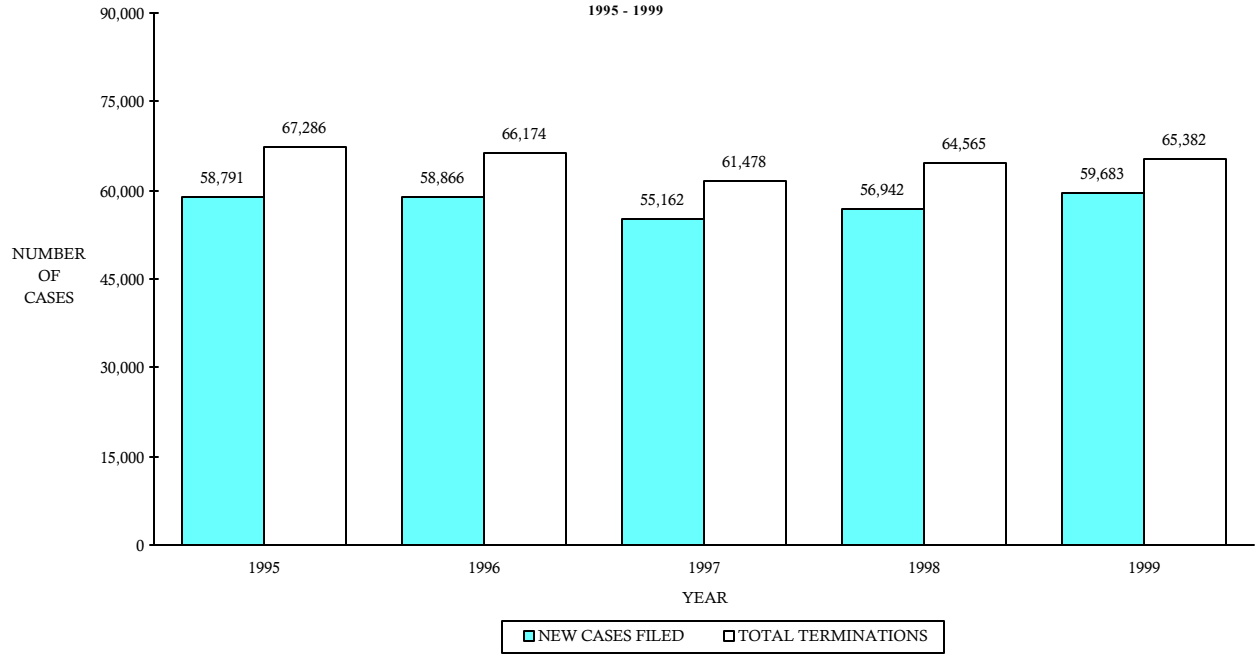
**COURTS OF COMMON PLEAS-GENERAL DIVISION**

*CRIMINAL TERMINATIONS (continued)*

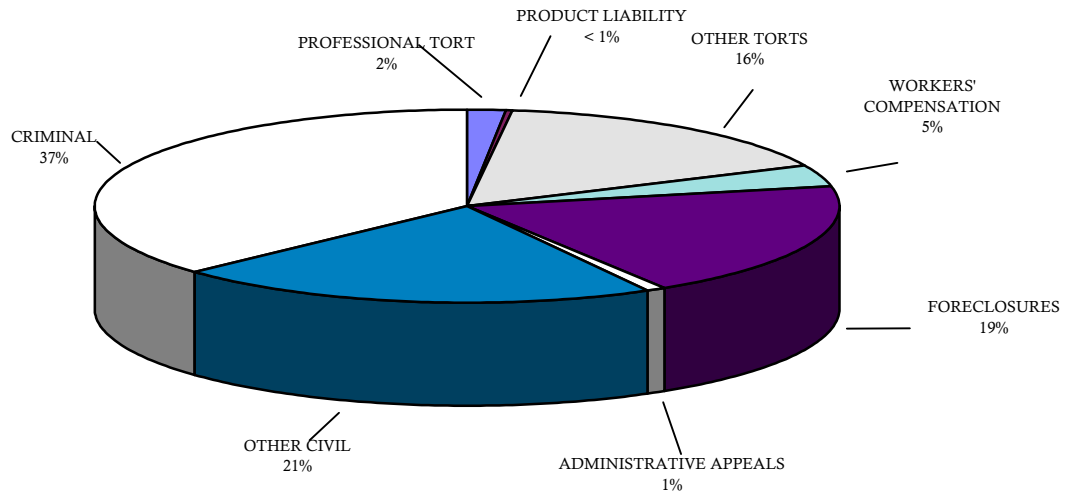
1999

COUNTY	JURY TRIAL	COURT TRIAL	SETTLED OR		DISMISSAL FOR LACK OF SPEEDY TRIAL	DIVERSION OR ARBITRATION	-- GUILTY OR NO --		UNAVAIL- ABILITY OF PARTY	TRANS- FERRED OUT	BANKRUPTCY	OTHER TERMINATIONS
			DISMISSED PRE TRIAL	DISMISSAL			CONTEST PLEA TO:	STAY/INTER-LOCUTORY APPEAL				
LUCAS	66	27	92	182	4	7	726	902	155	22	0	14
MADISON	4	1	0	11	0	12	68	16	4	0	1	11
MAHONING	21	8	1	66	6	94	455	100	117	169	4	16
MARION	16	4	0	5	0	11	202	106	19	16	0	9
MEDINA	30	11	2	22	0	12	225	121	9	25	4	22
MEIGS	2	0	0	3	13	0	7	12	1	3	0	4
MERCER	7	0	1	0	3	7	22	82	3	0	0	2
MIAMI	6	3	0	23	0	3	211	48	10	2	0	3
MONROE	1	0	1	7	0	0	9	18	0	0	0	1
MONTGOMERY	112	54	88	286	0	640	2,938	139	394	112	30	3
MORGAN	2	3	1	2	0	0	39	14	3	1	0	2
MORROW	4	0	17	2	0	2	18	71	19	78	0	1
MUSKINGUM	2	1	9	9	0	0	206	0	0	18	0	3
NOBLE	3	4	0	10	0	0	26	14	0	0	0	8
OTTAWA	4	0	0	64	0	8	52	4	8	0	0	1
PAULDING	1	1	12	4	0	0	32	20	0	0	0	0
PERRY	3	0	9	0	0	0	50	1	2	0	0	0
PICKAWAY	9	0	0	49	0	0	110	6	8	14	0	5
PIKE	2	0	0	15	6	0	76	10	6	0	0	2
PORTAGE	22	6	1	25	0	0	77	173	25	13	0	7
PREBLE	4	0	0	14	0	20	114	15	13	2	2	1
PUTNAM	1	0	1	1	0	0	38	3	4	0	0	0
RICHLAND	23	1	98	3	0	68	335	123	8	16	0	59
ROSS	18	2	0	17	0	17	160	22	10	13	2	7
SANDUSKY	4	3	3	45	0	28	92	31	17	5	0	10
SCIOTO	9	1	0	32	0	0	178	44	37	8	0	35
SENECA	7	0	3	26	0	71	193	46	14	2	0	47
SHELBY	5	0	0	27	0	0	93	131	8	0	0	0
STARK	102	0	1	3	0	0	987	64	121	12	0	16
SUMMIT	100	12	21	158	3	39	1,242	1,692	379	39	0	1
TRUMBULL	13	1	0	3	3	0	129	402	30	1	0	11
TUSCARAWAS	4	1	36	0	0	3	163	87	30	5	0	5
UNION	2	8	0	8	1	5	63	3	3	0	0	22
VAN WERT	4	0	13	0	0	6	37	23	21	52	0	31
VINTON	3	9	0	9	0	0	38	8	1	0	0	23
WARREN	2	7	1	8	0	0	127	207	22	4	0	41
WASHINGTON	14	45	16	123	0	1	83	5	27	11	0	116
WAYNE	11	3	8	19	1	0	168	32	15	4	0	7
WILLIAMS	1	0	0	10	0	1	72	96	5	0	0	4
WOOD	14	1	2	18	2	0	123	25	14	5	1	5
WYANDOT	2	0	2	0	0	0	45	2	0	0	0	1
STATEWIDE	1,680	727	1,543	3,198	97	1,939	23,685	22,743	4,955	3,376	69	1,370

COURT OF COMMON PLEAS - GENERAL DIVISION  
CRIMINAL CASES  
1995 - 1999



COURTS OF COMMON PLEAS - GENERAL DIVISION  
NEW CASES FILED COMPARISON  
1999



An outline map of the state of Ohio, showing its irregular borders. The map is centered on the page and serves as a background for the text.

# Section F

Courts of Common Pleas

Domestic Relations Division



**COURTS OF COMMON PLEAS - DOMESTIC RELATIONS DIVISION**

**COMPOSITE REPORT FORM FOR THE ENTIRE STATE**

**1999**

	MARRIAGE TERMINATIONS		MARRIAGE DISSOLUTIONS		CHANGE OF CUSTODY	ENFORCEMENT OR MODIFICATION OF SUPPORT		DOMESTIC VIOLENCE	U.I. F.S.A.	PAREN- TAGE	ALL OTHER CASES	TOTAL
	WITH CHILDREN	WITHOUT CHILDREN	WITH CHILDREN	WITHOUT CHILDREN		VISITATION	SUPPORT					
CASES PENDING BEGINNING OF YEAR	11,645	6,559	1,507	1,477	3,544	1,669	9,885	869	997	157	3,443	41,752
NEW CASES FILED	19,758	14,425	9,910	11,909	1,096	532	3,977	10,574	1,445	641	1,222	75,489
TRANSFERRED IN OR REACTIVATED CASES	1,930	685	354	216	7,085	3,626	32,704	1,075	1,040	33	13,241	61,989
TOTAL CASES	33,333	21,669	11,771	13,602	11,725	5,827	46,566	12,518	3,482	831	17,906	179,230
CASES TERMINATED BY:												
JUDGE:DEFAULT, UN- CONTESTED, DISSOLUTION	8,579	7,314	6,604	8,252	892	211	2,290	783	123	151	737	35,936
MAGISTRATE:DEFAULT, UN- CONTESTED, DISSOLUTION	3,229	2,425	2,584	2,735	1,696	588	7,245	1,032	1,464	314	1,337	24,649
TRIAL BY JUDGE	2,406	1,364	65	52	562	315	1,596	897	29	4	779	8,069
TRIAL BY MAGISTRATE	2,042	1,065	251	251	2,621	1,786	15,518	4,295	333	85	8,346	36,593
VOLUNTARY DISMISSAL	2,826	1,713	338	391	560	283	2,617	2,245	181	52	898	12,104
MEDIATION/CONCILIATION	434	86	10	6	151	133	17	6	0	0	21	864
BANKRUPTCY STAY OR INTERLOCUTORY APPEAL	143	64	5	5	5	3	21	1	69	0	39	355
TRANSFERRED OUT	1,108	506	170	90	220	149	533	75	184	0	77	3,112
REFERRED TO PRIVATE JUDGE	8	3	7	13	3	1	6	4	1	0	1	47
UNAVAILABILITY OF PARTY FOR TRIAL	140	92	17	28	63	25	658	203	20	5	77	1,328
ALL OTHER TERMINATIONS	1,172	600	382	298	1,753	587	6,606	2,035	458	47	2,667	16,605
TOTAL TERMINATIONS	22,087	15,232	10,433	12,121	8,526	4,081	37,107	11,576	2,862	658	14,979	139,662
CASES PENDING END OF YEAR	11,246	6,437	1,338	1,481	3,199	1,746	9,459	960	620	173	2,927	39,586
TIME GUIDELINE (MONTHS)	<b>18</b>	<b>12</b>	<b>3</b>	<b>3</b>	<b>9</b>	<b>9</b>	<b>12</b>	<b>1</b>	<b>3</b>	<b>12</b>	<b>6</b>	<b>X</b>
CASES PENDING END OF YEAR BEYOND TIME GUIDELINE	316	405	45	19	423	218	566	156	305	7	341	2,801

**COURTS OF COMMON PLEAS - DOMESTIC RELATIONS DIVISION**

**DOMESTIC VIOLENCE OVERALL CASELOADS**

**1999**

<u>COUNTY</u>	<u>CASES</u>	<u>REACTIVATIONS</u>		<u>TOTAL</u>	<u>TOTAL</u>	<u>CLEARANCE</u>	<u>CASES</u>	<u>CASES PENDING</u>
	<u>PENDING</u>	<u>NEW</u>	<u>AND</u>				<u>TERMIN-</u>	<u>PENDING</u>
	<u>JANUARY 1</u>	<u>FILINGS</u>	<u>TRANSFERS</u>	<u>CASES</u>	<u>ATIONS</u>	<u>RATE</u>	<u>DECEMBER 31</u>	<u>GUIDELINES</u>
ADAMS	4	100	14	118	97	85.1%	21	1
ALLEN	5	46	0	51	49	106.5%	2	0
ASHLAND	3	10	0	13	11	110.0%	2	1
ASHTABULA	10	17	0	27	22	129.4%	5	5
ATHENS	16	77	0	93	90	116.9%	3	3
AUGLAIZE	0	4	0	4	2	50.0%	2	0
BELMONT	0	19	1	20	18	90.0%	2	1
BROWN	1	47	0	48	47	100.0%	1	0
BUTLER	74	1,034	102	1,210	1,082	95.2%	128	0
CARROLL	0	13	0	13	13	100.0%	0	0
CHAMPAIGN	1	38	0	39	36	94.7%	3	0
CLARK	72	297	2	371	369	123.4%	2	0
CLERMONT	23	472	79	574	553	100.4%	21	5
CLINTON	16	100	0	116	102	102.0%	14	7
COLUMBIANA	14	80	1	95	89	109.9%	6	1
COSHOCTON	0	8	0	8	8	100.0%	0	0
CRAWFORD	1	34	0	35	33	97.1%	2	1
CUYAHOGA	30	332	41	403	376	100.8%	27	12
DARKE	5	87	9	101	99	103.1%	2	0
DEFIANCE	5	17	0	22	22	129.4%	0	0
DELAWARE	3	38	1	42	37	94.9%	5	1
ERIE	25	192	3	220	202	103.6%	18	6
FAIRFIELD	3	56	1	60	47	82.5%	13	9
FAYETTE	9	32	0	41	39	121.9%	2	0
FRANKLIN	46	435	159	640	599	100.8%	41	0
FULTON	4	11	0	15	14	127.3%	1	0
GALLIA	1	60	0	61	58	96.7%	3	0
GEAUGA	2	31	0	33	32	103.2%	1	0
GREENE	0	213	0	213	213	100.0%	0	0
GUERNSEY	0	54	4	58	57	98.3%	1	1
HAMILTON	0	1,054	0	1,054	1,054	100.0%	0	0
HANCOCK	1	56	1	58	44	77.2%	14	8
HARDIN	1	19	1	21	15	75.0%	6	0
HARRISON	1	9	2	12	12	109.1%	0	0
HENRY	1	7	0	8	8	114.3%	0	0
HIGHLAND	1	50	0	51	40	80.0%	11	4
HOCKING	0	49	0	49	44	89.8%	5	0
HOLMES	0	21	0	21	20	95.2%	1	0
HURON	1	48	2	51	47	94.0%	4	2
JACKSON	8	0	4	12	11	275.0%	1	0
JEFFERSON	2	31	5	38	36	100.0%	2	0
KNOX	0	0	0	0	0	-	0	0
LAKE	2	49	0	51	50	102.0%	1	0
LAWRENCE	13	92	1	106	89	95.7%	17	13
LICKING	16	240	0	256	247	102.9%	9	0
LOGAN	6	104	0	110	99	95.2%	11	4
LORAIN	2	158	0	160	157	99.4%	3	0

**COURTS OF COMMON PLEAS - DOMESTIC RELATIONS DIVISION**  
**DOMESTIC VIOLENCE OVERALL CASELOADS (continued)**

**1999**

<u>COUNTY</u>	<u>CASES</u>	<u>REACTIVATIONS</u>		<u>TOTAL</u>	<u>TOTAL</u>	<u>CLEARANCE</u>	<u>CASES</u>	<u>CASES PENDING</u>
	<u>PENDING</u>	<u>NEW</u>	<u>AND</u>	<u>CASES</u>	<u>TERMIN-</u>	<u>RATE</u>	<u>PENDING</u>	<u>BEYOND TIME</u>
	<u>JANUARY 1</u>	<u>FILINGS</u>	<u>TRANSFERS</u>		<u>ATIONS</u>		<u>DECEMBER 31</u>	<u>GUIDELINES</u>
LUCAS	34	80	426	540	506	100.0%	34	9
MADISON	1	12	2	15	12	85.7%	3	1
MAHONING	21	664	7	692	689	102.7%	3	6
MARION	17	129	24	170	160	104.6%	10	1
MEDINA	8	252	1	261	253	100.0%	8	0
MEIGS	2	8	0	10	10	125.0%	0	0
MERCER	4	26	5	35	34	109.7%	1	0
MIAMI	3	52	24	79	48	63.2%	31	1
MONROE	0	1	0	1	0	0.0%	1	0
MONTGOMERY	101	996	1	1,098	949	95.2%	149	0
MORGAN	0	0	2	2	2	100.0%	0	0
MORROW	2	2	0	4	0	0.0%	4	0
MUSKINGUM	4	93	3	100	95	99.0%	5	1
NOBLE	0	0	0	0	0	-	0	0
OTTAWA	8	52	0	60	44	84.6%	16	0
PAULDING	0	10	0	10	6	60.0%	4	0
PERRY	1	22	0	23	23	104.5%	0	0
PICKAWAY	2	19	0	21	18	94.7%	3	2
PIKE	7	41	10	58	54	105.9%	4	0
PORTAGE	7	51	0	58	49	96.1%	9	5
PREBLE	3	139	0	142	142	102.2%	0	0
PUTNAM	0	11	8	19	12	63.2%	7	0
RICHLAND	7	58	3	68	61	100.0%	7	2
ROSS	4	50	0	54	43	86.0%	11	3
SANDUSKY	1	78	0	79	62	79.5%	17	13
SCIOTO	10	111	4	125	111	96.5%	14	10
SENECA	8	188	7	203	203	104.1%	0	0
SHELBY	3	19	0	22	18	94.7%	4	1
STARK	23	165	1	189	162	97.6%	27	4
SUMMIT	28	401	17	446	419	100.2%	27	2
TRUMBULL	70	263	21	354	295	103.9%	59	0
TUSCARAWAS	4	33	1	38	34	100.0%	4	0
UNION	0	14	0	14	13	92.9%	1	1
VAN WERT	2	60	27	89	86	98.9%	3	0
VINTON	0	24	0	24	21	87.5%	3	0
WARREN	32	208	41	281	239	96.0%	42	0
WASHINGTON	10	47	0	57	52	110.6%	5	2
WAYNE	2	40	1	43	37	90.2%	6	0
WILLIAMS	4	25	0	29	26	104.0%	3	0
WOOD	7	151	4	162	140	90.3%	22	7
WYANDOT	1	56	2	59	59	101.7%	0	0
STATEWIDE	869	10,574	1,075	12,536	11,576	99.4%	960	156

**COURTS OF COMMON PLEAS - DOMESTIC RELATIONS DIVISION**

**DOMESTIC VIOLENCE TERMINATIONS**

**1999**

COUNTY	** UNCONTESTED **		** TRIAL BY **		VOLUN- TARY DIS- MISSAL	BANKRUPTCY STAY/INTER- LOCUTORY		TRANS- FERRED OUT	PRIVATE JUDGE	UNAVAIL- ABILITY OF PARTY	OTHER TERMIN- ATIONS	TOTAL TERMIN- ATIONS
	JUDGE	MAGISTRATE	JUDGE	MAGISTRATE		MEDIATION/ CONCILIATION	APPEAL					
ADAMS	2	4	1	47	21	0	0	0	0	0	22	97
ALLEN	0	12	3	13	7	0	0	0	0	1	13	49
ASHLAND	2	3	0	4	2	0	0	0	0	0	0	11
ASHTABULA	8	0	3	0	6	0	0	0	0	0	5	22
ATHENS	1	0	13	40	31	0	0	0	0	0	5	90
AUGLAIZE	0	0	1	0	1	0	0	0	0	0	0	2
BELMONT	2	0	0	0	2	0	0	1	0	0	13	18
BROWN	4	15	0	3	25	0	0	0	0	0	0	47
BUTLER	0	0	86	292	560	0	0	0	0	0	144	1,082
CARROLL	6	0	5	0	1	0	0	0	0	0	1	13
CHAMPAIGN	1	2	0	24	9	0	0	0	0	0	0	36
CLARK	12	0	67	102	74	0	0	0	0	2	112	369
CLERMONT	0	0	8	424	106	0	0	0	0	14	1	553
CLINTON	0	0	42	9	47	0	0	0	0	2	2	102
COLUMBIANA	1	42	1	12	15	0	0	0	0	0	18	89
COSHOCTON	0	0	1	0	3	0	0	0	0	0	4	8
CRAWFORD	0	5	0	17	5	0	0	0	0	1	5	33
CUYAHOGA	157	53	3	1	129	0	0	33	0	0	0	376
DARKE	36	0	16	0	46	0	0	0	0	0	1	99
DEFIANCE	14	0	3	0	5	0	0	0	0	0	0	22
DELAWARE	2	17	0	3	13	0	0	1	0	0	1	37
ERIE	0	68	1	36	77	0	1	0	0	2	17	202
FAIRFIELD	0	4	0	24	18	0	0	0	0	0	1	47
FAYETTE	0	0	7	27	5	0	0	0	0	0	0	39
FRANKLIN	129	35	84	0	88	0	0	13	3	118	129	599
FULTON	2	4	1	1	0	0	0	0	0	0	6	14
GALLIA	0	0	28	3	14	0	0	1	0	0	12	58
GEAUGA	0	3	0	16	10	0	0	0	0	0	3	32
GREENE	0	0	0	213	0	0	0	0	0	0	0	213
GUERNSEY	1	1	8	38	7	0	0	0	0	1	1	57
HAMILTON	0	138	0	916	0	0	0	0	0	0	0	1,054
HANCOCK	0	20	0	7	14	0	0	1	0	0	2	44
HARDIN	0	0	0	8	1	1	0	1	0	2	2	15
HARRISON	0	6	0	1	0	0	0	0	0	1	4	12
HENRY	1	5	1	0	1	0	0	0	0	0	0	8
HIGHLAND	1	6	1	23	9	0	0	0	0	0	0	40
HOCKING	3	9	5	14	13	0	0	0	0	0	0	44
HOLMES	1	0	3	11	2	0	0	0	0	1	2	20
HURON	0	0	1	24	6	0	0	0	0	0	16	47
JACKSON	5	0	2	1	3	0	0	0	0	0	0	11
JEFFERSON	1	1	6	0	2	0	0	1	0	1	24	36
KNOX	0	0	0	0	0	0	0	0	0	0	0	0
LAKE	3	0	30	0	5	0	0	1	1	1	9	50
LAWRENCE	13	49	0	0	4	0	0	1	0	0	22	89
LICKING	1	0	86	80	60	0	0	1	0	14	5	247
LOGAN	51	4	0	3	41	0	0	0	0	0	0	99
LORAIN	85	0	1	0	3	0	0	0	0	0	68	157

**COURTS OF COMMON PLEAS - DOMESTIC RELATIONS DIVISION**  
**DOMESTIC VIOLENCE TERMINATIONS (continued)**

1999

COUNTY	** UNCONTESTED **		** TRIAL BY **		VOLUN- TARY DIS- MISSAL	MEDIATION/ CONCILIATION	BANKRUPTCY STAY/INTER- LOCUTORY		TRANS- FERRED OUT	PRIVATE JUDGE	UNAVAIL- ABILITY OF PARTY	OTHER TERMIN- ATIONS	TOTAL TERMIN- ATIONS
	JUDGE	MAGISTRATE	JUDGE	MAGISTRATE			APPEAL						
LUCAS	0	31	0	260	117	2	0	1	0	0	95	506	
MADISON	0	0	10	0	1	0	0	0	0	0	1	12	
MAHONING	2	126	0	0	3	0	0	0	0	3	555	689	
MARION	29	0	71	0	28	0	0	15	0	0	17	160	
MEDINA	15	58	8	132	31	0	0	0	0	9	0	253	
MEIGS	0	1	6	0	3	0	0	0	0	0	0	10	
MERCER	8	0	17	3	3	0	0	0	0	1	2	34	
MIAMI	0	0	0	23	11	0	0	0	0	0	14	48	
MONROE	0	0	0	0	0	0	0	0	0	0	0	0	
MONTGOMERY	1	0	1	667	108	0	0	0	0	0	172	949	
MORGAN	0	0	0	0	1	0	0	0	0	0	1	2	
MORROW	0	0	0	0	0	0	0	0	0	0	0	0	
MUSKINGUM	0	38	0	28	11	0	0	0	0	6	12	95	
NOBLE	0	0	0	0	0	0	0	0	0	0	0	0	
OTTAWA	0	2	0	23	19	0	0	0	0	0	0	44	
PAULDING	1	0	5	0	0	0	0	0	0	0	0	6	
PERRY	0	1	1	8	5	0	0	0	0	0	8	23	
PICKAWAY	2	0	4	3	4	0	0	0	0	0	5	18	
PIKE	11	0	14	0	19	0	0	0	0	0	10	54	
PORTAGE	1	0	0	43	2	0	0	0	0	0	3	49	
PREBLE	2	0	131	0	6	0	0	0	0	0	3	142	
PUTNAM	0	0	9	0	3	0	0	0	0	0	0	12	
RICHLAND	1	2	0	41	11	0	0	0	0	5	1	61	
ROSS	8	0	13	2	4	0	0	1	0	0	15	43	
SANDUSKY	2	0	3	0	10	2	0	0	0	0	45	62	
SCIOTO	68	3	3	1	24	0	0	0	0	4	8	111	
SENECA	24	37	4	64	62	0	0	1	0	1	10	203	
SHELBY	0	10	0	2	3	0	0	0	0	3	0	18	
STARK	0	0	0	119	2	0	0	0	0	0	41	162	
SUMMIT	0	6	0	259	32	0	0	0	0	0	122	419	
TRUMBULL	0	101	0	0	110	0	0	0	0	0	84	295	
TUSCARAWAS	5	23	0	0	4	0	0	0	0	0	2	34	
UNION	0	0	1	0	8	0	0	0	0	0	4	13	
VAN WERT	11	54	0	0	12	0	0	0	0	6	3	86	
VINTON	0	0	16	0	5	0	0	0	0	0	0	21	
WARREN	0	0	7	99	38	0	0	0	0	1	94	239	
WASHINGTON	18	0	14	0	9	1	0	0	0	1	9	52	
WAYNE	6	1	16	5	8	0	0	0	0	0	1	37	
WILLIAMS	21	1	0	0	3	0	0	0	0	1	0	26	
WOOD	2	17	23	41	28	0	0	2	0	0	27	140	
WYANDOT	0	14	2	35	6	0	0	0	0	1	1	59	
STATEWIDE	783	1,032	897	4,295	2,245	6	1	75	4	203	2,035	11,576	

**COURTS OF COMMON PLEAS - DOMESTIC RELATIONS DIVISION**

**TERMINATIONS OF MARRIAGES OVERALL CASELOADS**

**1999**

<u>COUNTY</u>	<u>CASES PENDING JANUARY 1</u>	<u>NEW FILINGS</u>	<u>REACTIVATIONS AND TRANSFERS</u>	<u>TOTAL CASES</u>	<u>TOTAL TERMIN- ATIONS</u>	<u>CLEARANCE RATE</u>	<u>CASES PENDING DECEMBER 31</u>	<u>CASES PENDING BEYOND TIME GUIDELINES</u>
ADAMS	48	220	0	268	212	96.4%	56	2
ALLEN	189	577	18	784	622	104.5%	162	0
ASHLAND	69	237	8	314	235	95.9%	79	0
ASHTABULA	438	662	30	1,130	730	105.5%	400	38
ATHENS	102	288	0	390	293	101.7%	97	2
AUGLAIZE	63	199	19	281	223	102.3%	58	0
BELMONT	79	358	20	457	372	98.4%	85	1
BROWN	133	315	0	448	289	91.7%	159	24
BUTLER	855	1,738	23	2,616	1,867	106.0%	749	1
CARROLL	25	164	0	189	151	92.1%	38	0
CHAMPAIGN	66	210	7	283	219	100.9%	64	2
CLARK	387	871	1	1,259	968	111.0%	291	7
CLERMONT	377	985	152	1,514	1,181	103.9%	333	8
CLINTON	132	284	1	417	317	111.2%	100	3
COLUMBIANA	241	540	18	799	554	99.3%	245	0
COSHOCTON	42	208	34	284	238	98.3%	46	2
CRAWFORD	93	285	8	386	294	100.3%	92	5
CUYAHOGA	2,336	5,576	574	8,486	6,516	106.0%	1,970	204
DARKE	125	235	7	367	265	109.5%	102	3
DEFIANCE	83	238	1	322	220	92.1%	102	4
DELAWARE	124	448	2	574	462	102.7%	112	0
ERIE	256	367	28	651	415	105.1%	236	9
FAIRFIELD	241	649	3	893	663	101.7%	230	15
FAYETTE	101	240	0	341	201	83.8%	140	14
FRANKLIN	2,080	5,310	985	8,375	6,265	99.5%	2,110	108
FULTON	72	200	2	274	203	100.5%	71	3
GALLIA	70	218	0	288	232	106.4%	56	1
GEAUGA	158	337	10	505	353	101.7%	152	3
GREENE	314	632	44	990	708	104.7%	282	11
GUERNSEY	79	236	2	317	239	100.4%	78	4
HAMILTON	125	3,145	50	3,320	3,168	99.2%	152	0
HANCOCK	122	369	0	491	330	89.4%	161	9
HARDIN	60	182	75	317	251	97.7%	66	1
HARRISON	33	63	2	98	86	132.3%	12	0
HENRY	71	129	0	200	118	91.5%	82	0
HIGHLAND	131	280	0	411	286	102.1%	125	16
HOCKING	67	192	0	259	209	108.9%	50	0
HOLMES	30	107	1	138	107	99.1%	31	0
HURON	128	355	16	499	378	101.9%	121	1
JACKSON	102	224	3	329	270	118.9%	59	5
JEFFERSON	96	288	13	397	318	105.6%	79	1
KNOX	118	294	1	413	304	103.1%	109	3
LAKE	506	971	14	1,491	1,090	110.7%	401	19
LAWRENCE	183	491	22	696	495	96.5%	201	16
LICKING	296	819	74	1,189	846	94.7%	343	6
LOGAN	98	271	5	374	291	105.4%	83	0
LORAIN	620	1,304	232	2,156	1,601	104.2%	555	18

**COURTS OF COMMON PLEAS - DOMESTIC RELATIONS DIVISION**  
**TERMINATIONS OF MARRIAGES OVERALL CASELOADS (continued)**  
**1999**

<u>COUNTY</u>	<u>CASES PENDING JANUARY 1</u>	<u>NEW FILINGS</u>	<u>REACTIVATIONS AND TRANSFERS</u>	<u>TOTAL CASES</u>	<u>TOTAL TERMIN- ATIONS</u>	<u>CLEARANCE RATE</u>	<u>CASES PENDING DECEMBER 31</u>	<u>CASES PENDING BEYOND TIME GUIDELINES</u>
LUCAS	897	2,283	128	3,308	2,334	96.8%	974	43
MADISON	59	190	17	266	197	95.2%	69	2
MAHONING	458	985	19	1,462	993	98.9%	469	6
MARION	177	483	186	846	650	97.2%	196	0
MEDINA	368	732	14	1,114	791	106.0%	323	0
MEIGS	50	166	1	217	172	103.0%	45	0
MERCER	45	156	21	222	169	95.5%	53	2
MIAMI	191	559	4	754	591	105.0%	163	0
MONROE	18	61	0	79	64	104.9%	15	0
MONTGOMERY	921	3,044	35	4,000	2,995	97.3%	1,005	12
MORGAN	26	96	0	122	98	102.1%	24	0
MORROW	91	169	0	260	163	96.4%	97	10
MUSKINGUM	156	462	8	626	489	104.0%	137	0
NOBLE	30	61	0	91	64	104.9%	27	3
OTTAWA	79	208	3	290	184	87.2%	106	5
PAULDING	40	133	0	173	128	96.2%	45	0
PERRY	53	180	1	234	183	101.1%	51	0
PICKAWAY	62	297	0	359	276	92.9%	83	0
PIKE	67	208	1	276	225	107.7%	51	3
PORTAGE	346	779	23	1,148	744	92.8%	404	29
PREBLE	105	242	2	349	266	109.0%	83	1
PUTNAM	33	133	0	166	134	100.8%	32	0
RICHLAND	235	705	6	946	663	93.2%	283	7
ROSS	186	479	5	670	482	99.6%	188	16
SANDUSKY	128	371	2	501	366	98.1%	135	5
SCIOTO	240	643	23	906	671	100.8%	235	6
SENECA	132	317	6	455	349	108.0%	106	1
SHELBY	78	278	2	358	272	97.1%	86	0
STARK	888	1,894	8	2,790	2,031	106.8%	759	3
SUMMIT	1,157	2,543	38	3,738	2,648	102.6%	1,090	38
TRUMBULL	554	1,226	46	1,826	1,238	97.3%	588	0
TUSCARAWAS	240	515	16	771	588	110.7%	183	9
UNION	26	197	2	225	182	91.5%	43	0
VAN WERT	44	204	9	257	191	89.7%	66	0
VINTON	23	74	1	98	79	105.3%	19	0
WARREN	268	773	40	1,081	809	99.5%	272	4
WASHINGTON	96	335	0	431	335	100.0%	96	0
WAYNE	159	636	6	801	577	89.9%	224	0
WILLIAMS	63	258	1	322	238	91.9%	84	1
WOOD	197	509	4	710	479	93.4%	231	9
WYANDOT	38	107	2	147	110	100.9%	37	1
STATEWIDE	21,188	56,002	3,185	80,375	59,873	101.2%	20,502	785

**COURTS OF COMMON PLEAS - DOMESTIC RELATIONS DIVISION**

**TERMINATIONS OF MARRIAGES TERMINATIONS**

**1999**

<i>COUNTY</i>	<i>** UNCONTESTED **</i>		<i>** TRIAL BY **</i>		<i>VOLUNTARY DISMISSAL</i>	<i>MEDIATION/ CONCILIATION</i>	<i>BANKRUPTCY</i>	<i>TRANS- FERRED OUT</i>	<i>PRIVATE JUDGE</i>	<i>UNAVAIL- ABILITY OF PARTY</i>	<i>OTHER TERMIN- ATIONS</i>	<i>TOTAL TERMIN- ATIONS</i>
	<i>JUDGE</i>	<i>MAGISTRATE</i>	<i>JUDGE</i>	<i>MAGISTRATE</i>			<i>STAY / INTER- LOCUTORY APPEAL</i>					
ADAMS	53	134	0	1	16	0	0	0	0	0	8	212
ALLEN	263	188	49	3	80	0	0	5	0	0	34	622
ASHLAND	123	58	2	23	21	3	1	0	2	0	2	235
ASHTABULA	108	469	10	3	102	0	1	5	1	0	31	730
ATHENS	1	116	0	103	24	0	0	1	0	0	48	293
AUGLAIZE	152	0	28	0	22	9	3	0	0	0	9	223
BELMONT	287	0	19	0	35	1	0	3	0	0	27	372
BROWN	0	212	0	23	53	0	0	1	0	0	0	289
BUTLER	1,227	161	105	38	171	0	0	21	0	0	144	1,867
CARROLL	129	0	5	0	13	1	0	1	0	0	2	151
CHAMPAIGN	99	58	0	24	24	11	0	0	0	0	3	219
CLARK	604	0	66	149	79	3	4	0	0	5	58	968
CLERMONT	188	486	58	205	85	98	5	1	0	1	54	1,181
CLINTON	0	122	0	132	51	0	2	0	0	0	10	317
COLUMBIANA	286	172	26	19	33	4	0	7	0	0	7	554
COSHOCTON	82	83	7	4	28	0	0	0	0	0	34	238
CRAWFORD	3	213	1	24	25	13	1	3	0	1	10	294
CUYAHOGA	3,899	969	56	37	670	16	36	833	0	0	0	6,516
DARKE	223	5	0	10	21	0	3	0	0	0	3	265
DEFIANCE	113	56	1	23	21	0	0	0	0	0	6	220
DELAWARE	190	188	0	41	35	0	0	1	0	0	7	462
ERIE	205	22	86	14	57	5	4	0	0	8	14	415
FAIRFIELD	565	15	3	3	54	1	3	0	0	0	19	663
FAYETTE	0	0	0	182	18	0	0	0	0	0	1	201
FRANKLIN	4,759	2	27	3	321	141	59	438	22	207	286	6,265
FULTON	64	92	14	14	18	0	0	0	0	0	1	203
GALIA	148	0	0	45	32	0	1	2	0	0	4	232
GEAUGA	158	103	6	26	40	1	1	2	0	0	16	353
GREENE	362	20	211	1	41	10	3	0	0	0	60	708
GUERNSEY	3	0	6	208	19	1	1	0	0	0	1	239
HAMILTON	2,145	0	741	0	281	0	1	0	0	0	0	3,168
HANCOCK	13	258	2	19	36	0	0	0	0	0	2	330
HARDIN	5	80	11	94	30	4	1	0	0	20	6	251
HARRISON	9	61	1	5	6	0	0	1	0	0	3	86
HENRY	17	88	2	11	0	0	0	0	0	0	0	118
HIGHLAND	0	119	2	125	34	0	0	0	0	0	6	286
HOCKING	131	11	15	9	40	0	0	1	0	0	2	209
HOLMES	4	71	0	17	13	0	0	0	0	0	2	107
HURON	84	71	13	138	39	1	3	0	0	0	29	378
JACKSON	225	0	6	6	28	1	0	1	0	0	3	270
JEFFERSON	179	18	58	28	17	1	0	4	0	1	12	318
KNOX	5	194	0	45	33	4	3	0	0	0	20	304
LAKE	8	193	2	640	137	0	22	5	0	0	83	1,090
LAWRENCE	323	27	11	3	53	0	1	18	0	0	59	495
LICKING	450	0	45	174	71	64	5	0	2	1	34	846
LOGAN	50	178	9	4	40	0	0	2	0	0	8	291
LORAIN	1,153	0	6	0	152	0	13	239	0	2	36	1,601



**COURTS OF COMMON PLEAS - DOMESTIC RELATIONS DIVISION**  
**TERMINATIONS OF MARRIAGES TERMINATIONS (continued)**

1999

COUNTY	** UNCONTESTED **		** TRIAL BY **		VOLUNTARY DISMISSAL	MEDIATION/ CONCILIATION	BANKRUPTCY	TRANS- FERRED OUT	PRIVATE JUDGE	UNAVAIL- ABILITY OF PARTY	OTHER TERMIN- ATIONS	TOTAL TERMIN- ATIONS
	JUDGE	MAGISTRATE	JUDGE	MAGISTRATE			STAY / INTER- LOCUTORY APPEAL					
LUCAS	1,937	11	27	9	146	60	2	11	3	0	128	2,334
MADISON	119	9	2	36	20	1	1	1	0	0	8	197
MAHONING	779	29	11	4	55	11	2	3	0	0	99	993
MARION	381	2	21	0	42	5	2	163	1	0	33	650
MEDINA	431	184	18	42	76	12	9	7	0	3	9	791
MEIGS	106	1	41	0	20	0	0	1	0	1	2	172
MERCER	0	53	0	82	11	6	1	0	0	3	13	169
MIAMI	131	378	0	13	51	0	0	0	0	0	18	591
MONROE	20	0	42	0	2	0	0	0	0	0	0	64
MONTGOMERY	1,719	47	856	3	224	3	3	2	0	0	138	2,995
MORGAN	72	0	11	0	12	0	0	1	0	0	2	98
MORROW	69	2	0	70	20	0	0	1	0	0	1	163
MUSKINGUM	0	399	1	12	47	2	3	0	0	3	22	489
NOBLE	21	0	34	0	8	0	0	0	0	0	1	64
OTTAWA	0	80	0	79	21	0	0	2	0	0	2	184
PAULDING	84	0	24	0	19	0	1	0	0	0	0	128
PERRY	81	5	0	6	15	5	4	1	0	0	66	183
PICKAWAY	198	14	22	14	11	0	1	1	0	0	15	276
PIKE	184	2	6	0	25	0	0	0	0	0	8	225
PORTAGE	508	17	66	21	85	0	0	2	0	0	45	744
PREBLE	119	0	51	52	26	0	0	3	0	1	14	266
PUTNAM	55	0	58	0	15	0	0	2	0	0	4	134
RICHLAND	154	393	0	27	81	0	0	0	0	1	7	663
ROSS	329	10	36	41	26	1	0	7	0	0	32	482
SANDUSKY	155	1	151	0	38	0	2	4	0	0	15	366
SCIOTO	509	1	27	1	75	11	4	0	0	1	42	671
SENECA	33	210	2	37	53	1	0	7	0	0	6	349
SHELBY	0	205	0	19	37	0	0	1	0	1	9	272
STARK	331	1,111	200	98	122	0	0	10	0	0	159	2,031
SUMMIT	1,354	804	121	15	207	9	2	1	0	2	133	2,648
TRUMBULL	823	134	7	1	139	0	0	14	0	2	118	1,238
TUSCARAWAS	4	514	0	0	50	0	0	4	0	0	16	588
UNION	89	0	70	4	14	0	2	1	0	1	1	182
VAN WERT	14	135	0	2	24	0	0	13	0	0	3	191
VINTON	0	2	67	1	8	0	0	0	0	0	1	79
WARREN	460	1	164	52	64	11	0	6	0	3	48	809
WASHINGTON	265	0	35	0	28	0	0	1	0	0	6	335
WAYNE	10	376	1	109	57	3	0	2	0	9	10	577
WILLIAMS	48	162	0	0	26	1	0	0	0	0	1	238
WOOD	54	301	2	63	41	0	1	6	0	0	11	479
WYANDOT	8	67	3	20	8	1	0	1	0	0	2	110
STATEWIDE	30,749	10,973	3,887	3,609	5,268	536	217	1,874	31	277	2,452	59,873

**COURTS OF COMMON PLEAS - DOMESTIC RELATIONS DIVISION**

**DOMESTIC VIOLENCE OVERALL CASELOADS**

**1999**

<u>COUNTY</u>	<u>CASES</u>	<u>REACTIVATIONS</u>		<u>TOTAL</u>	<u>TERMIN-</u>	<u>CLEARANCE</u>	<u>CASES</u>	<u>CASES PENDING</u>
	<u>PENDING</u>	<u>NEW</u>	<u>AND</u>				<u>PENDING</u>	
	<u>JANUARY 1</u>	<u>FILINGS</u>	<u>TRANSFERS</u>	<u>CASES</u>	<u>ATIONS</u>	<u>RATE</u>	<u>DECEMBER 31</u>	<u>BEYOND TIME</u>
								<u>GUIDELINES</u>
ADAMS	4	100	14	118	97	85.1%	21	1
ALLEN	5	46	0	51	49	106.5%	2	0
ASHLAND	3	10	0	13	11	110.0%	2	1
ASHTABULA	10	17	0	27	22	129.4%	5	5
ATHENS	16	77	0	93	90	116.9%	3	3
AUGLAIZE	0	4	0	4	2	50.0%	2	0
BELMONT	0	19	1	20	18	90.0%	2	1
BROWN	1	47	0	48	47	100.0%	1	0
BUTLER	74	1,034	102	1,210	1,082	95.2%	128	0
CARROLL	0	13	0	13	13	100.0%	0	0
CHAMPAIGN	1	38	0	39	36	94.7%	3	0
CLARK	72	297	2	371	369	123.4%	2	0
CLERMONT	23	472	79	574	553	100.4%	21	5
CLINTON	16	100	0	116	102	102.0%	14	7
COLUMBIANA	14	80	1	95	89	109.9%	6	1
COSHOCTON	0	8	0	8	8	100.0%	0	0
CRAWFORD	1	34	0	35	33	97.1%	2	1
CUYAHOGA	30	332	41	403	376	100.8%	27	12
DARKE	5	87	9	101	99	103.1%	2	0
DEFIANCE	5	17	0	22	22	129.4%	0	0
DELAWARE	3	38	1	42	37	94.9%	5	1
ERIE	25	192	3	220	202	103.6%	18	6
FAIRFIELD	3	56	1	60	47	82.5%	13	9
FAYETTE	9	32	0	41	39	121.9%	2	0
FRANKLIN	46	435	159	640	599	100.8%	41	0
FULTON	4	11	0	15	14	127.3%	1	0
GALLIA	1	60	0	61	58	96.7%	3	0
GEAUGA	2	31	0	33	32	103.2%	1	0
GREENE	0	213	0	213	213	100.0%	0	0
GUERNSEY	0	54	4	58	57	98.3%	1	1
HAMILTON	0	1,054	0	1,054	1,054	100.0%	0	0
HANCOCK	1	56	1	58	44	77.2%	14	8
HARDIN	1	19	1	21	15	75.0%	6	0
HARRISON	1	9	2	12	12	109.1%	0	0
HENRY	1	7	0	8	8	114.3%	0	0
HIGHLAND	1	50	0	51	40	80.0%	11	4
HOCKING	0	49	0	49	44	89.8%	5	0
HOLMES	0	21	0	21	20	95.2%	1	0
HURON	1	48	2	51	47	94.0%	4	2
JACKSON	8	0	4	12	11	275.0%	1	0
JEFFERSON	2	31	5	38	36	100.0%	2	0
KNOX	0	0	0	0	0	-	0	0
LAKE	2	49	0	51	50	102.0%	1	0
LAWRENCE	13	92	1	106	89	95.7%	17	13
LICKING	16	240	0	256	247	102.9%	9	0
LOGAN	6	104	0	110	99	95.2%	11	4
LORAIN	2	158	0	160	157	99.4%	3	0

**COURTS OF COMMON PLEAS - DOMESTIC RELATIONS DIVISION**  
**DOMESTIC VIOLENCE OVERALL CASELOADS (continued)**

**1999**

<u>COUNTY</u>	<u>CASES</u>	<u>REACTIVATIONS</u>		<u>TOTAL</u>	<u>TERMIN-</u>	<u>CLEARANCE</u>	<u>CASES</u>	<u>CASES PENDING</u>
	<u>PENDING</u>	<u>NEW</u>	<u>AND</u>				<u>PENDING</u>	
	<u>JANUARY 1</u>	<u>FILINGS</u>	<u>TRANSFERS</u>	<u>CASES</u>	<u>ATIONS</u>	<u>RATE</u>	<u>DECEMBER 31</u>	<u>BEYOND TIME</u>
								<u>GUIDELINES</u>
LUCAS	34	80	426	540	506	100.0%	34	9
MADISON	1	12	2	15	12	85.7%	3	1
MAHONING	21	664	7	692	689	102.7%	3	6
MARION	17	129	24	170	160	104.6%	10	1
MEDINA	8	252	1	261	253	100.0%	8	0
MEIGS	2	8	0	10	10	125.0%	0	0
MERCER	4	26	5	35	34	109.7%	1	0
MIAMI	3	52	24	79	48	63.2%	31	1
MONROE	0	1	0	1	0	0.0%	1	0
MONTGOMERY	101	996	1	1,098	949	95.2%	149	0
MORGAN	0	0	2	2	2	100.0%	0	0
MORROW	2	2	0	4	0	0.0%	4	0
MUSKINGUM	4	93	3	100	95	99.0%	5	1
NOBLE	0	0	0	0	0	-	0	0
OTTAWA	8	52	0	60	44	84.6%	16	0
PAULDING	0	10	0	10	6	60.0%	4	0
PERRY	1	22	0	23	23	104.5%	0	0
PICKAWAY	2	19	0	21	18	94.7%	3	2
PIKE	7	41	10	58	54	105.9%	4	0
PORTAGE	7	51	0	58	49	96.1%	9	5
PREBLE	3	139	0	142	142	102.2%	0	0
PUTNAM	0	11	8	19	12	63.2%	7	0
RICHLAND	7	58	3	68	61	100.0%	7	2
ROSS	4	50	0	54	43	86.0%	11	3
SANDUSKY	1	78	0	79	62	79.5%	17	13
SCIOTO	10	111	4	125	111	96.5%	14	10
SENECA	8	188	7	203	203	104.1%	0	0
SHELBY	3	19	0	22	18	94.7%	4	1
STARK	23	165	1	189	162	97.6%	27	4
SUMMIT	28	401	17	446	419	100.2%	27	2
TRUMBULL	70	263	21	354	295	103.9%	59	0
TUSCARAWAS	4	33	1	38	34	100.0%	4	0
UNION	0	14	0	14	13	92.9%	1	1
VAN WERT	2	60	27	89	86	98.9%	3	0
VINTON	0	24	0	24	21	87.5%	3	0
WARREN	32	208	41	281	239	96.0%	42	0
WASHINGTON	10	47	0	57	52	110.6%	5	2
WAYNE	2	40	1	43	37	90.2%	6	0
WILLIAMS	4	25	0	29	26	104.0%	3	0
WOOD	7	151	4	162	140	90.3%	22	7
WYANDOT	1	56	2	59	59	101.7%	0	0
STATEWIDE	869	10,574	1,075	12,536	11,576	99.4%	960	156

**COURTS OF COMMON PLEAS - DOMESTIC RELATIONS DIVISION**

**DOMESTIC VIOLENCE TERMINATIONS**

**1999**

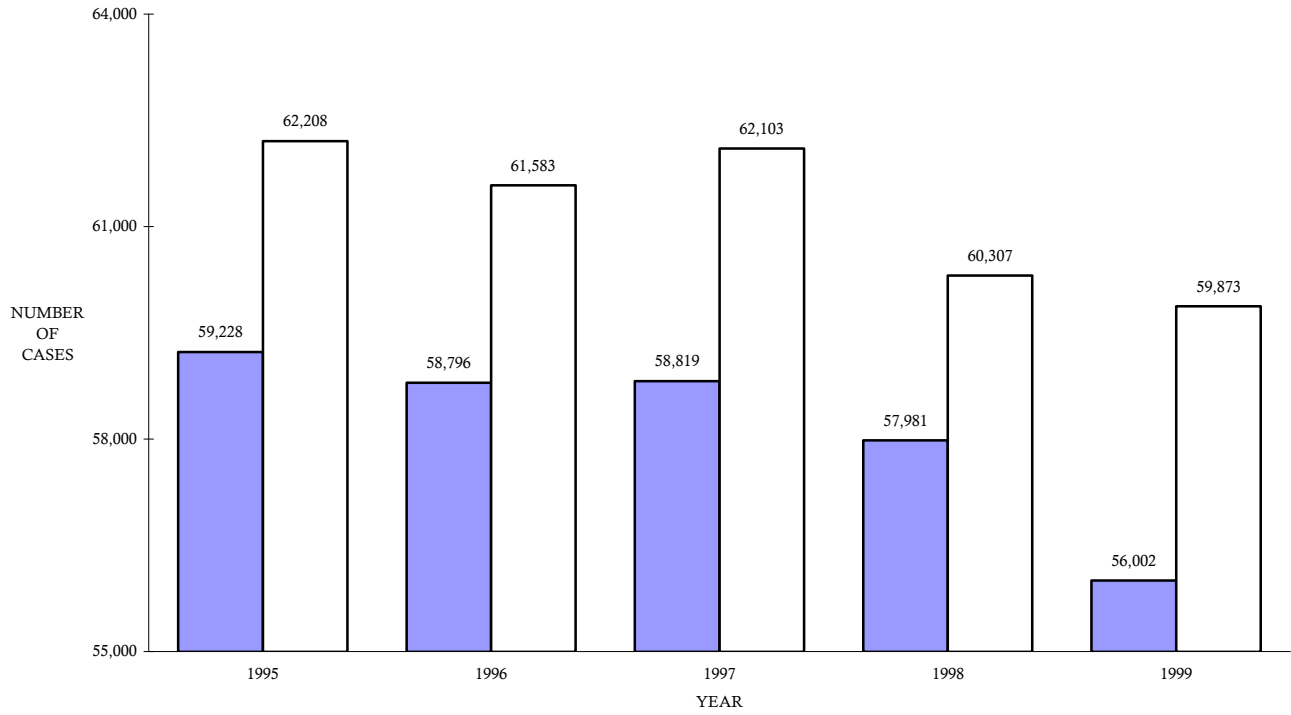
<u>COUNTY</u>	<b>** UNCONTESTED **</b>		<b>** TRIAL BY **</b>		<b>VOLUN-</b>	<b>MEDIATION/ CONCILIATION</b>	<b>BANKRUPTCY</b>	<b>TRANS- FERRED OUT</b>	<b>PRIVATE JUDGE</b>	<b>UNAVAIL- ABILITY OF PARTY</b>	<b>OTHER TERMIN- ATIONS</b>	<b>TOTAL TERMIN- ATIONS</b>
	<u>JUDGE</u>	<u>MAGISTRATE</u>	<u>JUDGE</u>	<u>MAGISTRATE</u>	<b>TARY DIS- MISSAL</b>		<b>STAY/INTER- LOCUTORY APPEAL</b>					
ADAMS	2	4	1	47	21	0	0	0	0	0	22	97
ALLEN	0	12	3	13	7	0	0	0	0	1	13	49
ASHLAND	2	3	0	4	2	0	0	0	0	0	0	11
ASHTABULA	8	0	3	0	6	0	0	0	0	0	5	22
ATHENS	1	0	13	40	31	0	0	0	0	0	5	90
AUGLAIZE	0	0	1	0	1	0	0	0	0	0	0	2
BELMONT	2	0	0	0	2	0	0	1	0	0	13	18
BROWN	4	15	0	3	25	0	0	0	0	0	0	47
BUTLER	0	0	86	292	560	0	0	0	0	0	144	1,082
CARROLL	6	0	5	0	1	0	0	0	0	0	1	13
CHAMPAIGN	1	2	0	24	9	0	0	0	0	0	0	36
CLARK	12	0	67	102	74	0	0	0	0	2	112	369
CLERMONT	0	0	8	424	106	0	0	0	0	14	1	553
CLINTON	0	0	42	9	47	0	0	0	0	2	2	102
COLUMBIANA	1	42	1	12	15	0	0	0	0	0	18	89
COSHOCTON	0	0	1	0	3	0	0	0	0	0	4	8
CRAWFORD	0	5	0	17	5	0	0	0	0	1	5	33
CUYAHOGA	157	53	3	1	129	0	0	33	0	0	0	376
DARKE	36	0	16	0	46	0	0	0	0	0	1	99
DEFIANCE	14	0	3	0	5	0	0	0	0	0	0	22
DELAWARE	2	17	0	3	13	0	0	1	0	0	1	37
ERIE	0	68	1	36	77	0	1	0	0	2	17	202
FAIRFIELD	0	4	0	24	18	0	0	0	0	0	1	47
FAYETTE	0	0	7	27	5	0	0	0	0	0	0	39
FRANKLIN	129	35	84	0	88	0	0	13	3	118	129	599
FULTON	2	4	1	1	0	0	0	0	0	0	6	14
GALLIA	0	0	28	3	14	0	0	1	0	0	12	58
GEAUGA	0	3	0	16	10	0	0	0	0	0	3	32
GREENE	0	0	0	213	0	0	0	0	0	0	0	213
GUERNSEY	1	1	8	38	7	0	0	0	0	1	1	57
HAMILTON	0	138	0	916	0	0	0	0	0	0	0	1,054
HANCOCK	0	20	0	7	14	0	0	1	0	0	2	44
HARDIN	0	0	0	8	1	1	0	1	0	2	2	15
HARRISON	0	6	0	1	0	0	0	0	0	1	4	12
HENRY	1	5	1	0	1	0	0	0	0	0	0	8
HIGHLAND	1	6	1	23	9	0	0	0	0	0	0	40
HOCKING	3	9	5	14	13	0	0	0	0	0	0	44
HOLMES	1	0	3	11	2	0	0	0	0	1	2	20
HURON	0	0	1	24	6	0	0	0	0	0	16	47
JACKSON	5	0	2	1	3	0	0	0	0	0	0	11
JEFFERSON	1	1	6	0	2	0	0	1	0	1	24	36
KNOX	0	0	0	0	0	0	0	0	0	0	0	0
LAKE	3	0	30	0	5	0	0	1	1	1	9	50
LAWRENCE	13	49	0	0	4	0	0	1	0	0	22	89
LICKING	1	0	86	80	60	0	0	1	0	14	5	247
LOGAN	51	4	0	3	41	0	0	0	0	0	0	99
LORAIN	85	0	1	0	3	0	0	0	0	0	68	157

**COURTS OF COMMON PLEAS - DOMESTIC RELATIONS DIVISION**  
**DOMESTIC VIOLENCE TERMINATIONS (continued)**

1999

COUNTY	** UNCONTESTED **		** TRIAL BY **		VOLUN- TARY DIS- MISSAL	MEDIATION/ CONCILIATION	BANKRUPTCY	TRANS- FERRED OUT	PRIVATE JUDGE	UNAVAIL- ABILITY OF PARTY	OTHER TERMIN- ATIONS	TOTAL TERMIN- ATIONS
	JUDGE	MAGISTRATE	JUDGE	MAGISTRATE			STAY/INTER- LOCUTORY APPEAL					
LUCAS	0	31	0	260	117	2	0	1	0	0	95	506
MADISON	0	0	10	0	1	0	0	0	0	0	1	12
MAHONING	2	126	0	0	3	0	0	0	0	3	555	689
MARION	29	0	71	0	28	0	0	15	0	0	17	160
MEDINA	15	58	8	132	31	0	0	0	0	9	0	253
MEIGS	0	1	6	0	3	0	0	0	0	0	0	10
MERCER	8	0	17	3	3	0	0	0	0	1	2	34
MIAMI	0	0	0	23	11	0	0	0	0	0	14	48
MONROE	0	0	0	0	0	0	0	0	0	0	0	0
MONTGOMERY	1	0	1	667	108	0	0	0	0	0	172	949
MORGAN	0	0	0	0	1	0	0	0	0	0	1	2
MORROW	0	0	0	0	0	0	0	0	0	0	0	0
MUSKINGUM	0	38	0	28	11	0	0	0	0	6	12	95
NOBLE	0	0	0	0	0	0	0	0	0	0	0	0
OTTAWA	0	2	0	23	19	0	0	0	0	0	0	44
PAULDING	1	0	5	0	0	0	0	0	0	0	0	6
PERRY	0	1	1	8	5	0	0	0	0	0	8	23
PICKAWAY	2	0	4	3	4	0	0	0	0	0	5	18
PIKE	11	0	14	0	19	0	0	0	0	0	10	54
PORTAGE	1	0	0	43	2	0	0	0	0	0	3	49
PREBLE	2	0	131	0	6	0	0	0	0	0	3	142
PUTNAM	0	0	9	0	3	0	0	0	0	0	0	12
RICHLAND	1	2	0	41	11	0	0	0	0	5	1	61
ROSS	8	0	13	2	4	0	0	1	0	0	15	43
SANDUSKY	2	0	3	0	10	2	0	0	0	0	45	62
SCIOTO	68	3	3	1	24	0	0	0	0	4	8	111
SENECA	24	37	4	64	62	0	0	1	0	1	10	203
SHELBY	0	10	0	2	3	0	0	0	0	3	0	18
STARK	0	0	0	119	2	0	0	0	0	0	41	162
SUMMIT	0	6	0	259	32	0	0	0	0	0	122	419
TRUMBULL	0	101	0	0	110	0	0	0	0	0	84	295
TUSCARAWAS	5	23	0	0	4	0	0	0	0	0	2	34
UNION	0	0	1	0	8	0	0	0	0	0	4	13
VAN WERT	11	54	0	0	12	0	0	0	0	6	3	86
VINTON	0	0	16	0	5	0	0	0	0	0	0	21
WARREN	0	0	7	99	38	0	0	0	0	1	94	239
WASHINGTON	18	0	14	0	9	1	0	0	0	1	9	52
WAYNE	6	1	16	5	8	0	0	0	0	0	1	37
WILLIAMS	21	1	0	0	3	0	0	0	0	1	0	26
WOOD	2	17	23	41	28	0	0	2	0	0	27	140
WYANDOT	0	14	2	35	6	0	0	0	0	1	1	59
STATEWIDE	783	1,032	897	4,295	2,245	6	1	75	4	203	2,035	11,576

COURTS OF COMMON PLEAS - DOMESTIC RELATIONS DIVISION  
STATEWIDE NEW CASES FILED AND TOTAL TERMINATIONS COMPARISON  
1995 - 1999



Note: Marriage terminations and dissolution cases only



An outline map of the state of Ohio, showing its geographical boundaries. The map is centered on the page and serves as a background for the text.

# Section G

Courts of Common Pleas

Probate Division

**COURTS OF COMMON PLEAS - PROBATE DIVISION****COMPOSITE REPORT FORM FOR THE ENTIRE STATE****1999**

	<i>CASES PENDING JANUARY 1</i>	<i>CASES FILED</i>	<i>CASES CLOSED</i>	<i>CASES PENDING DECEMBER 31</i>
DECEDENT'S ESTATES	62,128	67,629	66,011	63,746
GUARDIANSHIPS OF MINORS	24,158	4,076	4,644	23,590
GUARDIANSHIPS OF INCOMPETENTS	29,672	5,838	4,855	30,655
EMERGENCY, LIMITED AND INTERIM GUARDIANSHIPS	X	X	637	X
CONSERVATORSHIPS	346	94	120	320
TESTAMENTARY TRUSTS	12,303	1,048	1,497	11,854
CIVIL ACTIONS	2,456	2,831	2,807	2,480
ADOPTIONS	2,095	5,553	5,432	2,216
MENTAL ILLNESS AND MENTAL RETARDATION	1,946	4,794	4,786	1,954
MINORS' SETTLEMENTS	1,059	2,155	1,900	1,314
WRONGFUL DEATH	422	255	280	397
DELAYED REGISTRATION AND CORRECTION OF BIRTH	X	1,147	1,157	X
CHANGE OF NAME	X	4,478	4,394	X
TOTALS	136,585	99,898	98,520	138,526
MARRIAGE APPLICATIONS GRANTED DURING YEAR	92,961			

Note: "X" indicates data not required



**COURTS OF COMMON PLEAS - PROBATE DIVISION**

**OVERALL CASELOADS**

**1999**

*NEW FILINGS, TRANSFERS,*

*AND REACTIVATIONS*

*TERMINATIONS*

<u>COUNTY</u>	<u>NUMBER OF JUDGES</u>	<u>POPULATION</u>		<u>AND REACTIVATIONS</u>			<u>TERMINATIONS</u>		
		<u>TOTAL</u>	<u>PER JUDGE</u>	<u>TOTAL</u>	<u>JUDGE</u>	<u>POPULATION</u>	<u>TOTAL</u>	<u>JUDGE</u>	<u>POPULATION</u>
The judges of the following counties also have General, Domestic Relations, and Juvenile Division jurisdiction.									
ADAMS	1	28,587	28,587	218	218	8	258	258	9
HARRISON	1	16,097	16,097	155	155	10	145	145	9
HENRY	1	29,923	29,923	287	287	10	330	330	11
MORGAN	1	14,536	14,536	156	156	11	144	144	10
MORROW	1	31,467	31,467	233	233	7	212	212	7
NOBLE	1	12,343	12,343	107	107	9	90	90	7
WYANDOT	1	22,826	22,826	204	204	9	150	150	7
The judges of the following counties have Probate Division jurisdiction exclusively.									
BUTLER	1	330,428	330,428	2,217	2,217	7	2,055	2,055	6
CLARK	1	145,341	145,341	1,472	1,472	10	1,426	1,426	10
CUYAHOGA	2	1,380,696	690,348	15,026	7,513	11	15,924	7,962	12
ERIE	1	78,279	78,279	814	814	10	758	758	10
FRANKLIN	1	1,021,194	1,021,194	8,675	8,675	8	8,476	8,476	8
GREENE	1	146,607	146,607	1,100	1,100	8	1,002	1,002	7
HAMILTON	1	847,403	847,403	7,273	7,273	9	6,963	6,963	8
LAKE	1	223,779	223,779	1,911	1,911	9	1,875	1,875	8
LORAIN	1	282,149	282,149	2,107	2,107	7	2,023	2,023	7
LUCAS	1	448,542	448,542	4,016	4,016	9	4,070	4,070	9
MAHONING	1	255,165	255,165	2,282	2,282	9	1,968	1,968	8
MONTGOMERY	1	558,427	558,427	5,007	5,007	9	5,133	5,133	9
RICHLAND	1	127,342	127,342	1,089	1,089	9	1,053	1,053	8
STARK	1	373,112	373,112	3,499	3,499	9	3,338	3,338	9
SUMMIT	1	537,730	537,730	4,814	4,814	9	4,630	4,630	9
TRUMBULL	1	225,066	225,066	2,188	2,188	10	2,301	2,301	10
The judges of the following counties also have Juvenile Division jurisdiction.									
ALLEN	1	107,139	107,139	1,238	1,238	12	1,237	1,237	12
ASHLAND	1	52,237	52,237	477	477	9	557	557	11
ASHTABULA	1	103,300	103,300	1,056	1,056	10	1,066	1,066	10
ATHENS	1	61,490	61,490	603	603	10	621	621	10
AUGLAIZE *	1	47,103	47,103	443	443	9	394	394	8
BELMONT	1	69,175	69,175	768	768	11	696	696	10
BROWN	1	40,795	40,795	364	364	9	328	328	8
CARROLL	1	29,095	29,095	237	237	8	223	223	8
CHAMPAIGN	1	38,182	38,182	332	332	9	316	316	8
CLERMONT	1	175,960	175,960	1,406	1,406	8	1,223	1,223	7
CLINTON	1	39,979	39,979	360	360	9	332	332	8
COLUMBIANA	1	111,521	111,521	879	879	8	934	934	8
COSHOCTON	1	36,115	36,115	332	332	9	358	358	10
CRAWFORD	1	47,217	47,217	484	484	10	464	464	10
DARKE	1	54,180	54,180	572	572	11	525	525	10
DEFIANCE	1	39,824	39,824	395	395	10	428	428	11
DELAWARE	1	92,209	92,209	435	435	5	481	481	5
FAIRFIELD	1	123,998	123,998	920	920	7	906	906	7
FAYETTE	1	28,493	28,493	257	257	9	293	293	10
FULTON	1	41,895	41,895	453	453	11	461	461	11
GALLIA	1	33,422	33,422	299	299	9	283	283	8
GEAUGA	1	88,788	88,788	600	600	7	577	577	6
GUERNSEY	1	40,994	40,994	433	433	11	465	465	11

**COURTS OF COMMON PLEAS - PROBATE DIVISION  
OVERALL CASELOADS (continued)**

**1999**

NEW FILINGS, TRANSFERS,  
AND REACTIVATIONS

<u>COUNTY</u>	<u>NUMBER OF JUDGES</u>	<u>POPULATION</u>		<u>AND REACTIVATIONS</u>			<u>TERMINATIONS</u>		
		<u>TOTAL</u>	<u>PER JUDGE</u>	<u>TOTAL</u>	<u>JUDGE</u>	<u>POPULATION</u>	<u>TOTAL</u>	<u>JUDGE</u>	<u>PER 1,000 POPULATION</u>
HANCOCK	1	68,922	68,922	733	733	11	707	707	10
HARDIN	1	31,725	31,725	301	301	9	313	313	10
HIGHLAND	1	40,364	40,364	433	433	11	308	308	8
HOCKING	1	29,004	29,004	276	276	10	285	285	10
HOLMES	1	37,841	37,841	243	243	6	219	219	6
HURON	1	60,293	60,293	493	493	8	444	444	7
JACKSON	1	32,563	32,563	307	307	9	233	233	7
JEFFERSON	1	74,558	74,558	804	804	11	651	651	9
KNOX	1	53,309	53,309	494	494	9	534	534	10
LAWRENCE	1	64,427	64,427	535	535	8	457	457	7
LICKING	1	136,896	136,896	1,120	1,120	8	1,067	1,067	8
LOGAN	1	46,204	46,204	468	468	10	505	505	11
MADISON	1	41,576	41,576	299	299	7	276	276	7
MARION	2	64,774	32,387	678	339	10	682	341	11
MEDINA	1	144,019	144,019	929	929	6	901	901	6
MEIGS	1	24,006	24,006	163	163	7	135	135	6
MERCER	1	41,198	41,198	331	331	8	345	345	8
MIAMI	1	98,147	98,147	807	807	8	767	767	8
MONROE	1	15,357	15,357	173	173	11	178	178	12
MUSKINGUM	1	84,470	84,470	817	817	10	882	882	10
OTTAWA	1	40,983	40,983	461	461	11	426	426	10
PAULDING	1	20,078	20,078	184	184	9	190	190	9
PERRY	1	34,290	34,290	228	228	7	219	219	6
PICKAWAY	1	53,731	53,731	392	392	7	381	381	7
PIKE	1	27,775	27,775	238	238	9	213	213	8
PORTAGE	1	151,222	151,222	980	980	6	959	959	6
PREBLE	1	43,226	43,226	413	413	10	424	424	10
PUTNAM	1	35,255	35,255	312	312	9	334	334	9
ROSS	1	75,473	75,473	638	638	8	608	608	8
SANDUSKY	1	62,216	62,216	582	582	9	551	551	9
SCIOTO	1	80,355	80,355	777	777	10	720	720	9
SENECA	1	60,099	60,099	656	656	11	579	579	10
SHELBY	1	47,457	47,457	427	427	9	417	417	9
TUSCARAWAS	1	88,608	88,608	764	764	9	864	864	10
UNION	1	39,494	39,494	245	245	6	268	268	7
VAN WERT	1	30,200	30,200	307	307	10	394	394	13
VINTON	1	12,158	12,158	111	111	9	76	76	6
WARREN	1	146,033	146,033	991	991	7	971	971	7
WASHINGTON	1	63,413	63,413	579	579	9	572	572	9
WAYNE	1	110,125	110,125	836	836	8	875	875	8
WILLIAMS	1	38,001	38,001	387	387	10	378	378	10
WOOD	1	119,498	119,498	793	793	7	720	720	6
STATEWIDE	90	11,209,493	124,550	99,898	1,110	9	98,520	1,095	9

All population figures based on estimated 1998 U.S.Census

\* The judges of Auglaize and Marion Counties also have Domestic Relations Division jurisdiction.

**COURTS OF COMMON PLEAS - PROBATE DIVISION**  
**DECEDENTS' ESTATES AND WRONGFUL DEATH**  
**1999**

COUNTY	----- DECEDENTS' ESTATES -----				----- WRONGFUL DEATH -----			
	CASES	CASES	CASES	CASES	CASES	CASES	CASES	CASES
	PENDING JANUARY 1	FILED	CLOSED	PENDING DECEMBER 31	PENDING JANUARY 1	FILED	CLOSED	PENDING DECEMBER 31
ADAMS	139	145	161	123	0	0	0	0
ALLEN	690	775	759	706	0	0	0	0
ASHLAND	442	366	446	362	0	0	0	0
ASHTABULA	371	819	819	371	67	0	0	67
ATHENS	192	280	262	210	0	0	0	0
AUGLAIZE	238	334	298	274	1	1	1	1
BELMONT	456	605	527	534	0	0	0	0
BROWN	245	266	255	256	1	0	0	1
BUTLER	1,357	1,546	1,459	1,444	10	0	0	10
CARROLL	139	186	183	142	0	0	0	0
CHAMPAIGN	139	233	222	150	1	5	6	0
CLARK	978	880	859	999	4	10	10	4
CLERMONT	444	820	794	470	0	0	0	0
CLINTON	199	244	231	212	0	0	0	0
COLUMBIANA	715	706	710	711	1	0	0	1
COSHOCTON	240	258	273	225	0	0	0	0
CRAWFORD	354	374	354	374	0	0	0	0
CUYAHOGA	12,103	9,353	9,265	12,191	0	0	0	0
DARKE	311	451	391	371	0	0	0	0
DEFIANCE	198	260	288	170	0	0	0	0
DELAWARE	340	305	307	338	0	0	0	0
ERIE	700	555	510	745	0	0	0	0
FAIRFIELD	401	630	600	431	5	5	9	1
FAYETTE	218	168	182	204	1	0	1	0
FRANKLIN	3,745	5,155	5,095	3,805	0	0	0	0
FULTON	259	304	304	259	0	0	0	0
GALLIA	212	162	159	215	0	0	0	0
GEAUGA	375	434	387	422	3	0	1	2
GREENE	620	831	749	702	0	2	2	0
GUERNSEY	212	228	244	196	2	6	6	2
HAMILTON	3,115	4,850	4,404	3,561	73	30	62	41
HANCOCK	487	531	544	474	0	8	8	0
HARDIN	216	228	238	206	0	0	0	0
HARRISON	169	123	115	177	0	2	2	0
HENRY	313	219	251	281	0	1	1	0
HIGHLAND	239	291	187	343	1	3	3	1
HOCKING	123	185	188	120	5	5	1	9
HOLMES	92	178	158	112	0	5	4	1
HURON	336	364	334	366	25	15	7	33
JACKSON	292	216	196	312	0	0	0	0
JEFFERSON	565	630	496	699	0	0	0	0
KNOX	333	408	461	280	0	0	0	0
LAKE	1,157	1,271	1,299	1,129	7	0	0	7
LAWRENCE	540	339	322	557	58	9	11	56
LICKING	510	787	772	525	28	25	28	25
LOGAN	356	388	409	335	0	0	0	0
LORAIN	1,106	1,503	1,463	1,146	0	0	0	0

**COURTS OF COMMON PLEAS - PROBATE DIVISION**  
**DECEDENTS' ESTATES AND WRONGFUL DEATH (continued)**  
**1999**

COUNTY	----- DECEDENTS' ESTATES -----				----- WRONGFUL DEATH -----			
	CASES	CASES	CASES	CASES	CASES	CASES	CASES	CASES
	PENDING JANUARY 1	FILED	CLOSED	PENDING DECEMBER 31	PENDING JANUARY 1	FILED	CLOSED	PENDING DECEMBER 31
LUCAS	2,325	2,735	2,813	2,247	0	0	0	0
MADISON	352	215	204	363	7	4	6	5
MAHONING	2,943	1,586	1,513	3,016	0	0	0	0
MARION	399	486	488	397	0	13	12	1
MEDINA	571	633	587	617	0	0	0	0
MEIGS	434	98	75	457	0	1	1	0
MERCER	257	263	276	244	0	0	0	0
MIAMI	455	595	559	491	21	8	10	19
MONROE	133	133	147	119	0	0	0	0
MONTGOMERY	2,755	3,625	3,805	2,575	0	0	0	0
MORGAN	167	107	106	168	0	0	0	0
MORROW	182	162	83	261	2	0	0	2
MUSKINGUM	568	563	623	508	0	0	0	0
NOBLE	64	65	54	75	0	0	0	0
OTTAWA	253	371	333	291	0	1	1	0
PAULDING	88	151	157	82	0	0	0	0
PERRY	269	160	141	288	7	4	2	9
PICKAWAY	177	282	265	194	3	5	5	3
PIKE	175	170	169	176	26	6	0	32
PORTAGE	630	662	673	619	44	9	11	42
PREBLE	207	296	306	197	3	1	0	4
PUTNAM	173	228	268	133	0	2	2	0
RICHLAND	466	815	776	505	0	0	0	0
ROSS	254	463	418	299	0	0	0	0
SANDUSKY	493	451	429	515	3	0	0	3
SCIOTO	457	501	455	503	0	0	0	0
SENECA	283	417	371	329	3	10	13	0
SHELBY	248	336	318	266	0	0	0	0
STARK	1,836	2,266	2,186	1,916	0	0	0	0
SUMMIT	2,774	3,247	2,953	3,068	0	0	0	0
TRUMBULL	1,354	1,469	1,599	1,224	3	44	39	8
TUSCARAWAS	650	597	679	568	0	12	12	0
UNION	172	161	184	149	0	0	0	0
VAN WERT	268	226	299	195	0	0	0	0
VINTON	47	79	47	79	0	2	2	0
WARREN	453	671	677	447	0	0	0	0
WASHINGTON	296	461	442	315	0	0	0	0
WAYNE	628	627	671	584	0	0	0	0
WILLIAMS	225	279	282	222	0	0	0	0
WOOD	532	624	541	615	0	0	0	0
WYANDOT	134	169	109	194	7	1	1	7
STATEWIDE	62,128	67,629	66,011	63,746	422	255	280	397

**COURTS OF COMMON PLEAS - PROBATE DIVISION  
GUARDIANSHIPS**

COUNTY	-----MINORS-----			-----INCOMPETENTS-----					
	CASES PENDING JANUARY 1	CASES FILED	CASES CLOSED	CASES PENDING DECEMBER 31	CASES PENDING JANUARY 1	CASES FILED	CASES CLOSED	CASES PENDING DECEMBER 31	EMERGENCY, LIMITED, AND INTERIM APPOINTMENTS
ADAMS	58	3	9	52	81	15	10	86	14
ALLEN	644	108	87	665	361	93	98	356	41
ASHLAND	150	8	11	147	137	25	11	151	0
ASHTABULA	130	17	28	119	382	66	56	392	0
ATHENS	69	10	7	72	137	19	14	142	3
AUGLAIZE	57	24	14	67	57	15	7	65	10
BELMONT	73	10	15	68	202	51	41	212	13
BROWN	61	14	7	68	105	17	10	112	0
BUTLER	384	85	56	413	586	124	63	647	40
CARROLL	21	6	1	26	93	15	12	96	0
CHAMPAIGN	61	6	11	56	89	18	12	95	0
CLARK	831	176	153	854	460	117	69	508	22
CLERMONT	168	20	28	160	297	290	102	485	0
CLINTON	91	33	36	88	64	13	4	73	0
COLUMBIAN/	93	17	17	93	287	46	42	291	0
COSHOCTON	68	8	9	67	104	17	14	107	3
CRAWFORD	67	14	10	71	93	17	15	95	20
CUYAHOGA	7,479	837	1,681	6,635	5,546	1,148	1,316	5,378	2
DARKE	97	23	36	84	171	30	32	169	3
DEFIANCE	98	22	17	103	109	16	14	111	0
DELAWARE	102	16	22	96	124	17	22	119	8
ERIE	138	19	21	136	290	76	63	303	21
FAIRFIELD	105	15	12	108	273	70	59	284	15
FAYETTE	59	9	10	58	115	25	29	111	27
FRANKLIN	2,356	672	408	2,620	2,375	505	330	2,550	41
FULTON	59	10	8	61	67	16	17	66	0
GALLIA	49	4	7	46	233	14	6	241	1
GEAUGA	127	19	29	117	177	22	23	176	5
GREENE	294	51	29	316	339	35	44	330	0
GUERNSEY	28	6	5	29	149	23	18	154	11
HAMILTON	2,000	277	460	1,817	1,344	286	249	1,381	7
HANCOCK	35	17	4	48	223	22	21	224	0
HARDIN	42	5	8	39	90	16	11	95	7
HARRISON	22	1	1	22	60	3	3	60	0
HENRY	60	6	12	54	53	17	17	53	0
HIGHLAND	100	32	14	118	103	16	18	101	17
HOCKING	23	4	7	20	67	17	17	67	7
HOLMES	21	5	4	22	99	18	9	108	4
HURON	61	13	10	64	138	17	14	141	4
JACKSON	36	7	3	40	72	26	8	90	0
JEFFERSON	59	6	4	61	220	51	12	259	20
KNOX	55	15	5	65	198	23	14	207	0
LAKE	411	64	95	380	564	171	73	662	0
LAWRENCE	473	45	23	495	239	44	23	260	7
LICKING	122	15	15	122	280	69	34	315	23
LOGAN	60	13	15	58	76	12	14	74	5
LORAIN	696	121	120	697	501	80	54	527	11

**COURTS OF COMMON PLEAS - PROBATE DIVISION  
GUARDIANSHIPS (continued)**

COUNTY	----- MINORS -----			----- INCOMPETENTS -----				CASES EMERGENCY, LIMITED, AND INTERIM APPOINTMENTS	
	CASES PENDING JANUARY 1	CASES FILED	CASES CLOSED	CASES PENDING DECEMBER 31	CASES PENDING JANUARY 1	CASES FILED	CASES CLOSED		CASES PENDING DECEMBER 31
LUCAS	392	165	179	378	1,294	220	185	1,329	4
MADISON	108	11	7	112	66	11	8	69	1
MAHONING	302	44	8	338	1,351	138	31	1,458	9
MARION	74	9	10	73	147	44	22	169	23
MEDINA	345	79	98	326	301	28	25	304	1
MEIGS	136	5	3	138	86	12	9	89	10
MERCER	50	9	9	50	60	5	8	57	1
MIAMI	186	16	24	178	154	41	28	167	8
MONROE	31	14	7	38	25	3	4	24	2
MONTGOMERY	587	113	96	604	1,007	229	157	1,079	2
MORGAN	60	3	0	63	77	8	7	78	3
MORROW	23	12	1	34	90	15	103	2	0
MUSKINGUM	76	14	14	76	283	50	36	297	19
NOBLE	16	6	3	19	21	4	4	21	0
OTTAWA	62	13	6	69	124	22	12	134	4
PAULDING	40	8	13	35	37	7	3	41	5
PERRY	67	4	7	64	136	16	18	134	0
PICKAWAY	98	30	13	115	103	11	17	97	0
PIKE	59	12	5	66	84	10	3	91	5
PORTAGE	149	29	17	161	239	39	26	252	1
PREBLE	104	20	24	100	143	24	23	144	11
PUTNAM	87	17	7	97	79	15	8	86	0
RICHLAND	134	20	16	138	355	64	54	365	17
ROSS	159	32	32	159	134	19	26	127	4
SANDUSKY	88	20	18	90	127	19	14	132	7
SCIOTO	70	18	8	80	166	61	42	185	35
SENECA	113	14	18	109	242	52	33	261	9
SHELBY	85	12	15	82	95	16	14	97	6
STARK	169	61	30	200	1,132	189	151	1,170	8
SUMMIT	844	149	171	822	1,693	305	375	1,623	12
TRUMBULL	325	84	76	333	588	112	98	602	0
TUSCARAWA	102	9	7	104	158	26	40	144	0
UNION	46	5	7	44	73	8	8	73	4
VAN WERT	42	10	7	45	75	9	11	73	4
VINTON	20	2	1	21	44	2	3	43	1
WARREN	212	40	40	212	348	57	29	376	0
WASHINGTON	42	8	9	41	116	26	19	123	0
WAYNE	154	20	22	152	278	36	22	292	3
WILLIAMS	60	12	7	65	63	11	6	68	2
WOOD	122	15	21	116	185	26	21	190	3
WYANDOT	26	4	4	26	63	5	8	60	1
STATEWIDE	24,158	4,076	4,644	23,590	29,672	5,838	4,855	30,655	637

**COURTS OF COMMON PLEAS - PROBATE DIVISION**  
**CONSERVATORSHIPS, TESTAMENTARY TRUSTS, AND CIVIL ACTIONS**  
**1999**

COUNTY	-----CONSERVATORSHIPS-----				-----TESTAMENTARY TRUSTS-----				-----CIVIL ACTIONS-----			
	CASES		CASES		CASES		CASES		CASES		CASES	
	PENDING JANUARY 1	CASES FILED	CASES CLOSED	PENDING DECEMBER 31	PENDING JANUARY 1	CASES FILED	CASES CLOSED	PENDING DECEMBER 31	PENDING JANUARY 1	CASES FILED	CASES CLOSED	PENDING DECEMBER 31
ADAMS	0	0	0	0	4	3	1	6	15	7	13	9
ALLEN	3	1	2	2	125	13	17	121	40	27	36	31
ASHLAND	1	0	0	1	106	9	12	103	8	11	9	10
ASHTABULA	4	3	3	4	50	6	5	51	2	7	7	2
ATHENS	2	0	1	1	14	2	2	14	18	14	22	10
AUGLAIZE	0	0	0	0	64	8	3	69	7	12	12	7
BELMONT	2	0	1	1	80	2	4	78	1	1	1	1
BROWN	0	0	0	0	53	4	1	56	8	11	8	11
BUTLER	11	0	0	11	211	13	14	210	57	75	63	69
CARROLL	0	0	0	0	21	0	1	20	3	2	0	5
CHAMPAIGN	1	1	0	2	23	8	4	27	6	9	13	2
CLARK	9	1	4	6	160	16	8	168	31	44	41	34
CLERMONT	0	0	0	0	58	4	4	58	18	19	22	15
CLINTON	0	0	0	0	78	3	2	79	8	11	4	15
COLUMBIANA	0	0	0	0	124	4	10	118	2	0	1	1
COSHOCTON	2	0	1	1	47	2	6	43	2	13	11	4
CRAWFORD	3	0	0	3	94	8	16	86	12	7	5	14
CUYAHOGA	67	16	31	52	1,707	56	161	1,602	410	500	516	394
DARKE	5	1	1	5	90	7	14	83	6	11	8	9
DEFIANCE	5	5	6	4	28	3	4	27	11	26	29	8
DELAWARE	0	0	0	0	102	4	9	97	0	5	2	3
ERIE	5	2	1	6	112	7	6	113	24	21	13	32
FAIRFIELD	1	1	1	1	73	7	6	74	25	44	48	21
FAYETTE	2	0	1	1	45	2	1	46	1	5	2	4
FRANKLIN	20	5	8	17	1,051	147	508	690	311	299	278	332
FULTON	0	0	0	0	54	2	7	49	5	8	6	7
GALLIA	0	0	0	0	25	1	3	23	5	3	5	3
GEAUGA	0	0	0	0	66	3	6	63	12	21	16	17
GREENE	8	2	2	8	141	11	11	141	37	42	35	44
GUERNSEY	4	0	1	3	29	1	2	28	6	10	8	8
HAMILTON	7	1	3	5	1,475	155	91	1,539	164	155	198	121
HANCOCK	2	2	0	4	51	12	4	59	16	14	18	12
HARDIN	1	0	1	0	56	7	5	58	7	1	5	3
HARRISON	2	0	0	2	1	0	1	0	1	0	0	1
HENRY	2	0	0	2	53	2	6	49	4	8	7	5
HIGHLAND	2	1	0	3	55	6	5	56	7	11	3	15
HOCKING	2	1	1	2	18	4	1	21	7	11	10	8
HOLMES	0	0	0	0	20	1	2	19	2	1	5	-2
HURON	1	2	2	1	46	1	3	44	11	18	9	20
JACKSON	1	0	0	1	11	3	0	14	13	13	0	26
JEFFERSON	1	0	0	1	105	2	12	95	9	3	3	9
KNOX	0	0	0	0	52	0	4	48	7	7	11	3
LAKE	7	0	1	6	144	117	96	165	94	92	117	69
LAWRENCE	3	0	0	3	32	7	3	36	19	18	9	28
LICKING	3	2	3	2	204	12	6	210	8	28	22	14
LOGAN	0	0	0	0	67	5	2	70	6	4	4	6
LORAIN	8	3	3	8	181	19	4	196	37	47	48	36

**COURTS OF COMMON PLEAS - PROBATE DIVISION**  
**CONSERVATORSHIPS, TESTAMENTARY TRUSTS, AND CIVIL ACTIONS (continued)**

**1999**

COUNTY	----- CONSERVATORSHIPS -----				----- TESTAMENTARY TRUSTS -----				----- CIVIL ACTIONS -----			
	CASES			CASES	CASES			CASES	CASES			CASES
	PENDING	CASES	CASES	PENDING	PENDING	CASES	CASES	PENDING	PENDING	CASES	CASES	PENDING
	<u>JANUARY 1</u>	<u>FILED</u>	<u>CLOSED</u>	<u>DECEMBER 31</u>	<u>JANUARY 1</u>	<u>FILED</u>	<u>CLOSED</u>	<u>DECEMBER 31</u>	<u>JANUARY 1</u>	<u>FILED</u>	<u>CLOSED</u>	<u>DECEMBER 31</u>
LUCAS	17	6	6	17	323	24	32	315	64	96	82	78
MADISON	2	0	0	2	72	5	4	73	19	8	8	19
MAHONING	9	3	0	12	531	28	8	551	118	81	37	162
MARION	1	0	1	0	110	8	8	110	14	12	13	13
MEDINA	8	4	1	11	64	4	9	59	15	12	17	10
MEIGS	2	0	0	2	27	0	0	27	2	0	1	1
MERCER	0	0	0	0	35	7	6	36	1	0	1	0
MIAMI	1	0	0	1	232	13	13	232	14	20	17	17
MONROE	0	0	0	0	5	2	3	4	0	6	3	3
MONTGOMERY	10	4	5	9	599	23	68	554	92	146	146	92
MORGAN	0	0	0	0	26	1	0	27	8	10	3	15
MORROW	0	0	0	0	18	0	0	18	11	0	0	11
MUSKINGUM	3	2	1	4	169	8	15	162	21	27	22	26
NOBLE	0	0	0	0	9	0	0	9	1	6	2	5
OTTAWA	3	0	1	2	34	2	6	30	10	9	17	2
PAULDING	1	0	0	1	41	3	0	44	3	6	3	6
PERRY	0	0	0	0	11	1	2	10	8	6	2	12
PICKAWAY	2	1	1	2	50	6	5	51	52	13	17	48
PIKE	1	0	0	1	18	2	1	19	3	1	3	1
PORTAGE	4	2	1	5	95	20	10	105	21	32	30	23
PREBLE	2	0	0	2	49	6	0	55	7	11	9	9
PUTNAM	1	0	0	1	44	7	1	50	9	3	8	4
RICHLAND	0	0	0	0	216	13	16	213	34	20	28	26
ROSS	1	0	0	1	78	3	5	76	8	11	9	10
SANDUSKY	1	1	0	2	53	11	8	56	15	13	14	14
SCIOTO	0	0	0	0	59	4	5	58	13	3	0	16
SENECA	7	0	2	5	86	3	11	78	13	70	51	32
SHELBY	1	1	2	0	81	6	6	81	8	10	12	6
STARK	6	1	1	6	337	19	27	329	89	135	116	108
SUMMIT	35	15	16	34	466	39	58	447	106	208	233	81
TRUMBULL	17	1	0	18	303	28	25	306	75	46	62	59
TUSCARAWAS	2	0	2	0	48	3	5	46	24	22	26	20
UNION	1	1	1	1	49	3	4	48	8	6	8	6
VAN WERT	0	0	0	0	57	4	5	56	13	6	14	5
VINTON	1	0	0	1	0	0	0	0	0	2	1	1
WARREN	0	0	0	0	114	10	6	118	13	19	16	16
WASHINGTON	1	0	0	1	70	4	8	66	7	10	13	4
WAYNE	4	1	1	4	149	9	17	141	7	19	20	6
WILLIAMS	0	1	0	1	70	4	1	73	3	16	18	1
WOOD	4	0	0	4	77	2	3	76	23	10	19	14
WYANDOT	1	0	0	1	22	4	3	23	1	4	3	2
STATEWIDE	346	94	120	320	12,303	1,048	1,497	11,854	2,456	2,831	2,807	2,480



**COURTS OF COMMON PLEAS - PROBATE DIVISION**

**MISCELLANEOUS ACTIVITIES**

**1999**

COUNTY	-- ADOPTIONS --		MENTAL ILLNESS - AND RETARDATION -		MINORS' - SETTLEMENTS -		BIRTH RECORD -- CORRECTION --		NAME ---- CHANGES ----		MARRIAGE
	CASES	CASES	CASES	CASES	CASES	CASES	CASES	CASES	CASES	CASES	APPLICATIONS
	<u>FILED</u>	<u>TERMINATED</u>	<u>FILED</u>	<u>TERMINATED</u>	<u>FILED</u>	<u>TERMINATE</u>	<u>FILED</u>	<u>TERMINATED</u>	<u>FILED</u>	<u>TERMINATED</u>	<u>GRANTED</u>
ADAMS	14	18	6	10	9	3	10	14	6	5	271
ALLEN	87	68	71	73	23	#	10	8	30	28	816
ASHLAND	25	31	3	4	4	6	11	11	15	16	408
ASHTABULA	53	52	5	6	27	#	9	8	44	47	982
ATHENS	26	31	200	201	3	0	17	22	32	56	425
AUGLAIZE	15	20	3	3	13	8	5	5	13	13	308
BELMONT	40	37	26	23	12	#	3	2	18	21	445
BROWN	21	20	8	8	8	5	7	7	8	7	290
BUTLER	148	163	76	67	46	#	11	8	93	73	2,616
CARROLL	15	11	0	1	5	9	2	2	6	3	193
CHAMPAIGN	17	14	6	7	5	4	9	9	15	14	300
CLARK	98	110	45	67	31	#	21	21	33	33	955
CLERMONT	85	86	50	60	44	#	19	19	55	63	1,374
CLINTON	19	23	3	6	8	8	6	5	20	13	344
COLUMBIANA	45	35	7	36	26	#	0	15	28	39	944
COSHOCTON	19	14	7	20	5	6	0	0	3	1	300
CRAWFORD	20	17	5	3	17	6	3	2	19	16	326
CUYAHOGA	684	661	1,150	1,050	179	#	138	136	965	934	10,203
DARKE	28	19	1	1	10	#	1	1	9	9	442
DEFIANCE	30	36	8	9	7	8	7	7	11	10	346
DELAWARE	26	49	2	2	8	7	2	2	50	51	676
ERIE	38	35	16	9	17	#	10	14	53	48	653
FAIRFIELD	69	68	33	40	15	#	4	4	27	28	953
FAYETTE	18	15	8	8	8	6	8	7	6	4	234
FRANKLIN	704	673	323	422	225	#	115	110	525	572	9,802
FULTON	32	35	60	61	9	9	2	3	10	11	346
GALLIA	14	12	72	61	7	7	17	17	5	5	237
GEAUGA	29	30	10	10	9	#	6	8	47	49	592
GREENE	22	20	16	28	10	2	29	29	49	51	1,222
GUERNSEY	13	14	110	119	10	#	11	10	15	17	354
HAMILTON	315	321	537	505	190	#	101	104	376	387	5,780
HANCOCK	59	54	13	13	16	#	17	17	22	13	715
HARDIN	16	11	6	6	1	5	9	7	12	9	216
HARRISON	10	8	2	2	6	6	3	3	5	4	157
HENRY	12	15	1	1	11	9	0	0	10	11	211
HIGHLAND	21	19	10	8	10	8	20	20	12	6	359
HOCKING	19	19	21	19	5	7	1	1	3	7	227
HOLMES	17	16	1	1	2	2	10	10	5	4	368
HURON	21	19	0	0	10	#	5	4	27	27	503
JACKSON	17	10	11	7	9	5	0	0	5	4	334
JEFFERSON	23	22	32	33	19	#	22	21	16	14	600
KNOX	19	20	3	4	5	3	5	5	9	7	429
LAKE	90	94	29	30	32	#	0	0	45	43	1,558
LAWRENCE	26	31	9	9	12	7	6	6	20	6	256
LICKING	78	73	11	11	28	#	8	8	57	47	1,106
LOGAN	25	30	2	2	5	#	3	3	11	9	411
LORAIN	129	112	23	21	55	#	12	12	115	118	2,062

**COURTS OF COMMON PLEAS - PROBATE DIVISION**

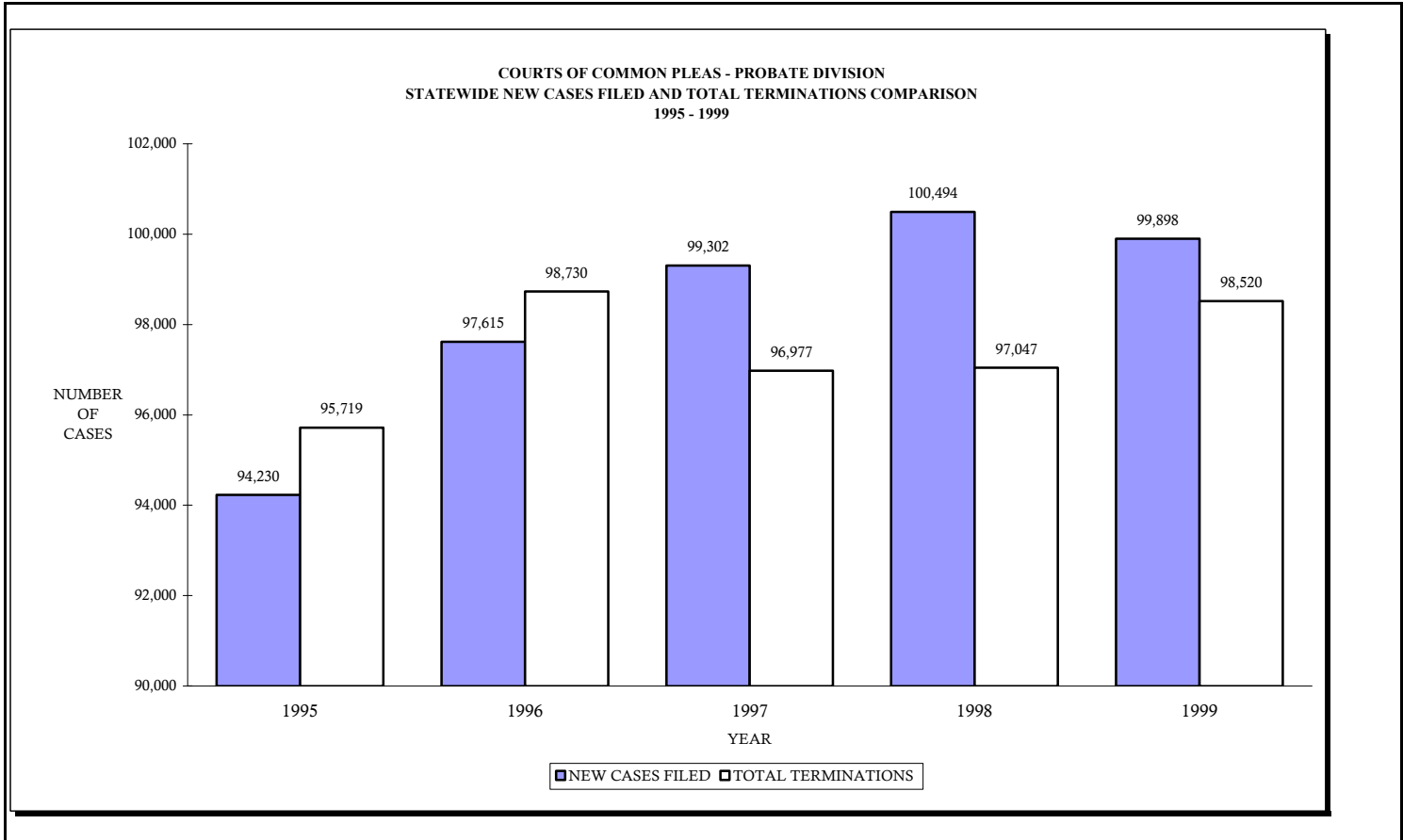
**MISCELLANEOUS ACTIVITIES (continued)**

**1999**

COUNTY	-- ADOPTIONS --		MENTAL ILLNESS - AND RETARDATION -		MINORS' - SETTLEMENTS -		BIRTH RECORD -- CORRECTION --		NAME ---- CHANGES ----		MARRIAGE
	CASES	CASES	CASES	CASES	CASES	CASES	CASES	CASES	CASES	CASES	APPLICATIONS
	FILED	TERMINATED	FILED	TERMINATED	FILED	TERMINATE	FILED	TERMINATED	FILED	TERMINATED	GRANTED
LUCAS	306	288	278	282	112	#	5	3	69	71	8,737
MADISON	18	12	1	1	6	8	6	6	14	11	243
MAHONING	94	83	122	126	77	#	22	20	87	56	1,700
MARION	37	39	8	8	29	#	10	10	22	19	553
MEDINA	57	59	2	2	29	#	17	15	64	59	1,064
MEIGS	19	10	12	9	3	4	6	6	7	7	192
MERCER	18	17	0	0	6	4	11	11	12	12	311
MIAMI	52	40	15	14	10	#	9	9	28	32	843
MONROE	4	2	1	3	5	2	4	4	1	1	178
MONTGOMERY	259	271	256	231	72	#	38	38	242	240	4,654
MORGAN	5	3	1	1	4	3	11	11	6	7	112
MORROW	19	17	2	0	7	0	4	3	12	5	224
MUSKINGUM	53	53	37	37	17	#	17	17	29	25	723
NOBLE	15	16	0	0	3	3	2	2	6	6	91
OTTAWA	11	15	0	0	7	7	7	7	18	17	309
PAULDING	5	4	0	0	1	1	2	2	1	2	193
PERRY	11	16	0	0	9	9	6	12	11	10	280
PICKAWAY	21	23	3	3	10	#	5	5	5	7	368
PIKE	15	14	0	0	11	3	3	2	8	8	258
PORTAGE	79	77	11	12	22	#	7	9	68	65	1,050
PREBLE	32	27	7	3	3	#	2	1	11	10	310
PUTNAM	14	13	8	8	4	5	9	9	5	5	246
RICHLAND	69	69	34	33	23	#	3	4	28	23	1,101
ROSS	40	37	40	41	15	#	4	4	11	13	716
SANDUSKY	21	21	6	6	15	#	2	1	23	19	479
SCIOTO	43	30	59	62	23	#	39	39	26	28	579
SENECA	35	22	13	22	18	6	6	4	18	17	403
SHELBY	23	24	4	4	4	5	3	3	12	8	399
STARK	198	209	346	314	86	#	52	52	146	158	2,992
SUMMIT	166	178	246	224	108	#	66	65	265	244	4,115
TRUMBULL	107	123	117	117	98	#	6	6	76	72	1,535
TUSCARAWAS	46	44	2	2	13	#	9	9	25	25	709
UNION	26	18	6	6	8	#	10	10	11	7	303
VAN WERT	25	25	7	6	5	5	4	6	11	12	257
VINTON	7	7	0	0	5	5	6	6	6	3	141
WARREN	99	98	23	30	21	#	9	9	42	45	1,132
WASHINGTON	20	18	32	31	7	#	0	0	11	12	586
WAYNE	48	42	16	15	17	#	5	5	38	40	915
WILLIAMS	29	27	30	30	4	4	1	1	0	0	311
WOOD	50	42	6	14	20	#	4	4	36	35	811
WYANDOT	6	8	2	2	2	6	0	0	7	5	189

STATEWIDE	5,553	5,432	4,794	4,786	2,155	#	1,147	1,157	4,478	4,394	92,961
-----------	-------	-------	-------	-------	-------	---	-------	-------	-------	-------	--------

graph



An outline map of the state of Ohio, showing its irregular borders and the western peninsula. The map is rendered in a light gray color with a subtle dotted texture, serving as a background for the text.

# Section H

Courts of Common Pleas

Juvenile Division



**COURTS OF COMMON PLEAS - JUVENILE DIVISION  
OVERALL CASELOADS  
1999**

NEW FILINGS, TRANSFERS,

COUNTY	NUMBER OF JUDGES	---- POPULATION ----		----- AND REACTIVATIONS -----			----- TERMINATIONS -----		
		TOTAL	PER JUDGE	TOTAL	PER JUDGE	PER 1,000 POPULATION	TOTAL	PER JUDGE	PER 1,000 POPULATION
The judges of the following counties also have General, Domestic Relations, and Probate Division jurisdiction.									
ADAMS	1	28,587	24,328	787	787	28	803	803	28
HARRISON	1	16,097	16,097	357	357	22	348	348	22
HENRY	1	29,923	29,923	868	868	29	806	806	27
MORGAN	1	14,536	14,536	610	610	42	579	579	40
MORROW	1	31,467	31,467	780	780	25	816	816	26
NOBLE	1	12,343	12,343	218	218	18	241	241	20
WYANDOT	1	22,826	22,826	945	945	41	960	960	42
The judges of the following counties also have Domestic Relations Division jurisdiction.									
AUGLAIZE*	1	47,103	47,103	1,253	1,253	27	1,302	1,302	28
CLARK	1	145,341	145,341	5,907	5,907	41	5,902	5,902	41
ERIE	1	78,279	78,279	5,462	5,462	70	5,839	5,839	75
FRANKLIN	5	1,021,194	204,239	23,395	4,679	23	24,050	4,810	24
LORAIN	3	282,149	94,050	9,659	3,220	34	8,955	2,985	32
MARION	1	64,774	64,774	4,030	4,030	62	4,089	4,089	63
RICHLAND	1	127,342	127,342	4,862	4,862	38	4,916	4,916	39
STARK	3	373,112	124,371	9,086	3,029	24	9,885	3,295	26
TRUMBULL	2	225,066	112,533	8,721	4,361	39	8,667	4,334	39
The judges of the following counties have Juvenile Division jurisdiction exclusively.									
BUTLER	1	330,428	330,428	9,386	9,386	28	8,489	8,489	26
CUYAHOGA	6	1,380,696	230,116	28,157	4,693	20	28,340	4,723	21
GREENE	1	146,607	146,607	5,259	5,259	36	5,336	5,336	36
HAMILTON	2	847,403	423,702	40,203	20,102	47	40,067	20,034	47
LAKE	1	223,779	223,779	5,549	5,549	25	5,592	5,592	25
LUCAS	2	448,542	224,271	17,869	8,935	40	18,130	9,065	40
MAHONING	1	255,165	255,165	6,518	6,518	26	7,358	7,358	29
MONTGOMERY	2	558,427	279,214	16,796	8,398	30	17,568	8,784	31
SUMMIT	1	537,730	537,730	13,168	13,168	24	14,155	14,155	26
The judges of the following counties also have Probate Division jurisdiction.									
ALLEN	1	107,139	107,139	4,618	4,618	43	4,963	4,963	46
ASHLAND	1	52,237	52,237	1,444	1,444	28	1,430	1,430	27
ASHTABULA	1	103,300	103,300	4,122	4,122	40	3,598	3,598	35
ATHENS	1	61,490	61,490	1,897	1,897	31	1,891	1,891	31
BELMONT	1	69,175	69,175	2,072	2,072	30	2,048	2,048	30
BROWN	1	40,795	40,795	1,233	1,233	30	1,220	1,220	30
CARROLL	1	29,095	29,095	759	759	26	754	754	26
CHAMPAIGN	1	38,182	38,182	1,473	1,473	39	1,457	1,457	38
CLERMONT	1	175,960	175,960	6,046	6,046	34	6,294	6,294	36
CLINTON	1	39,979	39,979	1,519	1,519	38	1,531	1,531	38
COLUMBIANA	1	111,521	111,521	2,664	2,664	24	2,534	2,534	23
COSHOCTON	1	36,115	36,115	953	953	26	1,017	1,017	28
CRAWFORD	1	47,217	47,217	1,474	1,474	31	1,484	1,484	31
DARKE	1	54,180	54,180	1,257	1,257	23	1,210	1,210	22
DEFIANCE	1	39,824	39,824	1,672	1,672	42	1,626	1,626	41
DELAWARE	1	92,209	92,209	2,671	2,671	29	2,455	2,455	27
FAIRFIELD	1	123,998	123,998	2,752	2,752	22	2,745	2,745	22
FAYETTE	1	28,493	28,493	1,321	1,321	46	1,300	1,300	46
FULTON	1	41,895	41,895	1,216	1,216	29	1,187	1,187	28

**COURTS OF COMMON PLEAS - JUVENILE DIVISION**  
**OVERALL CASELOADS (continued)**  
**1999**

COUNTY	NUMBER OF JUDGES	---- POPULATION ----		NEW FILINGS, TRANSFERS, AND REACTIVATIONS -----			----- TERMINATIONS -----		
		TOTAL	PER JUDGE	TOTAL	PER JUDGE	PER 1,000 POPULATION	TOTAL	PER JUDGE	PER 1,000 POPULATION
GALLIA	1	33,422	33,422	1,336	1,336	40	1,317	1,317	39
GEAUGA	1	88,788	88,788	1,312	1,312	15	1,299	1,299	15
GUERNSEY	1	40,994	40,994	1,740	1,740	42	1,745	1,745	43
HANCOCK	1	68,922	68,922	2,821	2,821	41	2,810	2,810	41
HARDIN	1	31,725	31,725	934	934	29	833	833	26
HIGHLAND	1	40,364	40,364	1,418	1,418	35	1,438	1,438	36
HOCKING	1	29,004	29,004	1,555	1,555	54	1,604	1,604	55
HOLMES	1	37,841	37,841	701	701	19	691	691	18
HURON	1	60,293	60,293	1,640	1,640	27	1,504	1,504	25
JACKSON	1	32,563	32,563	1,303	1,303	40	1,297	1,297	40
JEFFERSON	1	74,558	74,558	1,647	1,647	22	1,511	1,511	20
KNOX	1	53,309	53,309	1,814	1,814	34	1,697	1,697	32
LAWRENCE	1	64,427	64,427	1,250	1,250	19	1,239	1,239	19
LICKING	1	136,896	136,896	3,632	3,632	27	3,574	3,574	26
LOGAN	1	46,204	46,204	2,217	2,217	48	2,200	2,200	48
MADISON	1	41,576	41,576	894	894	22	882	882	21
MEDINA	1	144,019	144,019	3,169	3,169	22	3,321	3,321	23
MEIGS	1	24,006	24,006	718	718	30	739	739	31
MERCER	1	41,198	41,198	1,826	1,826	44	1,832	1,832	44
MIAMI	1	98,147	98,147	4,732	4,732	48	4,820	4,820	49
MONROE	1	15,357	15,357	208	208	14	210	210	14
MUSKINGUM	1	84,470	84,470	3,009	3,009	36	2,958	2,958	35
OTTAWA	1	40,983	40,983	1,516	1,516	37	1,525	1,525	37
PAULDING	1	20,078	20,078	570	570	28	569	569	28
PERRY	1	34,290	34,290	1,038	1,038	30	951	951	28
PICKAWAY	1	53,731	53,731	1,802	1,802	34	1,674	1,674	31
PIKE	1	27,775	27,775	549	549	20	542	542	20
PORTAGE	1	151,222	151,222	3,625	3,625	24	3,656	3,656	24
PREBLE	1	43,226	43,226	1,964	1,964	45	1,805	1,805	42
PUTNAM	1	35,255	35,255	901	901	26	909	909	26
ROSS	1	75,473	75,473	2,906	2,906	39	2,713	2,713	36
SANDUSKY	1	62,216	62,216	2,073	2,073	33	2,076	2,076	33
SCIOTO	1	80,355	80,355	1,642	1,642	20	1,722	1,722	21
SENECA	1	60,099	60,099	2,497	2,497	42	2,492	2,492	41
SHELBY	1	47,457	47,457	2,008	2,008	42	1,998	1,998	42
TUSCARAWAS	1	88,608	88,608	2,196	2,196	25	2,159	2,159	24
UNION	1	39,494	39,494	1,262	1,262	32	1,222	1,222	31
VAN WERT	1	30,200	30,200	1,166	1,166	39	1,137	1,137	38
VINTON	1	12,158	12,158	463	463	38	434	434	36
WARREN	1	146,033	146,033	4,434	4,434	30	4,349	4,349	30
WASHINGTON	1	63,413	63,413	1,449	1,449	23	1,424	1,424	22
WAYNE	1	110,125	110,125	3,511	3,511	32	3,538	3,538	32
WILLIAMS	1	38,001	38,001	1,564	1,564	41	1,599	1,599	42
WOOD	1	119,498	119,498	4,089	4,089	34	4,053	4,053	34
STATEWIDE	105	11,209,493	106,757	344,140	3,278	31	346,032	3,296	31

**COURTS OF COMMON PLEAS - JUVENILE DIVISION**

**DELINQUENCY OVERALL CASELOADS**

**1999**

<u>COUNTY</u>	<u>CASES PENDING JANUARY 1</u>	<u>NEW FILINGS</u>	<u>REACTIVATIONS AND TRANSFERS</u>	<u>TOTAL CASES</u>	<u>TOTAL TERMIN- ATIONS</u>	<u>CLEARANCE RATE</u>	<u>CASES PENDING DECEMBER 31</u>	<u>CASES PENDING BEYOND TIME GUIDELINES</u>
ADAMS	20	101	11	132	104	92.9%	28	0
ALLEN	238	756	361	1,355	1,212	108.5%	143	2
ASHLAND	97	370	35	502	384	94.8%	118	3
ASHTABULA	1,063	1,711	14	2,788	1,581	91.7%	1,207	844
ATHENS	88	365	37	490	415	103.2%	75	2
AUGLAIZE	30	303	56	389	360	100.3%	29	0
BELMONT	256	783	14	1,053	754	94.6%	299	0
BROWN	60	334	6	400	321	94.4%	79	6
BUTLER	432	3,835	0	4,267	3,466	90.4%	801	280
CARROLL	28	216	12	256	218	95.6%	38	0
CHAMPAIGN	41	590	93	724	684	100.1%	40	1
CLARK	409	1,698	492	2,599	2,071	94.6%	528	85
CLERMONT	322	1,282	380	1,984	1,764	106.1%	220	0
CLINTON	67	447	44	558	465	94.7%	93	5
COLUMBIANA	28	206	321	555	499	94.7%	56	0
COSHOCTON	61	188	26	275	235	109.8%	40	1
CRAWFORD	80	414	13	507	432	101.2%	75	0
CUYAHOGA	1,420	8,083	84	9,587	6,477	79.3%	3,110	364
DARKE	39	477	16	532	473	95.9%	59	0
DEFIANCE	18	579	61	658	612	95.6%	46	0
DELAWARE	641	674	9	1,324	606	88.7%	718	2
ERIE	331	1,921	284	2,536	2,243	101.7%	293	0
FAIRFIELD	122	684	40	846	748	103.3%	98	0
FAYETTE	133	562	11	706	603	105.2%	103	6
FRANKLIN	1,625	5,835	1,726	9,186	7,832	103.6%	1,354	122
FULTON	25	362	23	410	369	95.8%	41	0
GALLIA	62	254	15	331	284	105.6%	47	5
GEAUGA	26	450	0	476	432	96.0%	44	0
GREENE	227	1,429	209	1,865	1,645	100.4%	220	19
GUERNSEY	53	333	141	527	467	98.5%	60	0
HAMILTON	1,246	10,650	2,041	13,937	12,652	99.7%	1,285	3
HANCOCK	197	810	109	1,116	905	98.5%	211	11
HARDIN	38	204	51	293	241	94.5%	52	2
HARRISON	13	82	25	120	108	100.9%	12	0
HENRY	69	295	45	409	230	67.6%	179	0
HIGHLAND	71	368	34	473	436	108.5%	37	0
HOCKING	166	371	94	631	537	115.5%	94	3
HOLMES	2	114	38	154	149	98.0%	5	0
HURON	46	433	48	527	435	90.4%	92	0
JACKSON	94	396	8	498	389	96.3%	109	0
JEFFERSON	15	377	7	399	302	78.6%	97	14
KNOX	88	390	77	555	409	87.6%	146	6
LAKE	375	1,729	196	2,300	1,941	100.8%	359	8
LAWRENCE	43	367	8	418	347	92.5%	71	9
LICKING	91	907	352	1,350	1,244	98.8%	106	0
LOGAN	117	478	69	664	511	93.4%	153	20
LORAIN	379	2,747	353	3,479	2,917	94.1%	562	9



**COURTS OF COMMON PLEAS - JUVENILE DIVISION**  
**DELINQUENCY OVERALL CASELOADS (continued)**  
**1999**

<u>COUNTY</u>	<u>CASES PENDING JANUARY 1</u>	<u>NEW FILINGS</u>	<u>REACTIVATIONS AND TRANSFERS</u>	<u>TOTAL CASES</u>	<u>TOTAL TERMIN- ATIONS</u>	<u>CLEARANCEE RATE</u>	<u>CASES PENDING DECEMBER 31</u>	<u>CASES PENDING BEYOND TIME GUIDELINES</u>
LUCAS	1,258	5,763	857	7,878	6,871	103.8%	1,007	15
MADISON	6	162	15	183	176	99.4%	7	0
MAHONING	407	994	239	1,640	1,253	101.6%	387	193
MARION	176	1,802	29	2,007	1,886	103.0%	121	4
MEDINA	276	878	61	1,215	1,010	107.6%	205	13
MEIGS	14	349	0	363	359	102.9%	4	0
MERCER	52	304	176	532	476	99.2%	56	0
MIAMI	405	1,687	53	2,145	1,829	105.1%	316	32
MONROE	3	68	5	76	71	97.3%	5	0
MONTGOMERY	1,584	4,568	220	6,372	5,300	110.7%	1,072	112
MORGAN	7	111	12	130	110	89.4%	20	0
MORROW	0	199	34	233	250	107.3%	-17	0
MUSKINGUM	229	758	121	1,108	929	105.7%	179	12
NOBLE	39	47	3	89	62	124.0%	27	11
OTTAWA	53	571	93	717	660	99.4%	57	0
PAULDING	20	187	26	233	209	98.1%	24	0
PERRY	31	311	82	424	340	86.5%	84	6
PICKAWAY	69	323	58	450	380	99.7%	70	9
PIKE	19	102	20	141	115	94.3%	26	0
PORTAGE	110	930	98	1,138	1,020	99.2%	118	0
PREBLE	83	761	10	854	652	84.6%	202	11
PUTNAM	12	262	85	359	329	94.8%	30	0
RICHLAND	284	1,716	523	2,523	2,294	102.5%	229	0
ROSS	123	763	13	899	727	93.7%	172	7
SANDUSKY	135	639	0	774	635	99.4%	139	5
SCIOTO	360	439	51	850	521	106.3%	329	0
SENECA	177	953	171	1,301	1,105	98.3%	196	25
SHELBY	87	670	96	853	764	99.7%	89	3
STARK	278	2,255	133	2,666	2,407	100.8%	259	1
SUMMIT	1,029	3,783	87	4,899	4,374	113.0%	525	30
TRUMBULL	200	1,552	344	2,096	1,881	99.2%	215	0
TUSCARAWAS	47	711	29	787	760	102.7%	27	0
UNION	41	292	55	388	343	98.8%	45	0
VAN WERT	17	281	11	309	287	98.3%	22	1
VINTON	5	115	17	137	107	81.1%	30	3
WARREN	116	854	368	1,338	1,207	98.8%	131	15
WASHINGTON	81	447	1	529	451	100.7%	78	3
WAYNE	182	794	59	1,035	876	102.7%	159	4
WILLIAMS	75	649	53	777	675	96.2%	102	0
WOOD	133	1,538	89	1,760	1,621	99.6%	139	0
WYANDOT	31	168	66	265	236	100.9%	29	0
STATEWIDE	19,346	95,716	12,552	127,614	107,067	98.9%	20,547	2,347

**COURTS OF COMMON PLEAS - JUVENILE DIVISION**

**DELINQUENCY TERMINATIONS**

**1999**

COUNTY	***TRIAL BY***		DISMISSAL BY PARTY, JUDGE, OR PROSE- CUTOR	**ADMISSION TO**		CERTIFICATION OR WAIVER GRANTED	UNAVAIL- ABILITY OF PARTY	TRANS- FERRED OUT	INTERLOCU- TORY APPEAL OR ORDER	OTHER TERMIN- ATIONS	TOTAL TERMIN- ATIONS
	JUDGE	MAGISTRATE		JUDGE	MAGISTRATE						
ADAMS	31	7	53	4	6	0	0	3	0	0	104
ALLEN	123	24	205	76	527	0	47	64	0	146	1,212
ASHLAND	16	0	40	295	0	0	6	26	0	1	384
ASHTABULA	68	50	252	4	1,192	0	0	10	0	5	1,581
ATHENS	9	3	43	14	276	0	7	37	0	26	415
AUGLAIZE	2	0	23	264	0	0	3	68	0	0	360
BELMONT	13	0	210	485	0	0	0	46	0	0	754
BROWN	253	2	48	0	0	0	4	14	0	0	321
BUTLER	38	61	241	42	2,962	18	0	104	0	0	3,466
CARROLL	1	0	27	157	0	0	0	27	0	6	218
CHAMPAIGN	2	1	118	456	2	0	0	98	0	7	684
CLARK	22	35	331	492	595	13	385	192	0	6	2,071
CLERMONT	22	37	137	541	835	0	12	87	0	93	1,764
CLINTON	47	13	68	157	153	0	0	24	0	3	465
COLUMBIANA	8	10	25	1	398	0	2	18	0	37	499
COSHOCTON	48	0	39	134	0	0	0	13	0	1	235
CRAWFORD	7	0	32	214	118	2	0	57	0	2	432
CUYAHOGA	506	388	106	939	3,346	85	961	105	0	41	6,477
DARKE	4	0	22	428	1	0	0	18	0	0	473
DEFIANCE	3	0	47	439	0	5	11	57	0	50	612
DELAWARE	13	54	163	27	282	0	2	56	0	9	606
ERIE	0	18	134	83	1,043	0	128	274	0	563	2,243
FAIRFIELD	6	2	87	79	429	0	17	109	0	19	748
FAYETTE	208	4	48	291	0	0	0	38	0	14	603
FRANKLIN	2	69	2,252	114	3,500	20	951	360	0	564	7,832
FULTON	6	12	86	182	0	0	8	54	0	21	369
GALLIA	6	0	71	165	14	0	0	17	0	11	284
GEAUGA	7	1	25	332	39	0	3	19	0	6	432
GREENE	82	113	82	260	571	3	0	258	0	276	1,645
GUERNSEY	16	4	34	175	123	0	2	44	0	69	467
HAMILTON	487	2,967	1,060	276	4,743	81	1,913	37	0	1,088	12,652
HANCOCK	28	0	129	519	142	0	0	86	0	1	905
HARDIN	9	1	19	180	2	0	0	27	0	3	241
HARRISON	27	0	0	63	0	0	0	18	0	0	108
HENRY	0	0	17	55	130	0	0	28	0	0	230
HIGHLAND	122	6	48	228	0	0	2	29	0	1	436
HOCKING	73	41	81	186	118	0	3	15	0	20	537
HOLMES	7	0	36	69	0	0	0	24	0	13	149
HURON	7	7	121	62	157	0	5	52	0	24	435
JACKSON	3	0	141	199	0	0	0	20	0	26	389
JEFFERSON	40	0	58	186	0	0	0	18	0	0	302
KNOX	0	0	46	77	207	0	3	31	0	45	409
LAKE	8	24	199	230	1,241	0	165	55	0	19	1,941
LAWRENCE	8	1	81	219	37	0	0	0	0	1	347
LICKING	0	30	114	14	870	0	0	79	0	137	1,244
LOGAN	9	0	40	347	1	0	1	103	0	10	511
LORAIN	173	72	232	196	2,036	18	92	72	0	26	2,917

**COURTS OF COMMON PLEAS - JUVENILE DIVISION**  
**DELINQUENCY TERMINATIONS (continued)**  
**1999**

<i>COUNTY</i>	<i>***TRIAL BY***</i>		<i>DISMISSAL BY PARTY, JUDGE, OR PROSE- CUTOR</i>	<i>**ADMISSION TO**</i>		<i>CERTIFICATION OR WAIVER GRANTED</i>	<i>UNAVAIL- ABILITY OF PARTY</i>	<i>TRANS- FERRED OUT</i>	<i>INTERLOCU- TORY APPEAL OR ORDER</i>	<i>OTHER TERMIN- ATIONS</i>	<i>TOTAL TERMIN- ATIONS</i>
	<i>JUDGE</i>	<i>MAGISTRATE</i>		<i>JUDGE</i>	<i>MAGISTRATE</i>						
LUCAS	20	810	924	89	3,055	24	1,424	29	2	494	6,871
MADISON	19	0	20	40	77	0	0	17	0	3	176
MAHONING	26	318	233	245	388	4	0	23	0	16	1,253
MARION	0	0	88	45	1,688	0	0	44	0	21	1,886
MEDINA	28	184	182	16	557	1	3	38	0	1	1,010
MEIGS	0	0	0	359	0	0	0	0	0	0	359
MERCER	14	0	47	302	0	1	7	35	0	70	476
MIAMI	4	39	143	648	554	1	10	293	0	137	1,829
MONROE	1	0	7	60	0	0	0	3	0	0	71
MONTGOMERY	49	55	1,855	200	2,473	14	325	262	0	67	5,300
MORGAN	19	0	13	57	0	0	0	17	0	4	110
MORROW	76	1	13	132	0	0	3	16	0	9	250
MUSKINGUM	12	239	68	12	493	0	31	74	0	0	929
NOBLE	5	0	21	28	0	0	0	8	0	0	62
OTTAWA	15	1	87	396	50	0	8	101	0	2	660
PAULDING	9	0	18	166	0	0	0	16	0	0	209
PERRY	10	0	38	226	0	0	0	59	0	7	340
PICKAWAY	16	0	56	249	0	0	7	46	0	6	380
PIKE	0	0	36	73	0	0	0	6	0	0	115
PORTAGE	61	5	195	75	487	1	32	128	0	36	1,020
PREBLE	6	0	73	457	0	1	39	36	0	40	652
PUTNAM	17	0	36	228	0	0	0	18	0	30	329
RICHLAND	10	105	75	275	1,618	1	35	13	0	162	2,294
ROSS	0	18	177	117	318	0	0	87	0	10	727
SANDUSKY	3	5	42	271	247	0	0	54	4	9	635
SCIOTO	0	6	107	219	183	0	0	6	0	0	521
SENECA	8	0	87	566	362	21	0	58	0	3	1,105
SHELBY	8	1	109	444	104	7	10	80	0	1	764
STARK	3	21	255	127	1,753	20	25	187	0	16	2,407
SUMMIT	0	93	487	17	3,249	43	163	182	0	140	4,374
TRUMBULL	2	1	149	445	914	12	324	30	0	4	1,881
TUSCARAWAS	0	0	65	632	0	0	0	63	0	0	760
UNION	6	0	40	60	170	0	4	61	0	2	343
VAN WERT	15	0	24	195	0	0	1	52	0	0	287
VINTON	85	0	14	0	0	0	0	8	0	0	107
WARREN	17	21	54	151	639	1	0	229	0	95	1,207
WASHINGTON	0	0	143	115	176	0	1	9	0	7	451
WAYNE	9	15	95	83	545	0	8	94	0	27	876
WILLIAMS	6	0	84	427	77	1	0	78	0	2	675
WOOD	3	0	254	448	757	1	0	158	0	0	1,621
WYANDOT	7	2	12	184	0	0	0	30	0	1	236
STATEWIDE	3,159	5,997	13,897	18,835	47,030	399	7,193	5,739	6	4,812	107,067

**COURTS OF COMMON PLEAS - JUVENILE DIVISION****UNRULY OVERALL CASELOADS****1999**

<u>COUNTY</u>	<u>CASES PENDING JANUARY 1</u>	<u>NEW FILINGS</u>	<u>REACTIVATIONS AND TRANSFERS</u>	<u>TOTAL CASES</u>	<u>TOTAL TERMIN- ATIONS</u>	<u>CLEARANCE RATE</u>	<u>CASES PENDING DECEMBER 31</u>	<u>CASES PENDING BEYOND TIME GUIDELINES</u>
ADAMS	3	30	3	36	24	72.7%	12	0
ALLEN	86	329	32	447	422	116.9%	25	1
ASHLAND	15	78	5	98	71	85.5%	27	0
ASHTABULA	586	670	3	1,259	602	89.5%	657	525
ATHENS	31	131	6	168	154	112.4%	14	0
AUGLAIZE	6	76	6	88	82	100.0%	6	0
BELMONT	44	176	1	221	185	104.5%	36	0
BROWN	23	78	5	106	99	119.3%	7	0
BUTLER	77	745	0	822	671	90.1%	151	85
CARROLL	6	50	1	57	50	98.0%	7	0
CHAMPAIGN	6	135	13	154	146	98.6%	8	1
CLARK	79	150	40	269	209	110.0%	60	7
CLERMONT	49	336	32	417	355	96.5%	62	0
CLINTON	22	111	0	133	127	114.4%	6	1
COLUMBIANA	14	98	40	152	142	102.9%	10	0
COSHOCTON	5	14	0	19	14	100.0%	5	0
CRAWFORD	56	166	5	227	197	115.2%	30	0
CUYAHOGA	197	1,031	7	1,235	851	82.0%	384	140
DARKE	3	70	0	73	69	98.6%	4	0
DEFIANCE	6	189	4	199	192	99.5%	7	0
DELAWARE	207	230	1	438	176	76.2%	262	0
ERIE	130	614	108	852	720	99.7%	132	9
FAIRFIELD	23	158	5	186	172	105.5%	14	0
FAYETTE	20	144	3	167	145	98.6%	22	3
FRANKLIN	177	877	498	1,552	1,292	94.0%	260	41
FULTON	2	61	3	66	62	96.9%	4	0
GALLIA	19	158	6	183	155	94.5%	28	1
GEAUGA	6	57	0	63	56	98.2%	7	0
GREENE	14	225	56	295	282	100.4%	13	0
GUERNSEY	9	67	40	116	106	99.1%	10	0
HAMILTON	402	2,522	708	3,632	3,422	105.9%	210	4
HANCOCK	22	229	3	254	233	100.4%	21	5
HARDIN	7	85	5	97	92	102.2%	5	0
HARRISON	2	29	0	31	29	100.0%	2	0
HENRY	11	23	0	34	22	95.7%	12	0
HIGHLAND	29	160	6	195	188	113.3%	7	0
HOCKING	61	177	14	252	214	112.0%	38	3
HOLMES	2	54	11	67	61	93.8%	6	0
HURON	13	132	8	153	130	92.9%	23	0
JACKSON	31	211	1	243	187	88.2%	56	0
JEFFERSON	20	137	0	157	108	78.8%	49	2
KNOX	69	276	39	384	306	97.1%	78	10
LAKE	104	540	86	730	659	105.3%	71	6
LAWRENCE	44	197	0	241	205	104.1%	36	8
LICKING	7	51	34	92	83	97.6%	9	0
LOGAN	42	224	21	287	244	99.6%	43	7
LORAIN	15	149	12	176	166	103.1%	10	0

**COURTS OF COMMON PLEAS - JUVENILE DIVISION**

**UNRULY OVERALL CASELOADS (continued)**

**1999**

<i>COUNTY</i>	<i>CASES PENDING JANUARY 1</i>	<i>NEW FILINGS</i>	<i>REACTIVATIONS AND TRANSFERS</i>	<i>TOTAL CASES</i>	<i>TOTAL TERMIN- ATIONS</i>	<i>CLEARANCE RATE</i>	<i>CASES PENDING DECEMBER 31</i>	<i>CASES PENDING BEYOND TIME GUIDELINES</i>
LUCAS	86	632	258	976	889	99.9%	87	12
MADISON	3	99	3	105	102	100.0%	3	0
MAHONING	26	86	1	113	92	105.7%	21	11
MARION	12	102	2	116	111	106.7%	5	1
MEDINA	56	143	5	204	163	110.1%	41	9
MEIGS	0	96	0	96	96	100.0%	0	0
MERCER	14	131	13	158	152	105.6%	6	0
MIAMI	149	583	5	737	649	110.4%	88	10
MONROE	1	13	0	14	13	100.0%	1	0
MONTGOMERY	172	613	55	840	704	105.4%	136	20
MORGAN	0	30	1	31	22	71.0%	9	0
MORROW	11	61	7	79	77	113.2%	2	0
MUSKINGUM	73	211	13	297	266	118.8%	31	6
NOBLE	9	30	2	41	26	81.3%	15	8
OTTAWA	9	80	6	95	93	108.1%	2	1
PAULDING	3	33	0	36	36	109.1%	0	0
PERRY	6	90	12	108	95	93.1%	13	0
PICKAWAY	37	148	11	196	161	101.3%	35	6
PIKE	11	76	2	89	81	103.8%	8	0
PORTAGE	33	211	19	263	256	111.3%	7	0
PREBLE	21	160	0	181	150	93.8%	31	2
PUTNAM	0	41	3	44	44	100.0%	0	0
RICHLAND	57	447	50	554	498	100.2%	56	0
ROSS	81	504	3	588	485	95.7%	103	13
SANDUSKY	30	204	10	244	201	93.9%	43	3
SCIOTO	180	161	15	356	172	97.7%	184	0
SENECA	60	251	8	319	278	107.3%	41	2
SHELBY	11	130	12	153	140	98.6%	13	4
STARK	62	472	14	548	528	108.6%	20	0
SUMMIT	327	1,368	13	1,708	1,565	113.3%	143	11
TRUMBULL	74	671	181	926	855	100.4%	71	1
TUSCARAWAS	6	177	2	185	168	93.9%	17	0
UNION	7	97	3	107	90	90.0%	17	0
VAN WERT	2	37	1	40	39	102.6%	1	0
VINTON	0	26	2	28	21	75.0%	7	0
WARREN	46	322	39	407	360	99.7%	47	11
WASHINGTON	20	179	0	199	172	96.1%	27	1
WAYNE	15	225	10	250	212	90.2%	38	1
WILLIAMS	7	43	0	50	44	102.3%	6	1
WOOD	14	230	22	266	246	97.6%	20	0
WYANDOT	15	99	11	125	121	110.0%	4	0
STATEWIDE	4,548	21,762	2,685	28,995	24,650	100.8%	4,345	993

**COURTS OF COMMON PLEAS - JUVENILE DIVISION**

**UNRULY TERMINATIONS**

**1999**

<u>COUNTY</u>	<u>***TRIAL BY***</u>		<u>DISMISSAL BY</u> <u>PARTY, JUDGE, OR</u>		<u>**ADMISSION TO**</u>		<u>UNAVAIL-</u> <u>ABILITY</u> <u>OF PARTY</u>	<u>TRANS-</u> <u>FERRED</u> <u>OUT</u>	<u>BANKRUPTCY</u> <u>INTERLOCU-</u> <u>TORY APPEAL</u> <u>OR ORDER</u>	<u>OTHER</u> <u>TERMIN-</u> <u>ATIONS</u>	<u>TOTAL</u> <u>TERMIN-</u> <u>ATIONS</u>
	<u>JUDGE</u>	<u>MAGISTRATE</u>	<u>PROSECUTOR</u>	<u>JUDGE</u>	<u>MAGISTRATE</u>						
ADAMS	3	4	15	2	0	0	0	0	0	0	24
ALLEN	4	5	105	6	268	15	13	0	6	422	
ASHLAND	1	0	13	54	0	0	2	0	1	71	
ASHTABULA	7	12	106	0	470	0	3	0	4	602	
ATHENS	1	1	22	0	115	2	2	0	11	154	
AUGLAIZE	2	0	2	60	0	8	10	0	0	82	
BELMONT	6	0	31	148	0	0	0	0	0	185	
BROWN	77	1	17	0	0	4	0	0	0	99	
BUTLER	0	4	42	7	613	0	5	0	0	671	
CARROLL	0	0	8	35	0	0	3	0	4	50	
CHAMPAIGN	0	0	44	84	0	0	16	0	2	146	
CLARK	1	2	41	60	57	32	13	0	3	209	
CLERMONT	0	7	50	23	219	0	2	0	54	355	
CLINTON	6	9	16	34	48	0	4	0	10	127	
COLUMBIANA	0	4	17	0	109	1	1	0	10	142	
COSHOCTON	1	0	0	12	0	0	1	0	0	14	
CRAWFORD	1	0	14	123	49	0	8	0	2	197	
CUYAHOGA	16	12	31	60	534	185	12	0	1	851	
DARKE	0	0	6	63	0	0	0	0	0	69	
DEFIANCE	0	0	21	144	0	0	5	0	22	192	
DELAWARE	0	1	67	10	77	1	19	0	1	176	
ERIE	0	0	40	2	393	37	37	0	211	720	
FAIRFIELD	0	1	25	7	103	28	7	0	1	172	
FAYETTE	24	0	9	78	0	0	27	0	7	145	
FRANKLIN	0	2	527	13	277	178	80	0	215	1,292	
FULTON	2	0	12	43	0	3	1	0	1	62	
GALLIA	2	0	69	70	0	0	7	0	7	155	
GEAUGA	0	0	7	46	3	0	0	0	0	56	
GREENE	1	0	15	70	71	0	1	0	124	282	
GUERNSEY	0	0	7	34	49	0	0	0	16	106	
HAMILTON	6	231	476	3	1,515	718	5	0	468	3,422	
HANCOCK	0	0	36	52	134	0	11	0	0	233	
HARDIN	0	0	10	78	0	0	3	0	1	92	
HARRISON	3	0	4	21	0	0	1	0	0	29	
HENRY	0	0	2	7	12	0	1	0	0	22	
HIGHLAND	33	3	37	109	0	1	4	0	1	188	
HOCKING	21	11	49	71	57	3	0	0	2	214	
HOLMES	0	0	13	34	0	0	2	0	12	61	
HURON	3	2	19	12	84	0	8	0	2	130	
JACKSON	0	0	93	76	0	0	5	0	13	187	
JEFFERSON	0	1	39	67	1	0	0	0	0	108	
KNOX	0	0	33	99	133	1	9	0	31	306	
LAKE	2	4	88	61	401	86	7	0	10	659	
LAWRENCE	2	0	70	105	27	1	0	0	0	205	
LICKING	0	0	8	10	45	0	1	0	19	83	
LOGAN	0	0	10	184	0	0	23	0	27	244	
LORAIN	1	0	19	2	135	4	5	0	0	166	

**COURTS OF COMMON PLEAS - JUVENILE DIVISION**

**UNRULY TERMINATIONS (continued)**

**1999**

COUNTY	***TRIAL BY***		DISMISSAL BY		**ADMISSION TO**		UNAVAIL- ABILITY OF PARTY	TRANS- FERRED OUT	BANKRUPTCY INTERLOCU- TORY APPEAL OR ORDER	OTHER TERMIN- ATIONS	TOTAL TERMIN- ATIONS
	JUDGE	MAGISTRATE	PARTY, JUDGE, OR PROSECUTOR	JUDGE	MAGISTRATE						
LUCAS	1	39	226	3	24	439		2	0	155	889
MADISON	7	1	6	19	58	0		9	0	2	102
MAHONING	1	12	12	4	63	0		0	0	0	92
MARION	5	0	6	1	96	0		3	0	0	111
MEDINA	0	12	46	3	95	3		3	0	1	163
MEIGS	0	0	0	96	0	0		0	0	0	96
MERCER	2	0	22	111	0	0		10	0	7	152
MIAMI	0	15	69	98	371	4		66	0	26	649
MONROE	0	0	0	12	0	0		1	0	0	13
MONTGOMERY	1	0	272	15	304	90		16	0	6	704
MORGAN	3	0	7	11	0	0		0	0	1	22
MORROW	16	2	4	54	0	0		1	0	0	77
MUSKINGUM	3	29	32	2	192	6		2	0	0	266
NOBLE	1	0	11	12	0	0		0	0	2	26
OTTAWA	3	0	13	68	7	1		1	0	0	93
PAULDING	1	0	5	29	0	0		1	0	0	36
PERRY	2	0	12	78	0	0		3	0	0	95
PICKAWAY	5	0	23	107	0	3		5	0	18	161
PIKE	0	0	26	55	0	0		0	0	0	81
PORTAGE	0	0	83	4	121	9		32	0	7	256
PREBLE	2	0	13	113	1	3		4	0	14	150
PUTNAM	6	0	3	35	0	0		0	0	0	44
RICHLAND	0	17	13	42	408	1		5	0	12	498
ROSS	0	1	126	97	232	0		23	0	6	485
SANDUSKY	0	1	16	86	94	0		4	0	0	201
SCIOTO	0	0	29	21	119	0		3	0	0	172
SENECA	1	0	21	88	145	11		12	0	0	278
SHELBY	0	0	22	73	38	3		4	0	0	140
STARK	0	1	72	16	405	9		21	0	4	528
SUMMIT	0	32	294	3	1,073	50		48	0	65	1,565
TRUMBULL	1	1	85	55	519	187		7	0	0	855
TUSCARAWAS	0	0	12	154	0	0		2	0	0	168
UNION	0	0	25	5	58	1		1	0	0	90
VAN WERT	5	2	5	25	0	0		2	0	0	39
VINTON	19	0	0	0	0	0		1	0	1	21
WARREN	2	5	32	37	221	0		12	0	51	360
WASHINGTON	0	0	63	18	90	1		0	0	0	172
WAYNE	0	3	22	4	163	6		14	0	0	212
WILLIAMS	0	0	2	42	0	0		0	0	0	44
WOOD	0	0	36	45	143	0		22	0	0	246
WYANDOT	2	0	5	92	5	0		16	0	1	121
STATEWIDE	315	490	4,156	4,112	11,044	2,135		720	0	1,678	24,650

**COURTS OF COMMON PLEAS - JUVENILE DIVISION****DEPENDENCY, NEGLECT or ABUSE OVERALL CASELOADS****1999**

<u>COUNTY</u>	<u>CASES PENDING JANUARY 1</u>	<u>NEW FILINGS</u>	<u>REACTIVATIONS AND TRANSFERS</u>	<u>TOTAL CASES</u>	<u>TOTAL TERMIN- ATIONS</u>	<u>CLEARANCE RATE</u>	<u>CASES PENDING DECEMBER 31</u>	<u>CASES PENDING BEYOND TIME GUIDELINES</u>
ADAMS	35	83	5	123	110	125.0%	13	5
ALLEN	105	181	243	529	426	100.5%	103	24
ASHLAND	12	27	2	41	28	96.6%	13	0
ASHTABULA	91	129	3	223	49	37.1%	174	127
ATHENS	12	60	6	78	61	92.4%	17	3
AUGLAIZE	2	18	1	21	14	73.7%	7	0
BELMONT	6	62	0	68	63	101.6%	5	0
BROWN	13	95	1	109	83	86.5%	26	2
BUTLER	327	635	0	962	353	55.6%	609	361
CARROLL	9	22	4	35	31	119.2%	4	0
CHAMPAIGN	3	35	3	41	33	86.8%	8	0
CLARK	67	139	234	440	339	90.9%	101	31
CLERMONT	23	146	8	177	141	91.6%	36	0
CLINTON	34	40	0	74	51	127.5%	23	3
COLUMBIANA	7	48	22	77	57	81.4%	20	0
COSHOCTON	9	31	0	40	28	90.3%	12	1
CRAWFORD	6	77	1	84	70	89.7%	14	0
CUYAHOGA	1,892	4,631	20	6,543	4,754	102.2%	1,789	900
DARKE	10	77	0	87	69	89.6%	18	0
DEFIANCE	5	35	0	40	33	94.3%	7	1
DELAWARE	110	88	0	198	69	78.4%	129	1
ERIE	103	213	2	318	252	117.2%	66	28
FAIRFIELD	42	149	116	307	265	100.0%	42	0
FAYETTE	11	20	2	33	17	77.3%	16	8
FRANKLIN	606	2,634	375	3,615	3,130	104.0%	485	26
FULTON	3	13	6	22	18	94.7%	4	0
GALLIA	11	55	8	74	48	76.2%	26	12
GEAUGA	3	47	0	50	47	100.0%	3	1
GREENE	31	143	5	179	145	98.0%	34	4
GUERNSEY	37	58	82	177	152	108.6%	25	0
HAMILTON	134	271	263	668	530	99.3%	138	0
HANCOCK	3	15	0	18	18	120.0%	0	0
HARDIN	3	13	6	22	8	42.1%	14	0
HARRISON	3	9	0	12	11	122.2%	1	1
HENRY	16	16	6	38	29	131.8%	9	0
HIGHLAND	13	61	11	85	79	109.7%	6	4
HOCKING	26	89	36	151	118	94.4%	33	2
HOLMES	0	12	0	12	11	91.7%	1	0
HURON	5	112	0	117	100	89.3%	17	0
JACKSON	27	20	1	48	39	185.7%	9	0
JEFFERSON	57	85	14	156	101	102.0%	55	31
KNOX	37	48	0	85	28	58.3%	57	0
LAKE	22	264	61	347	293	90.2%	54	1
LAWRENCE	5	38	0	43	41	107.9%	2	1
LICKING	23	124	376	523	471	94.2%	52	0
LOGAN	23	90	45	158	119	88.1%	39	22
LORAIN	36	255	331	622	518	88.4%	104	1



**COURTS OF COMMON PLEAS - JUVENILE DIVISION**  
**DEPENDENCY, NEGLECT or ABUSE OVERALL CASELOADS (continued)**  
**1999**

<u>COUNTY</u>	<u>CASES PENDING JANUARY 1</u>	<u>NEW FILINGS</u>	<u>REACTIVATIONS AND TRANSFERS</u>	<u>TOTAL CASES</u>	<u>TOTAL TERMIN- ATIONS</u>	<u>CLEARANCE RATE</u>	<u>CASES PENDING DECEMBER 31</u>	<u>CASES PENDING BEYOND TIME GUIDELINES</u>
LUCAS	115	371	2	488	428	114.7%	60	2
MADISON	4	16	2	22	22	122.2%	0	0
MAHONING	129	348	44	521	409	104.3%	112	35
MARION	101	286	16	403	339	112.3%	64	3
MEDINA	21	40	8	69	49	102.1%	20	13
MEIGS	0	0	0	0	0	-	0	0
MERCER	9	27	78	114	102	97.1%	12	3
MIAMI	96	200	19	315	193	88.1%	122	27
MONROE	0	3	2	5	4	80.0%	1	0
MONTGOMERY	766	1,632	5	2,403	1,548	94.6%	855	533
MORGAN	3	7	0	10	10	142.9%	0	0
MORROW	2	30	9	41	39	100.0%	2	0
MUSKINGUM	15	122	6	143	106	82.8%	37	3
NOBLE	5	5	3	13	13	162.5%	0	0
OTTAWA	2	6	11	19	18	105.9%	1	0
PAULDING	1	14	1	16	9	60.0%	7	0
PERRY	21	79	5	105	95	113.1%	10	1
PICKAWAY	16	40	30	86	65	92.9%	21	12
PIKE	2	12	2	16	12	85.7%	4	0
PORTAGE	30	149	1	180	162	108.0%	18	0
PREBLE	16	41	6	63	53	112.8%	10	1
PUTNAM	1	9	7	17	17	106.3%	0	0
RICHLAND	31	253	24	308	270	97.5%	38	0
ROSS	43	139	5	187	123	85.4%	64	16
SANDUSKY	42	72	5	119	88	114.3%	31	0
SCIOTO	82	62	11	155	78	106.8%	77	0
SENECA	30	114	8	152	96	78.7%	56	0
SHELBY	8	44	0	52	43	97.7%	9	6
STARK	122	272	544	938	851	104.3%	87	2
SUMMIT	402	778	25	1,205	1,075	133.9%	130	7
TRUMBULL	26	209	187	422	392	99.0%	30	4
TUSCARAWAS	1	52	2	55	53	98.1%	2	0
UNION	18	79	2	99	75	92.6%	24	0
VAN WERT	2	7	3	12	11	110.0%	1	0
VINTON	1	20	10	31	26	86.7%	5	0
WARREN	11	74	4	89	77	98.7%	12	2
WASHINGTON	6	26	0	32	24	92.3%	8	6
WAYNE	25	88	37	150	146	116.8%	4	0
WILLIAMS	7	30	13	50	40	93.0%	10	0
WOOD	34	59	168	261	224	98.7%	37	6
WYANDOT	6	18	1	25	17	89.5%	8	0
STATEWIDE	6,310	17,346	3,605	27,261	20,852	99.5%	6,409	2,283

**COURTS OF COMMON PLEAS - JUVENILE DIVISION**

**DEPENDENCY, NEGLECT or ABUSE TERMINATIONS**

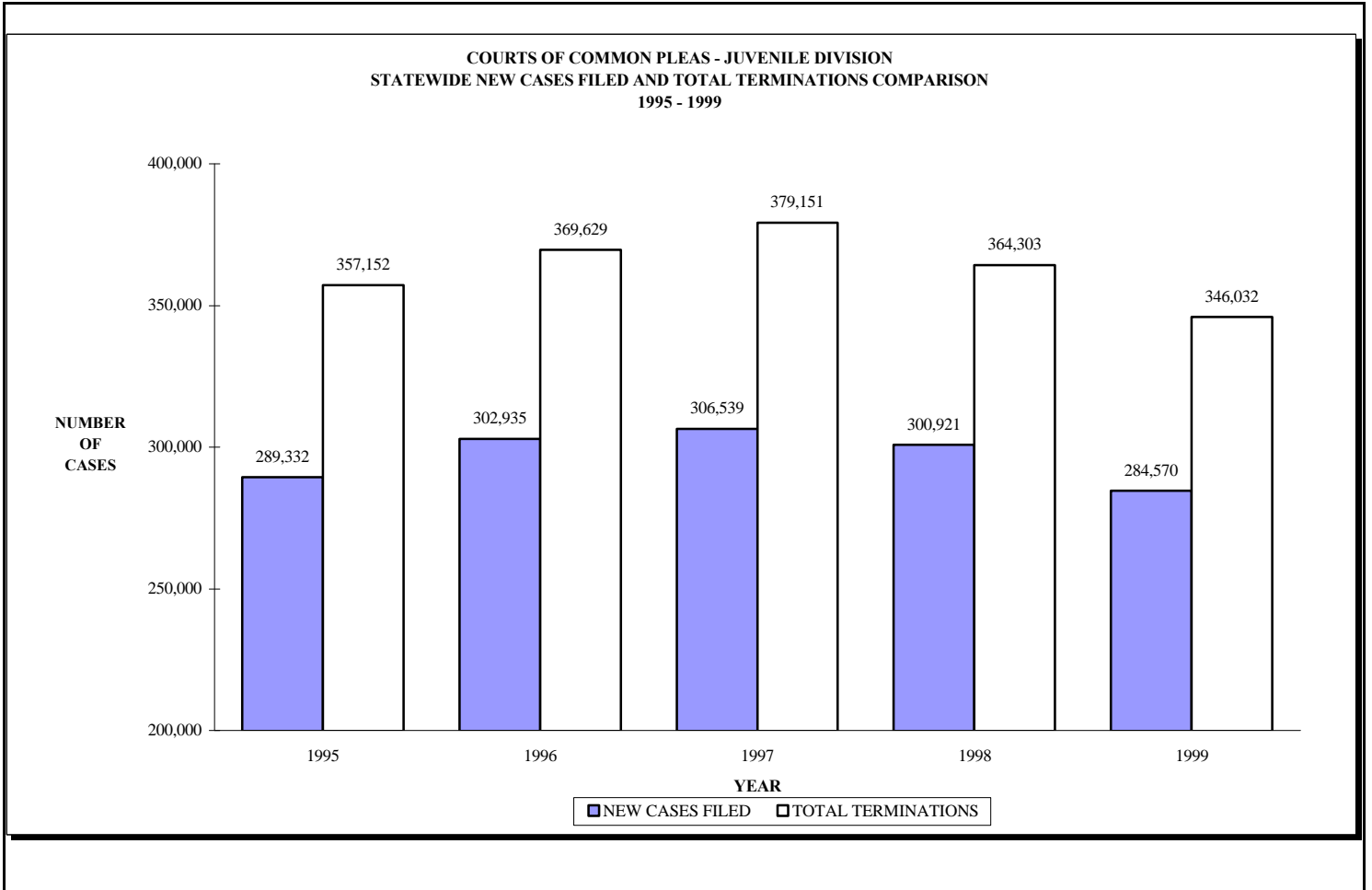
**1999**

<u>COUNTY</u>	<u>***TRIAL BY***</u>		<u>DISMISSAL BY</u>	<u>**ADMISSION TO**</u>		<u>UNAVAIL-</u> <u>ABILITY</u> <u>OF PARTY</u>	<u>TRANS-</u> <u>FERRED</u> <u>OUT</u>	<u>INTERLOCU-</u> <u>TORY APPEAL</u> <u>OR ORDER</u>	<u>OTHER</u> <u>TERMIN-</u> <u>ATIONS</u>	<u>TOTAL</u> <u>TERMIN-</u> <u>ATIONS</u>
	<u>JUDGE</u>	<u>MAGISTRATE</u>	<u>PARTY, JUDGE, OR</u> <u>PROSECUTOR</u>	<u>JUDGE</u>	<u>MAGISTRATE</u>					
ADAMS	6	38	48	3	12	0	0	0	3	110
ALLEN	12	289	70	5	34	0	3	0	13	426
ASHLAND	5	0	3	4	0	1	0	0	15	28
ASHTABULA	0	3	13	1	32	0	0	0	0	49
ATHENS	14	0	5	36	0	0	0	0	6	61
AUGLAIZE	1	0	4	9	0	0	0	0	0	14
BELMONT	2	25	12	1	23	0	0	0	0	63
BROWN	61	2	13	0	0	0	7	0	0	83
BUTLER	2	1	83	10	248	0	9	0	0	353
CARROLL	9	0	0	22	0	0	0	0	0	31
CHAMPAIGN	0	0	3	0	0	0	0	0	30	33
CLARK	32	0	79	217	4	0	3	0	4	339
CLERMONT	0	33	30	1	77	0	0	0	0	141
CLINTON	20	1	5	0	0	0	3	0	22	51
COLUMBIANA	6	16	4	0	27	0	0	0	4	57
COSHOCTON	17	0	7	4	0	0	0	0	0	28
CRAWFORD	9	0	6	53	2	0	0	0	0	70
CUYAHOGA	718	450	361	1,089	2,082	1	39	0	14	4,754
DARKE	0	0	2	66	1	0	0	0	0	69
DEFIANCE	0	0	1	26	2	0	4	0	0	33
DELAWARE	10	7	13	32	5	0	0	0	2	69
ERIE	0	3	69	4	162	5	2	0	7	252
FAIRFIELD	189	2	26	2	0	0	2	0	44	265
FAYETTE	5	0	1	0	0	0	2	0	9	17
FRANKLIN	2	31	1,033	69	1,620	9	197	0	169	3,130
FULTON	2	0	4	8	0	2	0	0	2	18
GALLIA	26	0	11	0	0	0	0	0	11	48
GEAUGA	1	0	3	40	0	0	1	0	2	47
GREENE	49	23	19	10	11	0	3	0	30	145
GUERNSEY	86	4	16	2	0	4	0	0	40	152
HAMILTON	0	2	73	0	455	0	0	0	0	530
HANCOCK	2	0	1	14	0	0	1	0	0	18
HARDIN	0	0	3	0	0	0	2	0	3	8
HARRISON	9	1	0	1	0	0	0	0	0	11
HENRY	0	0	0	14	9	0	0	0	6	29
HIGHLAND	58	0	6	3	0	0	5	0	7	79
HOCKING	56	2	14	20	12	0	0	0	14	118
HOLMES	2	0	1	8	0	0	0	0	0	11
HURON	19	7	28	30	10	0	2	0	4	100
JACKSON	5	0	12	4	0	0	0	1	17	39
JEFFERSON	1	2	20	15	61	0	0	0	2	101
KNOX	0	0	12	0	0	0	0	0	16	28
LAKE	7	29	42	69	122	10	1	0	13	293
LAWRENCE	4	0	6	31	0	0	0	0	0	41
LICKING	2	28	5	8	63	0	0	0	365	471
LOGAN	0	0	17	60	0	0	2	0	40	119
LORAIN	2	4	16	69	350	6	26	0	45	518

**COURTS OF COMMON PLEAS - JUVENILE DIVISION**  
**DEPENDENCY, NEGLECT or ABUSE TERMINATIONS (continued)**  
**1999**

COUNTY	***TRIAL BY***		DISMISSAL BY		UNAVAIL- ABILITY OF PARTY	TRANS- FERRED OUT	INTERLOCU- TORY APPEAL OR ORDER	OTHER TERMIN- ATIONS	TOTAL TERMIN- ATIONS	
	JUDGE	MAGISTRATE	PARTY, JUDGE, OR PROSECUTOR	**ADMISSION TO** JUDGE MAGISTRATE						
LUCAS	16	323	76	0	0	4	0	0	9	428
MADISON	10	0	3	9	0	0	0	0	0	22
MAHONING	18	316	66	1	3	0	1	0	4	409
MARION	1	2	173	60	103	0	0	0	0	339
MEDINA	0	1	13	16	11	0	1	0	7	49
MEIGS	0	0	0	0	0	0	0	0	0	0
MERCER	0	0	17	36	0	0	1	0	48	102
MIAMI	0	126	22	0	2	0	0	0	43	193
MONROE	0	0	1	3	0	0	0	0	0	4
MONTGOMERY	12	582	603	10	318	0	4	0	19	1,548
MORGAN	2	0	7	1	0	0	0	0	0	10
MORROW	26	2	2	7	0	0	2	0	0	39
MUSKINGUM	75	5	25	0	0	0	0	0	1	106
NOBLE	4	0	5	3	0	0	0	0	1	13
OTTAWA	0	0	3	14	0	0	1	0	0	18
PAULDING	1	0	3	5	0	0	0	0	0	9
PERRY	9	0	8	75	0	0	3	0	0	95
PICKAWAY	0	0	12	30	0	0	3	0	20	65
PIKE	0	0	2	8	0	0	2	0	0	12
PORTAGE	2	0	20	0	135	0	5	0	0	162
PREBLE	14	0	19	10	0	0	0	0	10	53
PUTNAM	12	0	3	2	0	0	0	0	0	17
RICHLAND	0	0	29	230	9	0	2	0	0	270
ROSS	0	12	48	0	56	0	2	0	5	123
SANDUSKY	0	0	6	38	44	0	0	0	0	88
SCIOTO	0	0	10	59	1	0	6	0	2	78
SENECA	9	3	28	45	8	0	0	0	3	96
SHELBY	0	0	6	32	4	0	0	0	1	43
STARK	4	7	38	17	728	0	52	0	5	851
SUMMIT	31	698	115	1	31	0	0	0	199	1,075
TRUMBULL	0	12	0	142	236	0	0	0	2	392
TUSCARAWAS	0	0	1	0	51	0	1	0	0	53
UNION	6	1	20	22	25	0	1	0	0	75
VAN WERT	5	0	0	2	0	3	0	0	1	11
VINTON	21	0	3	0	0	0	0	0	2	26
WARREN	31	35	5	0	4	0	0	0	2	77
WASHINGTON	0	0	7	17	0	0	0	0	0	24
WAYNE	1	4	20	45	63	0	2	0	11	146
WILLIAMS	0	0	5	35	0	0	0	0	0	40
WOOD	2	0	11	137	74	0	0	0	0	224
WYANDOT	2	0	0	13	0	0	0	0	2	17
STATEWIDE	1,765	3,132	3,635	3,185	7,330	45	403	1	1,356	20,852

graph



An outline map of the state of Ohio, showing its irregular borders and the western peninsula. The map is centered on the page and serves as a background for the text.

# Section I

## Municipal Courts

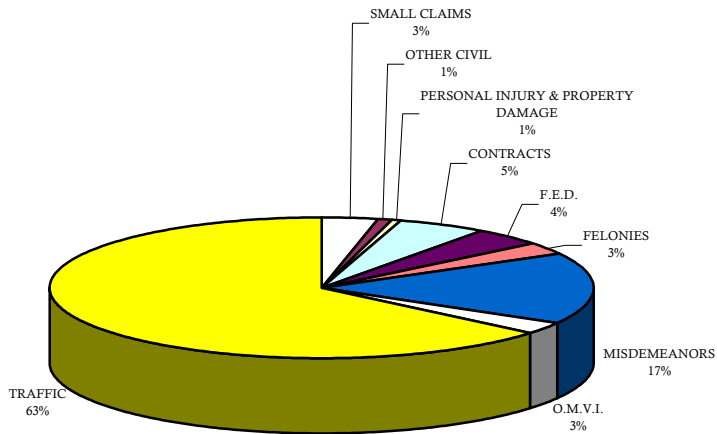
**MUNICIPAL COURTS**  
**COMPOSITE ADMINISTRATIVE JUDGE REPORT FOR THE ENTIRE STATE**

1999

	MISDE- <u>FELONIES</u> <u>MEANORS</u> <u>O.M.V.I.</u>			PERSONAL INJURY				<u>OTHER</u> <u>CIVIL</u>	<u>SMALL</u> <u>CLAIMS</u>	<u>TOTAL</u>
				<u>OTHER</u> <u>TRAFFIC</u>	<u>ND PROPERTY</u> <u>DAMAGE</u>	<u>CONTRACTS</u>	<u>F. E. D.</u>			
CASES PENDING BEGINNING OF YEAR	4,439	46,676	5,010	94,800	4,493	33,205	41,280	5,810	23,759	259,472
NEW CASES FILED	60,157	382,157	63,942	1,473,419	12,816	122,504	94,950	20,452	77,926	2,308,323
TRANSFERRED IN OR REACTIVATED	7,542	66,785	3,811	102,263	491	2,722	891	2,525	1,169	188,199
TOTAL CASES	72,138	495,618	72,763	1,670,482	17,800	158,431	137,121	28,787	102,854	2,755,994
CASES TERMINATED BY:										
HEARING BY JUDGE	8,677	114,942	15,508	134,224	5,924	75,445	19,099	7,004	16,092	396,915
HEARING BY MAGISTRATE	X	13,031	1,442	133,847	1,174	8,475	19,698	1,284	38,158	217,109
TRANSFER (INCLUDES INDIVIDUAL JUDGE ASSIGNMENT)	16,944	174,923	46,353	159,343	3,035	14,846	8,633	2,377	899	427,353
DISMISSAL:LACK OF SPEEDY TRIAL (CRIM.) OR WANT OF PROSECUTION (CIVIL)	90	156	19	154	484	5,742	19,110	399	3,986	30,140
OTHER DISMISSALS	31,229	27,418	801	23,963	1,486	14,116	16,156	3,857	16,332	135,358
VIOLATIONS BUREAU	X	35,328	X	935,201	X	X	X	X	X	970,529
UNAVAILABILITY OF ACCUSED	6,909	73,356	3,512	161,863	4	53	24	18	161	245,900
BANKRUPTCY STAY OR INTERLOCUTORY APPEAL	1	91	2	284	79	1,047	126	104	435	2,169
ALL OTHER TERMINATIONS	2,949	4,435	581	19,515	267	2,966	2,022	7,350	3,562	43,647
TOTAL TERMINATIONS	66,799	443,680	68,218	1,568,394	12,453	122,690	84,868	22,393	79,625	2,469,120
CASES PENDING END OF YEAR	5,339	51,938	4,545	102,088	5,347	35,741	52,253	6,394	23,229	286,874
TIME GUIDELINE (MONTHS)	1	6	6	6	24	12	12	12	6	X
CASES PENDING END OF YEAR BEYOND TIME GUIDELINE	1,458	775	151	3,519	23	3,275	9963	444	1,936	21,544

**MUNICIPAL COURTS**  
**COMPOSITE INDIVIDUAL JUDGE REPORT FORM FOR THE ENTIRE STATE**  
**1999**

	<u>MISDE- MEANORS</u>	<u>O.M.V.L.</u>	<u>OTHER TRAFFIC</u>	<u>PERSONAL INJURY AND PROPERTY</u>			<u>OTHER CIVIL</u>	<u>TOTAL</u>
				<u>DAMAGE</u>	<u>CONTRACTS</u>	<u>F. E. D.</u>		
CASES PENDING BEGINNING OF YEAR	32,803	11,696	24,747	1,757	6,225	2,149	1,004	80,381
NEW CASES ASSIGNED	178,440	47,106	162,272	3,471	15,995	7,895	2,588	417,767
TRANSFERRED IN OR REACTIVATED	30,311	5,378	27,751	316	959	375	183	65,273
TOTAL CASES	241,554	64,180	214,770	5,544	23,179	10,419	3,775	563,421
CASES TERMINATED BY:								
JURY TRIAL	785	375	180	28	59	17	14	1,458
COURT TRIAL	8,174	1,047	11,581	354	1,563	2,420	497	25,636
DEFAULT	X	X	X	524	3,320	833	71	4,748
GUILTY OR NO CONTEST PLEA TO ORIGINAL CHARGE	70,951	33,042	76,291	X	X	X	X	180,284
GUILTY OR NO CONTEST PLEA TO REDUCED CHARGE	29,037	8,428	27,717	X	X	X	X	65,182
DISMISSAL-LACK OF SPEEDY TRIAL (CRIM.) OR WANT OF PROSECUTION (CIVIL)	307	45	251	57	330	842	71	1,903
OTHER DISMISSALS	57,359	2,368	35,690	1,571	6,967	2,502	1,042	107,499
TRANSFERRED OUT	2,353	687	2,165	118	358	142	68	5,891
REFERRED TO A PRIVATE JUDGE	X	X	X	4	18	2	1	25
UNAVAILABILITY OF ACCUSED	31,566	4,152	29,662	2	13	2	9	65,406
BANKRUPTCY STAY OR INTERLOCUTORY APPEAL	56	29	49	37	444	32	32	679
ALL OTHER TERMINATIONS	9,048	2,033	4,634	1,051	4,234	1,006	842	22,848
TOTAL TERMINATIONS	209,636	52,206	188,220	3,746	17,306	7,798	2,647	481,559
CASES PENDING END OF YEAR	31,918	11,974	26,550	1,798	5,873	2,621	1,128	81,862
TIME GUIDELINE (MONTHS)	6	6	6	24	12	12	12	X
CASES PENDING END OF YEAR BEYOND TIME GUIDELINE	975	522	693	6	154	113	79	2,542



**Municipal Courts  
New Cases Filed Comparison  
1999**



**MUNICIPAL COURTS  
OVERALL CASELOADS  
1999**

COURT	NUMBER OF JUDGES	--- POPULATION ---		NEW FILINGS, TRANSFERS, & REACTIVATIONS			----- TERMINATIONS -----		
		TOTAL	PER JUDGE	TOTAL	PER JUDGE	PER 1,000 POPULATION	TOTAL	PER JUDGE	PER 1,000 POPULATION
AKRON	6	263,247	43,875	73,512	12,252	279	71,593	11,932	272
ALLIANCE	1	43,026	43,026	7,931	7,931	184	7,672	7,672	178
ASHLAND	1	47,507	47,507	14,984	14,984	315	15,033	15,033	316
ASHTABULA	1	57,806	57,806	11,995	11,995	208	11,050	11,050	191
ATHENS COUNTY	1	59,549	59,549	14,806	14,806	249	14,785	14,785	248
AUGLAIZE COUNTY	1	44,585	44,585	11,618	11,618	261	11,389	11,389	255
AVON LAKE	1	24,346	24,346	1,847	1,847	76	1,889	1,889	78
BARBERTON	2	105,000	52,500	15,620	7,810	149	17,492	8,746	167
BEDFORD	2	75,000	37,500	15,496	7,748	207	22,061	11,031	294
BELLEFONTAINE	1	42,310	42,310	14,236	14,236	336	14,030	14,030	332
BELLEVUE	1	11,985	11,985	3,082	3,082	257	3,096	3,096	258
BEREA	1	91,926	91,926	8,840	8,840	96	9,003	9,003	98
BOWLING GREEN	1	58,064	58,064	14,951	14,951	257	14,499	14,499	250
BRYAN	1	36,956	36,956	13,509	13,509	366	13,569	13,569	367
CAMBRIDGE	1	39,024	39,024	16,106	16,106	413	16,187	16,187	415
CAMPBELL	1	15,000	15,000	2,865	2,865	191	2,799	2,799	187
CANTON	4	192,569	48,142	37,560	9,390	195	37,497	9,374	195
CELINA	1	39,443	39,443	8,681	8,681	220	8,647	8,647	219
CHAMPAIGN COUNTY	1	36,000	36,000	5,786	5,786	161	5,714	5,714	159
CHARDON	1	81,129	81,129	16,113	16,113	199	16,109	16,109	199
CHILLICOTHE	2	69,370	34,685	23,066	11,533	333	22,459	11,230	324
CIRCLEVILLE	1	48,255	48,255	14,419	14,419	299	14,742	14,742	306
CLARK COUNTY	3	147,548	49,183	27,630	9,210	187	27,845	9,282	189
CLERMONT COUNTY	2	150,187	75,094	43,491	21,746	290	43,704	21,852	291
CLEVELAND	12	560,000	46,667	204,049	17,004	364	203,592	16,966	364
CLEVELAND HEIGHTS	1	54,052	54,052	33,389	33,389	618	34,076	34,076	630
CLEVELAND HOUSING	1	560,000	560,000	16,511	16,511	29	15,690	15,690	28
CLINTON COUNTY	1	35,415	35,415	14,165	14,165	400	14,115	14,115	399
CONNEAUT	1	13,241	13,241	4,799	4,799	362	4,746	4,746	358
COSHOCOTON	1	35,427	35,427	5,673	5,673	160	5,730	5,730	162
CRAWFORD COUNTY	1	47,870	47,870	13,930	13,930	291	13,867	13,867	290
CUYAHOGA FALLS	2	160,124	80,062	27,697	13,849	173	27,403	13,702	171
DAYTON	5	170,000	34,000	66,079	13,216	389	66,653	13,331	392
DEFIANCE	1	39,228	39,228	12,531	12,531	319	12,415	12,415	316
DELAWARE	1	66,929	66,929	22,647	22,647	338	22,505	22,505	336
EAST CLEVELAND	1	33,096	33,096	11,595	11,595	350	10,044	10,044	303
EAST LIVERPOOL	1	26,105	26,105	5,102	5,102	195	5,175	5,175	198
EATON	1	40,000	40,000	13,109	13,109	328	12,741	12,741	319
ELYRIA	2	94,873	47,437	24,112	12,056	254	24,725	12,363	261
EUCLID	1	54,875	54,875	12,802	12,802	233	12,664	12,664	231
FAIRBORN	1	73,813	73,813	22,805	22,805	309	22,973	22,973	311
FAIRFIELD	1	39,729	39,729	8,237	8,237	207	7,962	7,962	200
FINDLAY	2	64,498	32,249	20,968	10,484	325	21,383	10,692	332
FOSTORIA	1	22,768	22,768	3,408	3,408	150	3,441	3,441	151
FRANKLIN	1	25,000	25,000	7,713	7,713	309	8,019	8,019	321
FRANKLIN COUNTY	15	961,437	64,096	233,054	15,537	242	210,172	14,011	219
FRANKLIN CO. ENVIRO.	1	961,437	961,437	8,734	8,734	9	8,269	8,269	9
FREMONT	1	28,138	28,138	6,760	6,760	240	6,773	6,773	241
GALLIPOLIS	1	30,954	30,954	12,286	12,286	397	11,554	11,554	373
GARFIELD HEIGHTS	2	100,000	50,000	12,460	6,230	125	12,069	6,035	121
GIRARD	1	70,000	70,000	12,648	12,648	181	12,804	12,804	183
HAMILTON	1	85,000	85,000	25,026	25,026	294	25,068	25,068	295
HAMILTON COUNTY	14	850,000	60,714	254,089	18,149	299	252,300	18,021	297
HARDIN COUNTY	1	31,111	31,111	4,669	4,669	150	4,734	4,734	152
HILLSBORO	1	28,741	28,741	7,297	7,297	254	7,305	7,305	254
HOCKING COUNTY	1	25,000	25,000	7,787	7,787	311	9,476	9,476	379
HURON	1	9,297	9,297	3,704	3,704	398	3,693	3,693	397
IRONTON	1	26,017	26,017	6,648	6,648	256	6,743	6,743	259
JACKSON COUNTY	1	30,230	30,230	13,545	13,545	448	12,788	12,788	423
KETTERING	2	125,000	62,500	21,944	10,972	176	22,004	11,002	176
LAKEWOOD	1	59,000	59,000	11,106	11,106	188	11,450	11,450	194

**MUNICIPAL COURTS  
OVERALL CASELOADS (continued)  
1999**

COURT	NUMBER OF JUDGES	--- POPULATION ---		NEW FILINGS, TRANSFERS, & REACTIVATIONS			----- TERMINATIONS -----		
		TOTAL	PER JUDGE	TOTAL	PER JUDGE	PER 1,000 POPULATION	TOTAL	PER JUDGE	PER 1,000 POPULATION
LANCASTER	2	103,000	51,500	19,729	9,865	192	19,463	9,732	189
LAWRENCE COUNTY	1	40,000	40,000	8,084	8,084	202	7,946	7,946	199
LEBANON	1	21,000	21,000	7,125	7,125	339	7,695	7,695	366
LICKING COUNTY	2	128,300	64,150	23,153	11,577	180	22,857	11,429	178
LIMA	2	109,755	54,878	23,412	11,706	213	22,935	11,468	209
LORAIN	2	84,821	42,411	14,785	7,393	174	10,866	5,433	128
LYNDHURST	1	57,659	57,659	18,938	18,938	328	19,004	19,004	330
MADISON COUNTY	1	37,068	37,068	11,887	11,887	321	11,608	11,608	313
MANSFIELD	2	150,000	75,000	29,813	14,907	199	30,106	15,053	201
MARIETTA	1	62,254	62,254	14,088	14,088	226	13,166	13,166	211
MARION	1	64,274	64,274	21,058	21,058	328	20,531	20,531	319
MARYSVILLE	1	31,969	31,969	14,379	14,379	450	14,228	14,228	445
MASON	1	26,491	26,491	7,476	7,476	282	7,501	7,501	283
MASSILLON	2	123,975	61,988	19,394	9,697	156	19,636	9,818	158
MAUMEE	1	35,578	35,578	17,474	17,474	491	17,254	17,254	485
MEDINA	1	84,000	84,000	22,364	22,364	266	22,076	22,076	263
MENTOR	1	55,629	55,629	10,574	10,574	190	10,613	10,613	191
MIAMI	2	90,381	45,191	27,962	13,981	309	27,572	13,786	305
MIAMISBURG	1	62,815	62,815	13,029	13,029	207	13,636	13,636	217
MIDDLETOWN	1	69,040	69,040	17,051	17,051	247	17,021	17,021	247
MOUNT VERNON	1	47,473	47,473	9,155	9,155	193	9,114	9,114	192
NAPOLEON	1	29,108	29,108	6,649	6,649	228	6,772	6,772	233
NEW PHILADELPHIA	1	80,000	80,000	14,612	14,612	183	14,749	14,749	184
NEWTON FALLS	1	27,810	27,810	8,489	8,489	305	8,296	8,296	298
NILES	1	34,084	34,084	5,276	5,276	155	5,236	5,236	154
NORWALK	1	54,802	54,802	18,803	18,803	343	18,803	18,803	343
OAKWOOD	1	8,957	8,957	2,809	2,809	314	2,623	2,623	293
OBERLIN	1	41,925	41,925	9,948	9,948	237	9,959	9,959	238
OREGON	1	21,709	21,709	6,912	6,912	318	6,911	6,911	318
OTTAWA COUNTY	1	40,029	40,029	9,312	9,312	233	9,678	9,678	242
PAINESVILLE	1	71,939	71,939	15,468	15,468	215	15,422	15,422	214
PARMA	3	170,394	56,798	24,646	8,215	145	24,051	8,017	141
PERRYSBURG	1	51,391	51,391	12,412	12,412	242	12,484	12,484	243
PORTAGE COUNTY-KENT	1	133,808	133,808	12,506	12,506	93	12,371	12,371	92
PORTAGE COUNTY-RAV.	2	133,808	66,904	37,798	18,899	282	36,791	18,396	275
PORTSMOUTH	2	80,327	40,164	15,580	7,790	194	15,799	7,900	197
ROCKY RIVER	2	116,660	58,330	25,118	12,559	215	24,830	12,415	213
SANDUSKY	1	42,211	42,211	18,441	18,441	437	18,849	18,849	447
SHAKER HEIGHTS	1	63,282	63,282	17,215	17,215	272	16,566	16,566	262
SHELBY	1	19,191	19,191	2,368	2,368	123	2,282	2,282	119
SIDNEY	1	44,915	44,915	11,549	11,549	257	11,382	11,382	253
SOUTH EUCLID	1	23,866	23,866	4,838	4,838	203	4,732	4,732	198
STEUBENVILLE	1	22,125	22,125	3,016	3,016	136	3,272	3,272	148
STRUTHERS	1	39,376	39,376	3,730	3,730	95	3,368	3,368	86
SYLVANIA	1	62,216	62,216	19,979	19,979	321	19,688	19,688	316
TIFFIN	1	48,311	48,311	5,950	5,950	123	6,007	6,007	124
TOLEDO	7	332,943	47,563	118,850	16,979	357	122,285	17,469	367
TOLEDO HOUSING	1	332,943	332,943	5,613	5,613	17	6,403	6,403	19
UPPER SANDUSKY	1	22,254	22,254	10,199	10,199	458	10,123	10,123	455
VAN WERT COUNTY	1	30,461	30,461	9,266	9,266	304	8,901	8,901	292
VANDALIA	1	79,000	79,000	25,355	25,355	321	25,434	25,434	322
VERMILION	1	18,695	18,695	4,649	4,649	249	4,630	4,630	248
WADSWORTH	1	35,239	35,239	9,288	9,288	264	9,136	9,136	259
WARREN	2	84,361	42,181	16,508	8,254	196	17,018	8,509	202
WASHINGTON C.H.	1	27,000	27,000	8,837	8,837	327	8,936	8,936	331
WAYNE COUNTY	2	101,461	50,731	19,747	9,874	195	19,783	9,892	195
WILLOUGHBY	1	87,931	87,931	18,202	18,202	207	17,964	17,964	204
XENIA	1	62,918	62,918	17,590	17,590	280	17,533	17,533	279
YOUNGSTOWN	3	95,000	31,667	17,088	5,696	180	14,230	4,743	150
ZANESVILLE	1	27,000	27,000	4,714	4,714	175	4,619	4,619	171
STATEWIDE	202	9,714,981	48,094	2,561,482	12,681	264	2,532,729	12,538	261

**MUNICIPAL COURTS**  
**FELONY OVERALL CASELOADS**  
1999

<i>COURT</i>	<i>CASES PENDING JANUARY 1</i>	<i>NEW FILINGS</i>	<i>REACTIVATIONS AND TRANSFERS</i>	<i>TOTAL CASES</i>	<i>TOTAL TERMIN- ATIONS</i>	<i>CLEARANCE RATE</i>	<i>CASES PENDING DECEMBER 31</i>	<i>CASES PENDING BEYOND TIME GUIDELINES</i>
AKRON	92	3,803	1,498	5,393	5,282	99.6%	111	0
ALLIANCE	32	268	0	300	277	103.4%	23	0
ASHLAND	0	0	0	0	0	-	0	0
ASHTABULA	38	275	49	362	339	104.6%	23	8
ATHENS COUNTY	3	208	19	230	227	100.0%	3	0
AUGLAIZE COUNTY	0	81	9	90	85	94.4%	5	0
AVON LAKE	5	91	4	100	93	97.9%	7	0
BARBERTON	124	723	42	889	790	103.3%	99	30
BEDFORD	123	389	0	512	510	131.1%	2	0
BELLEFONTAINE	6	126	0	132	124	98.4%	8	0
BELLEVUE	7	18	0	25	25	138.9%	0	0
BEREA	5	240	8	253	249	100.4%	4	0
BOWLING GREEN	4	237	4	245	233	96.7%	12	0
BRYAN	0	80	1	81	81	100.0%	0	0
CAMBRIDGE	4	124	5	133	125	96.9%	8	2
CAMPBELL	21	135	1	157	139	102.2%	18	0
CANTON	65	1,435	185	1,685	1,631	100.7%	54	0
CELINA	4	56	0	60	60	107.1%	0	0
CHAMPAIGN COUNTY	9	164	53	226	221	101.8%	5	0
CHARDON	3	94	13	110	106	99.1%	4	0
CHILLICOTHE	15	277	53	345	320	97.0%	25	0
CIRCLEVILLE	5	173	36	214	196	93.8%	18	0
CLARK COUNTY	430	1,190	196	1,816	1,444	104.2%	372	0
CLERMONT COUNTY	27	844	121	992	961	99.6%	31	3
CLEVELAND	165	5,187	28	5,380	5,167	99.1%	213	0
CLEVELAND HEIGHTS	2	192	20	214	211	99.5%	3	0
CLEVELAND HOUSING	0	0	0	0	0	-	0	0
CLINTON COUNTY	28	67	0	95	69	103.0%	26	0
CONNEAUT	4	72	16	92	90	102.3%	2	0
COSHOCOTON	3	34	3	40	37	100.0%	3	0
CRAWFORD COUNTY	0	42	0	42	42	100.0%	0	0
CUYAHOGA FALLS	20	672	73	765	733	98.4%	32	0
DAYTON	80	2,116	425	2,621	2,577	101.4%	44	0
DEFIANCE	4	177	5	186	180	98.9%	6	0
DELAWARE	1	110	14	125	122	98.4%	3	0
EAST CLEVELAND	0	277	2	279	253	90.7%	26	7
EAST LIVERPOOL	12	91	2	105	86	92.5%	19	0
EATON	26	135	2	163	130	94.9%	33	0
ELYRIA	65	817	60	942	888	101.3%	54	0
EUCLID	0	305	0	305	304	99.7%	1	0
FAIRBORN	2	223	55	280	273	98.2%	7	0
FAIRFIELD	45	203	39	287	223	92.1%	64	12
FINDLAY	0	66	0	66	65	98.5%	1	0
FOSTORIA	6	83	9	98	95	103.3%	3	1
FRANKLIN	11	135	39	185	183	105.2%	2	0
FRANKLIN COUNTY	198	6,682	669	7,549	6,224	84.7%	1,325	1,107
FRANKLIN CO. ENVIRO.	0	1	0	1	0	0.0%	1	0
FREMONT	4	274	32	310	296	96.7%	14	0
GALLIPOLIS	1	125	46	172	170	99.4%	2	0
GARFIELD HEIGHTS	2	286	0	288	287	100.3%	1	1
GIRARD	25	297	37	359	322	96.4%	37	0
HAMILTON	44	1,223	187	1,454	1,423	100.9%	31	2
HAMILTON COUNTY	306	9,049	1,371	10,726	10,290	98.8%	436	0
HARDIN COUNTY	1	20	0	21	21	105.0%	0	0
HILLSBORO	3	81	11	95	95	103.3%	0	0
HOCKING COUNTY	73	113	1	187	157	137.7%	30	19
HURON	7	31	0	38	31	100.0%	7	3
IRONTON	2	192	13	207	193	94.1%	14	0
JACKSON COUNTY	0	39	1	40	40	100.0%	0	0
KETTERING	5	221	67	293	287	99.7%	6	0
LAKESWOOD	64	262	0	326	249	95.0%	77	0

**MUNICIPAL COURTS**  
**FELONY OVERALL CASELOADS (continued)**  
**1999**

<u>COURT</u>	<u>CASES PENDING JANUARY 1</u>	<u>NEW FILINGS</u>	<u>REACTIVATIONS AND TRANSFERS</u>	<u>TOTAL CASES</u>	<u>TOTAL TERMIN- ATIONS</u>	<u>CLEARANCE RATE</u>	<u>CASES PENDING DECEMBER 31</u>	<u>CASES PENDING BEYOND TIME GUIDELINES</u>
LANCASTER	3	337	150	490	485	99.6%	5	0
LAWRENCE COUNTY	20	195	2	217	196	99.5%	21	0
LEBANON	43	125	0	168	132	105.6%	36	30
LICKING COUNTY	1	422	0	423	414	98.1%	9	0
LIMA	11	301	1	313	301	99.7%	12	0
LORAIN	252	967	0	1,219	747	77.2%	472	0
LYNDHURST	14	120	0	134	123	102.5%	11	0
MADISON COUNTY	2	74	4	80	79	101.3%	1	0
MANSFIELD	6	378	8	392	373	96.6%	19	0
MARIETTA	3	179	8	190	189	101.1%	1	0
MARION	4	207	7	218	203	94.9%	15	0
MARYSVILLE	2	50	0	52	46	92.0%	6	0
MASON	18	158	31	207	201	106.3%	6	0
MASSILLON	50	515	31	596	551	100.9%	45	0
MAUMEE	7	208	55	270	252	95.8%	18	3
MEDINA	13	162	1	176	160	98.2%	16	2
MENTOR	5	232	16	253	243	98.0%	10	0
MIAMI	154	781	270	1,205	1,076	102.4%	129	0
MIAMISBURG	147	264	81	492	488	141.4%	4	0
MIDDLETOWN	31	681	59	771	706	95.4%	65	1
MOUNT VERNON	0	24	0	24	24	100.0%	0	0
NAPOLEON	10	113	0	123	119	105.3%	4	0
NEW PHILADELPHIA	4	82	2	88	82	97.6%	6	0
NEWTON FALLS	15	141	18	174	166	104.4%	8	0
NILES	15	279	118	412	394	99.2%	18	1
NORWALK	1	142	124	267	263	98.9%	4	0
OAKWOOD	0	4	0	4	4	100.0%	0	0
OBERLIN	58	143	0	201	152	106.3%	49	0
OREGON	12	183	59	254	239	98.8%	15	0
OTTAWA COUNTY	16	76	12	104	85	96.6%	19	0
PAINESVILLE	18	385	63	466	449	100.2%	17	0
PARMA	20	394	2	416	398	100.5%	18	0
PERRYSBURG	13	211	5	229	219	101.4%	10	0
PORTAGE CO. - KENT	12	264	37	313	309	102.7%	4	0
PORTAGE CO. - RAV.	8	545	69	622	613	99.8%	9	0
PORTSMOUTH	96	709	55	860	828	108.4%	32	0
ROCKY RIVER	12	420	58	490	464	97.1%	26	0
SANDUSKY	338	849	74	1,261	1,092	118.3%	169	106
SHAKER HEIGHTS	10	97	10	117	105	98.1%	12	0
SHELBY	0	27	0	27	24	88.9%	3	2
SIDNEY	9	137	4	150	147	104.3%	3	0
SOUTH EUCLID	0	51	6	57	55	96.5%	2	0
STEUBENVILLE	54	213	0	267	213	100.0%	54	0
STRUTHERS	12	65	1	78	30	45.5%	48	35
SYLVANIA	6	524	71	601	578	97.1%	23	0
TIFFIN	0	83	3	86	81	94.2%	5	0
TOLEDO	300	3,619	281	4,200	3,981	102.1%	219	0
TOLEDO HOUSING	0	0	0	0	0	-	0	0
UPPER SANDUSKY	0	18	0	18	17	94.4%	1	0
VAN WERT COUNTY	0	65	4	69	60	87.0%	9	1
VANDALIA	11	267	101	379	369	100.3%	10	0
VERMILION	7	121	43	171	160	97.6%	11	0
WADSWORTH	1	79	0	80	79	100.0%	1	0
WARREN	184	713	35	932	791	105.7%	141	82
WASHINGTON C. H.	8	108	0	116	112	103.7%	4	0
WAYNE COUNTY	3	88	0	91	87	98.9%	4	0
WILLOUGHBY	101	382	1	484	384	100.3%	100	0
XENIA	6	225	5	236	223	97.0%	13	0
YOUNGSTOWN	62	973	33	1,068	1,056	105.0%	12	0
ZANESVILLE	0	51	0	51	51	100.0%	0	0
STATEWIDE	4,439	60,157	7,542	72,138	66,799	98.7%	5,339	1,458

**MUNICIPAL COURTS**

**FELONY TERMINATIONS**

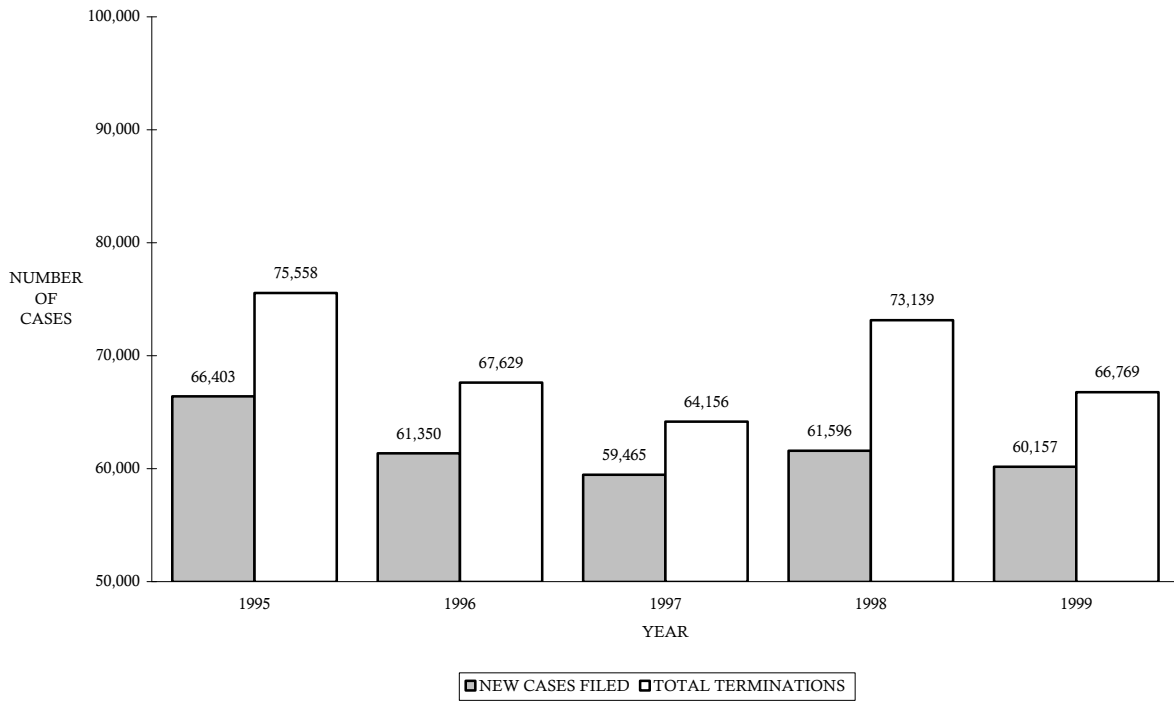
1999

<i>COURT</i>	<i>PRELIMINARY HEARING BINDOVER</i>	<i>WAIVER PRELIMINARY HEARING</i>	<i>DISMISSAL: LACK OF SPEEDY TRIAL</i>	<i>OTHER DISMIS- SALS</i>	<i>UNAVAIL- ABILITY OF ACCUSED</i>	<i>BANKRUPTCY STAY/INTER- LOCUTORY APPEAL</i>	<i>OTHER TERMIN- ATIONS</i>	<i>TOTAL TERMIN- ATIONS</i>
AKRON	47	2,936	0	791	1,466	0	42	5,282
ALLIANCE	234	7	0	18	2	0	16	277
ASHLAND	0	0	0	0	0	0	0	0
ASHTABULA	133	121	0	59	26	0	0	339
ATHENS COUNTY	49	42	0	121	13	0	2	227
AUGLAIZE COUNTY	0	18	0	46	10	0	11	85
AVON LAKE	1	49	0	36	5	0	2	93
BARBERTON	55	266	0	410	59	0	0	790
BEDFORD	58	310	0	43	1	0	98	510
BELLEFONTAINE	2	92	0	30	0	0	0	124
BELLEVUE	7	6	0	2	0	0	10	25
BEREA	5	9	0	88	8	0	139	249
BOWLING GREEN	2	89	0	129	13	0	0	233
BRYAN	4	33	0	43	1	0	0	81
CAMBRIDGE	29	53	0	34	3	0	6	125
CAMPBELL	63	38	0	38	0	0	0	139
CANTON	460	45	0	815	311	0	0	1,631
CELINA	7	23	0	30	0	0	0	60
CHAMPAIGN COUNTY	25	60	0	100	36	0	0	221
CHARDON	14	60	0	15	17	0	0	106
CHILLICOTHE	82	86	0	99	51	0	2	320
CIRCLEVILLE	135	0	0	22	39	0	0	196
CLARK COUNTY	11	0	0	1,045	388	0	0	1,444
CLERMONT COUNTY	231	0	0	586	138	0	6	961
CLEVELAND	1,323	3,308	0	360	174	0	2	5,167
CLEVELAND HEIGHTS	47	77	8	56	23	0	0	211
CLEVELAND HOUSING	0	0	0	0	0	0	0	0
CLINTON COUNTY	29	0	0	35	5	0	0	69
CONNEAUT	14	32	0	31	13	0	0	90
COSHOCOTON	17	0	0	17	3	0	0	37
CRAWFORD COUNTY	1	34	0	5	2	0	0	42
CUYAHOGA FALLS	32	301	0	334	65	0	1	733
DAYTON	388	329	0	1,337	471	0	52	2,577
DEFIANCE	25	81	0	65	7	0	2	180
DELAWARE	5	8	8	86	15	0	0	122
EAST CLEVELAND	110	118	0	21	0	0	4	253
EAST LIVERPOOL	38	17	0	11	3	0	17	86
EATON	30	28	0	13	0	0	59	130
ELYRIA	73	528	0	225	62	0	0	888
EUCLID	1	279	1	23	0	0	0	304
FAIRBORN	0	2	0	198	73	0	0	273
FAIRFIELD	38	29	6	111	39	0	0	223
FINDLAY	0	20	4	41	0	0	0	65
FOSTORIA	4	37	0	49	4	0	1	95
FRANKLIN	89	31	0	40	23	0	0	183
FRANKLIN COUNTY	43	118	0	5,927	136	0	0	6,224
FRANKLIN CO. ENVIRO.	0	0	0	0	0	0	0	0
FREMONT	36	93	0	122	42	0	3	296
GALLIPOLIS	59	0	0	63	48	0	0	170
GARFIELD HEIGHTS	23	248	0	15	1	0	0	287
GIRARD	18	84	0	168	52	0	0	322
HAMILTON	385	283	0	528	226	0	1	1,423
HAMILTON COUNTY	24	0	0	8,175	180	0	1,911	10,290
HARDIN COUNTY	9	0	0	12	0	0	0	21
HILLSBORO	37	0	0	31	27	0	0	95
HOCKING COUNTY	44	46	1	66	0	0	0	157
HURON	13	12	0	5	1	0	0	31
IRONTON	16	37	0	117	23	0	0	193
JACKSON COUNTY	15	2	0	22	1	0	0	40
KETTERING	18	107	0	91	71	0	0	287
LAKEWOOD	6	123	0	108	0	0	12	249

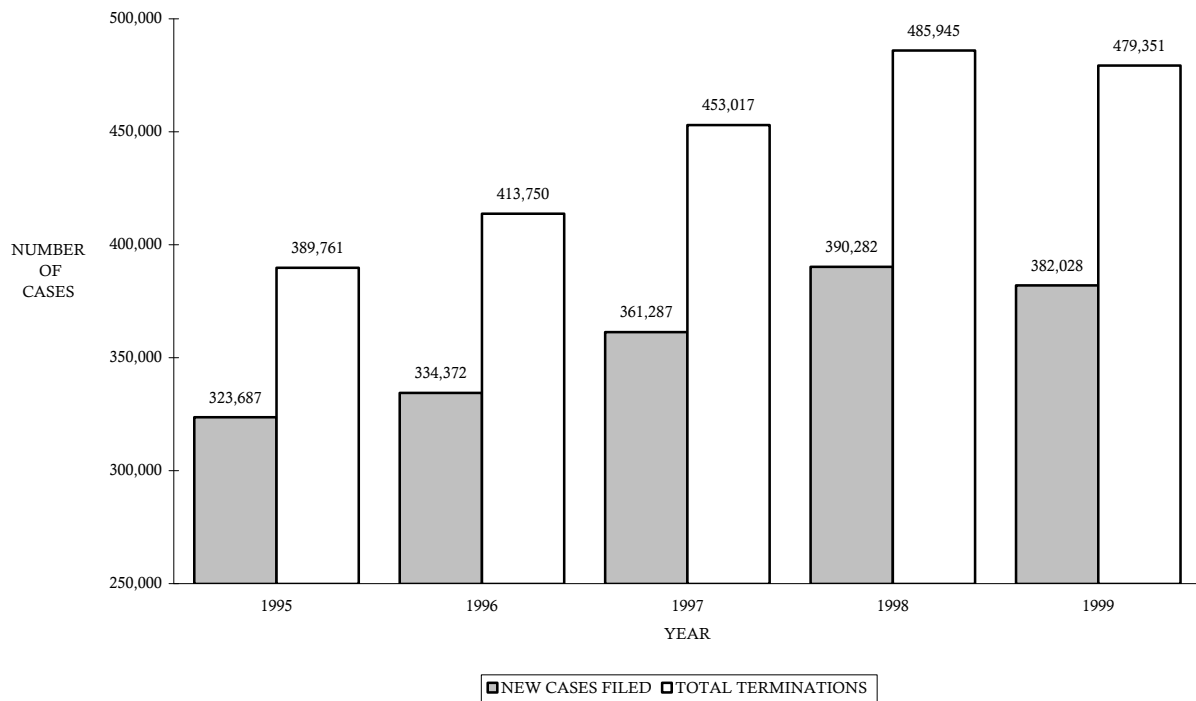
**MUNICIPAL COURTS**  
**FELONY TERMINATIONS (continued)**  
**1999**

<i>COURT</i>	<i>PRELIMINARY HEARING BINDER</i>	<i>WAIVER PRELIMINARY HEARING</i>	<i>DISMISSAL: LACK OF SPEEDY TRIAL</i>	<i>OTHER DISMISSALS</i>	<i>UNAVAIL- ABILITY OF ACCUSED</i>	<i>BANKRUPTCY STAY/INTER- LOCUTORY APPEAL</i>	<i>OTHER TERMIN- ATIONS</i>	<i>TOTAL TERMIN- ATIONS</i>
LANCASTER	63	146	0	45	229	0	2	485
LAWRENCE COUNTY	16	82	0	93	5	0	0	196
LEBANON	70	15	0	17	29	0	1	132
LICKING COUNTY	0	355	0	12	47	0	0	414
LIMA	93	138	0	24	0	1	45	301
LORAIN	482	184	0	81	0	0	0	747
LYNDHURST	21	102	0	0	0	0	0	123
MADISON COUNTY	50	0	0	17	12	0	0	79
MANSFIELD	23	288	3	40	19	0	0	373
MARIETTA	31	87	0	57	14	0	0	189
MARION	8	61	0	116	8	0	10	203
MARYSVILLE	21	0	0	24	1	0	0	46
MASON	99	53	2	11	36	0	0	201
MASSILLON	67	151	0	308	25	0	0	551
MAUMEE	5	38	0	139	68	0	2	252
MEDINA	7	128	0	20	5	0	0	160
MENTOR	3	91	0	132	15	0	2	243
MIAMI	217	233	0	238	253	0	135	1,076
MIAMISBURG	40	117	13	70	141	0	107	488
MIDDLETOWN	283	135	0	234	19	0	35	706
MOUNT VERNON	0	18	0	4	2	0	0	24
NAPOLEON	22	68	0	13	13	0	3	119
NEW PHILADELPHIA	30	14	0	37	1	0	0	82
NEWTON FALLS	39	1	0	111	15	0	0	166
NILES	149	37	4	77	122	0	5	394
NORWALK	17	80	0	0	126	0	40	263
OAKWOOD	1	3	0	0	0	0	0	4
OBERLIN	5	82	0	61	0	0	4	152
OREGON	57	81	0	28	73	0	0	239
OTTAWA COUNTY	14	0	0	64	7	0	0	85
PAINESVILLE	37	147	0	196	56	0	13	449
PARMA	53	278	0	54	0	0	13	398
PERRYSBURG	40	58	0	39	82	0	0	219
PORTAGE CO. - KENT	28	2	0	225	52	0	2	309
PORTAGE CO. - RAV.	70	0	0	457	84	0	2	613
PORTSMOUTH	62	466	0	206	64	0	30	828
ROCKY RIVER	4	253	0	157	50	0	0	464
SANDUSKY	361	351	0	233	76	0	71	1,092
SHAKER HEIGHTS	6	53	0	18	28	0	0	105
SHELBY	23	1	0	0	0	0	0	24
SIDNEY	41	24	0	78	4	0	0	147
SOUTH EUCLID	1	24	0	20	10	0	0	55
STEBENVILLE	58	34	0	120	0	0	1	213
STRUTHERS	22	4	0	3	1	0	0	30
SYLVANIA	3	153	0	213	209	0	0	578
TIFFIN	1	15	0	63	2	0	0	81
TOLEDO	136	855	0	2,677	313	0	0	3,981
TOLEDO HOUSING	0	0	0	0	0	0	0	0
UPPER SANDUSKY	11	0	0	6	0	0	0	17
VAN WERT COUNTY	0	51	6	3	0	0	0	60
VANDALIA	51	101	0	103	105	0	9	369
VERMILION	5	65	0	45	44	0	1	160
WADSWORTH	19	2	0	51	5	0	2	79
WARREN	98	247	0	427	13	0	6	791
WASHINGTON C. H.	13	25	0	73	0	0	1	112
WAYNE COUNTY	45	0	2	36	4	0	0	87
WILLOUGHBY	17	158	0	202	0	0	7	384
XENIA	0	2	0	212	8	0	1	223
YOUNGSTOWN	848	8	32	131	37	0	0	1,056
ZANESVILLE	27	24	0	0	0	0	0	51
STATEWIDE	8,677	16,944	90	31,229	6,909	1	2,949	66,799

MUNICIPAL COURTS - FELONY CASES  
STATEWIDE NEW CASES FILED AND TOTAL TERMINATIONS COMPARISON  
1995 - 1999



MUNICIPAL COURTS - MISDEMEANOR CASES  
STATEWIDE NEW CASES FILED AND TOTAL TERMINATIONS COMPARISON  
1995 - 1999





**MUNICIPAL COURTS  
MISDEMEANOR OVERALL CASELOADS  
1999**

<i>COURT</i>	<i>CASES PENDING JANUARY 1</i>	<i>NEW FILINGS</i>	<i>REACTIVATIONS AND TRANSFERS</i>	<i>TOTAL CASES</i>	<i>TOTAL TERMIN- ATIONS</i>	<i>CLEARANCE RATE</i>	<i>CASES PENDING DECEMBER 31</i>	<i>CASES PENDING BEYOND TIME GUIDELINES</i>
AKRON	881	11,436	9,769	22,086	20,904	98.6%	1,182	17
ALLIANCE	106	1,333	27	1,466	1,270	93.4%	196	0
ASHLAND	139	1,698	67	1,904	1,765	100.0%	139	0
ASHTABULA	685	1,353	412	2,450	1,489	84.4%	961	78
ATHENS COUNTY	295	3,706	407	4,408	3,996	97.2%	412	0
AUGLAIZE COUNTY	133	908	131	1,172	997	96.0%	175	1
AVON LAKE	46	407	13	466	423	100.7%	43	0
BARBERTON	578	2,569	154	3,301	3,047	111.9%	254	9
BEDFORD	1,580	2,229	0	3,809	3,630	162.9%	179	0
BELLEFONTAINE	239	2,290	0	2,529	2,161	94.4%	368	0
BELLEVUE	12	305	3	320	302	98.1%	18	0
BEREA	190	1,411	220	1,821	1,585	97.2%	236	0
BOWLING GREEN	447	2,838	38	3,323	2,792	97.1%	531	3
BRYAN	138	1,502	180	1,820	1,686	100.2%	134	0
CAMBRIDGE	313	1,966	84	2,363	2,066	100.8%	297	4
CAMPBELL	97	357	7	461	350	96.2%	111	0
CANTON	742	4,739	537	6,018	5,552	105.2%	466	0
CELINA	171	1,340	81	1,592	1,321	93.0%	271	7
CHAMPAIGN COUNTY	98	1,601	605	2,304	2,179	98.8%	125	0
CHARDON	82	1,477	234	1,793	1,662	97.1%	131	0
CHILLICOTHE	531	4,117	887	5,535	4,980	99.5%	555	0
CIRCLEVILLE	197	1,611	274	2,082	1,900	100.8%	182	0
CLARK COUNTY	496	3,991	1,264	5,751	5,412	103.0%	339	0
CLERMONT COUNTY	523	5,523	1,597	7,643	7,118	100.0%	525	8
CLEVELAND	6,513	37,279	10,393	54,185	49,093	103.0%	5,092	7
CLEVELAND HEIGHTS	227	2,207	378	2,812	2,494	96.5%	318	2
CLEVELAND HOUSING	6,428	5,908	8	12,344	5,242	88.6%	7,102	0
CLINTON COUNTY	752	1,746	0	2,498	1,788	102.4%	710	0
CONNEAUT	18	448	18	484	450	96.6%	34	0
COSHOCTON	71	707	90	868	818	102.6%	50	0
CRAWFORD COUNTY	65	1,305	39	1,409	1,260	93.8%	149	0
CUYAHOGA FALLS	319	3,206	98	3,623	3,215	97.3%	408	0
DAYTON	767	13,317	4,089	18,173	17,492	100.5%	681	3
DEFIANCE	90	1,141	142	1,373	1,258	98.1%	115	0
DELAWARE	179	1,762	245	2,186	2,051	102.2%	135	0
EAST CLEVELAND	74	1,144	271	1,489	1,198	84.7%	291	48
EAST LIVERPOOL	445	1,227	57	1,729	1,357	105.7%	372	0
EATON	256	1,493	11	1,760	1,434	95.3%	326	0
ELYRIA	600	3,389	485	4,474	3,965	102.3%	509	1
EUCLID	36	1,414	0	1,450	1,387	98.1%	63	0
FAIRBORN	336	2,495	579	3,410	3,092	100.6%	318	1
FAIRFIELD	488	1,558	241	2,287	1,694	94.2%	593	7
FINDLAY	372	1,620	256	2,248	1,941	103.5%	307	10
FOSTORIA	103	712	95	910	834	103.3%	76	6
FRANKLIN	163	1,019	574	1,756	1,648	103.5%	108	56
FRANKLIN COUNTY	12,778	26,641	17,879	57,298	41,481	93.2%	15,817	30
FRANKLIN CO. ENVIRO.	371	4,756	1,209	6,336	5,562	93.2%	774	0
FREMONT	96	1,185	93	1,374	1,289	100.9%	85	0
GALLIPOLIS	294	1,762	370	2,426	2,206	103.5%	220	0
GARFIELD HEIGHTS	191	1,895	180	2,266	2,011	96.9%	255	5
GIRARD	119	792	184	1,095	914	93.6%	181	0
HAMILTON	314	5,893	1,690	7,897	7,524	99.2%	373	2
HAMILTON COUNTY	4,148	46,943	13,421	64,512	60,166	99.7%	4,346	0
HARDIN COUNTY	54	574	46	674	627	101.1%	47	1
HILLSBORO	109	1,477	465	2,051	2,016	103.8%	35	0
HOCKING COUNTY	1,062	1,668	0	2,730	2,303	138.1%	427	157
HURON	45	458	1	504	464	101.1%	40	2
IRONTON	226	957	121	1,304	1,162	107.8%	142	0
JACKSON COUNTY	128	2,304	283	2,715	2,310	89.3%	405	100
KETTERING	245	2,103	323	2,671	2,444	100.7%	227	0
LAKEWOOD	624	1,489	0	2,113	1,732	116.3%	381	0

**MUNICIPAL COURTS  
MISDEMEANOR OVERALL CASELOADS (continued)  
1999**

<i>COURT</i>	<i>CASES PENDING JANUARY 1</i>	<i>NEW FILINGS</i>	<i>REACTIVATIONS AND TRANSFERS</i>	<i>TOTAL CASES</i>	<i>TOTAL TERMIN- ATIONS</i>	<i>CLEARANCE RATE</i>	<i>CASES PENDING DECEMBER 31</i>	<i>CASES PENDING BEYOND TIME GUIDELINES</i>
LANCASTER	306	2,244	336	2,886	2,456	95.2%	430	0
LAWRENCE COUNTY	144	930	4	1,078	959	102.7%	119	0
LEBANON	902	874	12	1,788	1,308	147.6%	480	301
LICKING COUNTY	226	1,843	156	2,225	1,957	97.9%	268	0
LIMA	914	3,693	86	4,693	3,794	100.4%	899	93
LORAIN	5,420	4,115	2	9,537	2,268	55.1%	7,269	0
LYNDHURST	90	825	42	957	789	91.0%	168	0
MADISON COUNTY	74	697	66	837	727	95.3%	110	0
MANSFIELD	510	4,792	465	5,767	4,931	93.8%	836	0
MARIETTA	212	2,142	83	2,437	2,052	92.2%	385	29
MARION	351	3,237	381	3,969	3,547	98.0%	422	0
MARYSVILLE	277	955	92	1,324	1,120	107.0%	204	0
MASON	104	794	55	953	881	103.8%	72	1
MASSILLON	194	2,325	135	2,654	2,409	97.9%	245	0
MAUMEE	164	1,249	369	1,782	1,599	98.8%	183	2
MEDINA	424	1,671	59	2,154	1,724	99.7%	430	52
MENTOR	100	1,602	122	1,824	1,732	100.5%	92	0
MIAMI	901	4,159	1,523	6,583	5,598	98.5%	985	0
MIAMISBURG	550	2,057	494	3,101	2,761	108.2%	340	14
MIDDLETOWN	187	4,630	526	5,343	5,071	98.4%	272	1
MOUNT VERNON	267	1,207	6	1,480	1,184	97.6%	296	2
NAPOLEON	78	680	0	758	718	105.6%	40	0
NEW PHILADELPHIA	514	1,465	196	2,175	1,520	91.5%	655	119
NEWTON FALLS	163	644	108	915	783	104.1%	132	0
NILES	161	955	240	1,356	1,229	102.8%	127	4
NORWALK	120	2,250	662	3,032	2,877	98.8%	155	0
OAKWOOD	49	121	0	170	127	105.0%	43	0
OBERLIN	481	948	4	1,433	1,005	105.6%	428	0
OREGON	148	1,902	639	2,689	2,500	98.4%	189	0
OTTAWA COUNTY	395	1,637	157	2,189	1,974	110.0%	215	5
PAINESVILLE	145	2,159	257	2,561	2,429	100.5%	132	0
PARMA	273	4,003	124	4,400	3,994	96.8%	406	0
PERRYSBURG	287	1,494	75	1,856	1,613	102.8%	243	0
PORTAGE CO. - KENT	321	3,421	337	4,079	3,686	98.1%	393	20
PORTAGE CO. - RAV.	528	3,686	658	4,872	4,116	94.8%	756	29
PORTSMOUTH	873	2,963	563	4,399	3,813	108.1%	586	13
ROCKY RIVER	135	2,368	363	2,866	2,695	98.7%	171	0
SANDUSKY	1,947	4,904	749	7,600	5,857	103.6%	1,743	0
SHAKER HEIGHTS	332	1,146	629	2,107	1,662	93.6%	445	0
SHELBY	42	474	0	516	456	96.2%	60	11
SIDNEY	128	2,060	171	2,359	2,177	97.6%	182	0
SOUTH EUCLID	60	472	35	567	504	99.4%	63	3
STEUBENVILLE	307	815	1	1,123	925	113.4%	198	0
STRUTHERS	349	579	7	935	449	76.6%	486	295
SYLVANIA	295	1,611	1,038	2,944	2,723	102.8%	221	0
TIFFIN	98	925	100	1,123	1,041	101.6%	82	2
TOLEDO	4,711	20,056	11,307	36,074	33,685	107.4%	2,389	0
TOLEDO HOUSING	451	81	58	590	526	378.4%	64	0
UPPER SANDUSKY	64	604	39	707	665	103.4%	42	0
VAN WERT COUNTY	35	819	0	854	805	98.3%	49	11
VANDALIA	306	3,359	933	4,598	4,305	100.3%	293	0
VERMILION	33	612	174	819	758	96.4%	61	2
WADSWORTH	100	733	148	981	852	96.7%	129	0
WARREN	839	2,507	179	3,525	2,819	105.0%	706	152
WASHINGTON C.H.	92	1,313	55	1,460	1,320	96.5%	140	17
WAYNE COUNTY	204	1,859	68	2,131	2,041	105.9%	90	0
WILLOUGHBY	2,302	4,305	19	6,626	4,054	93.8%	2,572	0
XENIA	654	3,660	292	4,606	3,948	99.9%	658	7
YOUNGSTOWN	3,515	4,058	372	7,945	5,731	129.4%	2,214	0
ZANESVILLE	22	1,638	0	1,660	1,593	97.3%	67	0
STATEWIDE	81,699	382,028	97,096	560,823	479,351	100.0%	81,472	1,750





**MUNICIPAL COURTS**  
**O.M.V.I. OVERALL CASELOADS**  
**1999**

<i>COURT</i>	<i>CASES PENDING JANUARY 1</i>	<i>NEW FILINGS</i>	<i>REACTIVATIONS AND TRANSFERS</i>	<i>TOTAL CASES</i>	<i>TOTAL TERMIN- ATIONS</i>	<i>CLEARANCE RATE</i>	<i>CASES PENDING DECEMBER 31</i>	<i>CASES PENDING BEYOND TIME GUIDELINES</i>
AKRON	139	950	302	1,391	1,217	97.2%	174	5
ALLIANCE	27	229	2	258	223	96.5%	35	0
ASHLAND	53	451	7	511	465	101.5%	46	0
ASHTABULA	164	406	106	676	450	87.9%	226	20
ATHENS COUNTY	104	640	66	810	696	98.6%	114	0
AUGLAIZE COUNTY	57	329	23	409	356	101.1%	53	0
AVON LAKE	27	185	11	223	200	102.0%	23	0
BARBERTON	156	611	35	802	696	107.7%	106	108
BEDFORD	393	578	0	971	824	142.6%	147	0
BELLEFONTAINE	39	294	0	333	288	98.0%	45	0
BELLEVUE	3	46	1	50	49	104.3%	1	0
BEREA	162	493	87	742	646	111.4%	96	0
BOWLING GREEN	51	405	1	457	383	94.3%	74	0
BRYAN	32	288	9	329	297	100.0%	32	0
CAMBRIDGE	99	489	11	599	522	104.4%	77	0
CAMPBELL	53	131	2	186	136	102.3%	50	0
CANTON	248	1,361	77	1,686	1,544	107.4%	142	0
CELINA	54	241	0	295	252	104.6%	43	1
CHAMPAIGN COUNTY	9	193	4	206	198	100.5%	8	0
CHARDON	40	574	25	639	599	100.0%	40	0
CHILLICOTHE	163	706	136	1,005	848	100.7%	157	0
CIRCLEVILLE	42	304	4	350	312	101.3%	38	0
CLARK COUNTY	197	801	106	1,104	924	101.9%	180	2
CLERMONT COUNTY	284	1,461	145	1,890	1,578	98.3%	312	5
CLEVELAND	2,433	2,278	820	5,531	3,269	105.5%	2,262	6
CLEVELAND HEIGHTS	18	84	12	114	99	103.1%	15	0
CLEVELAND HOUSING	0	0	0	0	0	-	0	0
CLINTON COUNTY	219	393	0	612	358	91.1%	254	0
CONNEAUT	3	78	4	85	75	91.5%	10	0
COSHOCTON	28	172	7	207	189	105.6%	18	0
CRAWFORD COUNTY	15	253	2	270	246	96.5%	24	0
CUYAHOGA FALLS	116	1,065	35	1,216	1,078	98.0%	138	0
DAYTON	86	479	49	614	557	105.5%	57	0
DEFIANCE	42	401	26	469	380	89.0%	89	0
DELAWARE	98	509	47	654	573	103.1%	81	0
EAST CLEVELAND	6	89	19	114	113	104.6%	1	0
EAST LIVERPOOL	64	339	3	406	335	98.0%	71	0
EATON	78	345	13	436	352	98.3%	84	0
ELYRIA	362	1,363	106	1,831	1,490	101.4%	341	0
EUCLID	3	111	0	114	100	90.1%	14	0
FAIRBORN	140	655	82	877	720	97.7%	157	0
FAIRFIELD	131	194	7	332	186	92.5%	146	0
FINDLAY	235	555	57	847	718	117.3%	129	5
FOSTORIA	19	96	6	121	103	101.0%	18	0
FRANKLIN	17	310	45	372	364	102.5%	8	0
FRANKLIN COUNTY	1,176	5,260	2,934	9,370	7,937	96.9%	1,433	136
FRANKLIN CO. ENVIRO.	3	8	12	23	19	95.0%	4	0
FREMONT	29	220	9	258	238	103.9%	20	0
GALLIPOLIS	61	391	59	511	447	99.3%	64	0
GARFIELD HEIGHTS	54	454	26	534	448	93.3%	86	1
GIRARD	71	231	18	320	270	108.4%	50	0
HAMILTON	49	666	162	877	811	97.9%	66	0
HAMILTON COUNTY	646	4,023	613	5,282	4,648	100.3%	634	0
HARDIN COUNTY	39	179	9	227	199	105.9%	28	0
HILLSBORO	33	266	51	350	327	103.2%	23	0
HOCKING COUNTY	172	281	2	455	417	147.3%	38	7
HURON	15	154	0	169	141	91.6%	28	1
IRONTON	15	237	2	254	242	101.3%	12	0
JACKSON COUNTY	106	354	65	525	414	98.8%	111	38
KETTERING	86	531	31	648	578	102.8%	70	0
LAKEWOOD	69	321	0	390	336	104.7%	54	0

**MUNICIPAL COURTS**  
**O.M.V.I. OVERALL CASELOADS (continued)**  
**1999**

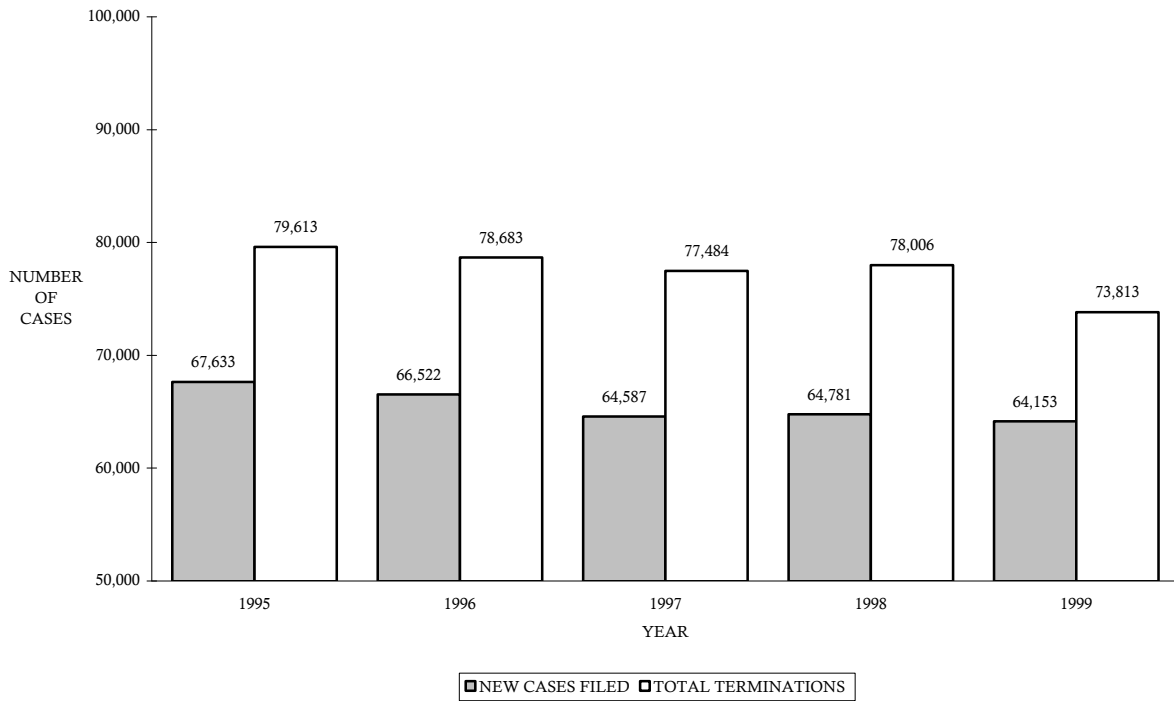
<i>COURT</i>	<i>CASES PENDING JANUARY 1</i>	<i>NEW FILINGS</i>	<i>REACTIVATIONS AND TRANSFERS</i>	<i>TOTAL CASES</i>	<i>TOTAL TERMIN- ATIONS</i>	<i>CLEARANCE RATE</i>	<i>CASES PENDING DECEMBER 31</i>	<i>CASES PENDING BEYOND TIME GUIDELINES</i>
LANCASTER	130	790	46	966	765	91.5%	201	0
LAWRENCE COUNTY	27	253	4	284	257	100.0%	27	0
LEBANON	78	194	5	277	229	115.1%	48	5
LICKING COUNTY	133	1,086	31	1,250	1,116	99.9%	134	0
LIMA	421	1,119	54	1,594	1,132	96.5%	462	34
LORAIN	595	501	0	1,096	387	77.2%	709	0
LYNDHURST	59	340	8	407	366	105.2%	41	5
MADISON COUNTY	36	261	14	311	270	98.2%	41	0
MANSFIELD	122	1,074	56	1,252	1,027	90.9%	225	5
MARIETTA	106	513	3	622	480	93.0%	142	1
MARION	71	536	28	635	578	102.5%	57	0
MARYSVILLE	74	324	23	421	322	92.8%	99	0
MASON	53	288	3	344	287	98.6%	57	18
MASSILLON	130	1,097	35	1,262	1,121	99.0%	141	0
MAUMEE	56	273	58	387	330	99.7%	57	3
MEDINA	231	712	21	964	701	95.6%	263	7
MENTOR	33	406	11	450	411	98.6%	39	0
MIAMI	380	976	320	1,676	1,306	100.8%	370	0
MIAMISBURG	169	478	47	694	578	110.1%	116	5
MIDDLETOWN	36	465	28	529	495	100.4%	34	3
MOUNT VERNON	67	271	2	340	257	94.1%	83	0
NAPOLEON	18	150	0	168	156	104.0%	12	0
NEW PHILADELPHIA	282	574	122	978	720	103.4%	258	30
NEWTON FALLS	77	292	9	378	289	96.0%	89	0
NILES	83	468	46	597	508	98.8%	89	4
NORWALK	30	467	32	529	503	100.8%	26	0
OAKWOOD	12	48	0	60	55	114.6%	5	0
OBERLIN	176	320	0	496	327	102.2%	169	0
OREGON	27	183	33	243	218	100.9%	25	0
OTTAWA COUNTY	229	307	30	566	466	138.3%	100	3
PAINESVILLE	64	583	11	658	616	103.7%	42	0
PARMA	87	454	14	555	448	95.7%	107	0
PERRYSBURG	88	505	29	622	541	101.3%	81	0
PORTAGE CO. - KENT	103	554	24	681	553	95.7%	128	11
PORTAGE CO. - RAV.	310	1,314	109	1,733	1,328	93.3%	405	11
PORTSMOUTH	180	738	72	990	852	105.2%	138	7
ROCKY RIVER	70	707	64	841	782	101.4%	59	0
SANDUSKY	296	603	47	946	661	101.7%	285	0
SHAKER HEIGHTS	118	203	202	523	352	86.9%	171	0
SHELBY	11	110	0	121	100	90.9%	21	3
SIDNEY	43	416	18	477	418	96.3%	59	0
SOUTH EUCLID	14	52	2	68	59	109.3%	9	0
STEUBENVILLE	12	84	0	96	83	98.8%	13	0
STRUTHERS	172	121	5	298	108	85.7%	190	74
SYLVANIA	276	894	180	1,350	1,173	109.2%	177	1
TIFFIN	29	235	6	270	239	99.2%	31	0
TOLEDO	442	1,125	554	2,121	1,815	108.1%	306	0
TOLEDO HOUSING	0	0	0	0	0	-	0	0
UPPER SANDUSKY	19	201	4	224	206	100.5%	18	0
VAN WERT COUNTY	20	253	0	273	268	105.9%	5	1
VANDALIA	198	879	115	1,192	1,055	106.1%	137	0
VERMILION	39	180	11	230	199	104.2%	31	0
WADSWORTH	43	220	8	271	202	88.6%	69	0
WARREN	247	631	35	913	708	106.3%	205	42
WASHINGTON CH.	50	296	9	355	313	102.6%	42	3
WAYNE COUNTY	82	653	8	743	678	102.6%	65	0
WILLOUGHBY	89	586	4	679	594	100.7%	85	0
XENIA	174	605	37	816	619	96.4%	197	1
YOUNGSTOWN	150	529	59	738	567	96.4%	171	0
ZANESVILLE	6	145	0	151	139	95.9%	12	0
STATEWIDE	16,706	64,153	9,189	90,048	73,813	100.6%	16,235	612



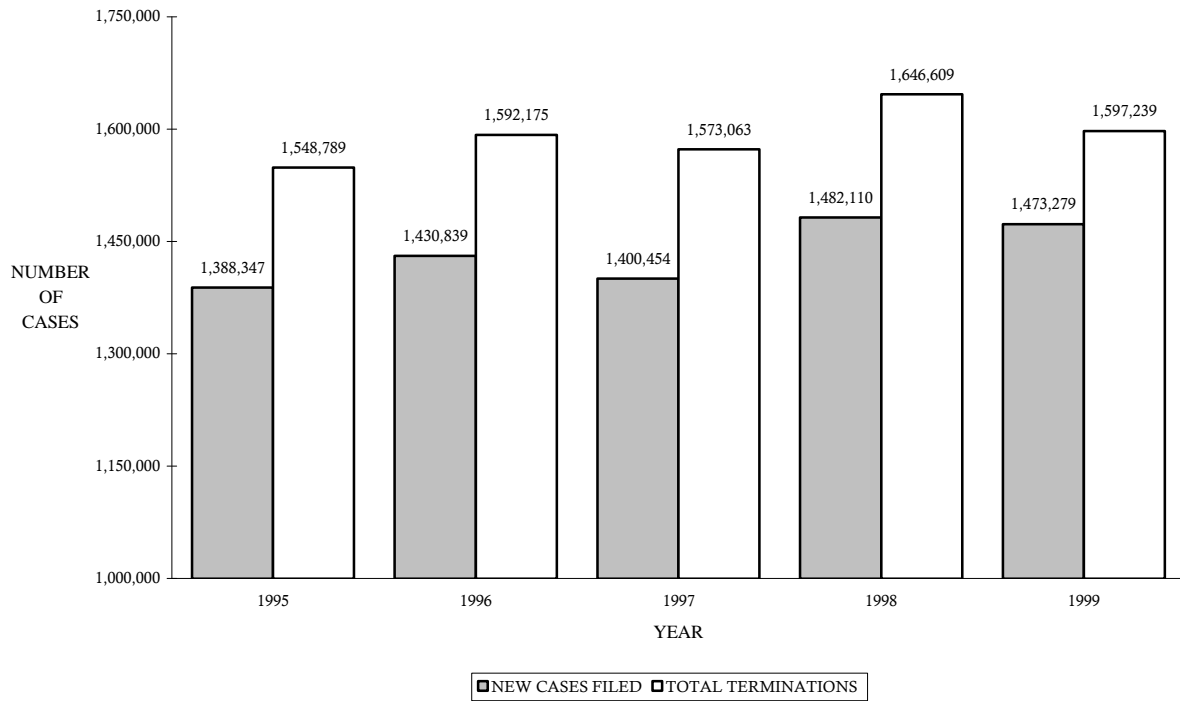




MUNICIPAL COURTS - O.M.V.I. CASES  
STATEWIDE NEW CASES FILED AND TOTAL TERMINATIONS COMPARISON  
1995 - 1999



**MUNICIPAL COURTS-OTHER TRAFFIC CASES  
STATEWIDE NEW CASES FILED AND TOTAL TERMINATIONS COMPARISON  
1994-1999**



**MUNICIPAL COURTS**  
**OTHER TRAFFIC OVERALL CASELOADS**  
**1999**

COURT	CASES		REACTIVATIONS	TOTAL CASES	TOTAL TERMIN- ATIONS	CLEARANCE RATE	CASES	CASES PENDING
	PENDING JANUARY 1	NEW FILINGS	AND TRANSFERS				PENDING DECEMBER 31	BEYOND TIME GUIDELINES
AKRON	4,361	28,814	5,629	38,804	32,814	95.3%	5,990	9
ALLIANCE	99	4,315	10	4,424	4,093	94.6%	331	0
ASHLAND	370	11,411	392	12,173	11,831	100.2%	342	0
ASHTABULA	1,230	7,824	398	9,452	7,698	93.6%	1,754	51
ATHENS COUNTY	358	8,495	430	9,283	9,028	101.2%	255	0
AUGLAIZE COUNTY	365	9,223	46	9,634	9,187	99.1%	447	1
AVON LAKE	67	792	31	890	841	102.2%	49	0
BARBERTON	1,566	9,873	194	11,633	11,102	110.3%	531	76
BEDFORD	3,316	8,482	22	11,820	12,127	142.6%	-307	1
BELLEFONTAINE	283	9,141	15	9,439	8,962	97.9%	477	0
BELLEVUE	34	2,176	10	2,220	2,205	100.9%	15	0
BEREA	222	3,038	294	3,554	3,276	98.3%	278	0
BOWLING GREEN	358	9,497	35	9,890	9,449	99.1%	441	0
BRYAN	589	9,339	423	10,351	9,825	100.6%	526	0
CAMBRIDGE	537	12,442	73	13,052	12,561	100.4%	491	1
CAMPBELL	158	2,045	12	2,215	2,026	98.5%	189	0
CANTON	1,408	20,269	706	22,383	21,305	101.6%	1,078	0
CELINA	200	6,081	90	6,371	6,240	101.1%	131	3
CHAMPAIGN COUNTY	68	2,458	69	2,595	2,493	98.7%	102	0
CHARDON	219	11,900	415	12,534	12,312	100.0%	222	0
CHILLICOTHE	640	14,763	672	16,075	14,531	94.1%	1,544	0
CIRCLEVILLE	686	10,234	816	11,736	11,305	102.3%	431	0
CLARK COUNTY	508	15,587	594	16,689	16,157	99.9%	532	0
CLERMONT COUNTY	577	24,325	5,580	30,482	30,002	100.3%	480	0
CLEVELAND	39,905	110,173	19,231	169,309	129,605	100.2%	39,704	2
CLEVELAND HEIGHTS	1,254	26,080	2,877	30,211	29,844	103.1%	367	2
CLEVELAND HOUSING	0	0	0	0	0	-	0	0
CLINTON COUNTY	1,567	10,535	0	12,102	10,460	99.3%	1,642	0
CONNEAUT	22	3,705	93	3,820	3,783	99.6%	37	0
COSHOCTON	76	3,853	66	3,995	3,948	100.7%	47	0
CRAWFORD COUNTY	472	11,008	9	11,489	11,032	100.1%	457	0
CUYAHOGA FALLS	1,998	19,367	207	21,572	19,912	101.7%	1,660	0
DAYTON	817	26,681	5,496	32,994	32,271	100.3%	723	2
DEFIANCE	188	8,023	1,175	9,386	9,209	100.1%	177	0
DELAWARE	600	17,454	1,197	19,251	18,465	99.0%	786	2
EAST CLEVELAND	860	7,273	206	8,339	6,972	93.2%	1,367	425
EAST LIVERPOOL	273	2,924	33	3,230	2,962	100.2%	268	0
EATON	1,016	10,344	175	11,535	10,210	97.1%	1,325	0
ELYRIA	1,198	14,123	537	15,858	14,901	101.6%	957	0
EUCLID	230	8,737	0	8,967	8,812	100.9%	155	0
FAIRBORN	563	16,375	762	17,700	17,122	99.9%	578	0
FAIRFIELD	390	4,776	133	5,299	4,763	97.0%	536	3
FINDLAY	769	15,851	728	17,348	16,773	101.2%	575	5
FOSTORIA	57	1,772	77	1,906	1,842	99.6%	64	0
FRANKLIN	257	4,387	595	5,239	5,180	104.0%	59	0
FRANKLIN COUNTY	3,788	109,772	20,137	133,697	124,775	96.0%	8,922	2,410
FRANKLIN CO. ENVIRO.	129	2,089	398	2,616	2,538	102.1%	78	0
FREMONT	169	3,877	173	4,219	4,079	100.7%	140	0
GALLIPOLIS	328	6,911	699	7,938	7,490	98.4%	448	0
GARFIELD HEIGHTS	271	6,273	511	7,055	6,627	97.7%	428	0
GIRARD	600	9,393	837	10,830	10,367	101.3%	463	0
HAMILTON	277	8,529	2,002	10,808	10,505	99.8%	303	6
HAMILTON COUNTY	3,460	131,482	13,132	148,074	143,645	99.3%	4,429	0
HARDIN COUNTY	97	3,044	195	3,336	3,256	100.5%	80	0
HILLSBORO	93	3,957	178	4,228	4,124	99.7%	104	0
HOCKING COUNTY	744	5,248	0	5,992	5,303	101.0%	689	194
HURON	90	2,807	1	2,898	2,762	98.4%	136	2
IRONTON	409	4,619	72	5,100	4,720	100.6%	380	0
JACKSON COUNTY	123	7,367	1,817	9,307	8,941	97.4%	366	60
KETTERING	467	15,800	646	16,913	16,541	100.6%	372	0
LAKEWOOD	369	6,428	38	6,835	6,586	101.9%	249	0

**MUNICIPAL COURTS**  
**OTHER TRAFFIC OVERALL CASELOADS (continued)**  
**1999**

<u>COURT</u>	<u>CASES PENDING JANUARY 1</u>	<u>NEW FILINGS</u>	<u>REACTIVATIONS AND TRANSFERS</u>	<u>TOTAL CASES</u>	<u>TOTAL TERMIN- ATIONS</u>	<u>CLEARANCE RATE</u>	<u>CASES PENDING DECEMBER 31</u>	<u>CASES PENDING BEYOND TIME GUIDELINES</u>
LANCASTER	559	13,164	762	14,485	13,909	99.9%	576	0
LAWRENCE COUNTY	195	6,083	78	6,356	6,171	100.2%	185	0
LEBANON	413	5,232	13	5,658	5,306	101.2%	352	12
LICKING COUNTY	467	16,815	276	17,558	16,918	99.0%	640	0
LIMA	1,323	13,914	324	15,561	14,130	99.2%	1,431	78
LORAIN	658	6,469	1	7,128	4,705	72.7%	2,423	0
LYNDHURST	110	15,686	558	16,354	16,261	100.1%	93	30
MADISON COUNTY	330	9,728	408	10,466	9,948	98.1%	518	0
MANSFIELD	964	18,060	181	19,205	18,427	101.0%	778	0
MARIETTA	922	9,974	11	10,907	9,251	92.6%	1,656	10
MARION	587	14,284	339	15,210	14,381	98.3%	829	0
MARYSVILLE	660	11,734	467	12,861	12,050	98.8%	811	0
MASON	299	5,645	24	5,968	5,690	100.4%	278	0
MASSILLON	790	12,207	316	13,313	12,608	100.7%	705	0
MAUMEE	951	13,431	755	15,137	14,095	99.4%	1,042	0
MEDINA	667	17,252	460	18,379	17,472	98.6%	907	26
MENTOR	204	6,679	260	7,143	6,997	100.8%	146	0
MIAMI	1,323	15,347	1,825	18,495	17,059	99.3%	1,436	0
MIAMISBURG	1,257	7,382	601	9,240	8,678	108.7%	562	24
MIDDLETOWN	105	6,527	537	7,169	7,037	99.6%	132	0
MOUNT VERNON	445	6,743	3	7,191	6,775	100.4%	416	1
NAPOLEON	127	4,395	0	4,522	4,333	98.6%	189	0
NEW PHILADELPHIA	995	10,414	559	11,968	11,073	100.9%	895	20
NEWTON FALLS	413	6,655	234	7,302	6,674	96.9%	628	0
NILES	127	2,009	231	2,367	2,230	99.6%	137	1
NORWALK	381	13,334	411	14,126	13,737	99.9%	389	0
OAKWOOD	111	2,564	0	2,675	2,380	92.8%	295	0
OBERLIN	1,074	7,819	3	8,896	7,792	99.6%	1,104	0
OREGON	179	3,034	429	3,642	3,509	101.3%	133	0
OTTAWA COUNTY	651	6,009	241	6,901	6,381	102.1%	520	0
PAINESVILLE	217	9,946	289	10,452	10,183	99.5%	269	0
PARMA	1,664	16,396	120	18,180	16,107	97.5%	2,073	0
PERRYSBURG	583	8,435	95	9,113	8,624	101.1%	489	0
PORTAGE CO. - KENT	446	5,820	166	6,432	6,018	100.5%	414	36
PORTAGE CO. - RAV.	1,386	26,649	450	28,485	26,484	97.7%	2,001	65
PORTSMOUTH	589	7,529	716	8,834	8,477	102.8%	357	16
ROCKY RIVER	589	18,719	699	20,007	19,225	99.0%	782	0
SANDUSKY	1,108	8,149	274	9,531	8,646	102.6%	885	0
SHAKER HEIGHTS	735	10,667	2,206	13,608	12,409	96.4%	1,199	0
SHELBY	57	1,330	0	1,387	1,339	100.7%	48	10
SIDNEY	270	7,198	238	7,706	7,375	99.2%	331	0
SOUTH EUCLID	123	3,314	182	3,619	3,435	98.3%	184	0
STEBENVILLE	164	1,131	2	1,297	1,139	100.5%	158	0
STRUTHERS	603	2,386	9	2,998	2,243	93.7%	755	430
SYLVANIA	237	12,703	1,200	14,140	13,775	99.1%	365	0
TIFFIN	151	3,838	25	4,014	3,912	101.3%	102	0
TOLEDO	5,178	47,171	16,973	69,322	65,482	102.1%	3,840	0
TOLEDO HOUSING	0	0	0	0	0	-	0	0
UPPER SANDUSKY	275	8,573	208	9,056	8,695	99.0%	361	0
VAN WERT COUNTY	50	7,493	0	7,543	7,267	97.0%	276	7
VANDALIA	698	16,417	1,723	18,838	18,136	100.0%	702	0
VERMILION	110	2,779	429	3,318	3,219	100.3%	99	0
WADSWORTH	253	7,169	362	7,784	7,435	98.7%	349	0
WARREN	1,204	8,612	384	10,200	9,173	102.0%	1,027	185
WASHINGTON C.H.	386	5,639	429	6,454	6,203	102.2%	251	3
WAYNE COUNTY	653	14,223	12	14,888	14,270	100.2%	618	0
WILLOUGHBY	780	10,848	39	11,667	10,901	100.1%	766	0
XENIA	453	10,571	593	11,617	11,111	99.5%	506	4
YOUNGSTOWN	593	6,188	532	7,313	7,057	105.0%	256	0
ZANESVILLE	12	1,236	0	1,248	1,227	99.3%	21	0
121	118,999	1,473,279	130,051	1,722,329	1,597,239	99.6%	125,090	4,213

**MUNICIPAL COURTS  
OTHER TRAFFIC TERMINATIONS  
1999**

COURT	BANKRUPTCY											
	JURY TRIAL	COURT TRIAL	GUILTY/NO CONTEST		GUILTY/NO CONTEST TO REDUCED	DISMISSAL: LACK OF SPEEDY TRIAL	OTHER DISMISSALS	VIOLA-TIONS BUREAU	TRANS-FERRED OUT	UNAVAIL-ABILITY OF PARTY	STAY / INTER-LOCUTORY APPEAL	OTHER TERMINATIONS
			TO ORIGINAL CHARGE JUDGE	MAGISTRATE								
AKRON	1	39	2,382	8,636	989	4	953	15,514	423	3,695	10	168
ALLIANCE	3	52	1,593	0	63	0	53	2,243	0	25	0	61
ASHLAND	3	74	2,827	0	59	0	100	8,244	0	524	0	0
ASHTABULA	0	16	1,855	0	137	0	296	2,961	0	294	0	2,139
ATHENS COUNTY	0	297	1,186	1	169	0	242	6,450	0	561	0	122
AUGLAIZE COUNTY	0	57	763	0	110	0	80	7,495	0	682	0	0
AVON LAKE	0	34	335	0	42	0	33	351	20	26	0	0
BARBERTON	9	65	3,980	3	143	9	198	6,038	75	581	0	1
BEDFORD	3	383	1,535	5	70	0	323	3,128	235	704	0	5,741
BELLEFONTAINE	0	68	1,085	0	15	2	66	7,427	2	297	0	0
BELLEVUE	0	6	514	0	11	1	63	1,560	0	49	0	1
BEREA	0	97	1,201	2	38	0	321	1,170	2	243	0	202
BOWLING GREEN	0	19	552	836	198	0	273	7,381	1	189	0	0
BRYAN	0	36	944	0	26	1	103	7,778	1	762	0	174
CAMBRIDGE	0	249	1,063	1	34	0	75	7,144	1	3,928	0	66
CAMPBELL	2	1	714	0	104	2	51	1,151	0	1	0	0
CANTON	3	90	4,202	7,184	230	0	375	7,372	0	1,849	0	0
CELINA	1	39	1,952	0	16	0	29	4,058	0	145	0	0
CHAMPAIGN COUNTY	3	44	716	0	38	3	81	1,510	1	97	0	0
CHARDON	1	51	2,694	2	43	0	91	9,010	13	312	0	95
CHILLICOTHE	0	101	1,111	0	11	6	718	11,744	4	835	0	1
CIRCLEVILLE	3	145	1,216	0	93	1	217	8,450	3	1,177	0	0
CLARK COUNTY	0	91	957	3,882	291	0	708	6,750	0	3,422	0	56
CLERMONT COUNTY	0	91	3,720	0	310	40	370	19,637	14	5,815	3	2
CLEVELAND	1	509	17,650	32,297	2,451	5	18,451	26,302	0	31,868	0	71
CLEVELAND HEIGHTS	3	686	710	2,316	25	1	174	21,689	0	4,239	0	1
CLEVELAND HOUSING	0	0	0	0	0	0	0	0	0	0	0	0
CLINTON COUNTY	0	122	1,162	0	87	0	139	5,301	13	3,365	271	0
CONNEAUT	0	2	393	0	26	0	22	3,193	0	147	0	0
COSHOCTON	0	34	537	0	2	0	58	3,170	0	145	0	2
CRAWFORD COUNTY	7	109	788	6	68	7	97	9,415	1	534	0	0
CUYAHOGA FALLS	1	327	959	5,640	899	1	552	11,270	12	223	0	28
DAYTON	0	66	2,596	7,883	707	35	1,083	13,227	352	6,215	0	107
DEFIANCE	1	39	1,309	0	68	0	100	6,390	1	1,294	0	7
DELAWARE	1	199	771	808	9	19	528	14,677	0	1,432	0	21
EAST CLEVELAND	0	363	1,427	1,641	40	0	292	2,096	8	1,102	0	3
EAST LIVERPOOL	4	57	643	0	21	0	83	1,701	3	192	0	258
EATON	0	22	750	0	183	0	101	7,843	1	1,310	0	0
ELYRIA	0	76	1,879	733	247	1	179	10,698	44	983	0	61
EUCLID	0	47	3,810	0	0	0	70	4,885	0	0	0	0
FAIRBORN	0	79	1,929	1,194	267	0	303	12,298	0	1,048	0	4
FAIRFIELD	0	61	1,415	0	183	0	159	2,782	3	160	0	0
FINDLAY	0	42	1,556	0	51	4	266	6,713	36	696	0	7,409
FOSTORIA	0	19	356	0	72	0	26	1,260	0	109	0	0
FRANKLIN	0	23	1,154	1	75	0	92	47	12	3,776	0	0
FRANKLIN COUNTY	40	182	8,631	9,758	5,443	42	6,294	67,152	137	25,219	0	1,877
FRANKLIN CO. ENVIRO.	4	7	607	0	26	3	102	1,053	0	551	0	185
FREMONT	0	15	752	0	11	4	108	2,996	0	190	0	3
GALLIPOLIS	0	28	1,004	0	163	0	299	4,978	4	1,014	0	0
GARFIELD HEIGHTS	3	183	2,481	0	183	1	160	3,033	5	561	17	0
GIRARD	0	6	777	1,044	346	0	451	6,634	86	1,023	0	0
HAMILTON	0	145	2,099	2,310	12	0	215	3,328	33	2,326	0	37
HAMILTON COUNTY	0	1,092	8,714	19,646	0	0	4,529	83,568	207	25,655	0	234
HARDIN COUNTY	0	31	333	0	49	1	63	2,570	0	209	0	0
HILLSBORO	0	17	1,140	0	0	0	77	2,631	0	259	0	0
HOCKING COUNTY	2	13	448	3	155	17	134	4,240	0	124	0	167
HURON	0	20	334	0	23	1	28	2,115	1	238	2	0
IRONTON	0	0	287	708	0	2	200	3,301	0	222	0	0
JACKSON COUNTY	1	142	958	0	86	8	141	6,802	0	803	0	0
KETTERING	0	224	2,824	0	314	0	119	12,347	6	686	0	21
LAKEWOOD	0	262	1,558	0	233	0	226	3,874	0	0	0	433

**MUNICIPAL COURTS**  
**OTHER TRAFFIC TERMINATIONS (continued)**  
**1999**

COURT	JURY TRIAL	COURT TRIAL	GUILTY/NO CONTEST TO ORIGINAL CHARGE		GUILTY/NO CONTEST TO REDUCED	DISMISSAL: LACK OF SPEEDY TRIAL	OTHER DISMISSALS	VIOLATIONS BUREAU	TRANSFERRED OUT	BANKRUPTCY		
			JUDGE	MAGISTRATE						UNAVAILABILITY OF PARTY	STAY / INTER-LOCUTORY APPEAL	OTHER TERMINATIONS
LANCASTER	1	67	1,547	0	156	0	199	11,085	0	853	0	1
LAWRENCE COUNTY	0	69	3,138	4	0	0	182	2,396	0	382	0	0
LEBANON	7	16	884	0	104	1	83	3,792	0	419	0	0
LICKING COUNTY	3	194	1,519	0	7	4	153	13,405	1	1,624	0	8
LIMA	0	69	1,577	741	108	2	812	10,636	46	0	0	139
LORAIN	0	57	3,504	0	61	0	85	994	4	0	0	0
LYNDHURST	0	367	5,774	0	0	0	160	9,417	1	530	6	6
MADISON COUNTY	0	77	760	0	197	0	112	8,042	0	760	0	0
MANSFIELD	3	33	1,148	1,439	51	7	327	14,921	4	308	0	186
MARIETTA	0	106	932	0	11	0	53	7,439	1	709	0	0
MARION	2	59	2,326	0	47	0	192	11,141	21	545	0	48
MARYSVILLE	28	173	964	0	15	0	237	10,021	0	612	0	0
MASON	1	105	642	0	72	0	70	4,503	3	294	0	0
MASSILLON	0	14	665	1,552	335	1	101	9,586	25	328	1	0
MAUMEE	0	30	1,786	0	235	0	174	10,615	0	1,101	0	154
MEDINA	0	168	1,329	1,717	254	3	321	13,072	0	605	1	2
MENTOR	3	24	1,379	0	196	0	99	5,032	2	252	0	10
MIAMI	0	83	2,186	722	745	0	423	11,744	0	1,074	0	82
MIAMISBURG	0	104	1,289	751	298	24	327	4,653	0	388	0	844
MIDDLETOWN	0	103	2,289	0	172	0	365	3,822	0	269	0	17
MOUNT VERNON	0	82	553	0	10	0	129	5,764	0	236	0	1
NAPOLEON	0	34	780	0	45	1	45	3,301	0	110	10	7
NEW PHILADELPHIA	1	99	631	689	12	0	143	9,047	0	434	0	17
NEWTON FALLS	1	25	2,381	0	296	1	140	3,804	9	17	0	0
NILES	0	1	515	0	34	12	106	1,281	1	268	0	12
NORWALK	0	241	1,165	2	160	1	25	11,620	0	517	0	6
OAKWOOD	0	17	481	0	50	0	57	1,768	0	7	0	0
OBERLIN	0	32	1,584	0	165	1	135	5,581	0	219	0	75
OREGON	0	16	1,775	0	152	0	124	962	0	479	0	1
OTTAWA COUNTY	3	72	793	1	57	0	175	4,832	0	402	0	46
PAINESVILLE	0	5	1,792	317	18	0	312	7,455	3	276	0	5
PARMA	1	28	1,007	3,685	429	14	522	9,904	107	205	0	205
PERRYSBURG	1	36	1,447	0	72	0	17	6,289	27	735	0	0
PORTAGE CO. - KENT	4	9	753	669	371	0	116	3,906	12	177	0	1
PORTAGE CO. - RAV.	3	27	1,256	1,365	969	26	342	22,018	25	439	11	3
PORTSMOUTH	1	7	1,358	0	15	4	209	5,767	20	1,074	0	22
ROCKY RIVER	0	108	1,389	3,649	399	0	551	12,346	0	736	0	47
SANDUSKY	1	123	2,541	0	28	0	332	5,116	0	492	0	13
SHAKER HEIGHTS	0	148	1,875	2,761	10	0	263	4,943	1	1,129	0	1,279
SHELBY	0	0	259	0	53	1	29	967	0	29	0	1
SIDNEY	0	27	802	0	124	6	146	5,894	2	373	1	0
SOUTH EUCLID	1	59	1,370	0	113	0	56	1,633	1	202	0	0
STEBENVILLE	0	30	367	0	21	20	57	641	3	0	0	0
STRUTHERS	1	29	757	0	174	9	64	1,149	3	3	0	54
SYLVANIA	0	35	2,280	0	758	0	326	8,826	0	1,550	0	0
TIFFIN	4	43	597	1	70	1	44	3,079	10	63	0	0
TOLEDO	0	31	6,692	5,862	2,774	28	6,450	23,426	0	19,546	0	673
TOLEDO HOUSING	0	0	0	0	0	0	0	0	0	0	0	0
UPPER SANDUSKY	0	88	821	0	6	1	36	7,393	0	350	0	0
VAN WERT COUNTY	6	41	715	0	39	46	145	6,098	0	5	0	172
VANDALIA	0	74	4,595	0	372	0	373	10,540	0	2,182	0	0
VERMILION	0	24	1,192	0	91	4	40	1,343	0	511	0	14
WADSWORTH	1	67	747	0	111	0	107	5,763	0	489	0	150
WARREN	0	64	2,496	0	25	0	675	5,457	5	451	0	0
WASHINGTON C.H.	0	56	701	0	32	1	49	4,801	0	561	0	2
WAYNE COUNTY	0	334	828	1,249	14	0	125	11,588	0	132	0	0
WILLOUGHBY	0	21	3,520	0	0	0	102	7,205	0	11	0	42
XENIA	1	69	3,493	7	216	0	162	6,484	0	660	0	19
YOUNGSTOWN	2	9	4,357	124	595	0	699	0	0	1,271	0	0
ZANESVILLE	0	58	374	0	8	0	10	749	1	0	0	27
121	180	11,581	210,515	133,847	27,717	440	59,653	935,201	2,098	191,525	333	24,149

**MUNICIPAL COURTS**  
**PERSONAL INJURY AND PROPERTY DAMAGE OVERALL CASELOADS**  
**1999**

<i>COURT</i>	<i>CASES PENDING JANUARY 1</i>	<i>NEW FILINGS</i>	<i>REACTIVATIONS AND TRANSFERS</i>	<i>TOTAL CASES</i>	<i>TOTAL TERMIN- ATIONS</i>	<i>CLEARANCE RATE</i>	<i>CASES PENDING DECEMBER 31</i>	<i>CASES PENDING BEYOND TIME GUIDELINES</i>
AKRON	130	478	39	647	498	96.3%	149	1
ALLIANCE	26	65	6	97	70	98.6%	27	0
ASHLAND	15	23	0	38	21	91.3%	17	0
ASHTABULA	35	43	14	92	67	117.5%	25	0
ATHENS COUNTY	19	53	2	74	53	96.4%	21	0
AUGLAIZE COUNTY	8	29	0	37	16	55.2%	21	0
AVON LAKE	8	11	1	20	17	141.7%	3	0
BARBERTON	90	79	3	172	135	164.6%	37	0
BEDFORD	27	34	0	61	46	135.3%	15	0
BELLEFONTAINE	25	34	0	59	43	126.5%	16	0
BELLEVUE	1	9	0	10	6	66.7%	4	0
BEREA	18	2	2	22	16	400.0%	6	0
BOWLING GREEN	23	80	2	105	63	76.8%	42	0
BRYAN	8	36	0	44	26	72.2%	18	0
CAMBRIDGE	17	29	2	48	34	109.7%	14	0
CAMPBELL	1	8	1	10	6	66.7%	4	0
CANTON	286	237	7	530	245	100.4%	285	0
CELINA	11	11	0	22	16	145.5%	6	0
CHAMPAIGN COUNTY	16	24	2	42	30	115.4%	12	0
CHARDON	18	44	4	66	47	97.9%	19	0
CHILLICOTHE	55	93	2	150	118	124.2%	32	0
CIRCLEVILLE	30	40	1	71	49	119.5%	22	0
CLARK COUNTY	139	207	0	346	211	101.9%	135	0
CLERMONT COUNTY	28	42	0	70	51	121.4%	19	0
CLEVELAND	395	1,216	112	1,723	1,278	96.2%	445	1
CLEVELAND HEIGHTS	15	54	0	69	42	77.8%	27	0
CLEVELAND HOUSING	0	0	0	0	0	-	0	0
CLINTON COUNTY	9	26	0	35	24	92.3%	11	0
CONNEAUT	3	9	1	13	11	110.0%	2	0
COSHOCTON	8	17	1	26	23	127.8%	3	0
CRAWFORD COUNTY	7	24	0	31	29	120.8%	2	0
CUYAHOGA FALLS	90	142	9	241	172	113.9%	69	0
DAYTON	730	420	3	1,153	364	86.1%	789	0
DEFIANCE	25	47	0	72	50	106.4%	22	0
DELAWARE	21	72	4	97	70	92.1%	27	0
EAST CLEVELAND	1	0	0	1	0	-	1	0
EAST LIVERPOOL	9	17	4	30	24	114.3%	6	0
EATON	6	6	0	12	11	183.3%	1	0
ELYRIA	114	191	7	312	183	92.4%	129	0
EUCLID	18	34	0	52	33	97.1%	19	0
FAIRBORN	31	57	2	90	62	105.1%	28	0
FAIRFIELD	33	36	0	69	28	77.8%	41	0
FINDLAY	4	6	1	11	10	142.9%	1	0
FOSTORIA	21	31	0	52	40	129.0%	12	0
FRANKLIN	15	30	0	45	25	83.3%	20	2
FRANKLIN COUNTY	796	1,891	46	2,733	1,609	83.1%	1,124	21
FRANKLIN CO. ENVIRO.	0	0	0	0	0	-	0	0
FREMONT	8	32	0	40	28	87.5%	12	0
GALLIPOLIS	0	0	0	0	0	-	0	0
GARFIELD HEIGHTS	45	88	6	139	103	109.6%	36	0
GIRARD	12	32	3	47	38	108.6%	9	0
HAMILTON	54	153	0	207	149	97.4%	58	0
HAMILTON COUNTY	222	1,562	138	1,922	1,381	81.2%	541	0
HARDIN COUNTY	5	18	0	23	15	83.3%	8	0
HILLSBORO	0	0	0	0	0	-	0	0
HOCKING COUNTY	5	25	1	31	22	84.6%	9	0
HURON	4	8	0	12	9	112.5%	3	0
IRONTON	13	26	0	39	32	123.1%	7	0
JACKSON COUNTY	33	39	4	76	27	62.8%	49	0
KETTERING	13	82	5	100	64	73.6%	36	0
LAKESWOOD	51	22	0	73	37	168.2%	36	0

**MUNICIPAL COURTS**  
**PERSONAL INJURY AND PROPERTY DAMAGE OVERALL CASELOADS (continued)**  
**1999**

<i>COURT</i>	<i>CASES PENDING JANUARY 1</i>	<i>NEW FILINGS</i>	<i>REACTIVATIONS AND TRANSFERS</i>	<i>TOTAL CASES</i>	<i>TOTAL TERMIN- ATIONS</i>	<i>CLEARANCE RATE</i>	<i>CASES PENDING DECEMBER 31</i>	<i>CASES PENDING BEYOND TIME GUIDELINES</i>
LANCASTER	46	101	3	150	125	120.2%	25	0
LAWRENCE COUNTY	24	32	0	56	29	90.6%	27	0
LEBANON	8	15	0	23	13	86.7%	10	0
LICKING COUNTY	68	130	4	202	117	87.3%	85	0
LIMA	75	124	8	207	119	90.2%	88	0
LORAIN	5	106	0	111	80	75.5%	31	0
LYNDHURST	17	29	0	46	42	144.8%	4	0
MADISON COUNTY	7	26	1	34	17	63.0%	17	0
MANSFIELD	15	117	1	133	81	68.6%	52	0
MARIETTA	0	0	0	0	0	-	0	0
MARION	50	104	0	154	114	109.6%	40	0
MARYSVILLE	2	20	0	22	12	60.0%	10	0
MASON	9	16	1	26	17	100.0%	9	0
MASSILLON	74	133	4	211	144	105.1%	67	0
MAUMEE	14	46	1	61	41	87.2%	20	0
MEDINA	26	50	3	79	57	107.5%	22	0
MENTOR	5	25	1	31	23	88.5%	8	0
MIAMI	92	68	26	186	94	100.0%	92	0
MIAMISBURG	31	64	4	99	76	111.8%	23	0
MIDDLETOWN	59	138	5	202	134	93.7%	68	0
MOUNT VERNON	22	38	0	60	37	97.4%	23	0
NAPOLEON	8	12	0	20	7	58.3%	13	0
NEW PHILADELPHIA	21	27	4	52	32	103.2%	20	0
NEWTON FALLS	5	21	1	27	23	104.5%	4	0
NILES	28	59	1	88	55	91.7%	33	0
NORWALK	19	34	0	53	41	120.6%	12	0
OAKWOOD	0	0	0	0	0	-	0	0
OBERLIN	14	13	0	27	20	153.8%	7	0
OREGON	6	17	0	23	20	117.6%	3	0
OTTAWA COUNTY	18	52	18	88	82	117.1%	6	0
PAINESVILLE	25	77	9	111	83	96.5%	28	0
PARMA	54	118	0	172	149	126.3%	23	0
PERRYSBURG	31	69	0	100	68	98.6%	32	0
PORTAGE COUNTY-KENT	19	34	3	56	27	73.0%	29	0
PORTAGE COUNTY-RAV.	18	39	0	57	36	92.3%	21	1
PORTSMOUTH	85	75	14	174	90	101.1%	84	0
ROCKY RIVER	13	59	2	74	53	86.9%	21	0
SANDUSKY	31	88	1	120	65	73.0%	55	0
SHAKER HEIGHTS	20	62	0	82	51	82.3%	31	0
SHELBY	0	0	0	0	0	-	0	0
SIDNEY	15	29	0	44	33	113.8%	11	0
SOUTH EUCLID	5	21	0	26	18	85.7%	8	0
STEUBENVILLE	5	0	0	5	1	-	4	0
STRUTHERS	15	13	0	28	23	176.9%	5	2
SYLVANIA	17	78	35	130	70	61.9%	60	0
TIFFIN	8	33	0	41	32	97.0%	9	0
TOLEDO	805	1,308	184	2,297	1,725	115.6%	572	0
TOLEDO HOUSING	107	315	29	451	373	108.4%	78	0
UPPER SANDUSKY	3	6	1	10	6	85.7%	4	0
VAN WERT COUNTY	5	4	0	9	7	175.0%	2	1
VANDALIA	21	56	1	78	48	84.2%	30	0
VERMILION	2	5	1	8	6	100.0%	2	0
WADSWORTH	7	22	0	29	22	100.0%	7	0
WARREN	144	160	5	309	210	127.3%	99	0
WASHINGTON CH.	17	19	0	36	24	126.3%	12	0
WAYNE COUNTY	52	42	0	94	21	50.0%	73	0
WILLOUGHBY	26	67	0	93	74	110.4%	19	0
XENIA	15	48	0	63	44	91.7%	19	0
YOUNGSTOWN	88	164	1	253	178	107.9%	75	0
ZANESVILLE	11	64	0	75	58	90.6%	17	0
STATEWIDE	6,282	12,816	807	19,905	13,124	96.3%	6,781	29



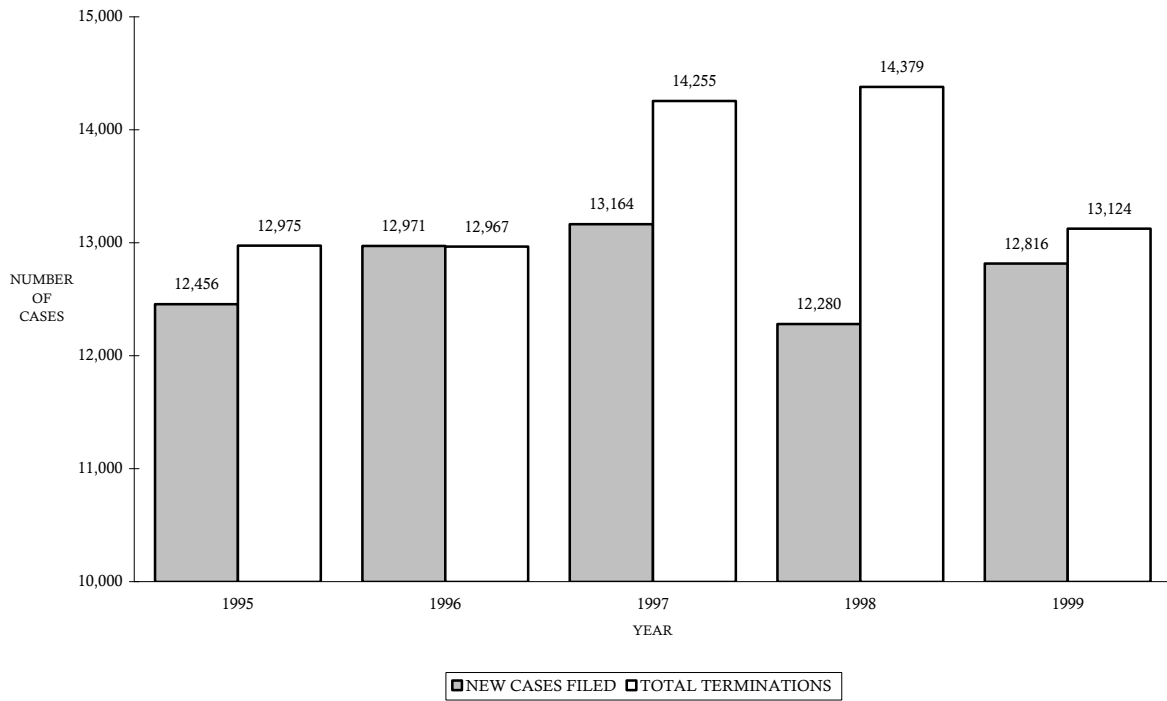
**MUNICIPAL COURTS**  
**PERSONAL INJURY AND PROPERTY DAMAGE TERMINATIONS**  
**1999**

COURT	JURY TRIAL	COURT TRIAL	DEFAULT HEARING BY JUDGE	DEFAULT HEARING BY MAGISTRATE	DISMISSAL FOR WANT OF PROSECUTION	OTHER DISMISSALS	TRANSFERRED OUT	PRIVATE JUDGE REFERRAL	UNAVAILABLE ABILITY OF PARTY	BANKRUPTCY STAY / INTER-LOCUTORY APPEAL	OTHER TERMINATIONS	TOTAL TERMINATIONS
AKRON	1	9	321	1	22	94	13	0	0	5	32	498
ALLIANCE	0	3	40	0	1	18	0	0	0	1	7	70
ASHLAND	0	1	14	0	0	6	0	0	0	0	0	21
ASHTABULA	1	0	27	0	0	12	0	0	0	1	26	67
ATHENS COUNTY	0	0	30	0	0	15	2	0	0	0	6	53
AUGLAIZE COUNTY	0	1	7	0	0	8	0	0	0	0	0	16
AVON LAKE	0	1	8	0	0	8	0	0	0	0	0	17
BARBERTON	0	11	92	0	4	28	0	0	0	0	0	135
BEDFORD	1	2	13	0	0	18	0	0	0	0	12	46
BELLEFONTAINE	0	1	29	0	2	10	0	0	0	1	0	43
BELLEVUE	0	0	4	0	0	1	0	0	0	1	0	6
BEREA	0	0	3	0	0	6	0	0	0	0	7	16
BOWLING GREEN	0	3	40	0	1	19	0	0	0	0	0	63
BRYAN	1	1	16	0	0	6	1	0	0	1	0	26
CAMBRIDGE	0	2	24	0	0	8	0	0	0	0	0	34
CAMPBELL	0	0	3	0	0	3	0	0	0	0	0	6
CANTON	4	4	150	2	1	70	0	0	0	1	13	245
CELINA	0	0	7	0	0	9	0	0	0	0	0	16
CHAMPAIGN COUNTY	0	0	17	0	1	8	1	0	0	0	3	30
CHARDON	0	5	16	0	1	8	0	0	0	0	17	47
CHILLICOTHE	1	9	68	1	0	29	8	1	0	1	0	118
CIRCLEVILLE	0	9	30	0	0	9	0	0	0	1	0	49
CLARK COUNTY	0	9	137	0	3	60	1	0	0	0	1	211
CLERMONT COUNTY	0	2	24	0	5	16	4	0	0	0	0	51
CLEVELAND	1	11	3	631	79	368	9	1	0	41	134	1,278
CLEVELAND HEIGHTS	1	2	11	11	1	16	0	0	0	0	0	42
CLEVELAND HOUSING	0	0	0	0	0	0	0	0	0	0	0	0
CLINTON COUNTY	0	1	18	0	0	4	1	0	0	0	0	24
CONNEAUT	0	0	6	0	2	3	0	0	0	0	0	11
COSHOCTON	0	2	17	0	0	0	0	1	0	0	3	23
CRAWFORD COUNTY	0	0	29	0	0	0	0	0	0	0	0	29
CUYAHOGA FALLS	0	12	66	0	0	30	0	0	0	0	64	172
DAYTON	0	6	233	0	19	83	0	0	0	5	18	364
DEFIANCE	0	10	17	0	4	18	0	0	0	0	1	50
DELAWARE	0	1	2	30	5	29	0	0	0	0	3	70
EAST CLEVELAND	0	0	0	0	0	0	0	0	0	0	0	0
EAST LIVERPOOL	0	1	9	0	0	11	1	0	0	0	2	24
EATON	0	1	3	0	0	3	0	0	0	0	4	11
ELYRIA	0	1	1	88	3	64	3	0	0	2	21	183
EUCLID	0	3	20	0	1	9	0	0	0	0	0	33
FAIRBORN	0	0	38	0	1	15	0	0	0	4	4	62
FAIRFIELD	0	2	12	0	1	13	0	0	0	0	0	28
FINDLAY	0	2	2	0	1	5	0	0	0	0	0	10
FOSTORIA	0	1	27	0	3	8	0	0	0	0	1	40
FRANKLIN	0	1	0	19	0	4	0	0	0	1	0	25
FRANKLIN COUNTY	3	33	1,037	0	0	298	5	0	0	19	214	1,609
FRANKLIN CO. ENVIRO.	0	0	0	0	0	0	0	0	0	0	0	0
FREMONT	0	0	24	0	2	1	0	0	0	0	1	28
GALLIPOLIS	0	0	0	0	0	0	0	0	0	0	0	0
GARFIELD HEIGHTS	1	6	53	1	3	32	4	0	0	1	2	103
GIRARD	1	0	19	0	1	8	1	0	0	0	8	38
HAMILTON	0	0	79	0	3	21	0	0	0	0	46	149
HAMILTON COUNTY	1	22	1,202	0	144	0	0	0	0	0	12	1,381
HARDIN COUNTY	0	0	9	0	0	6	0	0	0	0	0	15
HILLSBORO	0	0	0	0	0	0	0	0	0	0	0	0
HOCKING COUNTY	0	0	17	0	0	5	0	0	0	0	0	22
HURON	0	0	3	0	0	6	0	0	0	0	0	9
IRONTON	0	0	26	0	0	6	0	0	0	0	0	32
JACKSON COUNTY	0	1	25	0	0	1	0	0	0	0	0	27
KETTERING	0	0	36	0	3	22	1	0	0	1	1	64
LAKESWOOD	0	6	15	0	3	11	2	0	0	0	0	37

**MUNICIPAL COURTS**  
**PERSONAL INJURY AND PROPERTY DAMAGE TERMINATIONS (continued)**  
**1999**

<i>COURT</i>	<i>JURY TRIAL</i>	<i>COURT TRIAL</i>	<i>DEFAULT HEARING BY JUDGE</i>	<i>DEFAULT HEARING BY MAGISTRATE</i>	<i>DISMISSAL FOR WANT OF PROSECUTION</i>	<i>OTHER DISMISSALS</i>	<i>TRANSFERRED OUT</i>	<i>PRIVATE JUDGE REFERRAL</i>	<i>UNAVAILABILITY OF PARTY</i>	<i>STAY / INTER-LOCUTORY APPEAL</i>	<i>OTHER TERMINATIONS</i>	<i>TOTAL TERMINATIONS</i>
LANCASTER	0	13	74	0	0	36	0	0	0	2	0	125
LAWRENCE COUNTY	0	0	18	0	0	11	0	0	0	0	0	29
LEBANON	0	2	5	1	0	4	1	0	0	0	0	13
LICKING COUNTY	2	2	68	0	10	33	0	0	0	0	2	117
LIMA	0	0	71	0	1	41	3	0	0	0	3	119
LORAIN	0	0	3	49	2	25	0	0	0	1	0	80
LYNDHURST	2	9	8	0	0	21	0	0	0	0	2	42
MADISON COUNTY	0	1	11	0	0	5	0	0	0	0	0	17
MANSFIELD	0	2	44	7	3	18	4	0	1	0	2	81
MARIETTA	0	0	0	0	0	0	0	0	0	0	0	0
MARION	0	0	72	0	0	25	0	0	0	0	17	114
MARYSVILLE	0	0	7	0	0	5	0	0	0	0	0	12
MASON	0	0	9	0	6	1	1	0	0	0	0	17
MASSILLON	1	2	80	1	1	53	1	0	0	3	2	144
MAUMEE	0	0	17	0	1	21	1	0	0	0	1	41
MEDINA	0	0	29	5	7	15	1	0	0	0	0	57
MENTOR	0	0	7	0	0	16	0	0	0	0	0	23
MIAMI	0	3	33	0	0	40	1	0	0	3	14	94
MIAMISBURG	0	5	38	1	6	22	0	0	0	0	4	76
MIDDLETOWN	0	5	0	88	10	28	1	0	0	2	0	134
MOUNT VERNON	0	0	21	0	0	9	1	0	0	0	6	37
NAPOLEON	0	1	3	0	3	0	0	0	0	0	0	7
NEW PHILADELPHIA	0	3	7	13	0	8	0	0	0	0	1	32
NEWTON FALLS	0	3	15	0	2	3	0	0	0	0	0	23
NILES	1	4	27	0	2	9	0	0	0	0	12	55
NORWALK	0	1	27	0	1	10	1	0	0	0	1	41
OAKWOOD	0	0	0	0	0	0	0	0	0	0	0	0
OBERLIN	0	0	10	0	1	7	0	0	0	1	1	20
OREGON	0	1	8	0	0	11	0	0	0	0	0	20
OTTAWA COUNTY	0	2	44	0	7	27	0	0	0	0	2	82
PAINESVILLE	0	10	34	1	10	25	0	0	0	1	2	83
PARMA	1	1	6	112	2	18	0	1	0	0	8	149
PERRYSBURG	0	0	33	0	20	7	0	0	0	0	8	68
PORTAGE COUNTY-KENT	0	0	13	0	0	7	1	0	0	2	4	27
PORTAGE COUNTY-RAV.	1	0	20	0	0	11	1	0	0	0	3	36
PORTSMOUTH	0	20	52	0	5	9	1	0	0	0	3	90
ROCKY RIVER	0	2	19	0	3	29	0	0	0	0	0	53
SANDUSKY	0	6	38	0	4	17	0	0	0	0	0	65
SHAKER HEIGHTS	0	1	28	0	1	17	0	0	0	0	4	51
SHELBY	0	0	0	0	0	0	0	0	0	0	0	0
SIDNEY	0	0	21	0	3	9	0	0	0	0	0	33
SOUTH EUCLID	0	1	12	0	0	5	0	0	0	0	0	18
STEUBENVILLE	0	0	0	0	0	0	0	0	0	0	1	1
STRUTHERS	0	0	13	0	1	7	0	0	0	0	2	23
SYLVANIA	0	4	27	0	0	39	0	0	0	0	0	70
TIFFIN	0	3	17	0	1	9	1	0	0	0	1	32
TOLEDO	2	20	619	0	53	506	0	0	0	9	516	1,725
TOLEDO HOUSING	0	5	253	2	7	83	0	0	0	2	21	373
UPPER SANDUSKY	0	0	4	0	0	1	0	0	0	0	1	6
VAN WERT COUNTY	0	0	6	0	0	1	0	0	0	0	0	7
VANDALIA	0	0	0	31	3	14	0	0	0	0	0	48
VERMILION	0	0	3	0	0	2	0	0	0	0	1	6
WADSWORTH	0	0	11	0	0	9	0	0	0	0	2	22
WARREN	1	12	112	1	18	62	3	0	0	0	1	210
WASHINGTON CH.	0	4	19	0	0	0	0	0	0	1	0	24
WAYNE COUNTY	0	2	4	3	0	11	0	0	0	1	0	21
WILLOUGHBY	0	3	28	0	26	12	0	0	0	0	5	74
XENIA	0	0	28	0	1	14	0	0	0	0	1	44
YOUNGSTOWN	0	0	47	75	0	53	0	0	3	0	0	178
ZANESVILLE	0	3	46	0	0	7	0	0	0	1	1	58
STATEWIDE	28	354	6,448	1,174	541	3,057	80	4	4	116	1,318	13,124

MUNICIPAL COURTS - PERSONAL INJURY and PROPERTY DAMAGE CASES  
STATEWIDE NEW CASES FILED AND TOTAL TERMINATIONS COMPARISON  
1994 - 1998



**MUNICIPAL COURTS**  
**CONTRACTS OVERALL CASELOADS**  
**1999**

<i>COURT</i>	<i>CASES PENDING JANUARY 1</i>	<i>NEW FILINGS</i>	<i>REACTIVATIONS AND TRANSFERS</i>	<i>TOTAL CASES</i>	<i>TOTAL TERMIN- ATIONS</i>	<i>CLEARANCE RATE</i>	<i>CASES PENDING DECEMBER 31</i>	<i>CASES PENDING BEYOND TIME GUIDELINES</i>
AKRON	1,087	4,565	269	5,921	4,771	98.7%	1,150	9
ALLIANCE	226	915	48	1,189	1,009	104.8%	180	0
ASHLAND	107	390	10	507	406	101.5%	101	0
ASHTABULA	93	381	34	508	417	100.5%	91	40
ATHENS COUNTY	77	267	11	355	275	98.9%	80	0
AUGLAIZE COUNTY	110	468	5	583	427	90.3%	156	0
AVON LAKE	46	107	3	156	134	121.8%	22	0
BARBERTON	281	403	14	698	543	130.2%	155	23
BEDFORD	1,022	1,446	0	2,468	1,965	135.9%	503	0
BELLEFONTAINE	125	420	0	545	413	98.3%	132	0
BELLEVUE	27	117	2	146	108	90.8%	38	0
BEREA	632	881	266	1,779	1,334	116.3%	445	0
BOWLING GREEN	152	778	4	934	700	89.5%	234	0
BRYAN	263	876	11	1,150	889	100.2%	261	5
CAMBRIDGE	94	416	1	511	421	101.0%	90	0
CAMPBELL	18	65	4	87	61	88.4%	26	0
CANTON	1,029	5,142	13	6,184	4,814	93.4%	1,370	0
CELINA	89	272	3	364	271	98.5%	93	9
CHAMPAIGN COUNTY	77	252	0	329	234	92.9%	95	0
CHARDON	198	492	47	737	618	114.7%	119	0
CHILLICOTHE	323	575	1	899	780	135.4%	119	0
CIRCLEVILLE	116	304	4	424	316	102.6%	108	0
CLARK COUNTY	999	1,811	30	2,840	1,929	104.8%	911	0
CLERMONT COUNTY	232	594	2	828	642	107.7%	186	12
CLEVELAND	1,949	9,135	360	11,444	7,844	82.6%	3,600	23
CLEVELAND HEIGHTS	162	665	1	828	667	100.2%	161	0
CLEVELAND HOUSING	0	0	0	0	0	-	0	0
CLINTON COUNTY	143	403	0	546	441	109.4%	105	0
CONNEAUT	23	145	6	174	135	89.4%	39	0
COSHOCTON	38	213	6	257	218	99.5%	39	0
CRAWFORD COUNTY	139	512	0	651	552	107.8%	99	0
CUYAHOGA FALLS	544	1,279	13	1,836	1,288	99.7%	548	0
DAYTON	2,108	7,421	69	9,598	7,846	104.8%	1,752	0
DEFIANCE	109	567	1	677	519	91.4%	158	0
DELAWARE	185	518	25	728	563	103.7%	165	0
EAST CLEVELAND	186	379	5	570	176	45.8%	394	7
EAST LIVERPOOL	47	194	7	248	202	100.5%	46	0
EATON	216	297	5	518	286	94.7%	232	0
ELYRIA	604	934	78	1,616	1,184	117.0%	432	0
EUCLID	251	734	3	988	743	100.8%	245	0
FAIRBORN	213	589	6	808	638	107.2%	170	0
FAIRFIELD	331	384	0	715	367	95.6%	348	0
FINDLAY	250	760	15	1,025	796	102.7%	229	16
FOSTORIA	59	207	0	266	218	105.3%	48	0
FRANKLIN	106	230	11	347	254	105.4%	93	23
FRANKLIN COUNTY	7,123	15,118	386	22,627	14,023	90.4%	8,604	3,219
FRANKLIN COUNTY ENVIRO.	0	0	0	0	0	-	0	0
FREMONT	57	227	0	284	232	102.2%	52	0
GALLIPOLIS	3	1	0	4	4	400.0%	0	0
GARFIELD HEIGHTS	370	985	34	1,389	1,041	102.2%	348	6
GIRARD	121	328	14	463	329	96.2%	134	0
HAMILTON	639	1,353	3	1,995	1,621	119.5%	374	0
HAMILTON COUNTY	1,683	9,867	534	12,084	10,841	104.2%	1,243	0
HARDIN COUNTY	58	197	1	256	209	105.6%	47	0
HILLSBORO	0	0	0	0	0	-	0	0
HOCKING COUNTY	229	152	1	382	333	217.6%	49	3
HURON	7	2	0	9	8	400.0%	1	1
IRONTON	48	194	1	243	190	97.4%	53	0
JACKSON COUNTY	10	7	0	17	11	157.1%	6	0
KETTERING	233	896	53	1,182	918	96.7%	264	0
LAKESWOOD	341	874	0	1,215	916	104.8%	299	0

**MUNICIPAL COURTS**  
**CONTRACTS OVERALL CASELOADS (continued)**  
**1999**

<u>COURT</u>	<u>CASES PENDING JANUARY 1</u>	<u>NEW FILINGS</u>	<u>REACTIVATIONS AND TRANSFERS</u>	<u>TOTAL CASES</u>	<u>TOTAL TERMIN- ATIONS</u>	<u>CLEARANCE RATE</u>	<u>CASES PENDING DECEMBER 31</u>	<u>CASES PENDING BEYOND TIME GUIDELINES</u>
LANCASTER	154	771	6	931	712	91.6%	219	0
LAWRENCE COUNTY	85	176	12	273	167	88.8%	106	1
LEBANON	22	93	0	115	66	71.0%	49	32
LICKING COUNTY	222	845	10	1,077	809	94.6%	268	0
LIMA	907	2,262	98	3,267	2,211	93.7%	1,056	45
LORAIN	155	1,146	0	1,301	1,289	112.5%	12	0
LYNDHURST	134	423	0	557	480	113.5%	77	0
MADISON COUNTY	69	256	5	330	221	84.7%	109	0
MANSFIELD	163	309	1	473	312	100.6%	161	0
MARIETTA	111	492	0	603	485	98.6%	118	1
MARION	70	354	0	424	344	97.2%	80	0
MARYSVILLE	48	263	4	315	258	96.6%	57	0
MASON	11	21	1	33	21	95.5%	12	0
MASSILLON	423	1,416	13	1,852	1,503	105.2%	349	0
MAUMEE	108	584	5	697	530	90.0%	167	7
MEDINA	137	394	4	535	400	100.5%	135	2
MENTOR	118	560	22	700	568	97.6%	132	0
MIAMI	468	1,071	275	1,814	1,240	92.1%	574	0
MIAMISBURG	58	120	9	187	145	112.4%	42	3
MIDDLETOWN	375	982	33	1,390	1,084	106.8%	306	0
MOUNT VERNON	33	151	1	185	130	85.5%	55	9
NAPOLEON	301	689	0	990	790	114.7%	200	0
NEW PHILADELPHIA	210	376	5	591	453	118.9%	138	18
NEWTON FALLS	31	125	3	159	130	101.6%	29	0
NILES	71	280	15	366	283	95.9%	83	3
NORWALK	157	553	2	712	596	107.4%	116	0
OAKWOOD	0	0	0	0	0	-	0	0
OBERLIN	183	297	0	480	297	100.0%	183	0
OREGON	42	176	3	221	171	95.5%	50	0
OTTAWA COUNTY	98	425	36	559	401	87.0%	158	5
PAINESVILLE	248	786	29	1,063	817	100.2%	246	0
PARMA	346	1,097	6	1,449	1,286	116.6%	163	0
PERRYSBURG	133	562	0	695	521	92.7%	174	0
PORTAGE COUNTY-KENT	160	419	13	592	435	100.7%	157	7
PORTAGE COUNTY-RAV.	263	1,098	12	1,373	1,029	92.7%	344	40
PORTSMOUTH	405	1,140	59	1,604	887	74.0%	717	40
ROCKY RIVER	204	637	14	855	660	101.4%	195	3
SANDUSKY	224	1,174	7	1,405	1,089	92.2%	316	0
SHAKER HEIGHTS	261	657	10	928	713	106.9%	215	0
SHELBY	49	195	1	245	167	85.2%	78	4
SIDNEY	107	483	11	601	460	93.1%	141	0
SOUTH EUCLID	77	193	2	272	195	100.0%	77	1
STEUBENVILLE	6	0	2	8	1	50.0%	7	0
STRUTHERS	125	330	0	455	333	100.9%	122	56
SYLVANIA	141	483	145	769	524	83.4%	245	0
TIFFIN	56	247	2	305	251	100.8%	54	0
TOLEDO	2,533	12,010	299	14,842	13,208	107.3%	1,634	0
TOLEDO HOUSING	18	73	8	99	77	95.1%	22	0
UPPER SANDUSKY	20	95	0	115	94	98.9%	21	0
VAN WERT COUNTY	91	331	0	422	287	86.7%	135	20
VANDALIA	184	536	6	726	566	104.4%	160	0
VERMILION	46	123	2	171	137	109.6%	34	0
WADSWORTH	25	106	2	133	103	95.4%	30	0
WARREN	492	981	36	1,509	1,032	101.5%	477	31
WASHINGTON C.H.	135	420	2	557	432	102.4%	125	8
WAYNE COUNTY	436	725	1	1,162	578	79.6%	584	0
WILLOUGHBY	269	877	24	1,170	895	99.3%	275	0
XENIA	255	862	4	1,121	897	103.6%	224	1
YOUNGSTOWN	1,369	2,501	1	3,871	2,186	87.4%	1,685	0
ZANESVILLE	4	49	0	53	39	79.6%	14	0
STATEWIDE	39,654	122,504	3,681	165,839	125,085	99.1%	40,754	3,733

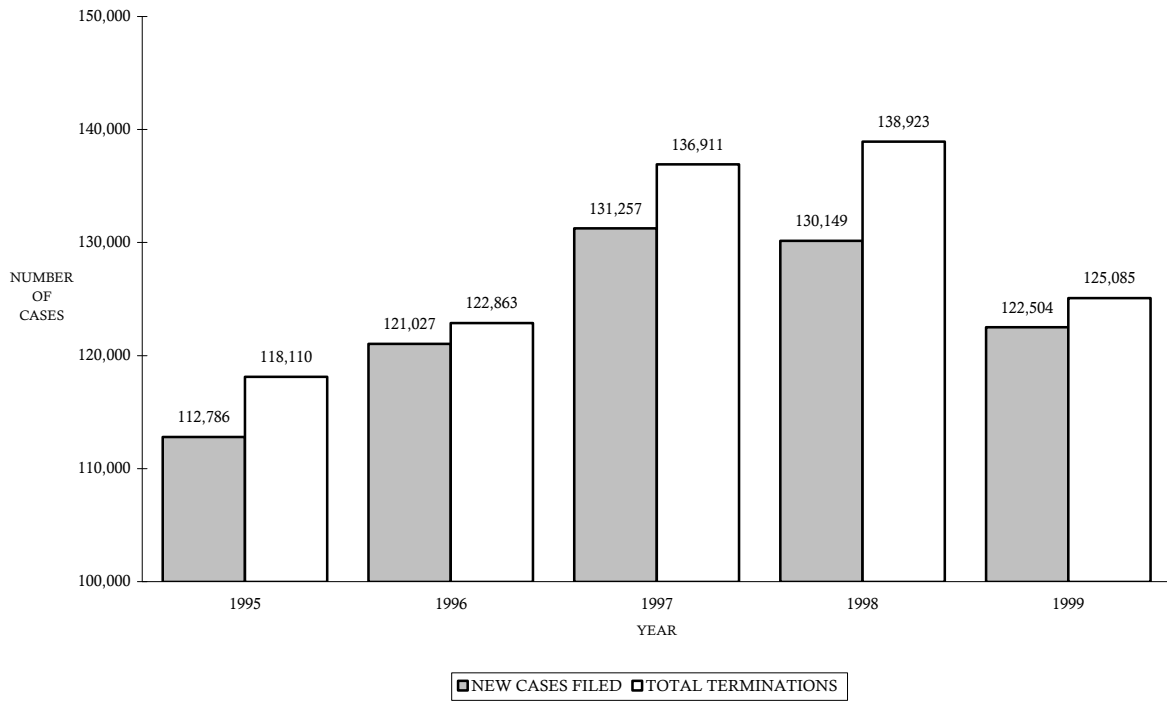
**MUNICIPAL COURTS  
CONTRACTS TERMINATIONS  
1999**

<i>COURT</i>	<i>JURY TRIAL</i>	<i>COURT TRIAL</i>	<i>DEFAULT HEARING BY JUDGE</i>	<i>DEFAULT HEARING BY MAGISTRATE</i>	<i>DISMISSAL FOR WANT OF PROSECUTION</i>	<i>OTHER DISMISSALS</i>	<i>TRANSFERRED OUT</i>	<i>PRIVATE JUDGE REFERRAL</i>	<i>UNAVAILABILITY OF PARTY</i>	<i>BANKRUPTCY STAY / INTER-LOCUTORY APPEAL</i>	<i>OTHER TERMINATIONS</i>	<i>TOTAL TERMINATIONS</i>
AKRON	1	72	3,152	3	292	900	62	0	2	99	188	4,771
ALLIANCE	2	9	760	0	57	112	4	0	0	17	48	1,009
ASHLAND	0	5	319	0	12	61	0	0	0	8	1	406
ASHTABULA	0	0	284	0	0	83	1	0	0	11	38	417
ATHENS COUNTY	0	1	167	0	2	66	0	1	0	4	34	275
AUGLAIZE COUNTY	0	8	352	0	8	53	0	0	0	6	0	427
AVON LAKE	0	7	67	0	0	50	0	0	0	3	7	134
BARBERTON	5	19	395	0	11	103	7	0	0	2	1	543
BEDFORD	0	10	1,039	2	30	349	0	0	2	1	532	1,965
BELLEFONTAINE	0	0	322	0	32	51	0	0	0	8	0	413
BELLEVUE	0	3	87	0	3	14	0	0	0	0	1	108
BEREA	0	0	656	14	0	347	14	0	0	0	303	1,334
BOWLING GREEN	1	1	581	0	29	83	2	0	0	2	1	700
BRYAN	0	10	689	0	64	122	1	0	0	3	0	889
CAMBRIDGE	0	6	308	0	1	98	0	0	0	8	0	421
CAMPBELL	0	3	33	0	1	22	0	0	0	2	0	61
CANTON	4	37	3,889	10	24	586	4	0	0	10	250	4,814
CELINA	0	15	179	0	1	72	0	0	0	3	1	271
CHAMPAIGN COUNTY	0	0	149	0	15	36	8	0	0	6	20	234
CHARDON	0	15	280	2	46	139	8	0	0	13	115	618
CHILLICOTHE	0	8	440	0	19	263	2	1	0	46	1	780
CIRCLEVILLE	0	20	192	1	0	100	0	0	0	3	0	316
CLARK COUNTY	0	50	1,444	2	119	264	0	0	0	29	21	1,929
CLERMONT COUNTY	0	19	403	3	51	161	2	0	0	3	0	642
CLEVELAND	0	77	6	2,888	337	2,503	19	0	0	184	1,830	7,844
CLEVELAND HEIGHTS	1	17	411	83	15	140	0	0	0	0	0	667
CLEVELAND HOUSING	0	0	0	0	0	0	0	0	0	0	0	0
CLINTON COUNTY	0	4	329	0	0	105	3	0	0	0	0	441
CONNEAUT	0	0	81	0	5	38	9	0	0	2	0	135
COSHOCTON	0	0	166	0	4	36	0	0	0	3	9	218
CRAWFORD COUNTY	2	2	526	0	0	14	0	0	0	8	0	552
CUYAHOGA FALLS	0	46	869	0	0	141	0	0	0	0	232	1,288
DAYTON	0	46	5,831	7	702	1,056	0	0	0	44	160	7,846
DEFIANCE	4	31	376	0	28	72	0	0	0	5	3	519
DELAWARE	0	6	30	327	32	123	7	0	0	0	38	563
EAST CLEVELAND	0	5	58	91	0	19	0	3	0	0	0	176
EAST LIVERPOOL	0	2	140	0	0	50	0	0	0	0	10	202
EATON	0	0	221	0	0	55	1	0	0	7	2	286
ELYRIA	0	0	73	578	78	321	0	0	0	50	84	1,184
EUCLID	0	44	452	5	34	205	3	0	0	0	0	743
FAIRBORN	0	0	395	0	36	142	3	0	0	12	50	638
FAIRFIELD	0	9	204	0	42	108	2	0	0	2	0	367
FINDLAY	0	21	509	0	33	201	5	0	0	14	13	796
FOSTORIA	0	2	170	0	8	34	0	0	0	1	3	218
FRANKLIN	0	2	0	204	0	47	0	0	0	1	0	254
FRANKLIN COUNTY	8	80	10,235	10	1	2,140	28	2	1	248	1,270	14,023
FRANKLIN COUNTY ENVIRO.	0	0	0	0	0	0	0	0	0	0	0	0
FREMONT	1	1	170	0	10	30	0	0	0	2	18	232
GALLIPOLIS	0	0	4	0	0	0	0	0	0	0	0	4
GARFIELD HEIGHTS	1	67	643	0	34	226	16	5	0	15	34	1,041
GIRARD	0	3	220	1	8	51	0	1	0	11	34	329
HAMILTON	0	22	950	1	136	201	0	0	1	0	310	1,621
HAMILTON COUNTY	3	55	9,053	0	1,701	2	0	0	0	0	27	10,841
HARDIN COUNTY	1	5	155	0	0	40	0	0	0	7	1	209
HILLSBORO	0	0	0	0	0	0	0	0	0	0	0	0
HOCKING COUNTY	0	11	267	0	0	54	1	0	0	0	0	333
HURON	0	0	1	0	0	6	0	0	0	0	1	8
IRONTON	0	0	145	7	0	36	0	0	2	0	0	190
JACKSON COUNTY	0	0	6	0	0	5	0	0	0	0	0	11
KETTERING	0	26	592	0	61	218	5	0	0	12	4	918
LAKESWOOD	0	58	564	0	61	227	3	0	0	3	0	916

**MUNICIPAL COURTS  
CONTRACTS TERMINATIONS (continued)  
1999**

<i>COURT</i>	<i>JURY TRIAL</i>	<i>COURT TRIAL</i>	<i>DEFAULT HEARING BY JUDGE</i>	<i>DEFAULT HEARING BY MAGISTRATE</i>	<i>DISMISSAL FOR WANT OF PROSECUTION</i>	<i>OTHER DISMISSALS</i>	<i>TRANSFERRED OUT</i>	<i>PRIVATE JUDGE REFERRAL</i>	<i>UNAVAILABILITY OF PARTY</i>	<i>BANKRUPTCY STAY / INTERLOCUTORY APPEAL</i>	<i>OTHER TERMINATIONS</i>	<i>TOTAL TERMINATIONS</i>
LANCASTER	0	23	534	0	0	128	3	0	0	24	0	712
LAWRENCE COUNTY	0	0	125	1	0	31	0	0	0	10	0	167
LEBANON	0	2	30	17	0	15	0	0	0	0	2	66
LICKING COUNTY	2	7	602	0	27	136	10	0	0	14	11	809
LIMA	0	19	1,669	4	49	409	2	0	0	19	40	2,211
LORAIN	0	0	22	769	62	382	0	0	0	43	11	1,289
LYNDHURST	0	41	271	0	5	160	0	0	0	3	0	480
MADISON COUNTY	0	9	159	0	0	48	2	0	0	3	0	221
MANSFIELD	0	8	167	46	10	43	6	0	0	7	25	312
MARIETTA	0	8	380	0	6	89	0	0	0	2	0	485
MARION	0	0	262	0	0	16	0	0	0	0	66	344
MARYSVILLE	0	0	185	0	0	73	0	0	0	0	0	258
MASON	0	1	9	0	7	2	1	0	0	1	0	21
MASSILLON	0	2	1,153	1	51	272	2	0	0	22	0	1,503
MAUMEE	0	2	383	0	17	120	0	0	0	4	4	530
MEDINA	0	0	255	18	34	85	5	0	0	3	0	400
MENTOR	1	10	319	0	0	215	3	0	1	6	13	568
MIAMI	0	12	734	7	0	338	1	2	0	59	87	1,240
MIAMISBURG	0	4	99	1	17	19	1	0	0	4	0	145
MIDDLETOWN	0	33	0	739	150	146	6	0	0	9	1	1,084
MOUNT VERNON	0	2	91	0	3	12	1	0	0	11	10	130
NAPOLEON	0	6	643	0	129	4	0	0	0	5	3	790
NEW PHILADELPHIA	0	17	69	254	0	89	1	1	0	9	13	453
NEWTON FALLS	0	8	97	0	8	16	0	1	0	0	0	130
NILES	1	6	203	0	4	37	0	0	0	10	22	283
NORWALK	0	30	426	0	30	98	2	0	0	10	0	596
OAKWOOD	0	0	0	0	0	0	0	0	0	0	0	0
OBERLIN	0	1	238	1	1	51	1	0	0	2	2	297
OREGON	0	0	121	0	0	44	0	0	0	6	0	171
OTTAWA COUNTY	1	3	280	1	17	80	0	0	0	2	17	401
PAINESVILLE	2	13	489	7	48	212	10	0	0	9	27	817
PARMA	0	18	32	971	25	137	0	0	0	32	71	1,286
PERRYSBURG	5	0	345	0	131	21	1	0	1	11	6	521
PORTAGE COUNTY-KENT	0	22	233	2	50	85	0	0	0	6	37	435
PORTAGE COUNTY-RAV.	2	25	658	8	48	210	9	0	1	3	65	1,029
PORTSMOUTH	0	43	640	0	21	106	0	0	30	16	31	887
ROCKY RIVER	0	29	340	0	61	227	0	0	0	1	2	660
SANDUSKY	4	33	913	0	22	98	0	0	0	9	10	1,089
SHAKER HEIGHTS	1	6	392	9	12	247	1	0	0	17	28	713
SHELBY	1	1	146	0	0	18	1	0	0	0	0	167
SIDNEY	0	9	322	0	40	81	0	0	0	8	0	460
SOUTH EUCLID	0	10	106	19	1	57	0	0	0	1	1	195
STUEBENVILLE	0	0	0	0	0	0	0	0	0	0	1	1
STRUTHERS	0	2	279	0	1	40	0	1	0	5	5	333
SYLVANIA	0	6	343	0	0	164	0	0	11	0	0	524
TIFFIN	1	4	180	0	6	46	1	0	0	1	12	251
TOLEDO	0	16	9,932	0	311	2,109	0	0	0	72	768	13,208
TOLEDO HOUSING	0	0	53	0	2	18	0	0	0	0	4	77
UPPER SANDUSKY	1	0	69	0	11	4	0	0	1	3	5	94
VAN WERT COUNTY	2	3	205	0	2	74	0	0	0	0	1	287
VANDALIA	0	0	0	400	30	128	0	0	0	8	0	566
VERMILION	0	2	92	0	6	23	0	0	0	1	13	137
WADSWORTH	0	2	71	0	0	22	0	0	0	2	6	103
WARREN	0	52	679	10	89	181	6	0	0	15	0	1,032
WASHINGTON C.H.	0	16	368	0	0	29	0	0	0	19	0	432
WAYNE COUNTY	1	3	169	216	1	182	0	0	0	5	1	578
WILLOUGHBY	0	34	438	0	290	73	6	0	0	13	41	895
XENIA	0	0	659	0	54	138	0	0	0	13	33	897
YOUNGSTOWN	0	3	1,014	735	0	410	0	0	0	14	10	2,186
ZANESVILLE	0	0	33	0	0	4	1	0	0	1	0	39
STATEWIDE	59	1,566	78,765	8,475	6,072	21,083	303	18	53	1,491	7,200	125,085

MUNICIPAL COURTS - CONTRACTS CASES  
STATEWIDE NEW CASES FILED AND TOTAL TERMINATIONS COMPARISON  
1995 - 1999





**MUNICIPAL COURTS  
F.E.D. OVERALL CASELOADS  
1999**

<i>COURT</i>	<i>CASES PENDING JANUARY 1</i>	<i>NEW FILINGS</i>	<i>REACTIVATIONS AND TRANSFERS</i>	<i>TOTAL CASES</i>	<i>TOTAL TERMIN- ATIONS</i>	<i>CLEARANCE RATE</i>	<i>CASES PENDING DECEMBER 31</i>	<i>CASES PENDING BEYOND TIME GUIDELINES</i>
AKRON	1,539	3,633	192	5,364	3,898	101.9%	1,466	1
ALLIANCE	115	251	11	377	269	102.7%	108	0
ASHLAND	41	92	1	134	100	107.5%	34	0
ASHTABULA	17	236	24	277	219	84.2%	58	0
ATHENS COUNTY	30	115	2	147	126	107.7%	21	0
AUGLAIZE COUNTY	26	105	1	132	97	91.5%	35	0
AVON LAKE	9	30	1	40	36	116.1%	4	0
BARBERTON	204	446	2	652	444	99.1%	208	3
BEDFORD	447	1,479	0	1,926	1,864	126.0%	62	0
BELLEFONTAINE	187	239	1	427	308	128.3%	119	2
BELLEVUE	7	37	0	44	39	105.4%	5	0
BEREA	81	439	183	703	641	103.1%	62	0
BOWLING GREEN	40	212	0	252	191	90.1%	61	0
BRYAN	48	106	1	155	114	106.5%	41	0
CAMBRIDGE	17	93	0	110	91	97.8%	19	0
CAMPBELL	2	38	1	41	36	92.3%	5	0
CANTON	1,031	1,609	2	2,642	1,413	87.7%	1,229	0
CELINA	11	107	0	118	109	101.9%	9	2
CHAMPAIGN COUNTY	12	108	0	120	104	96.3%	16	0
CHARDON	15	112	8	135	122	101.7%	13	0
CHILLICOTHE	167	289	0	456	327	113.1%	129	0
CIRCLEVILLE	16	246	1	263	245	99.2%	18	0
CLARK COUNTY	1,097	1,330	0	2,427	1,108	83.3%	1,319	0
CLERMONT COUNTY	209	1,678	3	1,890	1,763	104.9%	127	2
CLEVELAND	0	0	1	1	1	100.0%	0	0
CLEVELAND HEIGHTS	107	373	0	480	305	81.8%	175	0
CLEVELAND HOUSING	3,175	10,522	4	13,701	10,390	98.7%	3,311	41
CLINTON COUNTY	40	230	0	270	216	93.9%	54	0
CONNEAUT	4	54	0	58	51	94.4%	7	0
COSHOCTON	8	102	4	114	96	90.6%	18	0
CRAWFORD COUNTY	12	190	0	202	170	89.5%	32	0
CUYAHOGA FALLS	382	636	0	1,018	413	64.9%	605	0
DAYTON	2,025	3,316	1	5,342	3,338	100.6%	2,004	0
DEFIANCE	29	147	0	176	141	95.9%	35	0
DELAWARE	43	362	6	411	354	96.2%	57	0
EAST CLEVELAND	602	1,168	0	1,770	754	64.6%	1,016	28
EAST LIVERPOOL	9	80	0	89	79	98.8%	10	0
EATON	36	77	0	113	102	132.5%	11	0
ELYRIA	360	847	20	1,227	901	103.9%	326	0
EUCLID	132	942	0	1,074	959	101.8%	115	0
FAIRBORN	192	279	4	475	355	125.4%	120	0
FAIRFIELD	152	497	0	649	517	104.0%	132	0
FINDLAY	101	355	0	456	362	102.0%	94	0
FOSTORIA	50	106	1	157	114	106.5%	43	0
FRANKLIN	26	229	3	258	244	105.2%	14	0
FRANKLIN COUNTY	11,142	16,857	88	28,087	5,867	34.6%	22,220	9,881
FRANKLIN CO. ENVIRO.	0	0	0	0	0	-	0	0
FREMONT	23	116	1	140	120	102.6%	20	0
GALLIPOLIS	15	60	0	75	64	106.7%	11	0
GARFIELD HEIGHTS	38	324	5	367	337	102.4%	30	0
GIRARD	52	200	1	253	233	115.9%	20	0
HAMILTON	165	1,631	0	1,796	1,635	100.2%	161	0
HAMILTON COUNTY	9,682	16,423	127	26,232	16,273	98.3%	9,959	0
HARDIN COUNTY	14	65	0	79	70	107.7%	9	0
HILLSBORO	13	164	1	178	156	94.5%	22	0
HOCKING COUNTY	67	69	0	136	119	172.5%	17	1
HURON	10	30	0	40	38	126.7%	2	0
IRONTON	1	73	0	74	65	89.0%	9	0
JACKSON COUNTY	37	126	0	163	116	92.1%	47	0
KETTERING	221	341	7	569	368	105.7%	201	0
LAKEWOOD	122	473	0	595	451	95.3%	144	0

**MUNICIPAL COURTS**  
**F.E.D. OVERALL CASELOADS (continued)**  
**1999**

<i>COURT</i>	<i>CASES PENDING JANUARY<sup>1</sup></i>	<i>NEW FILINGS</i>	<i>REACTIVATIONS AND TRANSFERS</i>	<i>TOTAL CASES</i>	<i>TOTAL TERMIN- ATIONS</i>	<i>CLEARANCE RATE</i>	<i>CASES PENDING DECEMBER<sup>31</sup></i>	<i>CASES PENDING BEYOND TIME GUIDELINES</i>
LANCASTER	77	431	8	516	419	95.4%	97	0
LAWRENCE COUNTY	27	86	1	114	84	96.6%	30	0
LEBANON	57	221	0	278	253	114.5%	25	4
LICKING COUNTY	282	532	3	817	488	91.2%	329	0
LIMA	272	813	13	1,098	751	90.9%	347	0
LORAIN	429	993	0	1,422	1,054	106.1%	368	0
LYNDHURST	46	293	0	339	299	102.0%	40	0
MADISON COUNTY	13	112	0	125	99	88.4%	26	0
MANSFIELD	1,395	1,007	3	2,405	1,703	168.6%	702	0
MARIETTA	30	163	0	193	153	93.9%	40	5
MARION	32	437	93	562	392	74.0%	170	0
MARYSVILLE	12	211	0	223	212	100.5%	11	0
MASON	32	218	0	250	213	97.7%	37	0
MASSILLON	353	455	0	808	477	104.8%	331	0
MAUMEE	13	65	1	79	64	97.0%	15	0
MEDINA	63	321	6	390	299	91.4%	91	0
MENTOR	12	196	2	210	191	96.5%	19	0
MIAMI	1,474	497	64	2,035	489	87.2%	1,546	0
MIAMISBURG	224	439	2	665	452	102.5%	213	28
MIDDLETOWN	257	1,586	5	1,848	1,634	102.7%	214	0
MOUNT VERNON	79	116	1	196	121	103.4%	75	0
NAPOLEON	68	81	0	149	112	138.3%	37	0
NEW PHILADELPHIA	67	208	1	276	233	111.5%	43	0
NEWTON FALLS	12	126	0	138	115	91.3%	23	0
NILES	32	191	2	225	180	93.3%	45	0
NORWALK	49	367	0	416	364	99.2%	52	0
OAKWOOD	0	4	1	5	4	80.0%	1	0
OBERLIN	64	83	0	147	76	91.6%	71	0
OREGON	12	84	0	96	91	108.3%	5	0
OTTAWA COUNTY	15	88	5	108	84	90.3%	24	0
PAINESVILLE	69	391	3	463	393	99.7%	70	0
PARMA	43	924	0	967	918	99.4%	49	0
PERRYSBURG	86	313	0	399	314	100.3%	85	0
PORTAGE CO. - KENT	90	338	3	431	331	97.1%	100	1
PORTAGE CO. - RAV.	236	603	8	847	613	100.3%	234	11
PORTSMOUTH	76	397	14	487	362	88.1%	125	19
ROCKY RIVER	60	226	6	292	250	107.8%	42	0
SANDUSKY	92	267	2	361	241	89.6%	120	0
SHAKER HEIGHTS	97	302	3	402	281	92.1%	121	0
SHELBY	43	50	0	93	38	76.0%	55	9
SIDNEY	49	206	3	258	235	112.4%	23	0
SOUTH EUCLID	17	70	0	87	78	111.4%	9	0
STEUBENVILLE	82	182	0	264	217	119.2%	47	0
STRUTHERS	26	45	0	71	34	75.6%	37	21
SYLVANIA	15	364	221	600	476	81.4%	124	0
TIFFIN	20	72	3	95	67	89.3%	28	0
TOLEDO	0	0	8	8	2	25.0%	6	0
TOLEDO HOUSING	772	5,006	41	5,819	5,614	111.2%	205	0
UPPER SANDUSKY	10	24	0	34	26	108.3%	8	0
VAN WERT COUNTY	8	61	0	69	56	91.8%	13	1
VANDALIA	83	528	4	615	543	102.1%	72	0
VERMILION	27	65	0	92	59	90.8%	33	2
WADSWORTH	21	86	1	108	88	101.1%	20	0
WARREN	341	808	2	1,151	835	103.1%	316	14
WASHINGTON CH.	43	127	0	170	126	99.2%	44	0
WAYNE COUNTY	154	529	0	683	510	96.4%	173	0
WILLOUGHBY	57	390	5	452	388	98.2%	64	0
XENIA	200	261	1	462	297	113.4%	165	0
YOUNGSTOWN	654	1,141	19	1,814	768	66.2%	1,046	0
ZANESVILLE	17	256	0	273	248	96.9%	25	0
STATEWIDE	43,441	94,950	1,266	139,657	84,952	88.3%	54,705	10,076

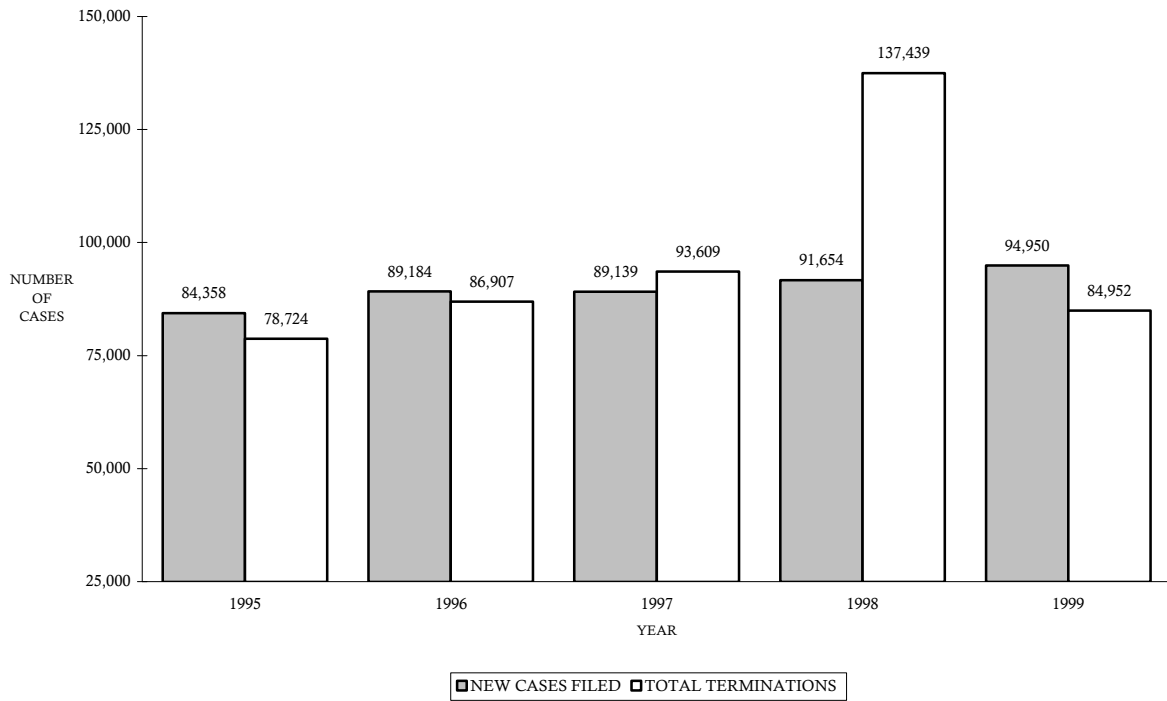
**MUNICIPAL COURTS  
F.E.D. TERMINATIONS  
1999**

COURT	JURY TRIAL	COURT TRIAL	DEFAULT HEARING BY JUDGE	DEFAULT HEARING BY MAGISTRATE	FOR WANT OF PROSECUTION	OTHER DISMISSALS	TRANSFERRED OUT	PRIVATE JUDGE REFERRAL	UNAVAILABLE OF PARTY	BANKRUPTCY	OTHER TERMINATIONS	TOTAL TERMINATIONS
										STAY / INTERLOCUTORY APPEAL		
AKRON	2	19	607	819	1,853	237	35	0	19	32	275	3,898
ALLIANCE	0	2	124	0	89	37	0	0	0	1	16	269
ASHLAND	0	2	27	0	29	41	1	0	0	0	0	100
ASHTABULA	0	0	103	0	0	84	0	0	0	0	32	219
ATHENS COUNTY	1	1	53	0	1	58	0	0	0	0	12	126
AUGLAIZE COUNTY	0	2	59	0	2	34	0	0	0	0	0	97
AVON LAKE	0	2	14	0	0	17	1	0	0	0	2	36
BARBERTON	0	29	139	0	73	198	2	0	1	1	1	444
BEDFORD	0	0	827	86	21	556	0	0	0	0	374	1,864
BELLEFONTAINE	0	0	117	0	133	54	0	0	0	4	0	308
BELLEVUE	0	0	26	0	1	12	0	0	0	0	0	39
BEREA	0	0	4	0	0	292	0	0	0	0	345	641
BOWLING GREEN	0	1	65	28	27	70	0	0	0	0	0	191
BRYAN	0	4	76	0	6	27	1	0	0	0	0	114
CAMBRIDGE	0	0	6	53	0	32	0	0	0	0	0	91
CAMPBELL	0	1	27	0	0	8	0	0	0	0	0	36
CANTON	0	27	208	320	58	159	0	0	0	1	640	1,413
CELINA	0	78	0	0	0	31	0	0	0	0	0	109
CHAMPAIGN COUNTY	0	0	68	0	7	18	2	0	0	1	8	104
CHARDON	1	4	74	0	4	28	1	0	0	2	8	122
CHILLICOTHE	0	2	68	38	42	175	0	0	0	2	0	327
CIRCLEVILLE	0	5	0	151	0	89	0	0	0	0	0	245
CLARK COUNTY	0	4	2	206	589	301	0	0	0	2	4	1,108
CLERMONT COUNTY	0	9	961	66	160	562	2	0	0	0	3	1,763
CLEVELAND	0	0	0	0	0	1	0	0	0	0	0	1
CLEVELAND HEIGHTS	0	11	38	94	75	87	0	0	0	0	0	305
CLEVELAND HOUSING	0	109	21	8,740	494	937	2	0	0	3	84	10,390
CLINTON COUNTY	0	0	133	4	5	74	0	0	0	0	0	216
CONNEAUT	0	0	29	0	1	21	0	0	0	0	0	51
COSHOCTON	0	0	64	0	9	19	0	0	0	0	4	96
CRAWFORD COUNTY	1	0	146	0	0	23	0	0	0	0	0	170
CUYAHOGA FALLS	0	7	3	179	0	176	0	0	0	0	48	413
DAYTON	0	6	881	14	2,033	369	6	0	0	7	22	3,338
DEFIANCE	0	7	91	2	5	36	0	0	0	0	0	141
DELAWARE	0	0	10	112	53	178	1	0	0	0	0	354
EAST CLEVELAND	0	0	105	454	0	81	0	0	0	0	114	754
EAST LIVERPOOL	0	0	38	0	0	41	0	0	0	0	0	79
EATON	0	0	65	0	0	23	1	0	0	0	13	102
ELYRIA	0	0	0	250	144	489	2	0	0	3	13	901
EUCLID	0	8	494	2	21	434	0	0	0	0	0	959
FAIRBORN	0	0	80	0	94	169	0	0	0	2	10	355
FAIRFIELD	0	1	108	60	24	324	0	0	0	0	0	517
FINDLAY	0	224	0	0	25	113	0	0	0	0	0	362
FOSTORIA	0	1	41	0	39	31	0	0	0	1	1	114
FRANKLIN	0	0	0	167	0	76	0	0	0	1	0	244
FRANKLIN COUNTY	2	31	1,329	245	140	3,710	21	0	0	30	359	5,867
FRANKLIN CO. ENVIRO.	0	0	0	0	0	0	0	0	0	0	0	0
FREMONT	0	0	65	0	7	46	0	0	0	0	2	120
GALLIPOLIS	0	0	49	0	0	15	0	0	0	0	0	64
GARFIELD HEIGHTS	0	0	45	134	52	104	1	0	1	0	0	337
GIRARD	0	0	4	106	42	77	0	0	0	1	3	233
HAMILTON	0	0	0	492	653	374	0	0	0	0	116	1,635
HAMILTON COUNTY	2	3	8,140	0	8,118	0	0	0	0	0	10	16,273
HARDIN COUNTY	0	39	1	0	0	30	0	0	0	0	0	70
HILLSBORO	0	0	61	0	0	95	0	0	0	0	0	156
HOCKING COUNTY	0	11	80	0	0	28	0	0	0	0	0	119
HURON	0	0	25	0	0	12	1	0	0	0	0	38
IRONTON	0	0	8	46	0	11	0	0	0	0	0	65
JACKSON COUNTY	0	1	2	0	0	113	0	0	0	0	0	116
KETTERING	0	0	91	0	176	99	0	0	0	2	0	368
LAKEWOOD	0	163	34	0	15	238	1	0	0	0	0	451

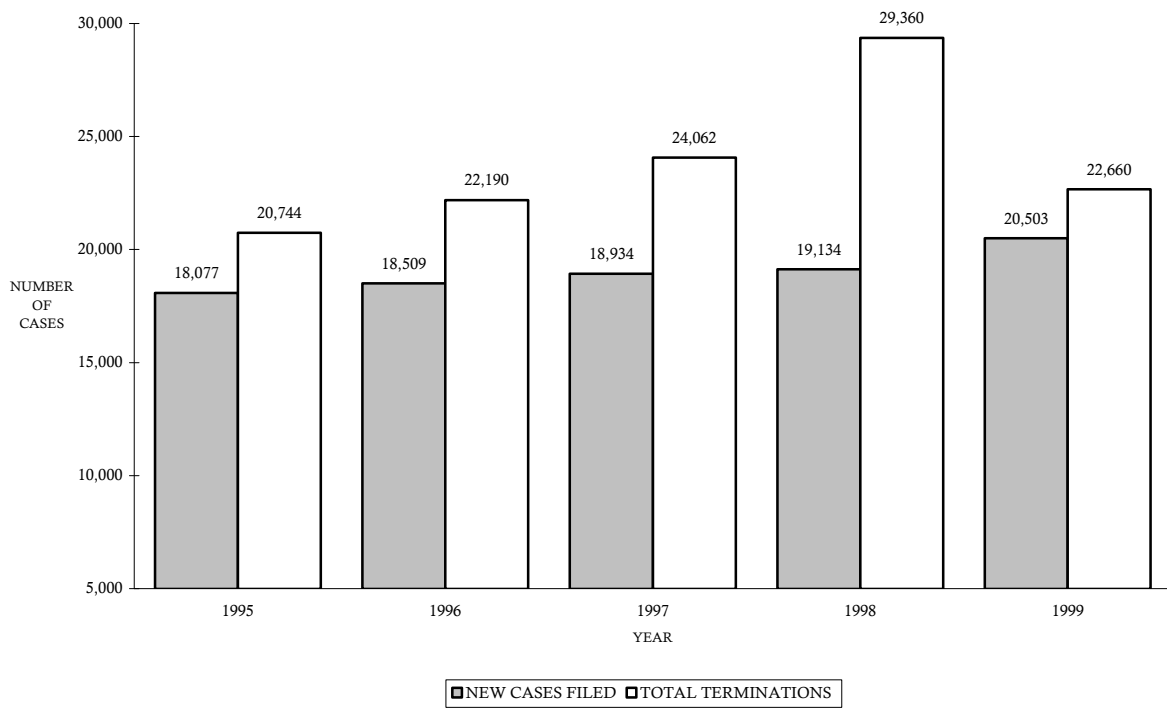
**MUNICIPAL COURTS**  
**F.E.D. TERMINATIONS (continued)**  
**1999**

<i>COURT</i>	<i>JURY TRIAL</i>	<i>COURT TRIAL</i>	<i>DEFAULT HEARING BY JUDGE</i>	<i>DEFAULT HEARING BY MAGISTRATE</i>	<i>FOR WANT OF PROSECUTION</i>	<i>OTHER DISMISSALS</i>	<i>TRANSFERRED OUT</i>	<i>PRIVATE JUDGE REFERRAL</i>	<i>UNAVAILABLE OF PARTY</i>	<i>STAY / INTERLOCUTORY APPEAL</i>	<i>OTHER TERMINATIONS</i>	<i>TOTAL TERMINATIONS</i>
LANCASTER	0	254	9	0	0	150	2	0	0	4	0	419
LAWRENCE COUNTY	0	0	42	7	4	30	0	0	0	1	0	84
LEBANON	0	0	59	113	13	67	0	0	1	0	0	253
LICKING COUNTY	0	2	99	0	243	133	1	0	0	8	2	488
LIMA	0	0	93	628	4	10	1	0	0	1	14	751
LORAIN	0	1	1	111	274	617	48	0	0	2	0	1,054
LYNDHURST	0	4	137	0	1	156	0	0	0	1	0	299
MADISON COUNTY	0	49	1	0	0	48	0	0	0	1	0	99
MANSFIELD	0	5	52	48	983	515	5	0	1	0	94	1,703
MARIETTA	0	24	42	0	8	79	0	0	0	0	0	153
MARION	0	0	231	0	0	51	0	0	0	0	110	392
MARYSVILLE	0	0	5	101	0	106	0	0	0	0	0	212
MASON	0	1	56	0	137	19	0	0	0	0	0	213
MASSILLON	0	0	172	4	94	205	0	0	0	2	0	477
MAUMEE	0	9	12	0	13	29	0	0	0	1	0	64
MEDINA	0	0	41	99	17	138	4	0	0	0	0	299
MENTOR	0	2	113	0	0	75	0	0	0	0	1	191
MIAMI	0	2	139	164	0	110	0	1	0	2	71	489
MIAMISBURG	0	34	96	0	243	71	0	0	0	1	7	452
MIDDLETOWN	0	2	0	841	152	637	2	0	0	0	0	1,634
MOUNT VERNON	0	1	27	0	65	27	0	0	0	0	1	121
NAPOLEON	0	1	35	0	75	1	0	0	0	0	0	112
NEW PHILADELPHIA	0	0	2	129	0	96	0	0	0	0	6	233
NEWTON FALLS	0	7	65	0	10	33	0	0	0	0	0	115
NILES	0	18	75	0	21	35	5	0	0	2	24	180
NORWALK	0	1	178	0	13	171	1	0	0	0	0	364
OAKWOOD	0	2	0	0	1	0	1	0	0	0	0	4
OBERLIN	0	0	28	0	0	48	0	0	0	0	0	76
OREGON	0	0	36	0	0	55	0	0	0	0	0	91
OTTAWA COUNTY	0	0	36	0	19	29	0	0	0	0	0	84
PAINESVILLE	0	40	187	2	22	137	0	1	0	1	3	393
PARMA	1	2	1	14	20	12	861	0	0	4	3	918
PERRYSBURG	3	0	50	0	252	8	0	0	0	1	0	314
PORTAGE CO. - KENT	0	8	109	8	107	90	0	0	0	3	6	331
PORTAGE CO. - RAV.	0	18	111	28	183	255	1	0	0	1	16	613
PORTSMOUTH	0	277	1	3	3	65	12	0	1	0	0	362
ROCKY RIVER	0	46	37	0	47	114	6	0	0	0	0	250
SANDUSKY	0	7	18	121	36	57	1	0	0	1	0	241
SHAKER HEIGHTS	1	6	47	23	68	121	0	0	0	2	13	281
SHELBY	0	0	37	0	0	1	0	0	0	0	0	38
SIDNEY	0	3	109	0	70	53	0	0	0	0	0	235
SOUTH EUCLID	0	2	2	31	3	39	0	0	0	0	1	78
STEUBENVILLE	0	0	118	0	0	96	2	0	0	0	1	217
STRUTHERS	0	0	21	0	0	10	0	0	0	1	2	34
SYLVANIA	0	138	53	0	0	285	0	0	0	0	0	476
TIFFIN	2	34	1	0	8	15	3	0	0	0	4	67
TOLEDO	0	0	0	0	0	2	0	0	0	0	0	2
TOLEDO HOUSING	0	1	522	3,213	965	780	22	0	0	0	111	5,614
UPPER SANDUSKY	1	0	11	0	12	0	0	0	0	1	1	26
VAN WERT COUNTY	0	0	31	0	1	24	0	0	0	0	0	56
VANDALIA	0	0	0	389	39	114	0	0	0	1	0	543
VERMILION	0	5	15	0	8	28	0	0	0	0	3	59
WADSWORTH	0	0	37	0	0	40	0	0	0	1	10	88
WARREN	0	587	1	0	40	200	2	0	0	5	0	835
WASHINGTON CH.	0	6	99	0	0	21	0	0	0	0	0	126
WAYNE COUNTY	0	1	69	241	0	199	0	0	0	0	0	510
WILLOUGHBY	0	3	151	0	214	12	2	0	0	2	4	388
XENIA	0	0	73	2	144	75	0	0	0	2	1	297
YOUNGSTOWN	0	1	12	510	0	235	0	0	0	10	0	768
ZANESVILLE	0	2	191	0	0	55	0	0	0	0	0	248
STATEWIDE	17	2,420	19,932	19,698	19,952	18,658	1,063	2	24	158	3,028	84,952

MUNICIPAL COURTS - F.E.D. CASES  
STATEWIDE NEW CASES FILED AND TOTAL TERMINATIONS COMPARISON  
1995 - 1999



MUNICIPAL COURTS - OTHER CIVIL CASES  
STATEWIDE NEW CASES FILED AND TOTAL TERMINATIONS COMPARISON  
1995 - 1999



**MUNICIPAL COURTS  
OTHER CIVIL OVERALL CASELOADS  
1999**

<i>COURT</i>	<i>CASES PENDING JANUARY 1</i>	<i>NEW FILINGS</i>	<i>REACTIVATIONS AND TRANSFERS</i>	<i>TOTAL CASES</i>	<i>TOTAL TERMIN- ATIONS</i>	<i>CLEARANCE RATE</i>	<i>CASES PENDING DECEMBER 31</i>	<i>CASES PENDING BEYOND TIME GUIDELINES</i>
AKRON	36	348	7	391	350	98.6%	41	0
ALLIANCE	4	25	2	31	26	96.3%	5	0
ASHLAND	6	28	0	34	32	114.3%	2	0
ASHTABULA	10	92	1	103	64	68.8%	39	0
ATHENS COUNTY	3	22	5	30	25	92.6%	5	0
AUGLAIZE COUNTY	12	9	0	21	17	188.9%	4	0
AVON LAKE	0	28	14	42	36	85.7%	6	0
BARBERTON	214	26	0	240	212	815.4%	28	22
BEDFORD	20	23	0	43	40	173.9%	3	0
BELLEFONTAINE	7	35	0	42	25	71.4%	17	0
BELLEVUE	2	3	197	202	202	101.0%	0	0
BEREA	25	67	19	111	96	111.6%	15	0
BOWLING GREEN	4	29	0	33	29	100.0%	4	0
BRYAN	0	6	11	17	17	100.0%	0	0
CAMBRIDGE	2	26	0	28	23	88.5%	5	0
CAMPBELL	0	0	1	1	1	100.0%	0	0
CANTON	0	102	0	102	102	100.0%	0	0
CELINA	10	17	0	27	22	129.4%	5	1
CHAMPAIGN COUNTY	3	11	0	14	7	63.6%	7	0
CHARDON	12	29	1	42	37	123.3%	5	0
CHILLICOTHE	5	24	0	29	18	75.0%	11	0
CIRCLEVILLE	12	20	1	33	26	123.8%	7	0
CLARK COUNTY	21	21	0	42	36	171.4%	6	0
CLERMONT COUNTY	328	702	2	1,032	722	102.6%	310	29
CLEVELAND	578	3,718	6	4,302	3,884	104.3%	418	0
CLEVELAND HEIGHTS	5	62	0	67	63	101.6%	4	0
CLEVELAND HOUSING	92	68	1	161	62	89.9%	99	10
CLINTON COUNTY	6	22	0	28	21	95.5%	7	0
CONNEAUT	1	4	0	5	2	50.0%	4	0
COSHOCOTON	1	29	0	30	25	86.2%	5	0
CRAWFORD COUNTY	3	54	0	57	51	94.4%	6	0
CUYAHOGA FALLS	32	84	0	116	94	111.9%	22	0
DAYTON	177	62	976	1,215	1,068	102.9%	147	0
DEFIANCE	7	84	0	91	80	95.2%	11	0
DELAWARE	6	27	1	34	32	114.3%	2	0
EAST CLEVELAND	7	9	2	18	3	27.3%	15	0
EAST LIVERPOOL	5	13	0	18	14	107.7%	4	0
EATON	16	30	1	47	40	129.0%	7	0
ELYRIA	28	44	15	87	74	125.4%	13	0
EUCLID	1	56	0	57	54	96.4%	3	0
FAIRBORN	17	35	11	63	49	106.5%	14	0
FAIRFIELD	12	27	0	39	15	55.6%	24	1
FINDLAY	1	5	27	33	31	96.9%	2	0
FOSTORIA	2	25	0	27	27	108.0%	0	0
FRANKLIN	6	17	0	23	15	88.2%	8	2
FRANKLIN COUNTY	667	975	146	1,788	1,217	108.6%	571	344
FRANKLIN CO. ENVIRO.	56	195	66	317	224	85.8%	93	6
FREMONT	6	20	0	26	25	125.0%	1	0
GALLIPOLIS	343	1,436	5	1,784	786	54.5%	998	8
GARFIELD HEIGHTS	2	28	0	30	27	96.4%	3	0
GIRARD	1	2	0	3	2	100.0%	1	0
HAMILTON	71	76	2	149	47	60.3%	102	0
HAMILTON COUNTY	175	530	4	709	435	81.5%	274	0
HARDIN COUNTY	4	13	0	17	15	115.4%	2	0
HILLSBORO	111	298	0	409	301	101.0%	108	0
HOCKING COUNTY	15	4	0	19	16	400.0%	3	0
HURON	30	36	1	67	53	143.2%	14	1
IRONTON	0	3	0	3	3	100.0%	0	0
JACKSON COUNTY	73	341	14	428	295	83.1%	133	29
KETTERING	26	276	10	312	286	100.0%	26	0
LAKEWOOD	19	24	0	43	24	100.0%	19	0

**MUNICIPAL COURTS**  
**OTHER CIVIL OVERALL CASELOADS (continued)**  
**1999**

<u>COURT</u>	<u>CASES PENDING JANUARY 1</u>	<u>NEW FILINGS</u>	<u>REACTIVATIONS AND TRANSFERS</u>	<u>TOTAL CASES</u>	<u>TOTAL TERMIN- ATIONS</u>	<u>CLEARANCE RATE</u>	<u>CASES PENDING DECEMBER 31</u>	<u>CASES PENDING BEYOND TIME GUIDELINES</u>
LANCASTER	6	28	1	35	27	93.1%	8	0
LAWRENCE COUNTY	5	6	2	13	6	75.0%	7	0
LEBANON	205	161	0	366	192	119.3%	174	137
LICKING COUNTY	17	34	1	52	49	140.0%	3	1
LIMA	74	48	0	122	4	8.3%	118	0
LORAIN	58	91	0	149	36	39.6%	113	0
LYNDHURST	40	161	0	201	161	100.0%	40	0
MADISON COUNTY	1	4	0	5	2	50.0%	3	0
MANSFIELD	702	1,516	7	2,225	1,507	98.9%	718	0
MARIETTA	5	0	23	28	24	104.3%	4	1
MARION	149	500	0	649	517	103.4%	132	0
MARYSVILLE	2	25	0	27	23	92.0%	4	0
MASON	54	122	2	178	105	84.7%	73	8
MASSILLON	56	66	0	122	114	172.7%	8	0
MAUMEE	1	119	2	122	122	100.8%	0	0
MEDINA	167	735	7	909	754	101.6%	155	11
MENTOR	0	19	0	19	12	63.2%	7	0
MIAMI	644	36	98	778	155	115.7%	623	0
MIAMISBURG	166	711	62	939	635	82.1%	304	0
MIDDLETOWN	6	3	2	11	11	220.0%	0	0
MOUNT VERNON	141	298	11	450	317	102.6%	133	4
NAPOLEON	7	37	0	44	35	94.6%	9	0
NEW PHILADELPHIA	34	167	0	201	190	113.8%	11	0
NEWTON FALLS	1	6	0	7	7	116.7%	0	0
NILES	1	14	0	15	11	78.6%	4	0
NORWALK	5	36	0	41	36	100.0%	5	0
OAKWOOD	0	36	9	45	31	68.9%	14	0
OBERLIN	23	38	0	61	9	23.7%	52	0
OREGON	4	27	0	31	30	111.1%	1	0
OTTAWA COUNTY	3	33	7	43	28	70.0%	15	0
PAINESVILLE	7	70	15	92	84	98.8%	8	0
PARMA	17	133	2	152	120	88.9%	32	0
PERRYSBURG	7	35	0	42	32	91.4%	10	0
PORTAGE CO. - KENT	49	797	0	846	758	95.1%	88	1
PORTAGE CO. - RAV.	11	1,500	0	1,511	1,470	98.0%	41	3
PORTSMOUTH	44	53	4	101	68	119.3%	33	7
ROCKY RIVER	20	130	3	153	143	107.5%	10	0
SANDUSKY	1	31	0	32	32	103.2%	0	0
SHAKER HEIGHTS	6	24	0	30	24	100.0%	6	0
SHELBY	10	12	0	22	19	158.3%	3	0
SIDNEY	1	17	0	18	15	88.2%	3	0
SOUTH EUCLID	0	32	0	32	30	93.8%	2	0
STEUBENVILLE	194	244	0	438	323	132.4%	115	0
STRUTHERS	4	5	0	9	3	60.0%	6	1
SYLVANIA	0	2	1	3	1	33.3%	2	0
TIFFIN	6	45	6	57	52	102.0%	5	0
TOLEDO	9	219	867	1,095	1,090	100.4%	5	0
TOLEDO HOUSING	4	0	2	6	6	300.0%	0	0
UPPER SANDUSKY	42	194	0	236	188	96.9%	48	0
VAN WERT COUNTY	4	22	0	26	24	109.1%	2	0
VANDALIA	9	104	0	113	97	93.3%	16	0
VERMILION	2	4	0	6	6	150.0%	0	0
WADSWORTH	28	115	0	143	122	106.1%	21	0
WARREN	16	57	0	73	62	108.8%	11	3
WASHINGTON CH.	2	2	0	4	3	150.0%	1	0
WAYNE COUNTY	67	39	0	106	19	48.7%	87	0
WILLOUGHBY	9	57	3	69	63	105.0%	6	0
XENIA	67	58	8	133	57	86.4%	76	1
YOUNGSTOWN	146	0	14	160	3	21.4%	157	0
ZANESVILLE	119	1,000	0	1,119	971	97.1%	148	0
STATEWIDE	6,816	20,503	2,708	30,027	22,660	97.6%	7,367	631



**MUNICIPAL COURTS  
OTHER CIVIL TERMINATIONS  
1999**

<i>COURT</i>	<i>JURY TRIAL</i>	<i>COURT TRIAL</i>	<i>DEFAULT HEARING BY JUDGE</i>	<i>DEFAULT HEARING BY MAGISTRATE</i>	<i>FOR WANT OF PROSECUTION</i>	<i>OTHER DISMISSALS</i>	<i>TRANSFERRED OUT</i>	<i>PRIVATE JUDGE REFERRAL</i>	<i>UNAVAILABILITY OF PARTY</i>	<i>BANKRUPTCY STAY / INTER-LOCUTORY APPEAL</i>	<i>OTHER TERMINATIONS</i>	<i>TOTAL TERMINATIONS</i>
AKRON	0	1	194	130	13	6	1	0	1	0	4	350
ALLIANCE	0	0	19	0	5	2	0	0	0	0	0	26
ASHLAND	0	2	20	0	2	2	0	0	0	0	6	32
ASHTABULA	0	0	8	0	0	8	0	0	0	0	48	64
ATHENS COUNTY	0	0	6	0	0	5	1	0	0	0	13	25
AUGLAIZE COUNTY	0	3	5	0	0	0	9	0	0	0	0	17
AVON LAKE	0	1	10	0	0	11	0	0	0	0	14	36
BARBERTON	0	0	187	0	1	3	2	0	0	8	11	212
BEDFORD	0	0	0	0	0	4	0	0	0	1	35	40
BELLEFONTAINE	1	0	4	0	0	16	0	0	0	0	4	25
BELLEVUE	0	0	202	0	0	0	0	0	0	0	0	202
BEREA	0	0	0	1	0	7	0	0	0	0	88	96
BOWLING GREEN	0	1	8	0	1	1	0	0	0	0	18	29
BRYAN	0	0	3	0	0	1	0	0	0	0	13	17
CAMBRIDGE	0	0	1	0	0	22	0	0	0	0	0	23
CAMPBELL	0	1	0	0	0	0	0	0	0	0	0	1
CANTON	0	0	102	0	0	0	0	0	0	0	0	102
CELINA	0	0	15	0	0	6	0	0	0	0	1	22
CHAMPAIGN COUNTY	0	2	0	1	0	3	1	0	0	0	0	7
CHARDON	0	1	7	0	2	15	1	0	0	1	10	37
CHILLICOTHE	0	1	4	2	1	10	0	0	0	0	0	18
CIRCLEVILLE	0	0	14	0	0	12	0	0	0	0	0	26
CLARK COUNTY	0	0	12	1	15	7	0	0	0	1	0	36
CLERMONT COUNTY	0	14	318	6	36	209	4	0	0	2	133	722
CLEVELAND	0	0	0	87	38	182	0	0	0	4	3,573	3,884
CLEVELAND HEIGHTS	0	0	0	44	1	0	0	0	0	0	18	63
CLEVELAND HOUSING	0	15	1	0	25	12	0	0	0	0	9	62
CLINTON COUNTY	0	2	11	0	0	7	1	0	0	0	0	21
CONNEAUT	0	0	1	0	0	1	0	0	0	0	0	2
COSHOCTON	0	0	18	0	0	6	0	0	0	0	1	25
CRAWFORD COUNTY	0	0	51	0	0	0	0	0	0	0	0	51
CUYAHOGA FALLS	1	1	24	0	1	7	0	0	0	0	60	94
DAYTON	0	1	0	12	15	55	0	0	0	0	985	1,068
DEFIANCE	0	0	35	0	3	18	0	0	0	0	24	80
DELAWARE	0	0	0	1	0	0	0	0	0	0	31	32
EAST CLEVELAND	0	0	0	3	0	0	0	0	0	0	0	3
EAST LIVERPOOL	0	0	11	0	0	2	0	0	0	0	1	14
EATON	0	0	24	0	0	13	3	0	0	0	0	40
ELYRIA	0	0	0	2	2	3	0	0	0	0	67	74
EUCLID	0	1	52	0	0	1	0	0	0	0	0	54
FAIRBORN	0	0	6	0	0	15	2	0	0	1	25	49
FAIRFIELD	0	1	11	0	2	1	0	0	0	0	0	15
FINDLAY	0	0	0	0	0	1	0	0	0	0	30	31
FOSTORIA	0	1	15	0	0	4	0	0	0	0	7	27
FRANKLIN	0	3	7	4	0	1	0	0	0	0	0	15
FRANKLIN COUNTY	1	37	161	110	5	126	0	1	0	6	770	1,217
FRANKLIN CO. ENVIRO.	0	2	0	0	0	57	0	0	0	0	165	224
FREMONT	0	1	5	0	0	3	0	0	0	0	16	25
GALLIPOLIS	8	9	530	0	0	217	0	0	1	21	0	786
GARFIELD HEIGHTS	0	1	11	1	0	0	0	0	0	0	14	27
GIRARD	0	0	0	0	0	1	0	0	0	0	1	2
HAMILTON	0	0	7	0	0	2	0	0	0	0	38	47
HAMILTON COUNTY	0	0	434	0	1	0	0	0	0	0	0	435
HARDIN COUNTY	0	2	7	0	0	6	0	0	0	0	0	15
HILLSBORO	0	0	208	0	5	65	6	0	15	2	0	301
HOCKING COUNTY	0	2	13	0	0	1	0	0	0	0	0	16
HURON	0	1	33	0	0	18	0	0	0	0	1	53
IRONTON	0	0	3	0	0	0	0	0	0	0	0	3
JACKSON COUNTY	0	0	239	0	0	49	0	0	0	7	0	295
KETTERING	0	0	0	0	26	260	0	0	0	0	0	286
LAKEWOOD	0	1	20	0	0	3	0	0	0	0	0	24

**MUNICIPAL COURTS  
OTHER CIVIL TERMINATIONS (continued)  
1999**

<i>COURT</i>	<i>JURY TRIAL</i>	<i>COURT TRIAL</i>	<i>DEFAULT HEARING BY JUDGE</i>	<i>DEFAULT HEARING BY MAGISTRATE</i>	<i>FOR WANT OF PROSECUTION</i>	<i>OTHER DISMISSALS</i>	<i>TRANSFERRED OUT</i>	<i>PRIVATE JUDGE REFERRAL</i>	<i>UNAVAILABLE OF PARTY</i>	<i>BANKRUPTCY STAY / INTERLOCUTORY APPEAL</i>	<i>OTHER TERMINATIONS</i>	<i>TOTAL TERMINATIONS</i>
LANCASTER	0	10	7	0	0	9	0	0	0	1	0	27
LAWRENCE COUNTY	0	0	5	0	0	1	0	0	0	0	0	6
LEBANON	1	2	99	49	1	30	6	0	0	2	2	192
LICKING COUNTY	0	7	17	0	0	14	0	0	0	0	11	49
LIMA	0	0	2	1	0	1	0	0	0	0	0	4
LORAIN	0	0	0	31	1	3	0	0	0	1	0	36
LYNDHURST	0	0	6	1	0	2	0	0	0	0	152	161
MADISON COUNTY	0	0	1	0	0	1	0	0	0	0	0	2
MANSFIELD	0	39	560	492	27	266	11	0	0	5	107	1,507
MARIETTA	0	1	14	0	3	6	0	0	0	0	0	24
MARION	0	0	446	2	0	21	0	0	0	0	48	517
MARYSVILLE	0	0	8	0	0	15	0	0	0	0	0	23
MASON	0	0	60	0	32	8	3	0	0	2	0	105
MASSILLON	0	1	68	0	26	14	0	0	0	0	5	114
MAUMEE	0	4	0	0	0	0	1	0	0	1	116	122
MEDINA	0	0	550	28	26	134	4	0	0	11	1	754
MENTOR	0	0	5	0	0	0	0	0	0	0	7	12
MIAMI	0	0	14	0	0	99	1	0	0	12	29	155
MIAMISBURG	0	81	382	4	28	116	5	0	0	7	12	635
MIDDLETOWN	0	0	0	7	3	1	0	0	0	0	0	11
MOUNT VERNON	0	4	203	0	32	61	2	0	0	3	12	317
NAPOLEON	0	0	10	0	6	0	0	0	0	0	19	35
NEW PHILADELPHIA	0	0	44	131	0	4	0	0	0	7	4	190
NEWTON FALLS	0	2	5	0	0	0	0	0	0	0	0	7
NILES	0	0	2	0	0	2	0	0	0	0	7	11
NORWALK	0	27	6	0	0	2	0	0	0	0	1	36
OAKWOOD	0	13	8	0	1	9	0	0	0	0	0	31
OBERLIN	0	0	4	0	0	2	0	0	0	1	2	9
OREGON	0	0	12	0	0	17	0	0	0	0	1	30
OTTAWA COUNTY	0	0	12	0	1	15	0	0	0	0	0	28
PAINESVILLE	0	0	4	1	0	14	2	0	0	1	62	84
PARMA	0	0	2	51	4	34	0	0	0	1	28	120
PERRYSBURG	0	0	0	0	3	0	0	0	0	0	29	32
PORTAGE CO. - KENT	0	0	1	0	1	738	0	0	0	0	18	758
PORTAGE CO. - RAV.	0	0	1	1	2	1,456	3	0	0	0	7	1,470
PORTSMOUTH	0	15	35	0	5	4	0	0	1	3	5	68
ROCKY RIVER	0	121	5	0	3	13	0	0	0	0	1	143
SANDUSKY	0	1	31	0	0	0	0	0	0	0	0	32
SHAKER HEIGHTS	0	0	0	8	0	3	0	0	0	0	13	24
SHELBY	0	0	19	0	0	0	0	0	0	0	0	19
SIDNEY	0	1	0	0	0	14	0	0	0	0	0	15
SOUTH EUCLID	0	1	22	1	0	3	0	0	0	0	3	30
STEUBENVILLE	0	3	184	0	27	90	0	0	0	9	10	323
STRUTHERS	1	0	2	0	0	0	0	0	0	0	0	3
SYLVANIA	0	0	0	0	0	1	0	0	0	0	0	1
TIFFIN	0	1	1	0	4	1	0	0	0	0	45	52
TOLEDO	0	0	2	1	2	6	0	0	0	0	1,079	1,090
TOLEDO HOUSING	0	0	0	0	0	6	0	0	0	0	0	6
UPPER SANDUSKY	1	1	144	0	13	20	0	0	0	3	6	188
VAN WERT COUNTY	0	0	24	0	0	0	0	0	0	0	0	24
VANDALIA	0	0	0	69	7	21	0	0	0	0	0	97
VERMILION	0	0	6	0	0	0	0	0	0	0	0	6
WADSWORTH	0	2	73	0	0	35	1	0	0	0	11	122
WARREN	0	23	1	0	1	19	0	0	0	1	17	62
WASHINGTON CH.	0	0	3	0	0	0	0	0	0	0	0	3
WAYNE COUNTY	0	7	0	1	0	11	0	0	0	0	0	19
WILLOUGHBY	0	1	1	0	7	1	0	0	0	0	53	63
XENIA	0	0	9	0	4	12	1	0	0	0	31	57
YOUNGSTOWN	0	0	1	0	0	2	0	0	0	0	0	3
ZANESVILLE	0	23	877	0	0	55	1	0	0	11	4	971
STATEWIDE	14	499	7,075	1,284	470	4,899	72	1	18	136	8,192	22,660

**MUNICIPAL COURTS**  
**SMALL CLAIMS OVERALL CASELOADS**  
**1999**

<u>COURT</u>	<u>CASES PENDING JANUARY 1</u>	<u>NEW FILINGS</u>	<u>REACTIVATIONS AND TRANSFERS</u>	<u>TOTAL CASES</u>	<u>TOTAL TERMIN- ATIONS</u>	<u>CLEARANCE RATE</u>	<u>CASES PENDING DECEMBER 31</u>	<u>CASES PENDING BEYOND TIME GUIDELINES</u>
AKRON	476	1,763	17	2,256	1,858	104.4%	398	0
ALLIANCE	37	417	7	461	435	102.6%	26	0
ASHLAND	75	412	2	489	413	99.8%	76	0
ASHTABULA	21	301	46	368	307	88.5%	61	0
ATHENS COUNTY	75	346	12	433	356	99.4%	77	0
AUGLAIZE COUNTY	30	251	0	281	236	94.0%	45	0
AVON LAKE	6	117	1	124	114	96.6%	10	0
BARBERTON	160	440	6	606	523	117.3%	83	17
BEDFORD	424	836	0	1,260	1,106	132.3%	154	0
BELLEFONTAINE	253	1,656	0	1,909	1,709	103.2%	200	0
BELLEVUE	19	158	0	177	160	101.3%	17	0
BEREA	424	984	206	1,614	1,223	102.8%	391	0
BOWLING GREEN	67	791	0	858	659	83.3%	199	0
BRYAN	95	637	3	735	634	99.1%	101	0
CAMBRIDGE	28	341	4	373	344	99.7%	29	0
CAMPBELL	4	56	1	61	46	80.7%	15	0
CANTON	2,070	1,139	0	3,209	1,097	96.3%	2,112	0
CELINA	33	381	1	415	356	93.2%	59	5
CHAMPAIGN COUNTY	33	242	0	275	251	103.7%	24	0
CHARDON	63	633	11	707	606	94.1%	101	0
CHILLICOTHE	113	471	0	584	537	114.0%	47	0
CIRCLEVILLE	255	347	3	605	394	112.6%	211	0
CLARK COUNTY	250	502	0	752	623	124.1%	129	0
CLERMONT COUNTY	157	871	1	1,029	867	99.4%	162	3
CLEVELAND	326	4,074	38	4,438	3,641	88.5%	797	0
CLEVELAND HEIGHTS	70	384	0	454	352	91.7%	102	0
CLEVELAND HOUSING	0	0	0	0	0	-	0	0
CLINTON COUNTY	93	743	0	836	738	99.3%	98	0
CONNEAUT	9	146	0	155	148	101.4%	7	0
COSHOCTON	38	367	2	407	377	102.2%	30	0
CRAWFORD COUNTY	56	492	0	548	487	99.0%	61	0
CUYAHOGA FALLS	241	810	1	1,052	723	89.1%	329	0
DAYTON	790	1,159	0	1,949	1,235	106.6%	714	0
DEFIANCE	97	589	6	692	597	100.3%	95	1
DELAWARE	29	291	3	323	275	93.5%	48	0
EAST CLEVELAND	276	750	1	1,027	577	76.8%	450	18
EAST LIVERPOOL	21	110	1	132	118	106.3%	14	0
EATON	125	175	0	300	177	101.1%	123	0
ELYRIA	371	1,096	0	1,467	1,206	110.0%	261	0
EUCLID	54	466	0	520	273	58.6%	247	0
FAIRBORN	163	591	5	759	666	111.7%	93	0
FAIRFIELD	99	142	0	241	169	119.0%	72	1
FINDLAY	153	663	3	819	687	103.2%	132	1
FOSTORIA	20	187	1	208	169	89.9%	39	0
FRANKLIN	30	89	0	119	106	119.1%	13	5
FRANKLIN COUNTY	3,840	7,498	75	11,413	8,398	110.9%	3,015	1,595
FRANKLIN CO. ENVIRO.	0	0	0	0	0	-	0	0
FREMONT	41	491	10	542	466	93.0%	76	0
GALLIPOLIS	68	416	5	489	386	91.7%	103	0
GARFIELD HEIGHTS	145	1,354	11	1,510	1,188	87.0%	322	0
GIRARD	73	279	0	352	329	117.9%	23	0
HAMILTON	412	1,362	94	1,868	1,527	104.9%	341	0
HAMILTON COUNTY	1,525	4,729	141	6,395	4,701	96.5%	1,694	0
HARDIN COUNTY	51	307	1	359	324	105.2%	35	0
HILLSBORO	28	348	0	376	326	93.7%	50	0
HOCKING COUNTY	629	222	0	851	806	363.1%	45	8
HURON	19	174	1	194	187	106.9%	7	0
IRONTON	21	137	1	159	136	98.6%	23	0
JACKSON COUNTY	28	784	0	812	635	81.0%	177	40
KETTERING	120	544	8	672	521	94.4%	151	0
LAKEWOOD	537	1,175	0	1,712	1,119	95.2%	593	0

**MUNICIPAL COURTS**  
**SMALL CLAIMS OVERALL CASELOADS (continued)**  
**1999**

<u>COURT</u>	<u>CASES PENDING JANUARY 1</u>	<u>NEW FILINGS</u>	<u>REACTIVATIONS AND TRANSFERS</u>	<u>TOTAL CASES</u>	<u>TOTAL TERMIN- ATIONS</u>	<u>CLEARANCE RATE</u>	<u>CASES PENDING DECEMBER 31</u>	<u>CASES PENDING BEYOND TIME GUIDELINES</u>
LANCASTER	83	536	15	634	564	102.4%	70	0
LAWRENCE COUNTY	52	219	1	272	194	88.2%	78	0
LEBANON	166	180	0	346	254	141.1%	92	29
LICKING COUNTY	172	965	0	1,137	989	102.5%	148	0
LIMA	110	527	27	664	493	89.0%	171	0
LORAIN	1,035	394	0	1,429	362	91.9%	1,067	0
LYNDHURST	158	453	0	611	521	115.0%	90	0
MADISON COUNTY	33	230	1	264	245	106.1%	19	0
MANSFIELD	207	1,832	6	2,045	1,745	94.9%	300	0
MARIETTA	113	449	48	610	532	107.0%	78	5
MARION	48	435	116	599	455	82.6%	144	0
MARYSVILLE	40	211	0	251	222	105.2%	29	0
MASON	20	97	0	117	86	88.7%	31	7
MASSILLON	200	646	0	846	709	109.8%	137	0
MAUMEE	39	253	0	292	221	87.4%	71	0
MEDINA	131	503	3	637	511	101.0%	126	12
MENTOR	52	412	9	473	436	103.6%	37	0
MIAMI	748	506	120	1,374	556	88.8%	818	0
MIAMISBURG	39	213	1	253	195	91.1%	58	0
MIDDLETOWN	109	839	5	953	849	100.6%	104	0
MOUNT VERNON	34	283	0	317	265	93.6%	52	0
NAPOLEON	93	492	0	585	502	102.0%	83	0
NEW PHILADELPHIA	156	406	4	566	449	109.5%	117	0
NEWTON FALLS	14	106	0	120	110	103.8%	10	0
NILES	58	366	2	426	348	94.6%	78	1
NORWALK	50	388	1	439	386	99.2%	53	0
OAKWOOD	0	22	0	22	22	100.0%	0	0
OBERLIN	102	280	0	382	291	103.9%	91	0
OREGON	18	143	0	161	142	99.3%	19	0
OTTAWA COUNTY	27	175	4	206	177	98.9%	29	0
PAINESVILLE	18	384	11	413	371	93.9%	42	0
PARMA	145	910	0	1,055	951	104.5%	104	0
PERRYSBURG	34	584	0	618	552	94.5%	66	0
PORTAGE CO. - KENT	55	274	2	331	259	93.8%	72	8
PORTAGE CO. - RAV.	247	1,057	1	1,305	1,102	104.2%	203	9
PORTSMOUTH	123	474	5	602	422	88.1%	180	16
ROCKY RIVER	191	643	0	834	678	105.4%	156	0
SANDUSKY	145	1,222	0	1,367	1,167	95.5%	200	0
SHAKER HEIGHTS	159	982	15	1,156	969	97.2%	187	0
SHELBY	43	169	0	212	139	82.2%	73	29
SIDNEY	66	558	0	624	522	93.5%	102	0
SOUTH EUCLID	43	403	3	449	358	88.2%	91	0
STEUBENVILLE	36	342	0	378	372	108.8%	6	0
STRUTHERS	43	163	1	207	145	88.4%	62	24
SYLVANIA	76	426	3	505	444	103.5%	61	0
TIFFIN	56	324	3	383	333	101.8%	50	2
TOLEDO	596	2,869	0	3,465	2,783	97.0%	682	0
TOLEDO HOUSING	0	0	0	0	0	-	0	0
UPPER SANDUSKY	20	232	0	252	226	97.4%	26	0
VAN WERT COUNTY	14	214	0	228	196	91.6%	32	0
VANDALIA	62	322	4	388	316	96.9%	72	0
VERMILION	6	99	1	106	86	86.0%	20	2
WADSWORTH	20	235	2	257	230	97.0%	27	0
WARREN	850	1,352	11	2,213	1,388	101.8%	825	92
WASHINGTON CH.	73	418	0	491	403	96.4%	88	5
WAYNE COUNTY	269	1,498	2	1,769	1,579	105.3%	190	0
WILLOUGHBY	83	582	13	678	617	103.7%	61	0
XENIA	93	360	0	453	337	93.6%	116	1
YOUNGSTOWN	272	758	0	1,030	932	123.0%	98	0
ZANESVILLE	48	275	0	323	293	106.5%	30	0
STATEWIDE	23,759	77,926	1,169	102,854	79,625	100.7%	23,229	1,936

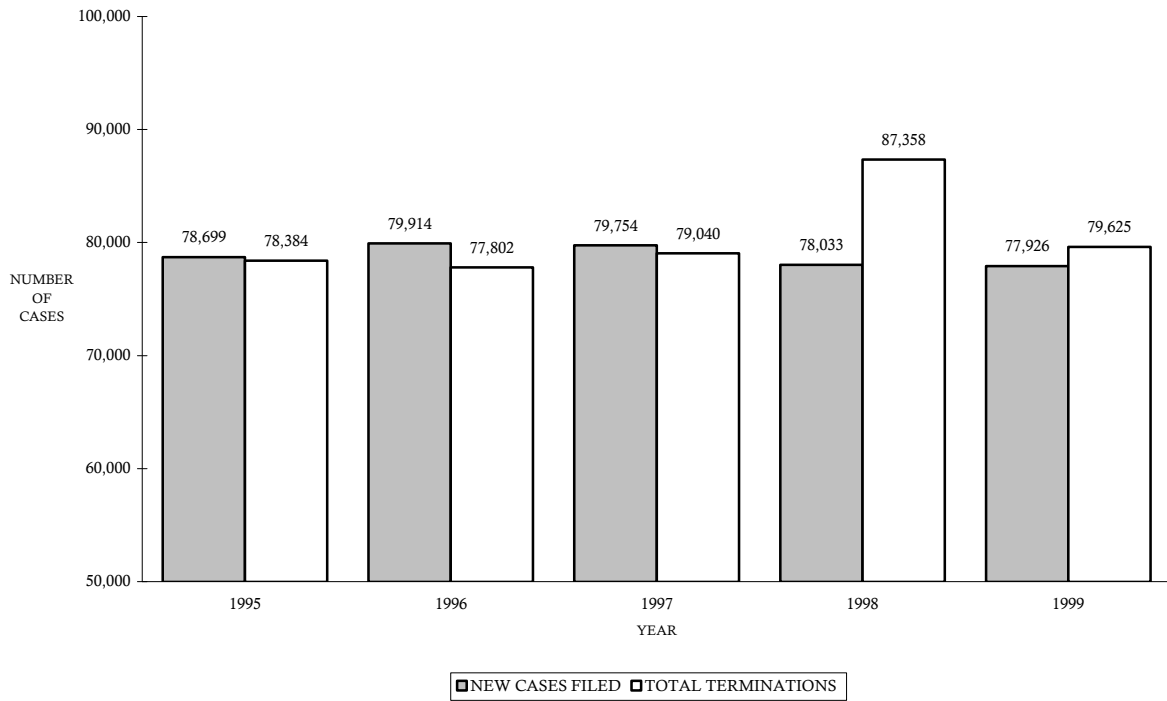
**MUNICIPAL COURTS  
SMALL CLAIMS TERMINATIONS  
1999**

<i>COURT</i>	<i>HEARING BY JUDGE</i>	<i>HEARING BY MAGISTRATE</i>	<i>TRANSFER TO REGULAR CIVIL DOCKET</i>	<i>DISMISSAL FOR WANT OF PROSECUTION</i>	<i>OTHER DISMIS- SALS</i>	<i>UNAVAIL- ABILITY OF ACCUSED</i>	<i>BANKRUPTCY STAY/INTERLOC- UTORY APPEAL</i>	<i>OTHER TERMIN- ATIONS</i>	<i>TOTAL TERMIN- ATIONS</i>
AKRON	28	1,407	136	129	112	0	0	46	1,858
ALLIANCE	305	0	8	16	59	0	2	45	435
ASHLAND	210	44	1	15	137	0	5	1	413
ASHTABULA	201	0	0	0	92	0	0	14	307
ATHENS COUNTY	228	0	5	7	108	0	2	6	356
AUGLAIZE COUNTY	163	0	4	4	65	0	0	0	236
AVON LAKE	68	0	0	0	45	0	0	1	114
BARBERTON	311	0	13	36	162	0	0	1	523
BEDFORD	11	606	0	9	177	0	0	303	1,106
BELLEFONTAINE	1,097	0	0	74	532	0	6	0	1,709
BELLEVUE	122	0	1	0	36	0	1	0	160
BEREA	354	266	105	0	490	0	4	4	1,223
BOWLING GREEN	65	340	1	22	230	0	0	1	659
BRYAN	406	0	2	14	211	0	1	0	634
CAMBRIDGE	13	269	0	0	62	0	0	0	344
CAMPBELL	24	1	2	0	19	0	0	0	46
CANTON	4	922	11	1	106	0	0	53	1,097
CELINA	230	0	2	0	122	0	0	2	356
CHAMPAIGN COUNTY	4	139	4	18	85	0	1	0	251
CHARDON	23	406	8	10	149	0	3	7	606
CHILLICOTHE	2	314	4	25	183	1	8	0	537
CIRCLEVILLE	8	165	3	0	214	4	0	0	394
CLARK COUNTY	19	307	0	94	199	0	4	0	623
CLERMONT COUNTY	222	292	12	75	264	0	0	2	867
CLEVELAND	0	1,915	13	534	696	0	20	463	3,641
CLEVELAND HEIGHTS	7	265	0	6	74	0	0	0	352
CLEVELAND HOUSING	0	0	0	0	0	0	0	0	0
CLINTON COUNTY	0	458	9	30	241	0	0	0	738
CONNEAUT	96	0	0	2	48	0	2	0	148
COSHOCTON	237	0	3	16	120	0	1	0	377
CRAWFORD COUNTY	462	0	0	0	22	0	3	0	487
CUYAHOGA FALLS	5	556	12	0	84	0	0	66	723
DAYTON	368	417	67	155	216	12	0	0	1,235
DEFIANCE	39	361	9	23	158	0	5	2	597
DELAWARE	11	149	0	9	97	0	0	9	275
EAST CLEVELAND	56	416	0	0	79	2	1	23	577
EAST LIVERPOOL	68	0	0	0	43	0	0	7	118
EATON	101	0	0	0	70	0	2	4	177
ELYRIA	0	645	0	24	530	0	2	5	1,206
EUCLID	0	219	0	17	37	0	0	0	273
FAIRBORN	7	369	6	39	213	0	4	28	666
FAIRFIELD	24	75	0	0	70	0	0	0	169
FINDLAY	30	463	10	3	181	0	0	0	687
FOSTORIA	110	0	1	9	48	0	0	1	169
FRANKLIN	6	66	0	0	34	0	0	0	106
FRANKLIN COUNTY	6	6,232	169	189	12	32	10	1,748	8,398
FRANKLIN CO. ENVIRO.	0	0	0	0	0	0	0	0	0
FREMONT	309	0	5	22	124	0	1	5	466
GALLIPOLIS	264	0	0	0	112	7	3	0	386
GARFIELD HEIGHTS	252	483	3	46	395	0	1	8	1,188
GIRARD	6	212	12	14	82	0	3	0	329
HAMILTON	0	800	0	247	283	0	0	197	1,527
HAMILTON COUNTY	0	4,309	0	392	0	0	0	0	4,701
HARDIN COUNTY	8	221	2	0	89	0	0	4	324
HILLSBORO	196	0	6	15	95	14	0	0	326
HOCKING COUNTY	734	0	0	0	72	0	0	0	806
HURON	89	0	4	0	92	0	1	1	187
IRONTON	6	80	0	0	50	0	0	0	136
JACKSON COUNTY	414	0	0	0	221	0	0	0	635
KETTERING	4	345	10	22	118	0	9	13	521
LAKEWOOD	0	515	0	43	561	0	0	0	1,119

**MUNICIPAL COURTS**  
**SMALL CLAIMS TERMINATIONS (continued)**  
**1999**

<u>COURT</u>	<u>HEARING BY JUDGE</u>	<u>HEARING BY MAGISTRATE</u>	<u>TRANSFER TO REGULAR CIVIL DOCKET</u>	<u>DISMISSAL FOR WANT OF PROSECUTION</u>	<u>OTHER DISMIS- SALS</u>	<u>UNAVAIL- ABILITY OF ACCUSED</u>	<u>BANKRUPTCY STAY/INTERLOC- UTORY APPEAL</u>	<u>OTHER TERMIN- ATIONS</u>	<u>TOTAL TERMIN- ATIONS</u>
LANCASTER	2	419	0	0	122	0	17	4	564
LAWRENCE COUNTY	72	53	0	1	1	66	1	0	194
LEBANON	4	70	1	1	25	2	151	0	254
LICKING COUNTY	412	258	10	120	177	0	12	0	989
LIMA	1	445	9	0	0	0	1	37	493
LORAIN	0	184	0	22	151	0	5	0	362
LYNDHURST	283	0	0	0	237	0	1	0	521
MADISON COUNTY	157	0	0	0	86	0	2	0	245
MANSFIELD	886	133	3	16	542	3	3	159	1,745
MARIETTA	1	361	0	22	145	0	3	0	532
MARION	439	0	16	0	0	0	0	0	455
MARYSVILLE	2	123	0	0	97	0	0	0	222
MASON	55	3	0	23	5	0	0	0	86
MASSILLON	94	370	9	33	190	0	12	1	709
MAUMEE	81	0	4	10	122	0	3	1	221
MEDINA	18	357	0	7	124	0	2	3	511
MENTOR	309	0	0	0	115	0	4	8	436
MIAMI	249	74	8	0	192	0	13	20	556
MIAMISBURG	2	125	5	10	49	0	2	2	195
MIDDLETOWN	0	532	12	69	230	0	6	0	849
MOUNT VERNON	160	0	7	13	83	0	2	0	265
NAPOLEON	354	0	1	136	7	0	3	1	502
NEW PHILADELPHIA	13	266	1	0	165	0	1	3	449
NEWTON FALLS	76	0	3	11	19	0	1	0	110
NILES	238	0	0	23	40	0	4	43	348
NORWALK	237	0	3	18	128	0	0	0	386
OAKWOOD	0	0	22	0	0	0	0	0	22
OBERLIN	76	94	0	3	111	1	0	6	291
OREGON	87	0	0	0	54	0	1	0	142
OTTAWA COUNTY	1	131	5	3	37	0	0	0	177
PAINESVILLE	20	259	9	11	66	0	2	4	371
PARMA	9	914	13	0	7	0	2	6	951
PERRYSBURG	306	6	0	235	1	0	4	0	552
PORTAGE CO. - KENT	6	149	2	33	62	0	1	6	259
PORTAGE CO. - RAV.	43	648	7	78	289	1	2	34	1,102
PORTSMOUTH	2	314	13	11	72	2	7	1	422
ROCKY RIVER	23	562	9	81	0	0	0	3	678
SANDUSKY	112	870	2	22	158	0	3	0	1,167
SHAKER HEIGHTS	392	76	0	13	472	0	4	12	969
SHELBY	117	0	0	0	22	0	0	0	139
SIDNEY	315	0	0	1	206	0	0	0	522
SOUTH EUCLID	2	195	0	3	157	0	0	1	358
STEUBENVILLE	0	256	2	0	94	0	16	4	372
STRUTHERS	96	0	0	0	48	0	0	1	145
SYLVANIA	243	0	0	0	190	11	0	0	444
TIFFIN	231	0	0	1	98	0	3	0	333
TOLEDO	0	2,082	26	2	660	0	7	6	2,783
TOLEDO HOUSING	0	0	0	0	0	0	0	0	0
UPPER SANDUSKY	150	0	2	5	68	0	1	0	226
VAN WERT COUNTY	128	0	0	2	65	0	0	1	196
VANDALIA	0	163	0	14	107	0	1	31	316
VERMILION	60	0	0	0	20	3	0	3	86
WADSWORTH	167	0	0	1	21	0	2	39	230
WARREN	35	891	22	188	236	0	16	0	1,388
WASHINGTON CH.	386	0	3	0	9	0	5	0	403
WAYNE COUNTY	486	542	0	85	466	0	0	0	1,579
WILLOUGHBY	1	381	7	185	38	0	1	4	617
XENIA	169	39	0	32	95	0	2	0	337
YOUNGSTOWN	0	764	0	36	84	0	0	48	932
ZANESVILLE	251	0	0	0	41	0	1	0	293
STATEWIDE	16,092	38,158	899	3,986	16,332	161	435	3,562	79,625

MUNICIPAL COURTS - SMALL CLAIMS CASES  
STATEWIDE NEW CASES FILED AND TOTAL TERMINATIONS COMPARISON  
1995 - 1999



An outline map of the state of Ohio, showing its irregular borders and the western peninsula. The map is centered on the page and serves as a background for the text.

# Section J

## County Courts



**COUNTY COURTS**  
**COMPOSITE ADMINISTRATIVE JUDGE REPORT FOR THE ENTIRE STATE**  
**1999**

				<i>PERSONAL INJURY</i>				<i>OTHER</i>	<i>SMALL</i>	<i>TOTAL</i>
	<i>FELONIES</i>	<i>MISDE- MEANORS</i>	<i>O.M.V.I.</i>	<i>OTHER TRAFFIC</i>	<i>AND PROPERTY DAMAGE</i>	<i>CONTRACTS</i>	<i>F. E. D.</i>			
CASES PENDING BEGINNING OF YEAR	800	3,518	604	11,129	183	2,191	1,032	450	1,785	21,692
NEW CASES FILED	3,949	36,249	9,872	209,943	496	7,479	4,283	1,441	8,076	281,788
TRANSFERRED IN OR REACTIVATED	504	2,097	173	7,172	28	211	94	7	92	10,378
TOTAL CASES	5,253	41,864	10,649	228,244	707	9,881	5,409	1,898	9,953	313,858
CASES TERMINATED BY:										
HEARING BY JUDGE	1,714	11,153	2,925	31,684	231	5,232	1,923	904	4,902	60,668
HEARING BY MAGISTRATE	X	139	7	60	4	29	242	5	342	828
TRANSFER (INCLUDES INDIVIDUAL JUDGE ASSIGNMENT)	731	16,826	6,623	17,680	107	726	268	79	125	43,165
DISMISSAL:LACK OF SPEEDY TRIAL (CRIM.) OR WANT OF PROSECUTION (CIVIL)	4	91	75	116	8	174	241	12	254	975
OTHER DISMISSALS	1,413	2,981	124	1,950	99	1,120	1,586	215	2,191	11,679
VIOLATIONS BUREAU	X	3,280	X	149,941	X	X	X	X	X	153,221
UNAVAILABILITY OF ACCUSED	590	3,856	260	12,448	2	23	9	1	12	17,201
BANKRUPTCY STAY OR INTERLOCUTORY APPEAL	4	6	1	6	5	63	17	11	50	163
ALL OTHER TERMINATIONS	96	201	26	2,350	22	153	35	185	228	3,296
TOTAL TERMINATIONS	4,552	38,533	10,041	216,235	478	7,520	4,321	1,412	8,104	291,196
CASES PENDING END OF YEAR	701	3,331	608	12,009	229	2,361	1,088	486	1,849	22,662
TIME GUIDELINE (MONTHS)	1	6	6	6	24	12	12	12	6	X
CASES PENDING END OF YEAR BEYOND TIME GUIDELINE	321	821	130	2,199	6	138	193	81	339	4,228

**COUNTY COURTS**  
**COMPOSITE INDIVIDUAL JUDGE REPORT FORM FOR THE ENTIRE STATE**  
**1999**

	<u>MISDE- MEANORS</u>	<u>O.M.V.I.</u>	<u>OTHER TRAFFIC</u>	<u>PERSONAL INJURY AND PROPERTY DAMAGE</u>	<u>CONTRACTS</u>	<u>F. E. D.</u>	<u>OTHER CIVIL</u>	<u>TOTAL</u>
CASES PENDING BEGINNING OF YEAR	3,288	1,951	2,765	33	322	106	39	8,504
NEW CASES ASSIGNED	16,592	6,524	17,316	104	700	262	78	41,576
TRANSFERRED IN OR REACTIVATED	1,233	437	1,403	5	54	9	3	3,144
TOTAL CASES	21,113	8,912	21,484	142	1,076	377	120	53,224
CASES TERMINATED BY:								
JURY TRIAL	183	156	132	0	31	11	0	513
COURT TRIAL	1,303	585	1,340	17	158	151	25	3,579
DEFAULT	X	X	X	15	237	30	11	293
GUILTY OR NO CONTEST PLEA TO ORIGINAL CHARGE	5,250	3,617	5,218	X	X	X	X	14,085
GUILTY OR NO CONTEST PLEA TO REDUCED CHARGE	3,401	1,740	3,488	X	X	X	X	8,629
DISMISSAL:LACK OF SPEEDY TRIAL (CRIM.) OR WANT OF PROSECUTION (CIVIL)	50	10	74	1	14	8	1	158
OTHER DISMISSALS	5,045	459	1,903	42	251	64	26	7,790
TRANSFERRED OUT	106	50	58	1	16	11	1	243
REFERRED TO A PRIVATE JUDGE	X	X	X	0	3	0	0	3
UNAVAILABILITY OF ACCUSED	1,373	246	1,337	1	1	0	0	2,958
BANKRUPTCY STAY OR INTERLOCUTORY APPEAL	1	1	0	0	10	0	0	12
ALL OTHER TERMINATIONS	439	137	4,233	2	35	30	21	4,897
TOTAL TERMINATIONS	17,151	7,001	17,783	79	756	305	85	43,160
CASES PENDING END OF YEAR	3,962	1,911	3,701	63	320	72	35	10,064
TIME GUIDELINE (MONTHS)	6	6	6	24	12	12	12	X
CASES PENDING END OF YEAR BEYOND TIME GUIDELINE	299	199	303	3	21	4	4	833

**COUNTY COURTS  
OVERALL CASELOADS  
1999**

COURT	NUMBER OF JUDGES	--- POPULATION ---		NEW FILINGS, TRANSFERS, & REACTIVATIONS			----- TERMINATIONS -----		
		TOTAL	PER JUDGE	TOTAL	PER JUDGE	PER 1,000 POPULATION	TOTAL	PER JUDGE	PER 1,000 POPULATION
ADAMS	1	25,371	25,371	5,494	5,494	217	5,353	5,353	211
ASHTABULA (E)	1	24,903	24,903	7,654	7,654	307	7,598	7,598	305
ASHTABULA (W)	1	25,504	25,504	5,959	5,959	234	6,126	6,126	240
BELMONT (E)	1	72,000	72,000	5,778	5,778	80	5,048	5,048	70
BELMONT (N)	1	72,000	72,000	4,010	4,010	56	4,051	4,051	56
BELMONT (W)	1	72,000	72,000	7,017	7,017	97	6,908	6,908	96
BROWN	2	34,966	17,483	10,574	5,287	302	10,254	5,127	293
BUTLER #1	1	30,585	30,585	6,169	6,169	202	6,194	6,194	203
BUTLER #2	1	72,275	72,275	8,298	8,298	115	8,228	8,228	114
BUTLER #3	1	44,141	44,141	7,896	7,896	179	7,895	7,895	179
CARROLL	1	26,521	26,521	4,297	4,297	162	4,280	4,280	161
COLUMBIANA (E)	1	24,718	24,718	4,613	4,613	187	4,587	4,587	186
COLUMBIANA (NW)	1	30,452	30,452	4,675	4,675	154	4,582	4,582	150
COLUMBIANA (SW)	1	27,001	27,001	3,492	3,492	129	3,550	3,550	131
DARKE	2	53,619	26,810	7,395	3,698	138	7,193	3,597	134
ERIE	1	14,000	14,000	9,969	9,969	712	10,019	10,019	716
FULTON (E)	1	19,540	19,540	7,587	7,587	388	7,360	7,360	377
FULTON (W)	1	18,000	18,000	8,750	8,750	486	8,602	8,602	478
HARRISON	1	16,000	16,000	4,066	4,066	254	4,000	4,000	250
HIGHLAND	1	6,987	6,987	886	886	127	898	898	129
HOLMES	1	32,804	32,804	3,425	3,425	104	3,351	3,351	102
JEFFERSON #1	1	19,678	19,678	4,538	4,538	231	4,473	4,473	227
JEFFERSON #2	1	23,777	23,777	2,465	2,465	104	2,399	2,399	101
JEFFERSON #3	1	14,718	14,718	1,821	1,821	124	1,663	1,663	113
MAHONING #2	1	41,796	41,796	10,017	10,017	240	9,897	9,897	237
MAHONING #3	1	20,000	20,000	3,206	3,206	160	3,191	3,191	160
MAHONING #4	1	42,972	42,972	16,807	16,807	391	17,470	17,470	407
MAHONING #5	1	16,264	16,264	9,079	9,079	558	9,053	9,053	557
MEIGS	1	22,987	22,987	3,656	3,656	159	3,219	3,219	140
MONROE	1	15,497	15,497	2,184	2,184	141	1,929	1,929	124
MONTGOMERY #1	3	60,000	20,000	16,056	5,352	268	15,854	5,285	264
MONTGOMERY #2	2	66,500	33,250	11,533	5,767	173	11,540	5,770	174
MORGAN	1	14,000	14,000	1,695	1,695	121	1,654	1,654	118
MORROW	1	27,749	27,749	12,198	12,198	440	12,384	12,384	446
MUSKINGUM	2	55,290	27,645	12,649	6,325	229	12,536	6,268	227
NOBLE	1	11,336	11,336	1,725	1,725	152	1,737	1,737	153
PAULDING	1	20,488	20,488	3,731	3,731	182	3,718	3,718	181
PERRY	1	31,557	31,557	5,557	5,557	176	5,493	5,493	174
PIKE	1	24,249	24,249	5,601	5,601	231	5,299	5,299	219
PUTNAM	2	33,819	16,910	4,364	2,182	129	4,337	2,169	128
SANDUSKY #1	1	20,873	20,873	9,541	9,541	457	9,608	9,608	460
SANDUSKY #2	1	27,188	27,188	5,572	5,572	205	5,617	5,617	207
TRUMBULL (C)	1	37,213	37,213	3,221	3,221	87	3,225	3,225	87
TRUMBULL (E)	1	37,213	37,213	1,600	1,600	43	1,591	1,591	43
TUSCARAWAS	1	24,491	24,491	4,983	4,983	203	5,292	5,292	216
VINTON	1	11,098	11,098	2,187	2,187	197	2,139	2,139	193
WARREN	2	39,167	19,584	11,320	5,660	289	11,344	5,672	290
STATEWIDE	55	1,359,307	24,715	295,310	5,369	217	292,739	5,323	215

47

All population figures based on 1990 U.S.Census

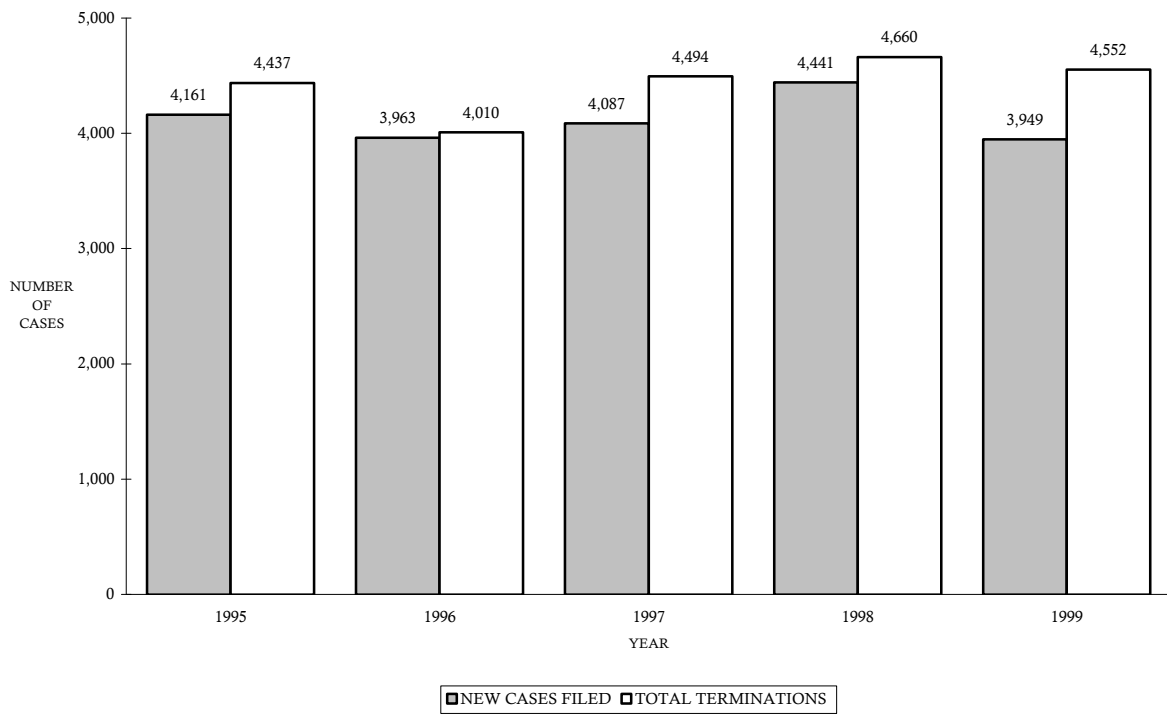
**COUNTY COURTS**  
**FELONY OVERALL CASELOADS**  
1999

<i>COURT</i>	<i>CASES PENDING JANUARY 1</i>	<i>NEW FILINGS</i>	<i>REACTIVATIONS AND TRANSFERS</i>	<i>TOTAL CASES</i>	<i>TOTAL TERMIN- ATIONS</i>	<i>CLEARANCE RATE</i>	<i>CASES PENDING DECEMBER 31</i>	<i>CASES PENDING BEYOND TIME GUIDELINES</i>
ADAMS	2	89	1	92	85	94.4%	7	2
ASHTABULA (E)	14	135	10	159	156	107.6%	3	0
ASHTABULA (W)	11	96	0	107	104	108.3%	3	0
BELMONT (E)	44	86	4	134	70	77.8%	64	0
BELMONT (N)	16	153	5	174	174	110.1%	0	0
BELMONT (W)	36	74	12	122	115	133.7%	7	4
BROWN	36	177	7	220	185	100.5%	35	13
BUTLER #1	25	158	19	202	191	107.9%	11	0
BUTLER #2	51	167	4	222	173	101.2%	49	0
BUTLER #3	62	205	67	334	314	115.4%	20	3
CARROLL	6	83	3	92	80	93.0%	12	0
COLUMBIANA (E)	5	50	2	57	53	101.9%	4	0
COLUMBIANA (NW)	7	41	1	49	46	109.5%	3	0
COLUMBIANA (SW)	10	82	0	92	83	101.2%	9	0
DARKE	0	0	0	0	0	-	0	0
ERIE	0	55	2	57	57	100.0%	0	0
FULTON (E)	0	27	0	27	26	96.3%	1	0
FULTON (W)	0	33	2	35	35	100.0%	0	0
HARRISON	3	45	1	49	41	89.1%	8	2
HIGHLAND	0	29	3	32	31	96.9%	1	0
HOLMES	12	49	0	61	49	100.0%	12	0
JEFFERSON #1	2	39	2	43	42	102.4%	1	0
JEFFERSON #2	4	50	1	55	50	98.0%	5	0
JEFFERSON #3	5	42	0	47	40	95.2%	7	3
MAHONING #2	28	318	42	388	352	97.8%	36	14
MAHONING #3	4	66	18	88	84	100.0%	4	3
MAHONING #4	79	165	102	346	297	111.2%	49	32
MAHONING #5	25	80	27	132	122	114.0%	10	5
MEIGS	188	178	0	366	150	84.3%	216	204
MONROE	0	30	0	30	23	76.7%	7	7
MONTGOMERY #1	6	172	65	243	236	99.6%	7	0
MONTGOMERY #2	9	144	55	208	205	103.0%	3	0
MORGAN	0	20	0	20	20	100.0%	0	0
MORROW	24	63	0	87	59	93.7%	28	3
MUSKINGUM	1	32	0	33	33	103.1%	0	0
NOBLE	0	37	0	37	37	100.0%	0	0
PAULDING	1	36	0	37	37	102.8%	0	0
PERRY	6	42	4	52	50	108.7%	2	0
PIKE	22	133	0	155	127	95.5%	28	22
PUTNAM	3	37	0	40	36	97.3%	4	0
SANDUSKY #1	6	37	5	48	44	104.8%	4	0
SANDUSKY #2	2	20	0	22	17	85.0%	5	0
TRUMBULL (C)	3	82	11	96	92	98.9%	4	0
TRUMBULL (E)	7	48	6	61	56	103.7%	5	0
TUSCARAWAS	23	34	0	57	39	114.7%	18	2
VINTON	3	31	0	34	31	100.0%	3	2
WARREN	9	179	23	211	205	101.5%	6	0
STATEWIDE	800	3,949	504	5,253	4,552	102.2%	701	321

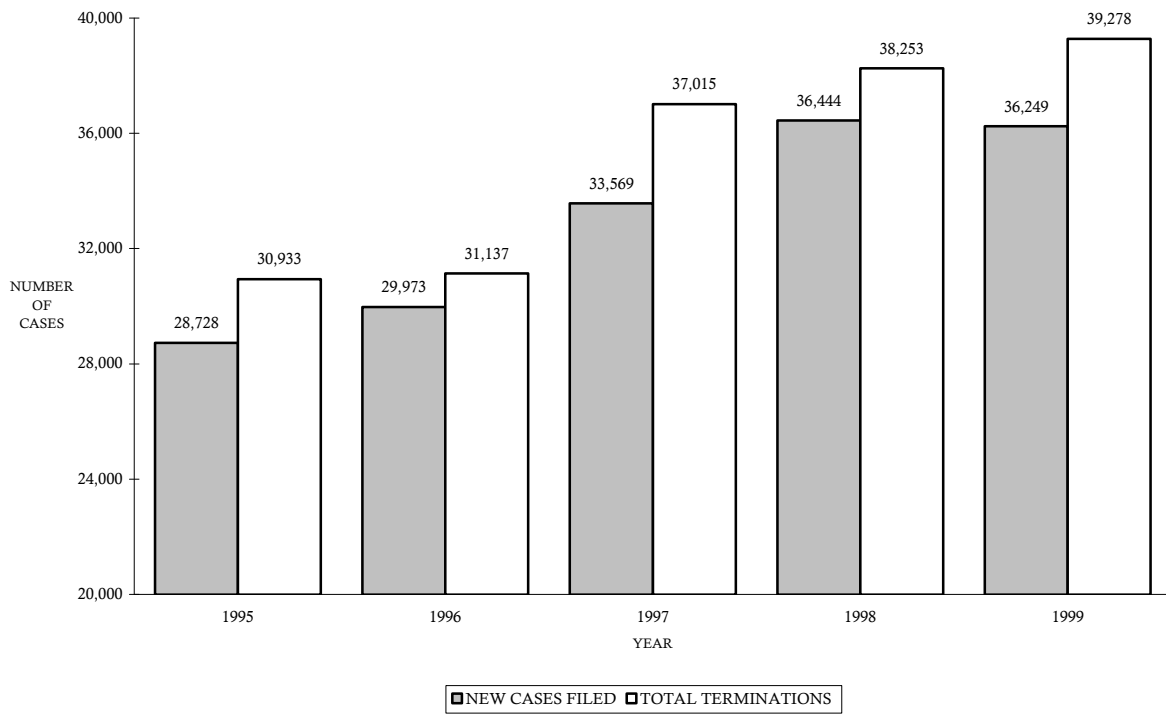
**COUNTY COURTS**  
**FELONY TERMINATIONS**  
1999

<i>COURT</i>	<i>PRELIMINARY HEARING BINDOVER</i>	<i>WAIVER PRELIMINARY HEARING</i>	<i>DISMISSAL: LACK OF SPEEDY TRIAL</i>	<i>OTHER DISMIS- SALS</i>	<i>UNAVAIL- ABILITY OF ACCUSED</i>	<i>BANKRUPTCY STAY/INTER- LOCUTORY APPEAL</i>	<i>OTHER TERMIN- ATIONS</i>	<i>TOTAL TERMIN- ATIONS</i>
ADAMS	21	23	0	37	2	0	2	85
ASHTABULA (E)	86	1	0	39	14	0	16	156
ASHTABULA (W)	23	36	0	34	11	0	0	104
BELMONT (E)	25	1	0	31	0	0	13	70
BELMONT (N)	57	35	0	52	30	0	0	174
BELMONT (W)	52	1	0	55	5	0	2	115
BROWN	114	0	0	42	3	0	26	185
BUTLER #1	62	61	0	41	26	0	1	191
BUTLER #2	73	7	0	74	17	0	2	173
BUTLER #3	117	26	0	47	121	0	3	314
CARROLL	25	0	0	50	5	0	0	80
COLUMBIANA (E)	30	0	0	18	5	0	0	53
COLUMBIANA (NW)	26	12	0	6	2	0	0	46
COLUMBIANA (SW)	53	1	0	25	4	0	0	83
DARKE	0	0	0	0	0	0	0	0
ERIE	9	34	0	11	3	0	0	57
FULTON (E)	10	1	0	13	2	0	0	26
FULTON (W)	3	0	0	27	5	0	0	35
HARRISON	13	9	0	17	2	0	0	41
HIGHLAND	21	0	0	3	4	0	3	31
HOLMES	26	1	0	17	0	0	5	49
JEFFERSON #1	32	0	1	1	8	0	0	42
JEFFERSON #2	37	0	0	5	7	0	1	50
JEFFERSON #3	29	0	0	8	0	3	0	40
MAHONING #2	25	67	0	172	85	0	3	352
MAHONING #3	34	2	0	34	14	0	0	84
MAHONING #4	201	1	1	70	16	0	8	297
MAHONING #5	59	0	0	47	12	0	4	122
MEIGS	15	1	0	134	0	0	0	150
MONROE	14	2	0	6	1	0	0	23
MONTGOMERY #1	16	71	0	93	56	0	0	236
MONTGOMERY #2	72	42	0	33	58	0	0	205
MORGAN	1	13	0	5	1	0	0	20
MORROW	37	0	0	21	0	0	1	59
MUSKINGUM	4	29	0	0	0	0	0	33
NOBLE	37	0	0	0	0	0	0	37
PAULDING	5	15	0	16	1	0	0	37
PERRY	9	1	2	29	6	0	3	50
PIKE	80	3	0	43	1	0	0	127
PUTNAM	20	0	0	14	2	0	0	36
SANDUSKY #1	23	0	0	9	9	0	3	44
SANDUSKY #2	12	0	0	5	0	0	0	17
TRUMBULL (C)	12	51	0	11	18	0	0	92
TRUMBULL (E)	21	22	0	5	8	0	0	56
TUSCARAWAS	38	0	0	0	1	0	0	39
VINTON	19	7	0	4	0	1	0	31
WARREN	16	155	0	9	25	0	0	205
STATEWIDE	1,714	731	4	1,413	590	4	96	4,552

COUNTY COURTS - FELONY CASES  
STATEWIDE NEW CASES FILED AND TOTAL TERMINATIONS COMPARISON  
1994 - 1998



**COUNTY COURTS - MISDEMEANOR CASES**  
**STATEWIDE NEW CASES FILED AND TOTAL TERMINATIONS COMPARISON**  
**1995 - 1999**



**COUNTY COURTS**  
**MISDEMEANOR OVERALL CASELOADS**  
**1999**

<u>COURT</u>	<u>CASES PENDING JANUARY 1</u>	<u>NEW FILINGS</u>	<u>REACTIVATIONS AND TRANSFERS</u>	<u>TOTAL CASES</u>	<u>TOTAL TERMIN- ATIONS</u>	<u>CLEARANCE RATE</u>	<u>CASES PENDING DECEMBER 31</u>	<u>CASES PENDING BEYOND TIME GUIDELINES</u>
ADAMS	89	630	56	775	671	97.8%	104	6
ASHTABULA (E)	41	521	43	605	524	92.9%	81	2
ASHTABULA (W)	110	588	0	698	638	108.5%	60	0
BELMONT (E)	385	767	32	1,184	650	81.4%	534	0
BELMONT (N)	180	1,383	8	1,571	1,384	99.5%	187	0
BELMONT (W)	132	909	65	1,106	1,007	103.4%	99	2
BROWN	303	1,405	88	1,796	1,416	94.8%	380	26
BUTLER #1	359	1,575	13	1,947	1,698	106.9%	249	0
BUTLER #2	331	834	11	1,176	809	95.7%	367	0
BUTLER #3	320	1,129	251	1,700	1,513	109.6%	187	7
CARROLL	142	747	23	912	771	100.1%	141	1
COLUMBIANA (E)	67	456	9	532	427	91.8%	105	0
COLUMBIANA (NW)	85	463	14	562	457	95.8%	105	0
COLUMBIANA (SW)	77	501	0	578	502	100.2%	76	0
DARKE	131	1,049	0	1,180	1,026	97.8%	154	0
ERIE	25	434	28	487	469	101.5%	18	0
FULTON (E)	61	530	0	591	497	93.8%	94	15
FULTON (W)	77	896	58	1,031	898	94.1%	133	0
HARRISON	68	567	12	647	566	97.8%	81	4
HIGHLAND	67	385	68	520	463	102.2%	57	0
HOLMES	95	356	0	451	373	104.8%	78	0
JEFFERSON #1	28	227	4	259	236	102.2%	23	4
JEFFERSON #2	32	332	6	370	328	97.0%	42	0
JEFFERSON #3	23	236	0	259	239	101.3%	20	10
MAHONING #2	230	1,424	236	1,890	1,664	100.2%	226	15
MAHONING #3	73	386	32	491	423	101.2%	68	7
MAHONING #4	451	1,255	297	2,003	1,735	111.8%	268	120
MAHONING #5	72	363	38	473	364	90.8%	109	16
MEIGS	638	951	0	1,589	816	85.8%	773	624
MONROE	23	293	0	316	274	93.5%	42	5
MONTGOMERY #1	459	3,636	1,007	5,102	4,616	99.4%	486	0
MONTGOMERY #2	202	2,088	371	2,661	2,410	98.0%	251	0
MORGAN	24	395	2	421	393	99.0%	28	0
MORROW	99	513	33	645	636	116.5%	9	8
MUSKINGUM	134	969	26	1,129	945	95.0%	184	8
NOBLE	24	252	0	276	261	103.6%	15	0
PAULDING	42	565	14	621	559	96.5%	62	0
PERRY	84	994	82	1,160	1,095	101.8%	65	1
PIKE	238	900	5	1,143	840	92.8%	303	139
PUTNAM	69	565	0	634	556	98.4%	78	0
SANDUSKY #1	76	409	11	496	403	96.0%	93	0
SANDUSKY #2	41	224	12	277	234	99.2%	43	0
TRUMBULL (C)	77	482	70	629	546	98.9%	83	0
TRUMBULL (E)	42	195	13	250	201	96.6%	49	3
TUSCARAWAS	237	986	0	1,223	1,058	107.3%	165	84
VINTON	51	332	2	385	362	108.4%	23	5
WARREN	192	1,152	290	1,634	1,325	91.9%	309	0
STATEWIDE	6,806	36,249	3,330	43,055	39,278	99.2%	3,777	1,112



**COUNTY COURTS  
MISDEMEANOR TERMINATIONS  
1999**

COURT	JURY TRIAL	COURT TRIAL	GUILTY/NO CONTEST TO ORIGINAL CHARGE		GUILTY/NO CONTEST TO REDUCED	DISMISSAL: LACK OF SPEEDY TRIAL	OTHER DISMISSALS	VIOLATIONS BUREAU	TRANS-FERRED OUT	UNAVAIL-ABILITY OF PARTY	BANKRUPTCY	
			JUDGE	MAGISTRATE							STAY / INTER-LOCUTORY APPEAL	OTHER TERMINATIONS
ADAMS	1	6	219	0	78	7	132	145	0	81	0	2
ASHTABULA (E)	8	2	257	0	61	1	84	58	0	51	0	2
ASHTABULA (W)	2	23	239	0	67	0	140	81	6	80	0	0
BELMONT (E)	0	17	192	0	18	0	302	0	42	0	0	79
BELMONT (N)	0	15	418	0	28	0	265	0	107	299	4	248
BELMONT (W)	7	25	280	0	58	1	367	177	0	84	1	7
BROWN	0	3	414	0	32	0	540	156	19	195	0	57
BUTLER #1	9	16	611	0	69	0	552	218	24	198	0	1
BUTLER #2	4	25	311	0	9	0	299	99	14	40	0	8
BUTLER #3	5	46	529	2	24	6	220	116	33	527	0	5
CARROLL	1	5	193	0	126	2	291	124	0	29	0	0
COLUMBIANA (E)	3	0	281	0	23	0	45	27	18	30	0	0
COLUMBIANA (NW)	0	8	252	0	57	3	70	32	15	20	0	0
COLUMBIANA (SW)	0	3	224	0	64	0	94	67	18	32	0	0
DARKE	0	160	620	0	52	0	149	11	0	34	0	0
ERIE	0	7	245	0	12	0	60	97	0	48	0	0
FULTON (E)	2	128	288	9	7	0	12	3	0	48	0	0
FULTON (W)	4	109	500	0	0	0	87	37	4	153	0	4
HARRISON	0	15	289	0	60	1	104	36	1	59	0	1
HIGHLAND	2	26	228	0	23	0	95	12	0	77	0	0
HOLMES	11	77	163	1	26	0	53	42	0	0	0	0
JEFFERSON #1	52	0	104	0	7	1	14	29	0	29	0	0
JEFFERSON #2	2	21	148	16	58	0	44	32	0	6	0	1
JEFFERSON #3	16	0	178	0	10	3	19	10	0	2	1	0
MAHONING #2	3	4	756	1	184	0	284	27	2	363	0	40
MAHONING #3	1	118	86	9	3	0	94	47	0	64	0	1
MAHONING #4	3	0	696	0	93	39	439	94	196	166	0	9
MAHONING #5	0	0	134	0	65	0	65	5	0	84	0	11
MEIGS	3	6	540	0	27	0	236	3	0	0	0	1
MONROE	5	41	133	0	5	0	24	66	0	0	0	0
MONTGOMERY #1	5	42	1,449	0	912	4	956	92	3	1,144	0	9
MONTGOMERY #2	4	36	953	0	504	1	389	96	8	355	0	64
MORGAN	1	8	140	0	43	1	44	111	0	44	0	1
MORROW	3	13	331	0	42	1	146	36	0	64	0	0
MUSKINGUM	0	27	628	0	2	24	34	174	6	43	0	7
NOBLE	0	0	175	0	0	2	3	81	0	0	0	0
PAULDING	2	6	301	0	56	0	81	36	0	77	0	0
PERRY	4	19	500	0	103	2	137	143	1	119	0	67
PIKE	2	0	389	0	64	9	355	0	0	21	0	0
PUTNAM	2	4	312	0	63	7	109	52	0	6	0	1
SANDUSKY #1	4	3	204	0	49	0	43	67	2	29	1	1
SANDUSKY #2	2	1	129	0	18	4	42	21	0	17	0	0
TRUMBULL (C)	4	12	209	0	32	0	72	111	1	105	0	0
TRUMBULL (E)	1	14	118	0	15	0	21	12	0	20	0	0
TUSCARAWAS	3	20	408	117	84	18	201	112	0	95	0	0
VINTON	1	0	101	0	1	4	22	221	0	12	0	0
WARREN	1	192	528	0	67	0	191	64	0	269	0	13
STATEWIDE	183	1,303	16,403	155	3,401	141	8,026	3,280	520	5,219	7	640

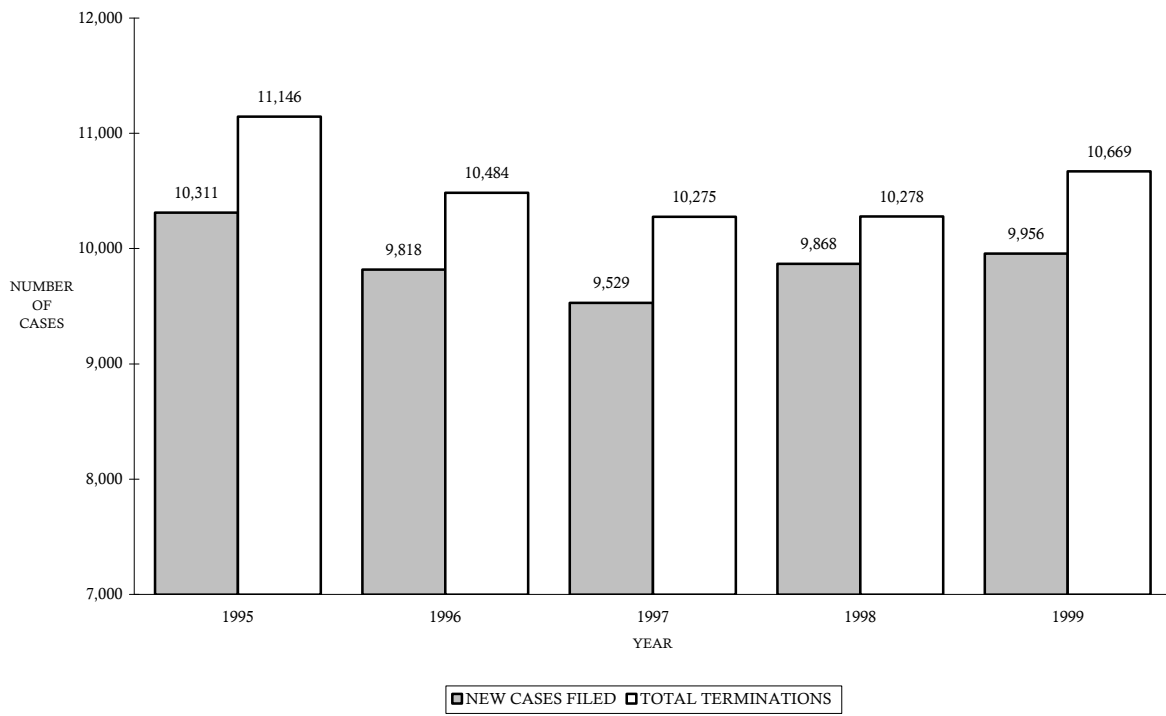
**COUNTY COURTS**  
**O.M.V.I. OVERALL CASELOADS**  
**1999**

<u>COURT</u>	<u>CASES</u>	<u>NEW</u>	<u>REACTIVATIONS</u>	<u>TOTAL</u>	<u>TOTAL</u>	<u>CLEARANCE</u>	<u>CASES</u>	<u>CASES PENDING</u>
	<u>PENDING</u>		<u>AND</u>		<u>TERMIN-</u>		<u>PENDING</u>	<u>BEYOND TIME</u>
	<u>JANUARY 1</u>	<u>FILINGS</u>	<u>TRANSFERS</u>	<u>CASES</u>	<u>ATIONS</u>	<u>RATE</u>	<u>DECEMBER 31</u>	<u>GUIDELINES</u>
ADAMS	35	211	10	256	218	98.6%	38	0
ASHTABULA (E)	20	191	19	230	194	92.4%	36	19
ASHTABULA (W)	46	345	0	391	340	98.6%	51	0
BELMONT (E)	129	270	12	411	274	97.2%	137	0
BELMONT (N)	28	257	6	291	274	104.2%	17	0
BELMONT (W)	18	212	2	232	220	102.8%	12	3
BROWN	143	383	23	549	416	102.5%	133	28
BUTLER #1	26	204	7	237	207	98.1%	30	0
BUTLER #2	108	253	4	365	279	108.6%	86	0
BUTLER #3	40	242	13	295	261	102.4%	34	1
CARROLL	40	243	3	286	244	99.2%	42	1
COLUMBIANA (E)	44	216	2	262	213	97.7%	49	0
COLUMBIANA (NW)	38	210	5	253	198	92.1%	55	0
COLUMBIANA (SW)	41	232	0	273	232	100.0%	41	0
DARKE	51	288	0	339	294	102.1%	45	4
ERIE	23	159	8	190	169	101.2%	21	1
FULTON (E)	14	153	0	167	126	82.4%	41	1
FULTON (W)	9	125	1	135	129	102.4%	6	0
HARRISON	25	137	1	163	145	105.1%	18	1
HIGHLAND	8	74	1	83	67	89.3%	16	0
HOLMES	26	103	0	129	113	109.7%	16	0
JEFFERSON #1	53	266	10	329	267	96.7%	62	1
JEFFERSON #2	24	141	3	168	149	103.5%	19	0
JEFFERSON #3	10	151	0	161	137	90.7%	24	6
MAHONING #2	114	228	19	361	267	108.1%	94	37
MAHONING #3	31	122	5	158	138	108.7%	20	4
MAHONING #4	401	573	272	1,246	1,015	120.1%	231	124
MAHONING #5	77	145	10	232	161	103.9%	71	26
MEIGS	64	240	0	304	219	91.3%	85	99
MONROE	9	48	0	57	50	104.2%	7	1
MONTGOMERY #1	26	204	26	256	221	96.1%	35	0
MONTGOMERY #2	56	301	17	374	333	104.7%	41	0
MORGAN	13	124	2	139	125	99.2%	14	0
MORROW	107	241	10	358	280	111.6%	78	5
MUSKINGUM	63	413	12	488	413	97.2%	75	3
NOBLE	5	50	0	55	48	96.0%	7	0
PAULDING	24	168	2	194	176	103.5%	18	0
PERRY	28	275	15	318	271	93.4%	47	2
PIKE	84	319	0	403	298	93.4%	105	62
PUTNAM	31	188	0	219	195	103.7%	24	0
SANDUSKY #1	21	155	0	176	143	92.3%	33	0
SANDUSKY #2	17	99	1	117	103	103.0%	14	0
TRUMBULL (C)	30	117	7	154	123	99.2%	31	0
TRUMBULL (E)	28	99	4	131	103	100.0%	28	0
TUSCARAWAS	199	316	0	515	269	85.1%	246	23
VINTON	13	93	0	106	90	96.8%	16	8
WARREN	115	372	78	565	462	102.7%	103	0
STATEWIDE	2,555	9,956	610	12,511	10,669	101.0%	1,842	460

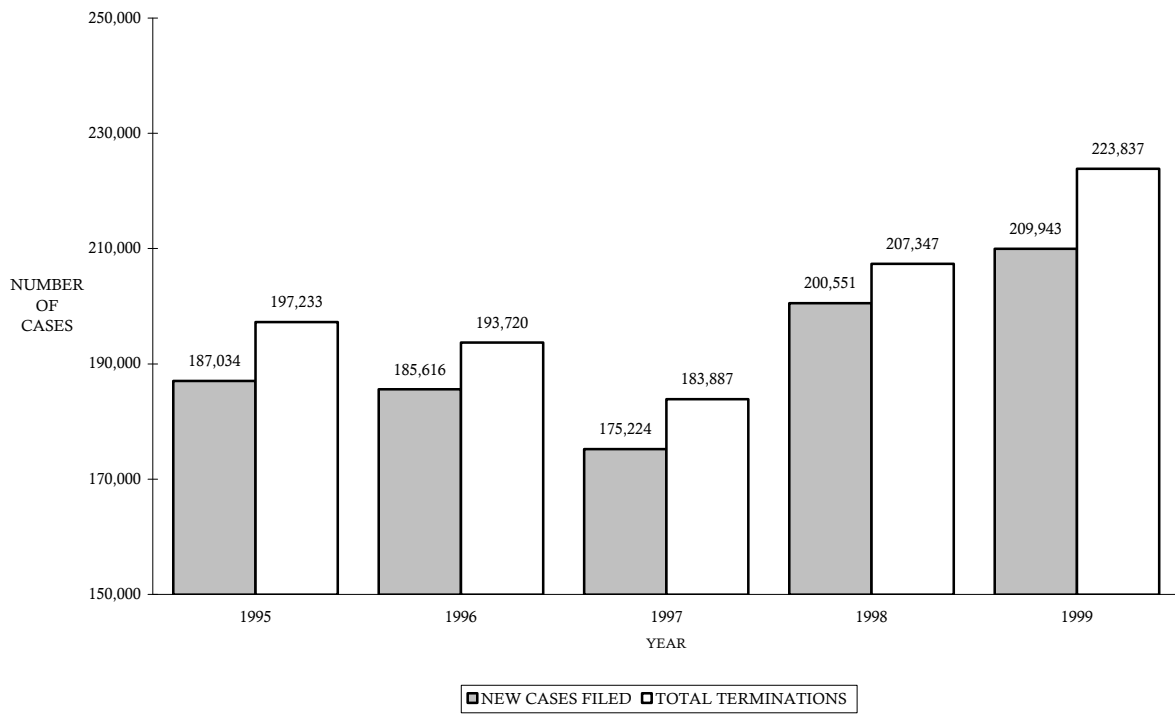
**COUNTY COURTS**  
**O.M.V.I. TERMINATIONS**  
**1999**

COURT	JURY TRIAL	COURT TRIAL	GUILTY/NO CONTEST TO ORIGINAL CHARGE		GUILTY/NO CONTEST TO REDUCED	DISMISSAL: LACK OF SPEEDY TRIAL	OTHER DISMISSALS	TRANSFERRED OUT	UNAVAILABILITY OF PARTY	BANKRUPTCY		TOTAL TERMINATIONS
			JUDGE	REFEREE						STAY/INTER-LOCUTORY APPEAL	OTHER TERMINATIONS	
ADAMS	2	0	138	0	55	0	4	0	17	0	2	218
ASHTABULA (E)	0	0	151	0	20	3	8	0	11	0	1	194
ASHTABULA (W)	1	0	268	0	45	0	7	0	19	0	0	340
BELMONT (E)	0	7	122	0	46	0	35	1	0	0	63	274
BELMONT (N)	1	21	146	0	55	0	26	19	4	0	2	274
BELMONT (W)	2	7	124	0	44	1	20	0	14	1	7	220
BROWN	0	0	214	0	89	0	35	5	18	0	55	416
BUTLER #1	1	0	173	0	11	0	3	2	16	0	1	207
BUTLER #2	0	4	239	0	7	0	5	3	19	0	2	279
BUTLER #3	1	12	199	0	9	0	5	10	25	0	0	261
CARROLL	0	0	170	0	47	0	22	0	5	0	0	244
COLUMBIANA (E)	0	0	169	0	26	0	4	8	6	0	0	213
COLUMBIANA (NW)	0	1	146	0	32	0	6	9	4	0	0	198
COLUMBIANA (SW)	0	0	128	0	75	0	14	12	3	0	0	232
DARKE	0	55	166	0	54	0	12	0	7	0	0	294
ERIE	3	0	149	0	3	0	4	0	10	0	0	169
FULTON (E)	4	80	25	1	1	0	1	0	11	0	3	126
FULTON (W)	0	52	48	0	0	0	26	0	3	0	0	129
HARRISON	0	0	50	0	82	1	8	0	4	0	0	145
HIGHLAND	1	2	58	0	3	0	1	0	2	0	0	67
HOLMES	4	42	62	0	1	0	4	0	0	0	0	113
JEFFERSON #1	110	0	109	0	17	2	6	2	21	0	0	267
JEFFERSON #2	0	21	87	0	30	0	6	3	1	1	0	149
JEFFERSON #3	11	0	92	0	22	7	5	0	0	0	0	137
MAHONING #2	0	2	145	0	89	0	13	0	17	0	1	267
MAHONING #3	0	94	17	6	6	0	8	0	7	0	0	138
MAHONING #4	2	0	547	0	129	56	47	178	52	0	4	1,015
MAHONING #5	0	0	109	0	33	0	1	0	13	0	5	161
MEIGS	2	0	162	0	25	0	18	12	0	0	0	219
MONROE	0	26	17	0	2	0	5	0	0	0	0	50
MONTGOMERY #1	1	0	99	0	83	0	8	0	28	0	2	221
MONTGOMERY #2	0	2	194	0	94	0	13	0	23	0	7	333
MORGAN	1	0	60	0	18	0	34	9	3	0	0	125
MORROW	2	0	185	0	41	1	28	0	23	0	0	280
MUSKINGUM	1	9	364	0	1	7	8	8	12	0	3	413
NOBLE	0	0	47	0	0	1	0	0	0	0	0	48
PAULDING	0	0	85	0	79	0	4	0	7	0	1	176
PERRY	2	2	190	0	42	0	18	1	15	0	1	271
PIKE	3	0	185	0	49	0	55	0	6	0	0	298
PUTNAM	0	0	95	0	85	2	13	0	0	0	0	195
SANDUSKY #1	0	0	115	0	24	0	3	0	0	0	1	143
SANDUSKY #2	0	0	77	0	18	0	6	0	2	0	0	103
TRUMBULL (C)	0	5	75	0	28	0	7	0	8	0	0	123
TRUMBULL (E)	0	1	70	0	22	1	8	0	1	0	0	103
TUSCARAWAS	0	0	234	0	18	2	6	0	9	0	0	269
VINTON	1	0	82	0	2	1	2	0	2	0	0	90
WARREN	0	140	155	0	78	0	11	18	58	0	2	462
STATEWIDE	156	585	6,542	7	1,740	85	583	300	506	2	163	10,669

**COUNTY COURTS - O.M.V.I. CASES**  
**STATEWIDE NEW CASES FILED AND TOTAL TERMINATIONS COMPARISON**  
**1995 - 1999**



**COUNTY COURTS - OTHER TRAFFIC CASES**  
**STATEWIDE NEW CASES FILED AND TOTAL TERMINATIONS COMPARISON**  
**1995 - 1999**



**COUNTY COURTS**  
**OTHER TRAFFIC OVERALL CASELOADS**  
**1999**

<i>COURT</i>	<i>CASES PENDING JANUARY 1</i>	<i>NEW FILINGS</i>	<i>REACTIVATIONS AND TRANSFERS</i>	<i>TOTAL CASES</i>	<i>TOTAL TERMIN- ATIONS</i>	<i>CLEARANCE RATE</i>	<i>CASES PENDING DECEMBER 31</i>	<i>CASES PENDING BEYOND TIME GUIDELINES</i>
ADAMS	138	3,986	87	4,211	3,962	97.3%	249	6
ASHTABULA (E)	92	5,893	435	6,420	6,297	99.5%	123	0
ASHTABULA (W)	206	4,443	0	4,649	4,520	101.7%	129	1
BELMONT (E)	921	4,273	37	5,231	3,802	88.2%	1,429	0
BELMONT (N)	146	1,720	3	1,869	1,716	99.6%	153	0
BELMONT (W)	587	5,316	16	5,919	5,136	96.3%	783	0
BROWN	161	7,525	302	7,988	7,614	97.3%	374	16
BUTLER #1	209	3,794	21	4,024	3,737	98.0%	287	0
BUTLER #2	949	6,454	50	7,453	6,560	100.9%	893	0
BUTLER #3	226	4,664	229	5,119	4,795	98.0%	324	2
CARROLL	88	2,796	7	2,891	2,775	99.0%	116	0
COLUMBIANA (E)	328	3,495	45	3,868	3,514	99.3%	354	0
COLUMBIANA (NW)	167	2,918	32	3,117	2,937	99.6%	180	0
COLUMBIANA (SW)	179	2,345	0	2,524	2,391	102.0%	133	0
DARKE	111	4,630	0	4,741	4,589	99.1%	152	1
ERIE	405	8,419	768	9,592	9,215	100.3%	377	0
FULTON (E)	351	6,365	0	6,716	6,216	97.7%	500	0
FULTON (W)	369	6,479	309	7,157	6,702	98.7%	455	0
HARRISON	83	3,110	1	3,194	3,071	98.7%	123	3
HIGHLAND	18	211	4	233	216	100.5%	17	0
HOLMES	115	2,328	0	2,443	2,273	97.6%	170	0
JEFFERSON #1	67	3,813	12	3,892	3,788	99.0%	104	3
JEFFERSON #2	48	1,670	28	1,746	1,669	98.3%	77	0
JEFFERSON #3	84	1,282	1	1,367	1,229	95.8%	138	55
MAHONING #2	435	6,726	134	7,295	6,728	98.1%	567	57
MAHONING #3	88	2,306	101	2,495	2,386	99.1%	109	9
MAHONING #4	2,356	11,938	981	15,275	13,041	100.9%	2,234	1,470
MAHONING #5	397	7,712	445	8,554	8,128	99.6%	426	17
MEIGS	575	1,989	0	2,564	1,836	92.3%	728	506
MONROE	8	1,665	5	1,678	1,521	91.1%	157	0
MONTGOMERY #1	402	8,677	963	10,042	9,517	98.7%	525	0
MONTGOMERY #2	286	6,821	476	7,583	7,312	100.2%	271	0
MORGAN	7	949	3	959	946	99.4%	13	0
MORROW	236	9,850	1,040	11,126	11,043	101.4%	83	8
MUSKINGUM	463	10,617	17	11,097	10,563	99.3%	534	6
NOBLE	7	1,255	0	1,262	1,259	100.3%	3	0
PAULDING	97	2,585	9	2,691	2,619	101.0%	72	0
PERRY	89	3,348	175	3,612	3,483	98.9%	129	0
PIKE	498	3,806	1	4,305	3,699	97.2%	606	335
PUTNAM	101	3,167	0	3,268	3,144	99.3%	124	0
SANDUSKY #1	537	8,303	344	9,184	8,743	101.1%	441	0
SANDUSKY #2	264	4,750	326	5,340	5,124	100.9%	216	0
TRUMBULL (C)	131	2,067	78	2,276	2,168	101.1%	108	0
TRUMBULL (E)	88	970	31	1,089	1,001	100.0%	88	2
TUSCARAWAS	364	3,183	0	3,547	3,419	107.4%	128	0
VINTON	97	1,601	2	1,700	1,582	98.7%	118	5
WARREN	320	7,729	1,057	9,106	8,937	101.7%	169	0
STATEWIDE	13,894	209,943	8,575	223,837	216,923	99.3%	6,914	2,502

47

**COUNTY COURTS  
OTHER TRAFFIC TERMINATIONS  
1999**

COURT	JURY TRIAL	COURT TRIAL	GUILTY/NO CONTEST TO ORIGINAL CHARGE		GUILTY/NO CONTEST TO REDUCED	DISMISSAL: LACK OF SPEEDY TRIAL	OTHER DISMISSALS	VIOLATIONS BUREAU	TRANSFERRED OUT	UNAVAILABILITY OF PARTY	BANKRUPTCY	OTHER TERMINATIONS
			JUDGE	MAGISTRATE							STAY / INTER-LOCUTORY APPEAL	
ADAMS	0	5	429	0	50	6	56	3,290	0	123	0	3
ASHTABULA (E)	1	27	530	0	81	2	98	5,102	0	441	0	15
ASHTABULA (W)	0	3	656	0	63	0	56	3,503	0	239	0	0
BELMONT (E)	0	31	210	0	81	0	254	30	0	0	0	3,196
BELMONT (N)	0	37	409	0	37	1	26	412	0	81	0	713
BELMONT (W)	1	26	286	0	13	2	60	4,142	0	601	0	5
BROWN	0	0	525	0	66	0	107	6,528	12	314	0	62
BUTLER #1	1	27	861	1	44	1	125	2,436	6	235	0	0
BUTLER #2	3	13	1,352	1	3	0	99	4,500	16	568	0	5
BUTLER #3	1	36	1,058	2	22	3	50	3,056	11	556	0	0
CARROLL	0	15	563	0	81	0	56	2,038	0	22	0	0
COLUMBIANA (E)	2	7	528	0	23	0	48	2,761	11	134	0	0
COLUMBIANA (NW)	2	12	538	0	22	1	42	2,272	10	38	0	0
COLUMBIANA (SW)	1	9	308	0	24	0	40	1,899	14	96	0	0
DARKE	0	79	855	2	30	0	33	3,427	0	163	0	0
ERIE	1	16	557	0	3	0	30	7,617	0	991	0	0
FULTON (E)	3	218	745	10	6	0	8	4,353	0	873	0	0
FULTON (W)	1	68	251	0	1	1	90	5,800	3	424	0	63
HARRISON	0	10	177	0	33	1	38	2,670	0	140	0	2
HIGHLAND	0	8	87	0	1	0	10	102	0	8	0	0
HOLMES	2	48	330	1	9	0	11	1,872	0	0	0	0
JEFFERSON #1	54	2	677	0	9	6	65	2,879	0	96	0	0
JEFFERSON #2	0	13	242	7	16	0	20	1,370	0	1	0	0
JEFFERSON #3	12	0	254	0	16	8	6	927	0	0	6	0
MAHONING #2	0	17	1,625	33	392	0	166	3,666	1	226	0	602
MAHONING #3	1	177	444	7	2	0	36	1,580	3	50	0	86
MAHONING #4	21	0	1,956	0	562	88	292	8,324	410	266	0	1,122
MAHONING #5	0	0	1,071	0	216	0	83	6,206	0	534	0	18
MEIGS	0	6	526	0	31	0	75	1,198	0	0	0	0
MONROE	0	79	215	0	1	1	7	1,211	5	2	0	0
MONTGOMERY #1	2	42	4,187	0	372	9	488	3,143	6	1,251	0	17
MONTGOMERY #2	4	13	2,393	0	557	0	240	3,435	5	651	0	14
MORGAN	3	5	156	0	17	1	22	670	0	72	0	0
MORROW	1	24	333	0	191	2	64	9,081	0	1,347	0	0
MUSKINGUM	0	41	770	0	0	16	22	9,658	6	29	0	21
NOBLE	0	0	126	0	0	1	195	937	0	0	0	0
PAULDING	1	16	302	0	17	1	20	2,137	0	124	0	1
PERRY	0	23	402	0	22	7	47	2,718	1	255	0	8
PIKE	8	0	1,042	0	23	3	145	2,472	1	5	0	0
PUTNAM	0	5	540	2	37	15	184	2,330	0	2	0	29
SANDUSKY #1	1	12	550	0	95	1	80	7,130	1	738	0	135
SANDUSKY #2	0	11	302	0	79	1	55	4,143	0	532	0	1
TRUMBULL (C)	3	3	423	0	13	2	41	1,529	0	154	0	0
TRUMBULL (E)	1	7	482	0	10	2	18	428	0	53	0	0
TUSCARAWAS	0	0	638	1	23	6	35	2,290	0	143	0	283
VINTON	1	2	288	0	5	2	29	1,199	0	56	0	0
WARREN	0	147	5,703	0	89	0	84	1,470	111	1,151	0	182
STATEWIDE	132	1,340	36,902	67	3,488	190	3,856	149,941	633	13,785	6	6,583

**COUNTY COURTS**  
**PERSONAL INJURY AND PROPERTY DAMAGE OVERALL CASELOADS**  
**1999**

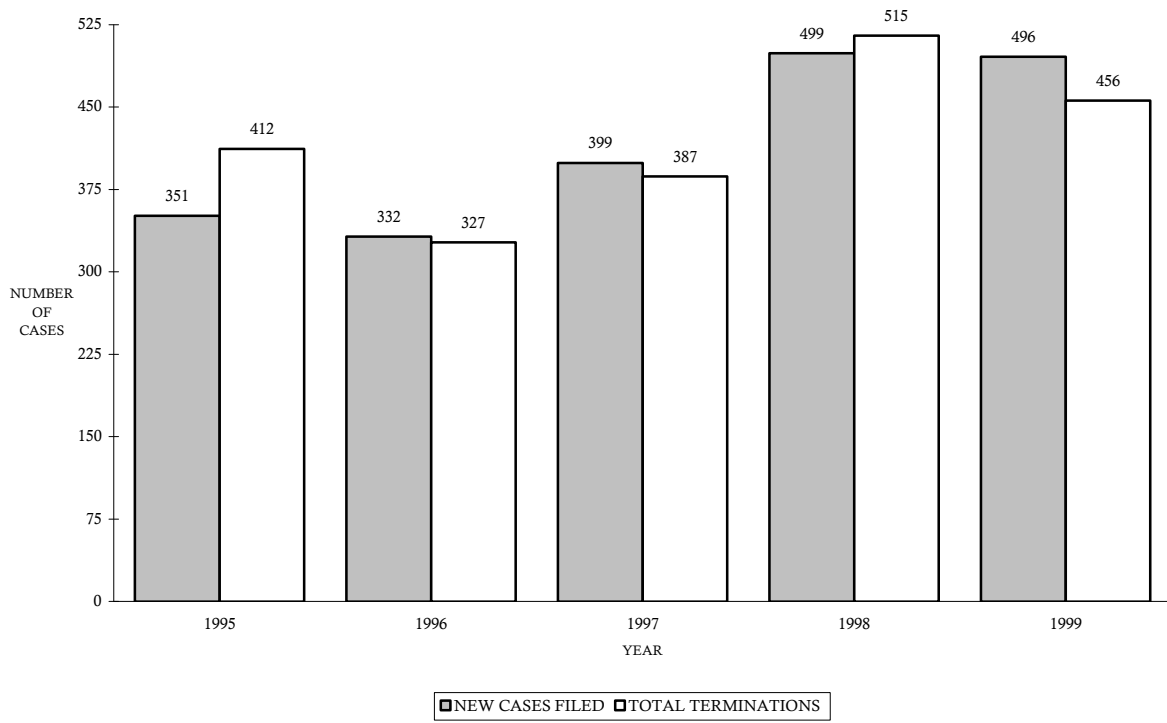
<i>COURT</i>	<i>CASES PENDING JANUARY 1</i>	<i>NEW FILINGS</i>	<i>REACTIVATIONS AND TRANSFERS</i>	<i>TOTAL CASES</i>	<i>TOTAL TERMIN- ATIONS</i>	<i>CLEARANCE RATE</i>	<i>CASES PENDING DECEMBER 31</i>	<i>CASES PENDING BEYOND TIME GUIDELINES</i>
ADAMS	4	16	0	20	17	106.3%	3	0
ASHTABULA (E)	28	10	0	38	9	90.0%	29	0
ASHTABULA (W)	0	0	0	0	0	-	0	0
BELMONT (E)	9	6	1	16	6	85.7%	10	0
BELMONT (N)	6	15	1	22	17	106.3%	5	0
BELMONT (W)	1	28	0	29	19	67.9%	10	0
BROWN	10	17	0	27	17	100.0%	10	0
BUTLER #1	2	0	0	2	1	-	1	0
BUTLER #2	7	7	0	14	8	114.3%	6	0
BUTLER #3	7	27	3	37	21	70.0%	16	0
CARROLL	0	0	0	0	0	-	0	0
COLUMBIANA (E)	4	10	0	14	8	80.0%	6	0
COLUMBIANA (NW)	5	14	0	19	14	100.0%	5	0
COLUMBIANA (SW)	1	12	0	13	8	66.7%	5	0
DARKE	10	24	0	34	24	100.0%	10	0
ERIE	3	12	0	15	10	83.3%	5	0
FULTON (E)	0	0	0	0	0	-	0	0
FULTON (W)	0	0	0	0	0	-	0	0
HARRISON	0	9	0	9	6	66.7%	3	0
HIGHLAND	2	4	0	6	4	100.0%	2	0
HOLMES	0	0	0	0	0	-	0	0
JEFFERSON #1	0	0	0	0	0	-	0	0
JEFFERSON #2	0	0	0	0	0	-	0	0
JEFFERSON #3	0	0	0	0	0	-	0	0
MAHONING #2	14	37	1	52	29	76.3%	23	0
MAHONING #3	0	1	0	1	0	0.0%	1	0
MAHONING #4	16	32	5	53	35	94.6%	18	2
MAHONING #5	2	9	1	12	9	90.0%	3	0
MEIGS	5	15	0	20	7	46.7%	13	4
MONROE	0	0	0	0	0	-	0	0
MONTGOMERY #1	17	29	1	47	28	93.3%	19	0
MONTGOMERY #2	22	53	20	95	73	100.0%	22	0
MORGAN	3	3	0	6	5	166.7%	1	0
MORROW	0	0	0	0	0	-	0	0
MUSKINGUM	0	0	0	0	0	-	0	0
NOBLE	0	2	0	2	2	100.0%	0	0
PAULDING	0	0	0	0	0	-	0	0
PERRY	1	22	0	23	19	86.4%	4	0
PIKE	15	23	0	38	19	82.6%	19	3
PUTNAM	0	0	0	0	0	-	0	0
SANDUSKY #1	3	7	0	10	6	85.7%	4	0
SANDUSKY #2	2	7	0	9	3	42.9%	6	0
TRUMBULL (C)	2	9	0	11	5	55.6%	6	0
TRUMBULL (E)	1	3	0	4	1	33.3%	3	0
TUSCARAWAS	4	14	0	18	10	71.4%	8	0
VINTON	0	0	0	0	0	-	0	0
WARREN	10	19	0	29	16	84.2%	13	0
STATEWIDE	216	496	33	712	456	86.2%	256	9



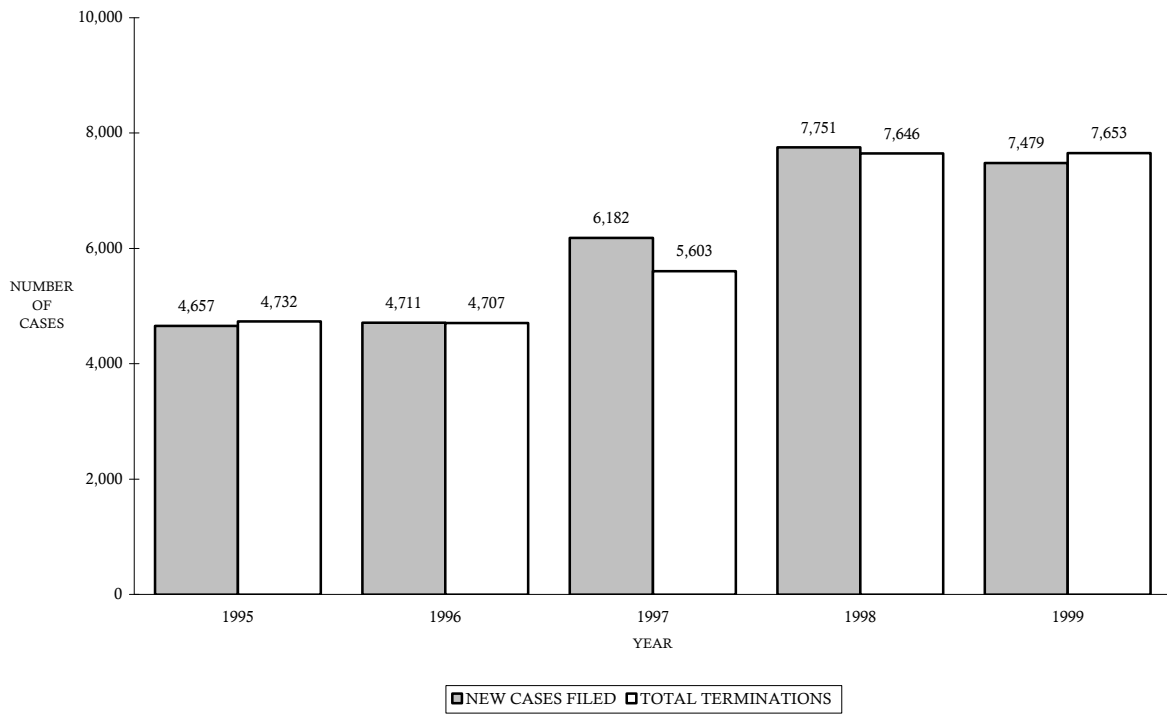
**COUNTY COURTS**  
**PERSONAL INJURY AND PROPERTY DAMAGE TERMINATIONS**  
**1999**

COURT	JURY TRIAL	COURT TRIAL	DISMISSALS					TRANS-FERRED OUT	PRIVATE JUDGE REFERRAL	UNVAVAIL-ABILITY OF PARTY	BANKRUPTCY STAY / INTER-LOCUTORY APPEAL	OTHER TERMIN-ATIONS	TOTAL TERMIN-ATIONS
			DEFAULT HEARING BY JUDGE	DEFAULT HEARING BY MAGISTRATE	FOR WANT OF PROS-ECUTION	OTHER DISMIS-SALS							
ADAMS	0	0	13	0	0	4	0	0	0	0	0	17	
ASHTABULA (E)	0	1	7	0	0	1	0	0	0	0	0	9	
ASHTABULA (W)	0	0	0	0	0	0	0	0	0	0	0	0	
BELMONT (E)	0	1	0	0	0	5	0	0	0	0	0	6	
BELMONT (N)	0	1	9	0	0	3	4	0	0	0	0	17	
BELMONT (W)	0	0	10	0	0	9	0	0	0	0	0	19	
BROWN	0	0	11	0	0	6	0	0	0	0	0	17	
BUTLER #1	0	0	0	0	1	0	0	0	0	0	0	1	
BUTLER #2	0	0	7	0	0	1	0	0	0	0	0	8	
BUTLER #3	0	0	9	4	4	3	0	0	0	0	1	21	
CARROLL	0	0	0	0	0	0	0	0	0	0	0	0	
COLUMBIANA (E)	0	0	7	0	0	0	0	0	1	0	0	8	
COLUMBIANA (NW)	0	0	7	0	0	6	1	0	0	0	0	14	
COLUMBIANA (SW)	0	0	5	0	0	2	1	0	0	0	0	8	
DARKE	0	1	17	0	0	5	0	0	0	0	1	24	
ERIE	0	0	3	0	0	7	0	0	0	0	0	10	
FULTON (E)	0	0	0	0	0	0	0	0	0	0	0	0	
FULTON (W)	0	0	0	0	0	0	0	0	0	0	0	0	
HARRISON	0	0	2	0	0	3	0	0	0	1	0	6	
HIGHLAND	0	0	4	0	0	0	0	0	0	0	0	4	
HOLMES	0	0	0	0	0	0	0	0	0	0	0	0	
JEFFERSON #1	0	0	0	0	0	0	0	0	0	0	0	0	
JEFFERSON #2	0	0	0	0	0	0	0	0	0	0	0	0	
JEFFERSON #3	0	0	0	0	0	0	0	0	0	0	0	0	
MAHONING #2	0	2	16	0	0	10	0	0	0	1	0	29	
MAHONING #3	0	0	0	0	0	0	0	0	0	0	0	0	
MAHONING #4	0	1	13	0	1	15	2	0	0	2	1	35	
MAHONING #5	0	0	5	0	0	4	0	0	0	0	0	9	
MEIGS	0	0	1	0	0	6	0	0	0	0	0	7	
MONROE	0	0	0	0	0	0	0	0	0	0	0	0	
MONTGOMERY #1	0	0	17	0	0	9	0	0	0	0	2	28	
MONTGOMERY #2	0	5	34	0	0	15	0	0	0	0	19	73	
MORGAN	0	0	2	0	0	2	0	0	0	1	0	5	
MORROW	0	0	0	0	0	0	0	0	0	0	0	0	
MUSKINGUM	0	0	0	0	0	0	0	0	0	0	0	0	
NOBLE	0	0	0	0	2	0	0	0	0	0	0	2	
PAULDING	0	0	0	0	0	0	0	0	0	0	0	0	
PERRY	0	0	12	0	1	5	0	0	1	0	0	19	
PIKE	0	0	10	0	0	9	0	0	0	0	0	19	
PUTNAM	0	0	0	0	0	0	0	0	0	0	0	0	
SANDUSKY #1	0	0	5	0	0	1	0	0	0	0	0	6	
SANDUSKY #2	0	0	1	0	0	2	0	0	0	0	0	3	
TRUMBULL (C)	0	2	1	0	0	2	0	0	0	0	0	5	
TRUMBULL (E)	0	0	1	0	0	0	0	0	0	0	0	1	
TUSCARAWAS	0	1	9	0	0	0	0	0	0	0	0	10	
VINTON	0	0	0	0	0	0	0	0	0	0	0	0	
WARREN	0	2	8	0	0	6	0	0	0	0	0	16	
STATEWIDE	0	17	246	4	9	141	8	0	2	5	24	456	

COUNTY COURTS - PERSONAL INJURY and PROPERTY DAMAGE CASES  
STATEWIDE NEW CASES FILED AND TOTAL TERMINATIONS COMPARISON  
1994 - 1998



**COUNTY COURTS - CONTRACTS CASES**  
**STATEWIDE NEW CASES FILED AND TOTAL TERMINATIONS COMPARISON**  
**1994 - 1998**



**COUNTY COURTS**  
**CONTRACTS OVERALL CASELOADS**  
1999

<i>COURT</i>	<i>CASES PENDING JANUARY 1</i>	<i>NEW FILINGS</i>	<i>REACTIVATIONS AND TRANSFERS</i>	<i>TOTAL CASES</i>	<i>TOTAL TERMIN- ATIONS</i>	<i>CLEARANCE RATE</i>	<i>CASES PENDING DECEMBER 31</i>	<i>CASES PENDING BEYOND TIME GUIDELINES</i>
ADAMS	41	185	1	227	177	95.2%	50	0
ASHTABULA (E)	53	153	5	211	162	102.5%	49	0
ASHTABULA (W)	124	258	1	383	303	117.0%	80	0
BELMONT (E)	81	68	18	167	41	47.7%	126	0
BELMONT (N)	43	109	3	155	135	120.5%	20	1
BELMONT (W)	39	109	0	148	110	100.9%	38	3
BROWN	6	47	2	55	26	53.1%	29	2
BUTLER #1	36	117	4	157	121	100.0%	36	0
BUTLER #2	82	134	0	216	109	81.3%	107	0
BUTLER #3	124	251	26	401	258	93.1%	143	33
CARROLL	1	1	0	2	1	100.0%	1	0
COLUMBIANA (E)	48	178	4	230	184	101.1%	46	0
COLUMBIANA (NW)	254	731	2	987	695	94.8%	292	0
COLUMBIANA (SW)	39	173	0	212	174	100.6%	38	0
DARKE	125	827	1	953	782	94.4%	171	4
ERIE	6	15	0	21	15	100.0%	6	0
FULTON (E)	0	0	0	0	0	-	0	0
FULTON (W)	0	0	0	0	0	-	0	0
HARRISON	18	86	0	104	83	96.5%	21	0
HIGHLAND	21	41	1	63	51	121.4%	12	0
HOLMES	29	105	0	134	90	85.7%	44	0
JEFFERSON #1	12	86	1	99	67	77.0%	32	1
JEFFERSON #2	26	107	0	133	92	86.0%	41	0
JEFFERSON #3	20	52	1	73	46	86.8%	27	3
MAHONING #2	124	329	6	459	365	109.0%	94	6
MAHONING #3	24	87	1	112	81	92.0%	31	23
MAHONING #4	181	301	78	560	408	107.7%	152	75
MAHONING #5	45	116	3	164	129	108.4%	35	13
MEIGS	57	94	0	151	88	93.6%	63	29
MONROE	0	0	0	0	0	-	0	0
MONTGOMERY #1	132	502	8	642	491	96.3%	151	0
MONTGOMERY #2	93	393	82	568	471	99.2%	97	0
MORGAN	15	68	0	83	64	94.1%	19	0
MORROW	46	171	0	217	170	99.4%	47	0
MUSKINGUM	109	301	0	410	320	106.3%	90	0
NOBLE	7	21	0	28	27	128.6%	1	0
PAULDING	0	1	0	1	1	100.0%	0	0
PERRY	49	289	1	339	273	94.1%	66	0
PIKE	89	206	0	295	157	76.2%	138	46
PUTNAM	57	189	0	246	189	100.0%	57	0
SANDUSKY #1	20	102	0	122	103	101.0%	19	0
SANDUSKY #2	22	70	2	94	75	104.2%	19	0
TRUMBULL (C)	23	82	5	110	80	92.0%	30	0
TRUMBULL (E)	23	79	3	105	80	97.6%	25	0
TUSCARAWAS	66	89	0	155	126	141.6%	29	0
VINTON	0	0	0	0	0	-	0	0
WARREN	103	156	6	265	233	143.8%	32	0
STATEWIDE	2,513	7,479	265	9,992	7,653	98.8%	2,339	239

**COUNTY COURTS  
CONTRACTS TERMINATIONS  
1999**

<i>COURT</i>	<i>JURY TRIAL</i>	<i>COURT TRIAL</i>	<i>DEFAULT HEARING BY JUDGE</i>	<i>DEFAULT HEARING BY MAGISTRATE</i>	<i>FOR WANT OF PROSECUTION</i>	<i>OTHER DISMISSALS</i>	<i>TRANSFERRED OUT</i>	<i>PRIVATE JUDGE REFERRAL</i>	<i>UNAVAILABILITY OF PARTY</i>	<i>BANKRUPTCY STAY / INTER-LOCUTORY APPEAL</i>	<i>OTHER TERMINATIONS</i>	<i>TOTAL TERMINATIONS</i>
ADAMS	0	0	141	0	17	18	0	0	0	1	0	177
ASHTABULA (E)	0	14	102	0	0	41	1	0	0	1	3	162
ASHTABULA (W)	0	0	219	0	0	78	0	0	1	5	0	303
BELMONT (E)	0	0	1	0	0	21	5	0	0	0	14	41
BELMONT (N)	0	4	110	0	0	7	12	0	0	1	1	135
BELMONT (W)	0	0	89	0	0	21	0	0	0	0	0	110
BROWN	0	1	18	0	0	7	0	0	0	0	0	26
BUTLER #1	0	2	63	11	4	32	1	0	8	0	0	121
BUTLER #2	0	0	75	1	0	32	0	0	0	1	0	109
BUTLER #3	0	4	108	13	63	59	0	0	0	1	10	258
CARROLL	0	0	0	0	0	1	0	0	0	0	0	1
COLUMBIANA (E)	2	6	99	0	0	43	25	0	3	6	0	184
COLUMBIANA (NW)	1	0	584	0	17	85	6	0	0	2	0	695
COLUMBIANA (SW)	0	0	132	0	0	39	3	0	0	0	0	174
DARKE	0	12	645	0	0	116	3	0	0	5	1	782
ERIE	0	0	10	0	0	5	0	0	0	0	0	15
FULTON (E)	0	0	0	0	0	0	0	0	0	0	0	0
FULTON (W)	0	0	0	0	0	0	0	0	0	0	0	0
HARRISON	0	1	60	0	2	12	4	0	0	3	1	83
HIGHLAND	0	4	33	0	0	14	0	0	0	0	0	51
HOLMES	0	0	75	0	0	15	0	0	0	0	0	90
JEFFERSON #1	0	0	59	0	0	5	1	0	1	1	0	67
JEFFERSON #2	2	3	59	0	0	20	2	0	2	4	0	92
JEFFERSON #3	0	0	30	0	0	10	2	0	0	4	0	46
MAHONING #2	0	24	257	1	0	69	0	0	0	7	7	365
MAHONING #3	0	2	55	0	0	15	1	0	0	2	6	81
MAHONING #4	7	7	225	2	11	103	28	0	5	11	9	408
MAHONING #5	0	4	82	0	0	34	0	0	0	2	7	129
MEIGS	0	0	17	0	0	71	0	0	0	0	0	88
MONROE	0	0	0	0	0	0	0	0	0	0	0	0
MONTGOMERY #1	13	3	380	0	1	64	1	1	0	4	24	491
MONTGOMERY #2	0	13	319	0	0	64	0	0	0	0	75	471
MORGAN	0	0	28	0	0	13	21	0	0	2	0	64
MORROW	0	0	132	0	33	5	0	0	0	0	0	170
MUSKINGUM	0	0	320	0	0	0	0	0	0	0	0	320
NOBLE	0	0	4	0	19	4	0	0	0	0	0	27
PAULDING	0	0	1	0	0	0	0	0	0	0	0	1
PERRY	1	5	202	0	15	32	1	0	0	5	12	273
PIKE	0	0	118	0	0	39	0	0	0	0	0	157
PUTNAM	1	0	134	0	0	35	0	2	3	1	13	189
SANDUSKY #1	1	6	80	0	0	13	1	0	0	0	2	103
SANDUSKY #2	1	4	57	0	1	11	0	0	0	1	0	75
TRUMBULL (C)	0	5	54	0	3	16	1	0	0	1	0	80
TRUMBULL (E)	0	11	53	0	2	13	1	0	0	0	0	80
TUSCARAWAS	2	5	96	1	0	20	0	0	0	2	0	126
VINTON	0	0	0	0	0	0	0	0	0	0	0	0
WARREN	0	18	143	0	0	69	0	0	0	0	3	233
STATEWIDE	31	158	5,469	29	188	1,371	120	3	23	73	188	7,653

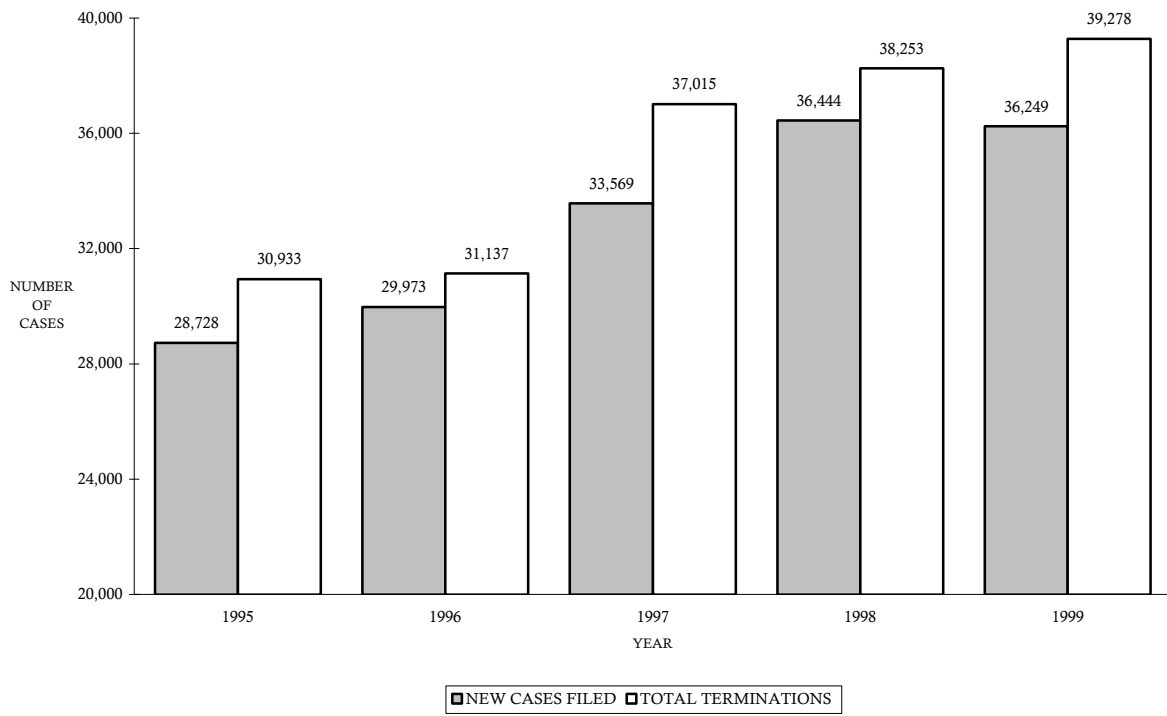
**COUNTY COURTS**  
**F.E.D. OVERALL CASELOADS**  
**1999**

<i>COURT</i>	<i>CASES PENDING JANUARY 1</i>	<i>NEW FILINGS</i>	<i>REACTIVATIONS AND TRANSFERS</i>	<i>TOTAL CASES</i>	<i>TOTAL TERMIN- ATIONS</i>	<i>CLEARANCE RATE</i>	<i>CASES PENDING DECEMBER 31</i>	<i>CASES PENDING BEYOND TIME GUIDELINES</i>
ADAMS	13	111	0	124	113	101.8%	11	0
ASHTABULA (E)	10	45	0	55	52	115.6%	3	0
ASHTABULA (W)	24	83	0	107	94	113.3%	13	0
BELMONT (E)	14	30	2	46	29	90.6%	17	0
BELMONT (N)	13	69	0	82	74	107.2%	8	0
BELMONT (W)	9	24	0	33	23	95.8%	10	2
BROWN	6	172	0	178	163	94.8%	15	0
BUTLER #1	21	64	0	85	65	101.6%	20	0
BUTLER #2	88	314	0	402	255	81.2%	147	0
BUTLER #3	184	520	58	762	550	95.2%	212	35
CARROLL	21	58	0	79	58	100.0%	21	0
COLUMBIANA (E)	11	50	0	61	52	104.0%	9	0
COLUMBIANA (NW)	6	89	1	96	86	95.6%	10	0
COLUMBIANA (SW)	10	63	0	73	65	103.2%	8	0
DARKE	9	121	0	130	121	100.0%	9	0
ERIE	10	20	0	30	25	125.0%	5	0
FULTON (E)	2	56	0	58	48	85.7%	10	0
FULTON (W)	7	95	0	102	95	100.0%	7	0
HARRISON	2	34	0	36	29	85.3%	7	0
HIGHLAND	6	35	0	41	37	105.7%	4	0
HOLMES	7	34	0	41	29	85.3%	12	0
JEFFERSON #1	2	24	0	26	21	87.5%	5	0
JEFFERSON #2	1	35	0	36	35	100.0%	1	0
JEFFERSON #3	1	17	0	18	14	82.4%	4	0
MAHONING #2	17	131	1	149	126	95.5%	23	0
MAHONING #3	5	34	3	42	36	97.3%	6	1
MAHONING #4	303	303	33	639	430	128.0%	209	89
MAHONING #5	1	12	1	14	11	84.6%	3	0
MEIGS	44	47	0	91	28	59.6%	63	43
MONROE	0	0	0	0	0	-	0	0
MONTGOMERY #1	37	411	1	449	410	99.5%	39	0
MONTGOMERY #2	30	394	2	426	398	100.5%	28	0
MORGAN	4	41	0	45	36	87.8%	9	0
MORROW	62	43	0	105	51	118.6%	54	0
MUSKINGUM	3	83	0	86	80	96.4%	6	0
NOBLE	1	6	0	7	6	100.0%	1	0
PAULDING	2	19	1	22	14	70.0%	8	0
PERRY	25	122	0	147	135	110.7%	12	0
PIKE	38	68	0	106	59	86.8%	47	27
PUTNAM	9	37	0	46	41	110.8%	5	0
SANDUSKY #1	4	45	0	49	44	97.8%	5	0
SANDUSKY #2	6	10	0	16	10	100.0%	6	0
TRUMBULL (C)	16	39	0	55	49	125.6%	6	0
TRUMBULL (E)	11	30	0	41	36	120.0%	5	0
TUSCARAWAS	17	135	0	152	134	99.3%	18	0
VINTON	3	14	0	17	13	92.9%	4	0
WARREN	23	97	0	120	100	103.1%	20	0
STATEWIDE	1,138	4,284	103	5,525	4,380	99.8%	1,145	197

**COUNTY COURTS**  
**F.E.D. TERMINATIONS**  
**1999**

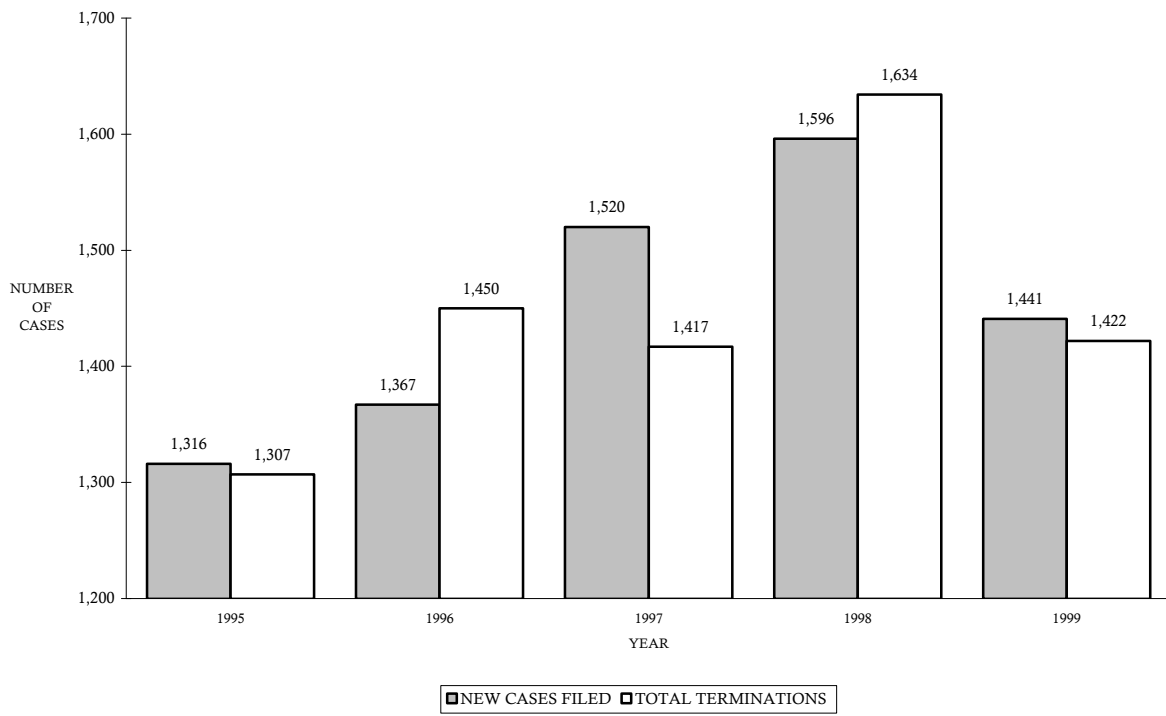
<i>COURT</i>	<i>JURY TRIAL</i>	<i>COURT TRIAL</i>	<i>DEFAULT HEARING BY JUDGE</i>	<i>DEFAULT HEARING BY MAGISTRATE</i>	<i>DISMISSAL FOR WANT OF PROSECUTION</i>	<i>OTHER DISMISSALS</i>	<i>TRANSFERRED OUT</i>	<i>PRIVATE JUDGE REFERRAL</i>	<i>UNAVAILABLE OF PARTY</i>	<i>BANKRUPTCY STAY / INTER-LOCUTORY APPEAL</i>	<i>OTHER TERMINATIONS</i>	<i>TOTAL TERMINATIONS</i>
ADAMS	0	0	75	0	14	24	0	0	0	0	0	113
ASHTABULA (E)	0	2	27	0	0	22	0	0	0	0	1	52
ASHTABULA (W)	0	0	50	0	1	42	0	0	0	1	0	94
BELMONT (E)	0	2	0	0	0	15	3	0	0	0	9	29
BELMONT (N)	0	43	14	0	0	8	8	0	1	0	0	74
BELMONT (W)	0	0	20	0	0	3	0	0	0	0	0	23
BROWN	0	0	104	0	6	53	0	0	0	0	0	163
BUTLER #1	0	0	2	39	2	20	0	0	2	0	0	65
BUTLER #2	0	1	2	32	0	217	0	0	0	3	0	255
BUTLER #3	0	0	9	102	191	239	1	0	0	3	5	550
CARROLL	0	0	20	0	0	34	0	0	4	0	0	58
COLUMBIANA (E)	0	2	22	0	0	24	3	0	0	1	0	52
COLUMBIANA (NW)	0	0	53	0	7	18	8	0	0	0	0	86
COLUMBIANA (SW)	0	0	37	0	0	26	2	0	0	0	0	65
DARKE	0	0	78	0	0	42	0	0	0	1	0	121
ERIE	0	0	9	0	0	16	0	0	0	0	0	25
FULTON (E)	0	0	23	0	0	25	0	0	0	0	0	48
FULTON (W)	0	0	49	0	0	46	0	0	0	0	0	95
HARRISON	0	0	18	0	2	8	1	0	0	0	0	29
HIGHLAND	0	0	32	0	0	5	0	0	0	0	0	37
HOLMES	0	3	14	0	0	8	0	0	0	0	4	29
JEFFERSON #1	0	0	18	0	0	2	0	0	0	1	0	21
JEFFERSON #2	0	0	22	0	0	12	0	0	1	0	0	35
JEFFERSON #3	0	0	13	0	0	1	0	0	0	0	0	14
MAHONING #2	0	2	83	8	0	31	0	0	0	0	2	126
MAHONING #3	0	1	26	1	0	8	0	0	0	0	0	36
MAHONING #4	0	1	82	48	3	283	4	0	0	6	3	430
MAHONING #5	0	0	7	1	0	3	0	0	0	0	0	11
MEIGS	0	0	23	0	0	5	0	0	0	0	0	28
MONROE	0	0	0	0	0	0	0	0	0	0	0	0
MONTGOMERY #1	11	2	293	0	1	93	0	0	0	1	9	410
MONTGOMERY #2	0	8	265	0	0	120	0	0	0	0	5	398
MORGAN	0	0	28	0	0	8	0	0	0	0	0	36
MORROW	0	44	0	0	5	2	0	0	0	0	0	51
MUSKINGUM	0	0	79	0	0	0	0	0	0	0	1	80
NOBLE	0	0	3	0	1	2	0	0	0	0	0	6
PAULDING	0	0	11	0	0	3	0	0	0	0	0	14
PERRY	0	0	90	0	8	33	1	0	0	0	3	135
PIKE	0	0	40	0	0	19	0	0	0	0	0	59
PUTNAM	0	0	10	0	0	16	0	0	0	0	15	41
SANDUSKY #1	0	0	33	0	0	7	1	0	0	0	3	44
SANDUSKY #2	0	0	1	0	0	9	0	0	0	0	0	10
TRUMBULL (C)	0	1	17	0	8	21	1	0	1	0	0	49
TRUMBULL (E)	0	1	24	0	0	10	0	0	0	0	1	36
TUSCARAWAS	0	0	92	11	0	30	0	0	0	0	1	134
VINTON	0	0	13	0	0	0	0	0	0	0	0	13
WARREN	0	38	22	0	0	37	0	0	0	0	3	100
STATEWIDE	11	151	1,953	242	249	1,650	33	0	9	17	65	4,380

**COUNTY COURTS - MISDEMEANOR CASES**  
**STATEWIDE NEW CASES FILED AND TOTAL TERMINATIONS COMPARISON**  
**1995 - 1999**





**COUNTY COURTS - OTHER CIVIL CASES**  
**STATEWIDE NEW CASES FILED AND TOTAL TERMINATIONS COMPARISON**  
**1995 - 1999**



**COUNTY COURTS**  
**OTHER CIVIL OVERALL CASELOADS**  
**1999**

<u>COURT</u>	<u>CASES PENDING JANUARY 1</u>	<u>NEW FILINGS</u>	<u>REACTIVATIONS AND TRANSFERS</u>	<u>TOTAL CASES</u>	<u>TOTAL TERMIN- ATIONS</u>	<u>CLEARANCE RATE</u>	<u>CASES PENDING DECEMBER 31</u>	<u>CASES PENDING BEYOND TIME GUIDELINES</u>
ADAMS	4	7	0	11	5	71.4%	6	2
ASHTABULA (E)	8	56	0	64	61	108.9%	3	0
ASHTABULA (W)	2	5	0	7	6	120.0%	1	0
BELMONT (E)	5	2	0	7	1	50.0%	6	0
BELMONT (N)	3	4	1	8	8	160.0%	0	0
BELMONT (W)	0	0	0	0	0	-	0	0
BROWN	68	201	3	272	211	103.4%	61	2
BUTLER #1	7	15	0	22	20	133.3%	2	0
BUTLER #2	6	12	0	18	2	16.7%	16	0
BUTLER #3	22	17	0	39	7	41.2%	32	19
CARROLL	61	135	0	196	136	100.7%	60	0
COLUMBIANA (E)	1	1	0	2	2	200.0%	0	0
COLUMBIANA (NW)	0	0	0	0	0	-	0	0
COLUMBIANA (SW)	1	2	0	3	2	100.0%	1	0
DARKE	1	9	0	10	9	100.0%	1	0
ERIE	6	17	0	23	17	100.0%	6	0
FULTON (E)	42	186	0	228	177	95.2%	51	1
FULTON (W)	48	163	0	211	163	100.0%	48	0
HARRISON	2	5	0	7	7	140.0%	0	0
HIGHLAND	2	2	0	4	1	50.0%	3	0
HOLMES	0	4	0	4	3	75.0%	1	0
JEFFERSON #1	0	0	0	0	0	-	0	0
JEFFERSON #2	0	1	0	1	1	100.0%	0	0
JEFFERSON #3	0	3	0	3	3	100.0%	0	0
MAHONING #2	2	4	0	6	3	75.0%	3	0
MAHONING #3	3	1	0	4	1	100.0%	3	3
MAHONING #4	30	16	1	47	11	64.7%	36	34
MAHONING #5	2	12	0	14	8	66.7%	6	4
MEIGS	17	7	0	24	0	0.0%	24	17
MONROE	5	61	0	66	39	63.9%	27	0
MONTGOMERY #1	7	54	0	61	51	94.4%	10	0
MONTGOMERY #2	33	120	1	154	146	120.7%	8	0
MORGAN	0	4	0	4	2	50.0%	2	0
MORROW	8	6	0	14	2	33.3%	12	0
MUSKINGUM	0	15	0	15	14	93.3%	1	0
NOBLE	0	14	0	14	10	71.4%	4	0
PAULDING	37	142	2	181	146	101.4%	35	0
PERRY	5	14	0	19	16	114.3%	3	1
PIKE	14	6	0	20	1	16.7%	19	12
PUTNAM	4	4	0	8	8	200.0%	0	0
SANDUSKY #1	0	10	0	10	10	100.0%	0	0
SANDUSKY #2	2	6	0	8	7	116.7%	1	0
TRUMBULL (C)	0	1	0	1	0	0.0%	1	0
TRUMBULL (E)	0	0	0	0	0	-	0	0
TUSCARAWAS	8	13	0	21	9	69.2%	12	0
VINTON	14	63	1	78	67	104.7%	11	1
WARREN	9	21	1	31	29	131.8%	2	0
STATEWIDE	489	1,441	10	1,930	1,422	98.0%	508	96

**COUNTY COURTS  
OTHER CIVIL TERMINATIONS  
1999**

<i>COURT</i>	<i>JURY TRIAL</i>	<i>COURT TRIAL</i>	<i>DEFAULT HEARING BY JUDGE</i>	<i>DEFAULT HEARING BY MAGISTRATE</i>	<i>DISMISSAL FOR WANT OF PROSECUTION</i>	<i>OTHER DISMISSALS</i>	<i>TRANSFERRED OUT</i>	<i>PRIVATE JUDGE REFERRAL</i>	<i>UNAVAILABILITY OF PARTY</i>	<i>BANKRUPTCY STAY / INTERLOCUTORY APPEAL</i>	<i>OTHER TERMINATIONS</i>	<i>TOTAL TERMINATIONS</i>
ADAMS	0	0	1	0	0	4	0	0	0	0	0	5
ASHTABULA (E)	0	0	56	0	0	4	0	0	0	0	1	61
ASHTABULA (W)	0	0	2	0	0	4	0	0	0	0	0	6
BELMONT (E)	0	0	0	0	0	1	0	0	0	0	0	1
BELMONT (N)	0	0	6	0	0	0	2	0	0	0	0	8
BELMONT (W)	0	0	0	0	0	0	0	0	0	0	0	0
BROWN	0	17	136	0	3	52	0	0	0	0	3	211
BUTLER #1	0	0	14	4	0	2	0	0	0	0	0	20
BUTLER #2	0	0	2	0	0	0	0	0	0	0	0	2
BUTLER #3	0	0	0	1	2	0	0	0	0	0	4	7
CARROLL	0	0	86	0	0	40	2	0	0	8	0	136
COLUMBIANA (E)	0	0	1	0	0	1	0	0	0	0	0	2
COLUMBIANA (NW)	0	0	0	0	0	0	0	0	0	0	0	0
COLUMBIANA (SW)	0	0	1	0	0	1	0	0	0	0	0	2
DARKE	0	0	8	0	0	1	0	0	0	0	0	9
ERIE	0	1	11	0	0	5	0	0	0	0	0	17
FULTON (E)	0	0	141	0	0	35	0	0	0	0	1	177
FULTON (W)	0	0	134	0	0	29	0	0	0	0	0	163
HARRISON	0	0	5	0	0	1	1	0	0	0	0	7
HIGHLAND	0	0	1	0	0	0	0	0	0	0	0	1
HOLMES	0	0	3	0	0	0	0	0	0	0	0	3
JEFFERSON #1	0	0	0	0	0	0	0	0	0	0	0	0
JEFFERSON #2	0	0	0	0	0	0	0	0	1	0	0	1
JEFFERSON #3	0	0	3	0	0	0	0	0	0	0	0	3
MAHONING #2	0	0	1	0	0	1	0	0	0	0	1	3
MAHONING #3	0	0	1	0	0	0	0	0	0	0	0	1
MAHONING #4	0	0	5	0	0	4	0	0	0	0	2	11
MAHONING #5	0	0	5	0	0	2	0	0	0	0	1	8
MEIGS	0	0	0	0	0	0	0	0	0	0	0	0
MONROE	0	0	38	0	1	0	0	0	0	0	0	39
MONTGOMERY #1	0	0	0	0	0	0	0	0	0	1	50	51
MONTGOMERY #2	0	0	30	0	0	3	0	0	0	0	113	146
MORGAN	0	0	2	0	0	0	0	0	0	0	0	2
MORROW	0	0	2	0	0	0	0	0	0	0	0	2
MUSKINGUM	0	0	14	0	0	0	0	0	0	0	0	14
NOBLE	0	0	5	0	4	1	0	0	0	0	0	10
PAULDING	0	0	122	0	0	23	0	0	0	1	0	146
PERRY	0	1	3	0	3	6	0	0	0	0	3	16
PIKE	0	0	1	0	0	0	0	0	0	0	0	1
PUTNAM	0	0	2	0	0	1	0	0	0	0	5	8
SANDUSKY #1	0	2	7	0	0	1	0	0	0	0	0	10
SANDUSKY #2	0	0	5	0	0	2	0	0	0	0	0	7
TRUMBULL (C)	0	0	0	0	0	0	0	0	0	0	0	0
TRUMBULL (E)	0	0	0	0	0	0	0	0	0	0	0	0
TUSCARAWAS	0	1	2	0	0	0	0	0	0	1	5	9
VINTON	0	0	56	0	0	11	0	0	0	0	0	67
WARREN	0	3	3	0	0	6	0	0	0	0	17	29
STATEWIDE	0	25	915	5	13	241	5	0	1	11	206	1,422

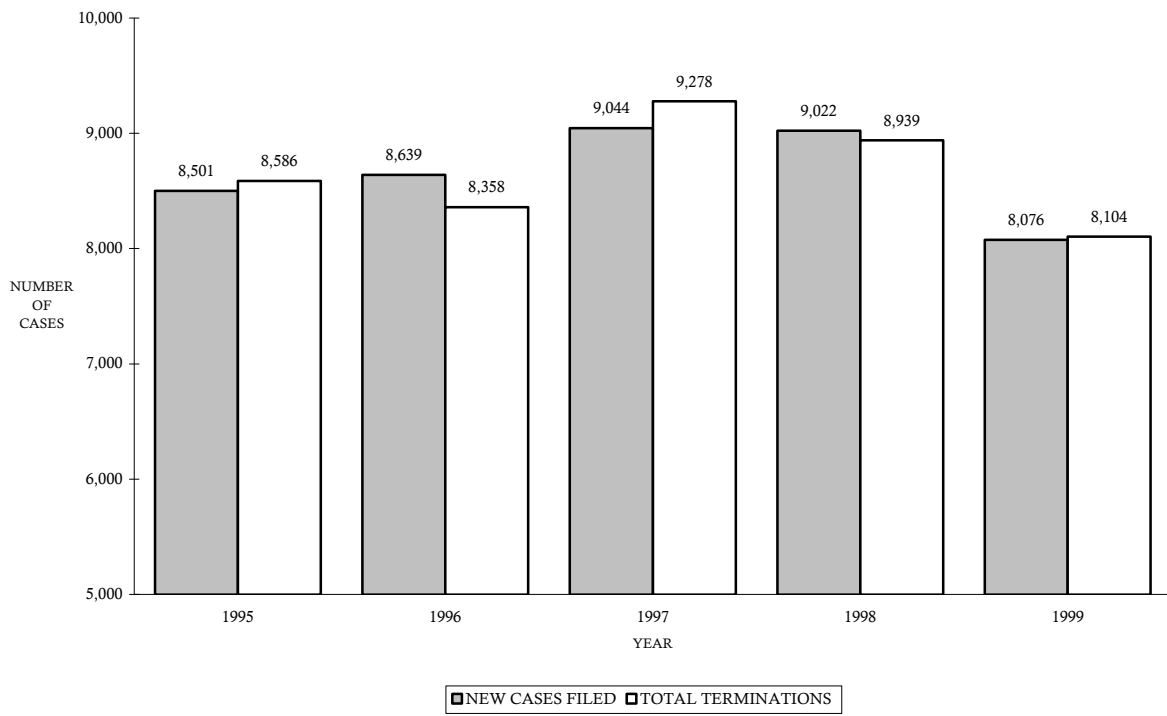
**COUNTY COURTS**  
**SMALL CLAIMS OVERALL CASELOADS**  
**1999**

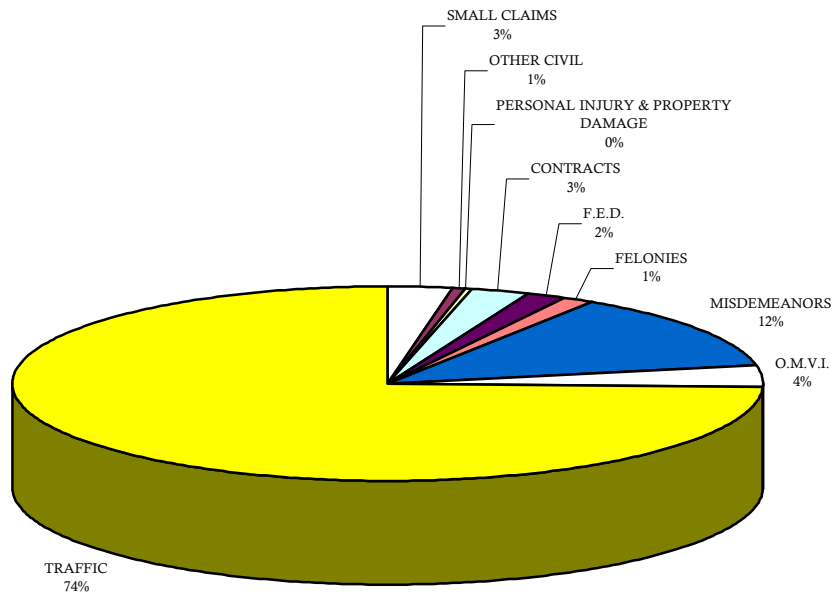
<i>COURT</i>	<i>CASES PENDING JANUARY 1</i>	<i>NEW FILINGS</i>	<i>REACTIVATIONS AND TRANSFERS</i>	<i>TOTAL CASES</i>	<i>TOTAL TERMIN- ATIONS</i>	<i>CLEARANCE RATE</i>	<i>CASES PENDING DECEMBER 31</i>	<i>CASES PENDING BEYOND TIME GUIDELINES</i>
ADAMS	19	104	0	123	105	101.0%	18	0
ASHTABULA (E)	19	136	2	157	142	102.9%	15	0
ASHTABULA (W)	21	140	0	161	121	86.4%	40	0
BELMONT (E)	74	157	13	244	177	104.1%	67	0
BELMONT (N)	51	273	0	324	311	113.9%	13	0
BELMONT (W)	111	250	0	361	322	128.8%	39	1
BROWN	39	222	0	261	206	92.8%	55	0
BUTLER #1	33	178	0	211	154	86.5%	57	0
BUTLER #2	21	54	0	75	33	61.1%	42	0
BUTLER #3	68	178	16	262	176	90.7%	86	36
CARROLL	27	198	0	225	215	108.6%	10	0
COLUMBIANA (E)	58	94	1	153	134	141.1%	19	0
COLUMBIANA (NW)	26	153	1	180	149	96.8%	31	0
COLUMBIANA (SW)	23	82	0	105	93	113.4%	12	0
DARKE	47	446	0	493	428	96.0%	65	0
ERIE	12	32	0	44	42	131.3%	2	0
FULTON (E)	34	270	0	304	272	100.7%	32	2
FULTON (W)	65	589	0	654	583	99.0%	71	0
HARRISON	2	58	0	60	52	89.7%	8	0
HIGHLAND	3	28	0	31	28	100.0%	3	0
HOLMES	67	446	0	513	438	98.2%	75	0
JEFFERSON #1	7	53	1	61	52	96.3%	9	2
JEFFERSON #2	6	90	1	97	93	102.2%	4	0
JEFFERSON #3	26	101	0	127	106	105.0%	21	16
MAHONING #2	69	379	2	450	363	95.3%	87	3
MAHONING #3	10	42	1	53	44	102.3%	9	4
MAHONING #4	215	419	36	670	498	109.5%	172	112
MAHONING #5	41	104	1	146	121	115.2%	25	4
MEIGS	88	135	0	223	108	80.0%	115	94
MONROE	7	82	0	89	59	72.0%	30	0
MONTGOMERY #1	41	299	1	341	284	94.7%	57	0
MONTGOMERY #2	22	184	11	217	199	102.1%	18	0
MORGAN	8	84	0	92	66	78.6%	26	0
MORROW	102	228	0	330	238	104.4%	92	0
MUSKINGUM	22	164	0	186	168	102.4%	18	1
NOBLE	0	88	0	88	87	98.9%	1	0
PAULDING	22	187	0	209	166	88.8%	43	0
PERRY	18	174	0	192	151	86.8%	41	0
PIKE	71	134	0	205	112	83.6%	93	64
PUTNAM	17	177	0	194	168	94.9%	26	0
SANDUSKY #1	13	113	1	127	113	99.1%	14	0
SANDUSKY #2	7	45	0	52	47	104.4%	5	0
TRUMBULL (C)	29	168	3	200	162	94.7%	38	0
TRUMBULL (E)	6	119	0	125	113	95.0%	12	0
TUSCARAWAS	84	213	0	297	228	107.0%	69	0
VINTON	11	67	0	78	47	70.1%	31	0
WARREN	23	139	1	163	130	92.9%	33	0
STATEWIDE	1,785	8,076	92	9,953	8,104	99.2%	1,849	339

**COUNTY COURTS**  
**SMALL CLAIMS TERMINATIONS**  
**1999**

<i>COURT</i>	<i>HEARING BY JUDGE</i>	<i>HEARING BY MAGISTRATE</i>	<i>TRANSFER TO REGULAR CIVIL DOCKET</i>	<i>DISMISSAL FOR WANT OF PROSECUTION</i>	<i>OTHER DISMIS- SALS</i>	<i>UNAVAIL- ABILITY OF ACCUSED</i>	<i>BANKRUPTCY STAY/INTERLOC- UTORY APPEAL</i>	<i>OTHER TERMIN- ATIONS</i>	<i>TOTAL TERMIN- ATIONS</i>
ADAMS	67	0	0	8	25	0	1	4	105
ASHTABULA (E)	91	0	4	0	40	0	0	7	142
ASHTABULA (W)	81	0	1	0	39	0	0	0	121
BELMONT (E)	14	0	0	11	27	0	0	125	177
BELMONT (N)	182	27	30	0	63	2	7	0	311
BELMONT (W)	177	1	0	0	144	0	0	0	322
BROWN	143	0	0	7	53	3	0	0	206
BUTLER #1	3	97	3	7	42	2	0	0	154
BUTLER #2	1	17	0	0	15	0	0	0	33
BUTLER #3	9	59	1	23	77	0	2	5	176
CARROLL	103	0	1	0	111	0	0	0	215
COLUMBIANA (E)	68	0	19	0	46	0	1	0	134
COLUMBIANA (NW)	97	0	11	4	37	0	0	0	149
COLUMBIANA (SW)	49	0	10	0	34	0	0	0	93
DARKE	295	0	0	7	122	0	2	2	428
ERIE	28	0	2	0	12	0	0	0	42
FULTON (E)	210	1	0	1	60	0	0	0	272
FULTON (W)	416	0	0	0	167	0	0	0	583
HARRISON	38	0	0	1	12	0	1	0	52
HIGHLAND	23	0	0	0	5	0	0	0	28
HOLMES	264	0	1	126	44	0	3	0	438
JEFFERSON #1	38	0	0	0	14	0	0	0	52
JEFFERSON #2	52	0	0	0	38	1	2	0	93
JEFFERSON #3	72	0	4	0	27	0	3	0	106
MAHONING #2	180	50	0	0	111	0	3	19	363
MAHONING #3	28	0	1	0	14	1	0	0	44
MAHONING #4	237	79	1	0	165	0	12	4	498
MAHONING #5	75	4	0	0	35	0	2	5	121
MEIGS	89	0	0	0	19	0	0	0	108
MONROE	49	0	0	1	9	0	0	0	59
MONTGOMERY #1	181	0	9	0	73	0	3	18	284
MONTGOMERY #2	118	0	14	0	51	0	0	16	199
MORGAN	46	0	0	1	16	2	1	0	66
MORROW	171	0	1	40	26	0	0	0	238
MUSKINGUM	166	0	0	0	1	0	0	1	168
NOBLE	58	0	0	0	29	0	0	0	87
PAULDING	118	0	0	0	48	0	0	0	166
PERRY	87	1	0	7	50	0	2	4	151
PIKE	71	0	0	0	41	0	0	0	112
PUTNAM	105	0	0	0	59	0	1	3	168
SANDUSKY #1	84	0	0	0	20	1	0	8	113
SANDUSKY #2	31	0	3	1	12	0	0	0	47
TRUMBULL (C)	107	1	2	6	43	0	3	0	162
TRUMBULL (E)	84	0	3	3	23	0	0	0	113
TUSCARAWAS	177	5	0	0	42	0	1	3	228
VINTON	40	0	0	0	7	0	0	0	47
WARREN	79	0	4	0	43	0	0	4	130
STATEWIDE	4,902	342	125	254	2,191	12	50	228	8,104

**COUNTY COURTS - SMALL CLAIMS CASES**  
**STATEWIDE NEW CASES FILED AND TOTAL TERMINATIONS COMPARISON**  
**1995 - 1999**





An outline map of the state of Ohio, showing its irregular borders. The map is centered on the page and serves as a background for the text.

# Section K

## Definitions



## DEFINITIONS

The following definitions are adapted from the implementation manual published pursuant to the *Supreme Court Rules of Superintendence*. They apply only to terms that are found both on the report forms submitted to the Supreme Court of Ohio and on the summary tables included in the *Ohio Courts Summary*.

### COURTS OF COMMON PLEAS, MUNICIPAL COURTS, AND COUNTY COURTS

**Admission** Uncontested cases terminated by admission, default, or agreement.

**Adult Cases R.C. 2919.24** Juvenile court cases brought against an adult who is the defendant accused of contributing to the neglect, unruliness, or delinquency of a minor.

**All Others** Any case that cannot appropriately be recorded in a listed category.

**Bankruptcy Stay/Interlocutory Appeal** Cases in which a bankruptcy stay has been issued or an interlocutory appeal taken. Once a bankruptcy stay is removed or the case is remanded, the case is reactivated.

**Certification/Waiver Granted** Juvenile delinquency cases transferred for criminal prosecution to the appropriate court having jurisdiction of the offense; more commonly referred to as "bindovers".

**Change of Custody** Post-decree domestic relations cases in which the court must adjudicate a motion for change of custody, including requests for change of custody based upon an election of the child and cases where custody is contested. Juvenile cases are included where there is an application for writ of habeas corpus involving the custody of a child or where a motion for change of custody is filed pursuant to Juv. R. 10(A).

**Clearance Rate** In all case types, clearance rate is a statistical calculation that compares the number of cases filed during the year to the number of cases terminated during the same year. It is determined by dividing the total number of terminations by the total number of new filings, reactivations and transfers. It is expressed as a percentage. For example, if 50 terminations and 100 total filings are reported then the clearance rate would be 50%.

**Court Trial** A case is considered terminated by trial to the court (i.e. judge) if judgment is rendered after the first witness is sworn.

**Criminal** Cases in which a person is charged with violation of a state law or local ordinance other than a traffic law or ordinance. For purposes of tracking the age of the case for these reports, the case begins at arraignment.

**Default** Cognovit judgments and default judgments in civil cases.

**Default/Uncontested** Domestic relations cases in which there is no responsive pleading filed or the defendant fails to appear in person or through counsel.

**Delinquency** Juvenile cases filed concerning a delinquent child, as defined by Section 2151.02(A). Probation violations that would not be considered a criminal offense if committed by an adult are not included.

**Dependency, Neglect, or Abuse** Juvenile cases concerning the neglected child, as defined by R.C. 2151.03; the dependent child, as defined by R.C. 2151.04; or the abused child, as defined by R.C. 2151.031.

**Dismissals** Before or after pre-trial conference, but prior to the swearing of the first witness, the case is dismissed by the judge or prosecutor with or without prejudice.

**Dismissals for Want of Prosecution (Civil Cases) or Lack of Speedy Trial (Criminal Cases)** Cases dismissed pursuant to R.C. 2945.73 or M.C. Sup. R. 6 for want of prosecution within the prescribed time limits. Note: This termination line was not intended to track criminal cases dismissed for want of prosecution.

**Dissolution of Marriage** Domestic relations cases in which a petition for dissolution of marriage has been filed pursuant to R.C. 3105.63, with or without minor children.

**Diversion or Arbitration** Criminal cases where diversion has been granted after arraignment on the indictment or information, but not as a condition of a sentence placing the accused on probation.

• In civil cases in which the court has adopted a mandatory arbitration rule, the referral of the case to arbitration does not constitute a termination. A case is reported as terminated by arbitration only after a report and award have been filed by the panel and the period for the filing of an appeal or exception has run.

**Domestic Violence** Domestic violence actions filed as separate cases pursuant to R.C. 3113.31. This does not include miscellaneous matters filed in pending cases such as motions to evict.

**Guilty/No Contest Plea to Reduced Charge** Criminal cases terminated by the acceptance of a plea of guilty or no contest to a reduced charge. The change of plea must occur prior to the swearing of the jury or the swearing of the first witness in a court trial.

**Jury Trial** A case is considered terminated by jury trial if judgment is rendered after the jury is sworn regardless of the outcome of the trial.

**Mediation/Conciliation** Domestic relations cases in which a petition for conciliation has been filed or a referral to mediation has been made. Petition or referral seeks to defer further action and prevents or suspends proceedings for divorce, annulment, or alimony.

**Motion for Permanent Custody** Juvenile cases in which a complaint or motion for permanent custody has been filed when custody is contested. This does not include voluntary placements.

**Other Civil Cases** Civil cases that are not included within any of the other categories. Ancillary proceedings are not reported as cases.

**Parentage** Cases brought pursuant to R.C. Chapter 3111., the Uniform Parentage Act. Once paternity is established, the parentage case is considered terminated for reporting purposes.

**Personal Injury** Civil cases in which the principal issue is liability for, or the amount of damages to be received for, allegedly tortious conduct resulting in personal injury.

**Support Enforcement/Modification** Post-decree domestic relations cases in which it is alleged that there has been disobedience of, or resistance to, a lawful judgment of the court requiring the payment of support. A case is reported only once, regardless of the number of pending motions.

**Traffic** Cases dealing with matters involving traffic offenders. Juveniles, as defined by R.C. 2151.021, and adult traffic cases include any violation of state law or local ordinance arising out of the use of a motor vehicle except those involving OMVI charges.

**Transfer to Another Judge or Court** Cases terminated by virtue of transferring the case from one judge to another judge within the same division of a court by an assignment of the administrative judge or by transferring the case to another court. This action constitutes complete divestment of responsibility by the original judge.

**Trial by Judge** Contested matters terminated as a result of a hearing conducted personally by the judge.

**Trial by Referee** Contested cases settled or dismissed, or in which the accused changes plea after the first witness has been sworn. This category is limited to substantive hearings held by a referee of the court.

**Unavailability of Accused for Trial or Sentencing** Cases terminated when a defendant is unavailable due to mental status, incarceration on other charges, or flight from custody. The mere failure of the accused to appear at the time the case is set for trial or hearing does not, in itself, authorize termination by reason of unavailability.

**Unruly** Juvenile cases concerning unruly children, as defined by R.C. 2151.022.

**U.I.F.S.A.** Cases brought pursuant to R.C. Chapter 3115, the Uniform Interstate Family Support Act, that are handled by the domestic relations or juvenile divisions, including cases initiated in Ohio and cases in which Ohio is the responding state.

**Visitation Enforcement/Modification** Post-decree domestic relations cases in which it is alleged there has been disobedience of, or resistance to, lawful judgment of the court relative to child visitation rights. A case is listed only once, regardless of the number of pending motions.

**Voluntary Dismissal** Voluntary withdrawal of a pending domestic relations action, for any reason, by the person who originally filed the cause or action.

**Workers' Compensation** Appeals filed under R.C. 4123.519, including noncompliance actions by the state for recovery of benefits or of premiums, and mandamus actions arising from claims or awards.

## MUNICIPAL AND COUNTY COURTS ONLY

### **DEFINITIONS FOR COMMON PLEAS COURTS APPLY TO MUNICIPAL AND COUNTY COURTS WITH THE FOLLOWING ADDITIONS:**

**F.E.D.** (Forcible Entry and Detainer) A summary proceeding initiated under R.C. Chapter 1923. or 5321. for restoring possession of real property to one who is wrongfully kept out or has been wrongfully deprived of possession.

**Felony** A felony is defined by R.C. 2901.02 and Crim. R. 2 as an offense specifically classified as a felony, regardless of penalty, or an offense in which imprisonment for more than one year can be imposed. When transferred to the Common Pleas court, these cases will be reported as criminal cases by the receiving court.

**Misdemeanors** A misdemeanor is defined by R.C. 2901.02 and Crim. R. 2 as an offense specifically classified as a misdemeanor, or an offense in which imprisonment for not more than one year can be imposed. While traffic offenses fall within this definition, they are reported as OMVI or other traffic offenses (see below) and not as misdemeanors.

**OMVI** (Operating a Motor Vehicle while Intoxicated). Cases that include a violation of R.C. 4511.19 or of any local ordinance that prohibits operating a motor vehicle while under the influence of alcohol or any drug of abuse.

**Other Traffic** A misdemeanor charged under a statute or an ordinance arising out of the use of any type of vehicle that is generally used on the roads of the state, except an OMVI offense. Parking violations are not included in this category or anywhere else in *Ohio Courts Summary*.

**Small Claims** Civil actions brought under R.C. Chapter 1925. for the recovery of small debts and accounts, not exceeding two thousand dollars, exclusive of interest and costs.

**Transfer** This category includes cases bound over to a grand jury as a result of waiver of a preliminary hearing, small claims cases transferred to the regular civil docket, and cases transferred to the individual docket of a judge under M.C. Sup. R. 3(B)(2).

**Trial/Hearing by Judge** Felony cases bound over to a grand jury as a result of a preliminary hearing and other cases terminated in particular sessions by a judge.

**Violations Bureau** This termination type includes misdemeanor and other traffic cases terminated by payment of a fine at a Traffic Violations Bureau.